

Dark matter and lepton flavour phenomenology in a singlet-doublet scotogenic model

Maud Sarazin^a Jordan Bernigaud^{b,c} Björn Herrmann^a

^a*Univ. Grenoble Alpes, Univ. Savoie Mont Blanc, CNRS, LAPTh, F-74000 Annecy, France*

^b*Institute for Nuclear Physics (IKP), Karlsruhe Institute of Technology, Hermann-von-Helmholtz-Platz 1, D-76344 Eggenstein-Leopoldshafen, Germany*

^c*Institute for Theoretical Particle Physics (TTP), Karlsruhe Institute of Technology, Engesserstrasse 7, D-76128 Karlsruhe, Germany*

E-mail: sarazin@lapth.cnrs.fr, jordan.bernigaud@kit.edu,
herrmann@lapth.cnrs.fr

ABSTRACT: We study the dark matter phenomenology of scotogenic frameworks through the rather illustrative model T1-2A extending the Standard Model by scalar and fermionic singlets and doublets. Such a setup is phenomenologically attractive since it provides the radiative generation of neutrino masses, while also including viable candidates for cold dark matter. We employ a Markov Chain Monte Carlo algorithm to explore the associated parameter space in view of numerous constraints stemming from the Higgs mass, the neutrino sector, dark matter, and lepton-flavour violating processes. After a general discussion of the results, we focus on the case of fermionic dark matter, which remains rather uncovered in the literature so far. We discuss the associated phenomenology and show that in this particular case a rather specific mass spectrum is expected with fermion masses just above 1 TeV. Our study may serve as a guideline for future collider studies.

1 Introduction

Particle physics beyond the Standard Model (BSM) is well motivated by many arguments from both theory considerations and experimental observations. Among the latter, two important observations clearly call for new physics. First, the existence of cold dark matter (DM) in the Universe [1] remains unexplained. Second, the discovery of their oscillations [2] implies that the neutrinos are massive, although there is no corresponding mass term in the Standard Model.

One of the classical approaches to address dark matter relies on the so-called Weakly Interacting Massive Particle (WIMP) paradigm. Such a massive, electrically neutral, and stable particle may achieve the observed dark matter relic density through thermal freeze-out. However, in absence of direct experimental evidence, there is no consensus about the exact nature of the WIMP dark matter candidate.

Concerning neutrino masses, while in the Standard Model the other fermions are of Dirac nature, allowing for mass generation through the Higgs mechanism, right-handed neutrinos would be a singlet under full Standard Model gauge group. In addition, accounting for the experimentally inferred mass scale would require unnaturally small Yukawa couplings. While many extensions of the Standard Model address this question by considering effective small masses generated through the so-called Seesaw mechanism [3–5], a different approach can be implemented by considering loop-induced Majorana mass terms, which are naturally loop-suppressed.

In the present work, we will consider a framework of the scotogenic type, which reunites WIMP dark matter and radiative neutrino mass generation. A simple model of this type has been proposed by Ma [6] and discussed in Refs. [7–9]. Phenomenological aspects of this class of models have then been presented in numerous subsequent studies [10–16]. A summary and classification in terms of topologies related to neutrino mass generation of more general scotogenic setups has been published in Ref. [17].

The generation of neutrino masses necessarily comes along with lepton-flavour violating effects, which may contribute to experimentally constrained processes, such as, e.g., the decay $\mu \rightarrow e\gamma$ and related leptonic transitions. Precision measurements of such transitions may put stringent constraints on the parameter space, especially concerning coupling parameters involved in the neutrino mass generation and dark matter phenomenology.

We will dedicate our analysis to a specific scotogenic model, labelled “T1-2A” according to Ref. [17] that includes both scalar and fermionic singlets and doublets. This model features two non-vanishing neutrino masses generated through radiative contributions and offers three different candidates for WIMP dark matter. A discrete \mathbb{Z}_2 symmetry ensures that the dark matter particle is stable. In a sense, this corresponds to a union of the singlet-doublet scalar [18–21] and singlet-doublet fermion [18, 19, 22–24] extensions. More recently, this model has been studied in Ref. [25], focusing mainly on the particular case of scalar dark matter.

The present work aims at providing a more complete analysis of this rather general framework. In particular, we do not restrict ourselves to the case of scalar dark matter. Moreover, we include CP -violating phases present in the Pontecorvo-Maki-Nakagawa-

	Ψ_1	Ψ_2	F	Φ	S
$SU(2)_L$	2	2	1	2	1
$U(1)_Y$	-1	1	0	1	0

Table 1: Field content of the scotogenic model T1-2A in addition to the Standard Model fields.

Sakata (PMNS) matrix. Finally, we include the couplings of the new fields to the right-handed leptons, which have been omitted in Ref. [25] as they do not contribute to the generation of neutrino masses. They may, however, have an impact on lepton flavour violating processes and dark matter phenomenology. In order to efficiently include all relevant constraints and explore the large parameter space, we rely on a Markov Chain Monte Carlo algorithm.

Our paper is organised as follows: After a presentation of the model in Sec. 2, we discuss the physical mass spectrum as well as the impact of next-to-leading order corrections on the masses in Sec. 3. Sec. 4 is then devoted to the presentation of the employed Markov Chain Monte Carlo setup. We present our results in Sec. 5 and discuss perspectives for collider searches in Sec. 6. Finally, conclusions are given in Sec. 7.

2 The model T1-2A

As mentioned in the Introduction, we will consider a scotogenic framework, where the Standard Model is extended by two Weyl fermion doublets, Ψ_1 and Ψ_2 , a Weyl fermion singlet, F , a scalar doublet, Φ , and a real scalar singlet, S . These additional fields are assumed to be singlet under $SU(3)$, and odd under a \mathbb{Z}_2 symmetry to ensure neutrino mass generation at the one loop level as well as the stability of the dark matter candidate. All Standard Model fields are even under the mirror symmetry. The additional field content including their respective representations under $SU(2)_L \times U(1)_Y$ is summarized in Table 1. According to the classification of Ref. [17], this specific scotogenic model is labelled “T1-2A”, where the “T1-2” refers to the topology of adding two fermions and two scalars, while the “A” indicates that the model contains two singlets and two doublets.

In this Section, we will briefly introduce the different sectors, present the corresponding Lagrangian, and set the notation.

2.1 The scalar sector

The scalar sector of the model consists of the Standard Model Higgs doublet H , the additional singlet S , and the additional doublet Φ . They carry charges as given in Table 1. Upon electroweak symmetry breaking, which involves the Higgs doublet only, the doublets can be expanded into components according to

$$H = \begin{pmatrix} G^+ \\ \frac{1}{\sqrt{2}}[v + h^0 + iG^0] \end{pmatrix}, \quad \Phi = \begin{pmatrix} \phi^+ \\ \frac{1}{\sqrt{2}}[\phi^0 + iA^0] \end{pmatrix}. \quad (2.1)$$

Here, h^0 is the Standard-Model Higgs boson, G^0 and G^+ are the Goldstone bosons, and $v = \sqrt{2}\langle H \rangle \approx 246$ GeV denotes the vacuum expectation value. Moreover, ϕ^0 and A^0 are CP -even and CP -odd neutral scalars, and ϕ^+ is a charged scalar.

The scalar potential of the model is given by

$$\begin{aligned} -\mathcal{L}_{\text{scalar}} = & M_H^2 |H|^2 + \lambda_H |H|^4 + \frac{1}{2} M_S^2 S^2 + \lambda_{4S} S^4 + M_\Phi^2 |\Phi|^2 + \lambda_{4\Phi} |\Phi|^4 + \frac{1}{2} \lambda_S S^2 |H|^2 \\ & + \lambda_\Phi |\Phi|^2 |H|^2 + \lambda'_\Phi |H \Phi^\dagger|^2 + \frac{1}{2} \lambda''_\Phi \left\{ (H \Phi^\dagger)^2 + \text{h.c.} \right\} + T \left\{ S H \Phi^\dagger + \text{h.c.} \right\}. \end{aligned} \quad (2.2)$$

The first two terms are the Standard Model part related to the Higgs doublet H . After electroweak symmetry breaking, at the tree-level, the usual minimization relation in the Higgs sector,

$$m_{h^0}^2 = -2M_H^2 = 2\lambda_H v^2, \quad (2.3)$$

allows to eliminate the mass parameter M_H^2 in favour of the Higgs self-coupling λ_H . Imposing $m_{h^0} \approx 125$ GeV leads to a tree-level value of $\lambda_H \approx 0.13$.

The additional couplings, stemming from the presence of the new fields, are the self-couplings λ_{4S} and $\lambda_{4\Phi}$ of the new singlet S and doublet Φ , the coupling λ_S between the Standard Model Higgs doublet H and the new singlet S , the couplings λ_Φ , $\lambda_{\Phi'}$, and $\lambda_{\Phi''}$ between the Standard Model Higgs doublet H and the new doublet Φ , and the trilinear coupling T relating the Higgs doublet H , the new singlet S , and the new doublet Φ . Moreover, there are the mass terms M_S^2 and M_Φ^2 for the singlet and doublet, respectively.

The resulting physical scalar mass eigenstates will be discussed in Sec. 3.1.

2.2 The fermion sector

In addition to the Standard Model fermions, the model contains a Majorana singlet F and a Dirac doublet Ψ . The latter can be expressed as two Weyl components with opposite hypercharge,

$$\Psi_1 = \begin{pmatrix} \Psi_1^0 \\ \Psi_1^- \end{pmatrix}, \quad \Psi_2 = \begin{pmatrix} -(\Psi_2^-)^\dagger \\ (\Psi_2^0)^\dagger \end{pmatrix}. \quad (2.4)$$

The corresponding Lagrangian includes mass terms M_F and M_Ψ for the singlet and the doublets, respectively, and Yukawa couplings y_1 and y_2 inducing mixing between the singlet and one of the doublets,

$$\begin{aligned} -\mathcal{L}_{\text{fermion}} = & -\frac{i}{2} \left(\bar{\Psi}_1 \sigma^\mu D_\mu \Psi_1 + \bar{\Psi}_2 \sigma^\mu D_\mu \Psi_2 \right) \\ & + \frac{1}{2} M_F F^2 + M_\Psi \Psi_1 \Psi_2 + y_1 \Psi_1 H F + y_2 \bar{\Psi}_2 H \bar{F} + \text{h.c.} \end{aligned} \quad (2.5)$$

The physical mass eigenstates are three neutral fermions, potentially a superposition of singlet and doublet, as well as one charged fermion. The fermionic mass spectrum will be discussed in more detail in Sec. 3.2.

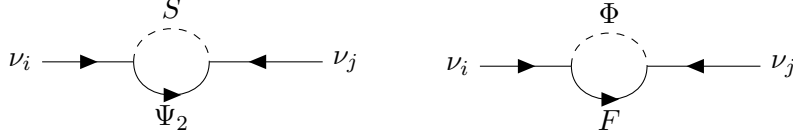


Figure 1: Feynman diagrams associated to the generation of neutrino masses at the one-loop level in the model T1-2A in the interaction eigenbasis.

2.3 Interaction terms and neutrino masses

The Lagrangian of the model is completed by interaction terms that relate the scalar and fermion sectors to the Standard Model leptons. They are given by

$$-\mathcal{L}_{\text{interaction}} = g_{\Psi}^i \Psi_2 L_i S + g_F^i \Phi L_i F + g_R^i E_i^c \Phi^\dagger \Psi_1, \quad (2.6)$$

where L_i ($i = e, \mu, \tau$) denotes the three generations of lepton doublets in the Standard Model, and E_i the singlets of right-handed charged leptons. The presence of the first two terms of Eq. (2.6) allows the radiative generation of neutrino masses, and constitutes an important feature of the model T1-2A with respect to the extensions of the Standard Model by only scalars [18–21, 26–29], only fermions [18, 19, 22–24], or models with only fermionic and scalar singlets [30]. The corresponding Feynman diagrams in the interaction basis are shown in Fig. 1.

For practical reasons, we regroup the couplings appearing in the first two terms of Eq. (2.6) into the matrix

$$\mathcal{G} = \begin{pmatrix} g_{\Psi}^e & g_{\Psi}^{\mu} & g_{\Psi}^{\tau} \\ g_F^e & g_F^{\mu} & g_F^{\tau} \end{pmatrix} \quad (2.7)$$

Note that the last term of Eq. (2.6) involving the couplings g_R^i does not contribute to neutrino masses, but may have implications in other sectors, in particular in lepton-flavour violating and dark-matter related processes.

3 Physical mass spectrum

Having discussed the Lagrangian parameters in the previous Section, we will now focus on the resulting physical mass spectrum. We will in particular discuss the impact of next-to-leading order (NLO) corrections to the physical masses of scalars and fermions. We will also present the different candidates for cold dark matter within the model T1-2A.

3.1 Scalar masses

After electroweak symmetry breaking, the neutral scalar states S and ϕ^0 mix, giving rise to two CP -even neutral mass eigenstates, which we will denote as ϕ_1^0 and ϕ_2^0 . At the tree-level, in the basis $\{S, \phi^0\}$ the corresponding mass matrix is given by

$$\mathcal{M}_{\phi}^2 = \begin{pmatrix} M_S^2 + \frac{1}{2}v^2\lambda_S & vT \\ vT & M_{\Phi}^2 + \frac{1}{2}v^2\lambda_L \end{pmatrix}, \quad (3.1)$$

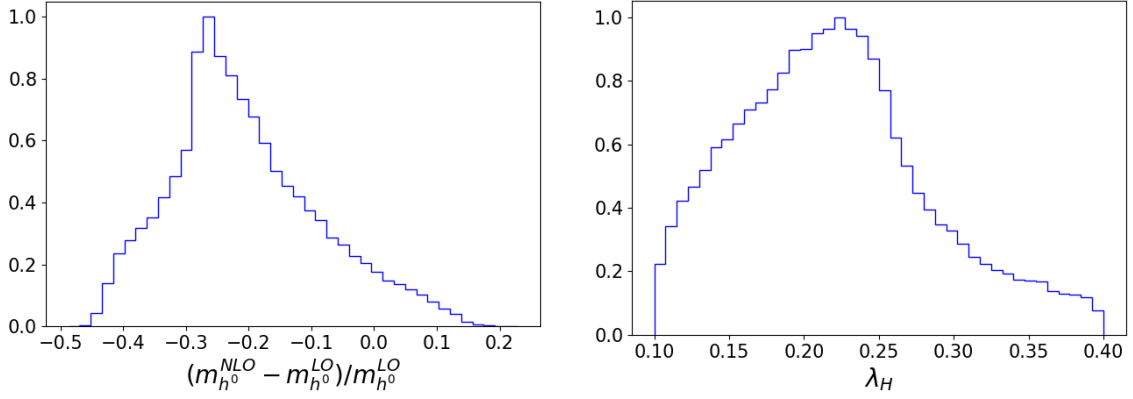


Figure 2: Left: Histogram showing the relative impact of the higher-order corrections to the Higgs-boson mass. Right: Resulting distribution of the tree-level parameter λ_H when imposing the measured Higgs-boson mass. Both distributions are based on a sample of about 80.000 phenomenologically viable parameter points.

where $\lambda_L = \lambda_\Phi + \lambda'_\Phi + \lambda''_\Phi$. Diagonalization according to

$$(\phi_1^0, \phi_2^0) = U_\phi (S, \phi^0) \quad (3.2)$$

leads to the mass eigenvalues

$$m_{\phi_{1,2}^0}^2 = \frac{1}{2} \left[M_S^2 + M_\Phi^2 + \frac{1}{2} v^2 (\lambda_S + \lambda_L) \mp \sqrt{\left[M_S^2 - M_\Phi^2 + \frac{1}{2} v^2 (\lambda_S - \lambda_L) \right]^2 + 4 v^2 T^2} \right], \quad (3.3)$$

defined such that $m_{\phi_1^0} < m_{\phi_2^0}$. Finally, the masses of the CP -odd and charged scalars are, at the tree-level, given by

$$m_{A^0}^2 = M_\Phi^2 + \frac{1}{2} v^2 [\lambda_\Phi + \lambda'_\Phi - \lambda''_\Phi] \quad \text{and} \quad m_{\phi^\pm}^2 = M_\Phi^2 + \frac{1}{2} v^2 \lambda_\Phi. \quad (3.4)$$

In our analysis, we will make use of the numerical spectrum calculator **SPheno** (version 4.0.4) [31, 32] to compute the mass spectrum including radiative corrections at the one-loop level. To this end, we have implemented the T1-2A model under consideration into the **Mathematica** package **SARAH** [33–36] allowing to generate the numerical modules for **SPheno**. In the following, we will discuss the impact of radiative corrections on the scalar mass spectrum.

The mass of the Standard Model Higgs boson h^0 is mainly governed by the parameter λ_H (see Eq. (2.3)), while the remaining parameters of the scalar sector enter only through the one-loop corrections. In the left part of Fig. 2 we show the distribution of the relative correction to the tree-level mass, obtained for a sample of about 80.000 phenomenologically viable parameter configurations. Our exact setup will be detailed in Sec. 4. As can be seen, the corrections to the Higgs mass may be sizeable, reaching about 45% in extreme cases. Consequently, the viable interval for the parameter λ_H is widened with respect to the pure

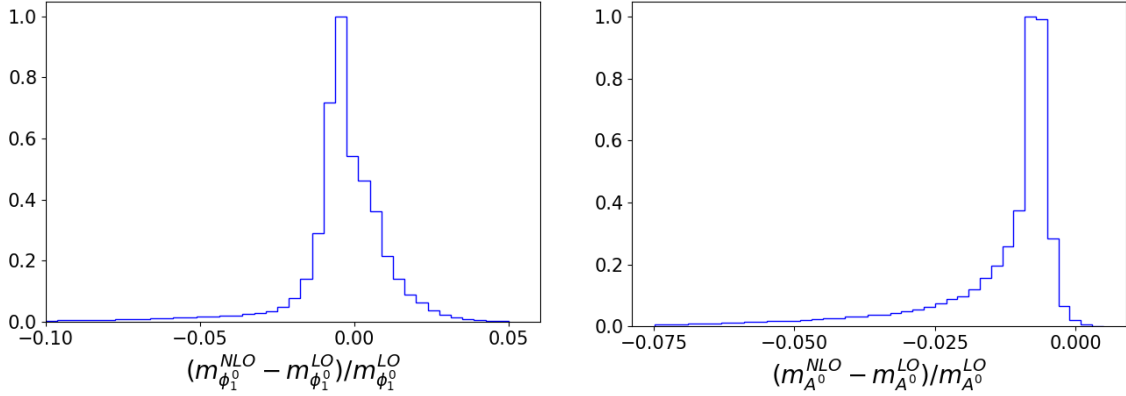


Figure 3: Histograms showing the relative impact of the higher-order corrections for the lighter scalar ($m_{\phi_1^0}$, left) and the pseudo-scalar (m_{A^0} , right) obtained for the same parameter sample as in Fig. 2.

tree-level case, where $\lambda_H \approx 0.13$. The resulting distribution for λ_H is shown on the right part of Fig. 2 justifying the interval $\lambda_H \in [0.1; 0.4]$ for the following study.

Coming to the additional scalar states, Fig. 3 shows distribution of the correction to the lighter scalar and the pseudo-scalar masses, obtained for the same parameter space sample. Again, different corrections arise from the different values of scalar and fermion parameters. They can either increase or decrease the mass, however to a much lesser extend than for the Higgs-boson discussed above. Here, typical corrections are of the order of a few GeV in most cases, corresponding to a relative correction of up to about 3%. The corrections are of the same order for the heavier scalar ϕ_2^0 .

Overall, the corrections in this sector are similar to those in two-Higgs doublet models, such as the Inert Doublet Model [26–29], the additional singlet state does not affect the corrections in a significant way.

3.2 Fermion masses

In the fermion sector, the singlet F will mix with the neutral doublet components Ψ_1 and Ψ_2 . At the tree-level, in the basis $\{F, \Psi_1^0, \Psi_2^{0\dagger}\}$, the corresponding mass matrix is given by

$$\mathcal{M}_{\chi^0} = \begin{pmatrix} M_F & \frac{v}{\sqrt{2}}y_1 & \frac{v}{\sqrt{2}}y_2 \\ \frac{v}{\sqrt{2}}y_1 & 0 & M_\Psi \\ \frac{v}{\sqrt{2}}y_2 & M_\Psi & 0 \end{pmatrix} = \begin{pmatrix} M_F & \frac{vy}{\sqrt{2}}\cos\theta & \frac{vy}{\sqrt{2}}\sin\theta \\ \frac{vy}{\sqrt{2}}\cos\theta & 0 & M_\Psi \\ \frac{vy}{\sqrt{2}}\sin\theta & M_\Psi & 0 \end{pmatrix}. \quad (3.5)$$

The resulting physical mass eigenstates are denoted χ_1^0 , χ_2^0 , and χ_3^0 . The associated mixing matrix is defined according to

$$(\chi_1^0, \chi_2^0, \chi_3^0) = U_\chi (F, \Psi_1^0, \Psi_2^0), \quad (3.6)$$

ordered by definition such that $m_{\chi_1^0} < m_{\chi_2^0} < m_{\chi_3^0}$.

As for the scalar masses, we analyse the impact of the one-loop corrections included in **SPheno** by comparing to the tree-level results for the fermion masses. We show the example

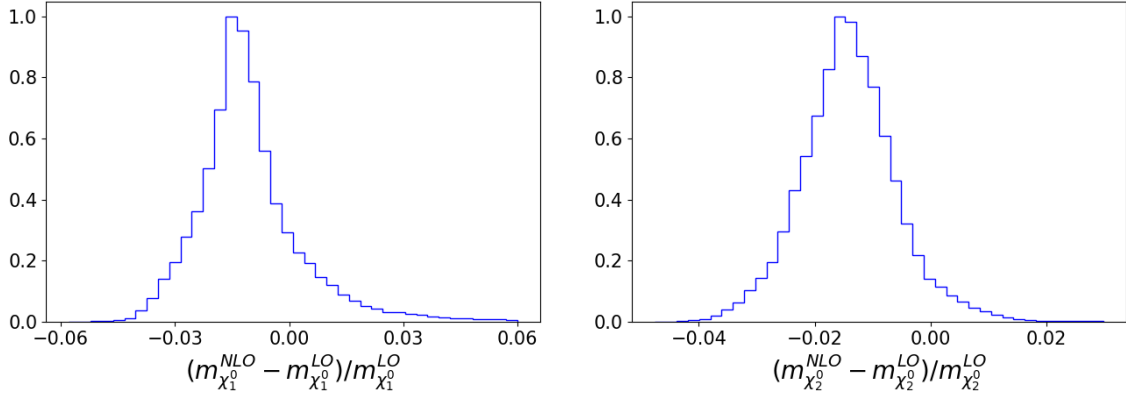


Figure 4: Histogram showing the relative impact of the higher-order corrections for the lightest ($m_{\chi_1^0}$, left) and the second-lightest ($m_{\chi_2^0}$, right) fermions obtained for the same parameter sample as in Fig. 2.

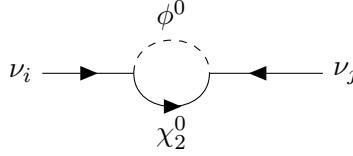


Figure 5: Feynman diagram associated to the generation of neutrino masses at the one-loop level in the mass eigenbasis. Here, the neutrino indices i, j run over e, μ, τ , the scalar ϕ_n^0 can be CP -even (ϕ_1^0, ϕ_2^0) or CP -odd (A^0), and the fermionic states include χ_1^0, χ_2^0 , and χ_3^0 .

of the lightest and the second-lightest fermion state in Fig. 4. Typically, the correction to the lighter mass is of the same order as for the new scalars discussed above, the corrections not exceeding about 2% for a large majority of points. The correction received by the second-lightest state is slightly less important. The impact on the heaviest fermion mass (not shown in Fig. 4) is similar to the one on the second state.

3.3 Neutrino masses

After electroweak symmetry breaking, the neutrino masses receive contributions from the three neutral Majorana fermions χ_1^0, χ_2^0 , and χ_3^0 together with the neutral scalars ϕ_1^0, ϕ_2^0 , and A^0 . The neutrino masses are radiatively generated via the diagrams shown in Fig. 5 involving the couplings g_F and g_Ψ . The resulting neutrino mass matrix can be expressed as

$$\mathcal{M}_\nu = \mathcal{G}^t M_L \mathcal{G}, \quad (3.7)$$

where the couplings \mathcal{G} are separated from the loop functions contained in the matrix M_L . The latter depends only on the parameters of the scalar and fermion sectors. Due to the precise field content of the present model, there are only two independent contributions to the neutrino mass. Consequently, the matrix M_L is of order 2×2 meaning that the present

Parameter	Interval	Parameter	Interval
Δm_{12}^2	$[7.0; 7.84] \cdot 10^{-23}$	θ_{12}	$[31.90; 34.98]$
m_{ν_2}	$[8.367; 8.854] \cdot 10^{-12}$	θ_{13}	$[8.33; 8.81]$
Δm_{13}^2	$[2.47; 2.57] \cdot 10^{-21}$	θ_{23}	$[46.8; 51.6]$
m_{ν_3}	$[4.96; 5.07] \cdot 10^{-11}$	δ_{CP}	$[143; 251]$

Table 2: Intervals at the 2σ confidence level for the neutrino masses and mixing parameters extracted from global fits of experimental neutrino data [41]. The neutrino masses are given in GeV, the angles and phases entering the PMNS matrix are given in degrees.

framework can only provide two non-zero neutrino masses. Detailed expressions for the elements of M_L are given in App. A.

The neutrino mass eigenvalues are obtained by diagonalizing the mass matrix \mathcal{M}_ν such that the physical mass eigenstates are given by

$$(\nu_1, \nu_2, \nu_3) = U_\nu (\nu_e, \nu_\mu, \nu_\tau) , \quad (3.8)$$

again ordered such that $m_{\nu_1} \equiv 0 < m_{\nu_2} < m_{\nu_3}$.

In the basis where the charged lepton Yukawa matrix is diagonal, the mixing matrix U_ν in Eq. (3.8) is identified with the Pontecorvo-Maki-Nakagawa-Sakata (PMNS) matrix [37, 38]. The latter can be expressed as the product

$$U_{\text{PMNS}} = \begin{pmatrix} 1 & 0 & 0 \\ 0 & c_{23} & s_{23} \\ 0 & -s_{23} & c_{23} \end{pmatrix} \begin{pmatrix} c_{13} & 0 & s_{13}e^{-i\delta_{\text{CP}}} \\ 0 & 1 & 0 \\ -s_{13}e^{i\delta_{\text{CP}}} & 0 & c_{13} \end{pmatrix} \begin{pmatrix} c_{12} & s_{12} & 0 \\ -s_{12} & c_{12} & 0 \\ 0 & 0 & 1 \end{pmatrix} \begin{pmatrix} 1 & 0 & 0 \\ 0 & e^{i\alpha_1} & 0 \\ 0 & 0 & e^{i\alpha_2} \end{pmatrix} , \quad (3.9)$$

where θ_{12} , θ_{13} , and θ_{23} are the three neutrino mixing angles, δ_{CP} is the CP -violating Dirac phase, and $\alpha_{1,2}$ are two CP -violating Majorana phases. Experimental data, mainly from neutrino oscillation measurements, gives access to the differences of the neutrino masses squared as well as to the mixing angles and the Dirac phase [39–41]. The extracted mass squared differences directly translate into intervals for the two remaining masses as given in Tab. 2. We also show the intervals for the mixing angles and the Dirac phase. Note that the Majorana phases remain unconstrained by present data.

Following the Casas-Ibarra parametrization [42], the couplings g_F and g_Ψ , which are responsible for the generation of the neutrino masses, are related to the parameters entering Eq. (3.8) through

$$\mathcal{G} = U_L D_L^{-1/2} R D_\nu^{1/2} U_{\text{PMNS}}^* . \quad (3.10)$$

Here, D_ν is a diagonal matrix containing the neutrino mass eigenvalues and U_{PMNS} is the PMNS matrix. The matrix D_L contains the eigenvalues of the matrix M_L and U_L is the associated rotation matrix. D_L and U_L only depend on the parameters related to the scalar and fermion sectors. A detailed discussion of the neutrino mass matrix and the Casas-Ibarra parametrization in the model under consideration is given in Apps. A and B.

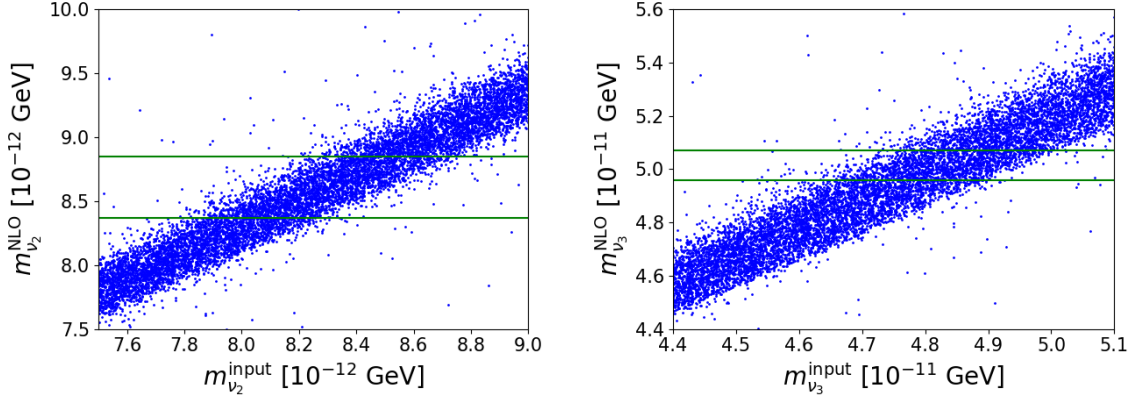


Figure 6: Impact of one-loop corrections to scalar and fermion masses on the neutrino masses. We show the leading order (input) neutrino mass entering the Casas-Ibarra prescription against the mass obtained from **SPheno** when taking into account one-loop corrections to the scalar and fermion masses as discussed in Secs. 3.1 and 3.2.

It is important to note that Eq. (3.10) is based on tree-level relations. In particular, the diagonalization of the scalar and fermion sectors entering the matrices D_L and U_L is done at the tree-level at this stage. Consequently, the neutrino masses will be affected when computing the scalar and fermion masses including one-loop corrections as it is done in our analysis using **SPheno** instead of relying on tree-level relations as it is the case in Eq. (3.10).

The impact of the one-loop corrections to the scalar and fermion masses on the neutrino mass calculation is illustrated in Fig. 6. As can be seen, the impact is such that it shifts the neutrino masses towards higher values. Consequently, in the following study, we will choose the input neutrino mass values in a slightly shifted interval such that the resulting masses fall within the experimentally allowed ranges given in Tab. 2.

4 Constraints and computational setup

In order to efficiently explore the parameter space of the model, we employ a Markov Chain Monte Carlo [43] scanning technique based on the Metropolis-Hastings algorithm [44, 45]. In an iterative procedure, the parameter space exploration is conditioned by a large number of (mostly experimental) constraints, implemented through the computation of the likelihood associated to a chosen parameter set. In the following, we detail the computational details, the corresponding input parameters, as well as the imposed constraints.

4.1 Input parameters

The model under consideration is determined by the parameters presented in Sec. 2 and summarized in Table 3. Note that the parameter λ_H , although related to the Standard Model Higgs doublet and the experimentally known mass of the Higgs boson, is varied since one-loop contributions including the scalar additional fields may alter the prediction of the Higgs mass (see Sec. 3.1). Let us recall that the couplings g_F and g_Ψ related to the

Parameter	Interval	Parameter	Interval
λ_H	$[0.1; 0.4]$	M_F, M_Ψ	$[700; 2000]$
M_S^2, M_Φ^2	$[0.5 \cdot 10^6; 4 \cdot 10^6]$	y_1, y_2	$[-1.2; 1.2]$
T	$[-1000; 1000]$	$g_R^i (i = e, \mu)$	$[-1.2; 1.2]$
$\lambda_\Phi, \lambda'_\Phi, \lambda''_\Phi$	$[-2; 2]$	g_R^τ	$[-2.0; 2.0]$
$\lambda_S, \lambda_{4S}, \lambda_{4\Phi}$	$[-2; 2]$	r	$[-1; 1]$

Table 3: Independent input parameters of our Markov Chain Monte Carlo scan. All dimensionful quantities are given in GeV.

neutrino masses are computed from experimental neutrino data (see Table 2) thanks to the Casas-Ibarra parametrization discussed in Sec. 3.3.

The intervals associated to each parameter have been determined using preliminary studies and are indicated in Tables 2 and 3. The Standard Model parameters are fixed to $m_{\text{top}}^{\text{pole}} = 173.5$ GeV, $m_b(m_b) = 4.18$ GeV, $m_\tau = 1.77669$ GeV, $1/\alpha_{\text{EW}} = 127.9320$, $G_F = 1.166370 \cdot 10^{-5}$ GeV⁻², $\alpha_s(m_Z) = 0.1187$, $m_Z = 91.1887$ GeV [46].

4.2 Constraints and likelihood

As a first constraint, we require a phenomenologically viable mass spectrum, i.e. no tachyonic states, and the lightest \mathbb{Z}_2 -odd particle to be electrically neutral, such that it provides a viable dark matter candidate. Recall that the viable dark matter candidates within the model under consideration are χ_1^0 , ϕ_1^0 , and A^0 .

We then impose a number of constraints related to low-energy, flavour violating, and CP -violating observables. In particular, we impose experimental constraints from lepton-flavour violating processes such as $\ell_i \rightarrow \ell_j \gamma$ and $\ell_i \rightarrow \ell_j \ell_j \ell_k$ ($i, j, k = e, \mu, \tau$), muon-electron conversion rates in specific nuclei, and flavour-violating decays of the Z -boson. Moreover, we require the dark matter candidate to meet the relic density determined by the **Planck** mission [47], allowing for a 2% theoretical uncertainty in addition to the experimental error, and the direct detection cross-section not to exceed the limits published by the **XENON1T** experiment [48]. Finally, we require the Higgs-boson mass to match the experimental value determined from combined measurements of the **ATLAS** and **CMS** experiments [49] allowing for a 3 GeV uncertainty dominated by the theory error on the mass calculation.

For a given parameter set $\vec{\theta}_n$, the adequacy with respect to the imposed constraints is expressed in terms of the likelihood \mathcal{L}_n . Assuming a Gaussian likelihood of uncorrelated observables, the latter is computed as the product of individual likelihoods with respect to each of the imposed constraints,

$$\mathcal{L}_n \equiv \mathcal{L}(\vec{\theta}_n, \vec{O}) = \prod_i \mathcal{L}_i(\vec{\theta}_n, O_i). \quad (4.1)$$

Here, the index i runs over the various constraints, and \vec{O} is the set of the observables.

Observable	Constraint	Observable	Constraint
m_H	$125.1 \pm 3.0 \text{ GeV}$	$\text{BR}(Z^0 \rightarrow e^\pm \mu^\mp)$	$< 7.5 \cdot 10^{-7}$
$\Omega_{\text{CDM}} h^2$	0.1198 ± 0.0042	$\text{BR}(Z^0 \rightarrow e^\pm \tau^\mp)$	$< 9.8 \cdot 10^{-6}$
$\text{BR}(\mu^- \rightarrow e^- \gamma)$	$< 4.2 \cdot 10^{-13}$	$\text{BR}(Z^0 \rightarrow \mu^\pm \tau^\mp)$	$< 1.2 \cdot 10^{-5}$
$\text{BR}(\tau^- \rightarrow e^- \gamma)$	$< 3.3 \cdot 10^{-8}$	$\text{BR}(\tau^- \rightarrow e^- \pi^0)$	$< 8.0 \cdot 10^{-8}$
$\text{BR}(\tau^- \rightarrow \mu^- \gamma)$	$< 4.4 \cdot 10^{-8}$	$\text{BR}(\tau^- \rightarrow \mu^- \pi^0)$	$< 1.1 \cdot 10^{-7}$
$\text{BR}(\mu^- \rightarrow e^- e^+ e^-)$	$< 1.0 \cdot 10^{-12}$	$\text{BR}(\tau^- \rightarrow e^- \eta)$	$< 9.3 \cdot 10^{-8}$
$\text{BR}(\tau^- \rightarrow e^- e^+ e^-)$	$< 2.7 \cdot 10^{-8}$	$\text{BR}(\tau^- \rightarrow e^- \eta')$	$< 1.6 \cdot 10^{-7}$
$\text{BR}(\tau^- \rightarrow \mu^- \mu^+ \mu^-)$	$< 2.1 \cdot 10^{-8}$	$\text{BR}(\tau^- \rightarrow \mu^- \eta)$	$< 6.5 \cdot 10^{-8}$
$\text{BR}(\tau^- \rightarrow \mu^+ e^- e^-)$	$< 1.5 \cdot 10^{-8}$	$\text{BR}(\tau^- \rightarrow \mu^- \eta')$	$< 1.3 \cdot 10^{-7}$
$\text{BR}(\tau^- \rightarrow \mu^- e^+ e^-)$	$< 2.1 \cdot 10^{-8}$	$\text{CR}_{\mu \rightarrow e}(\text{Ti})$	$< 4.3 \cdot 10^{-12}$
$\text{BR}(\tau^- \rightarrow e^+ \mu^- \mu^-)$	$< 1.7 \cdot 10^{-8}$	$\text{CR}_{\mu \rightarrow e}(\text{Pb})$	$< 4.6 \cdot 10^{-11}$
$\text{BR}(\tau^- \rightarrow e^- \mu^+ \mu^-)$	$< 2.7 \cdot 10^{-8}$	$\text{CR}_{\mu \rightarrow e}(\text{Au})$	$< 7.0 \cdot 10^{-13}$

Table 4: Constraints stemming from Higgs mass measurement [49], dark matter relic density [50], as well as flavour and low-energy precision data [46]. In our setup, intervals given at the 1σ confidence level are implemented using a Gaussian function, while upper limits are given at the 90% confidence level and are implemented with a single-sided Gaussian allowing for a 10% uncertainty.

In case of a measured observable, such as the Higgs-boson mass, m_H , or the dark matter relic density, $\Omega_{\text{CDM}} h^2$, experimental intervals have been determined. Consequently, these constraints are implemented assuming a Gaussian profile with the given uncertainty σ_i . More precisely, the likelihood is computed as

$$\ln \mathcal{L}_i(\vec{\theta}_n, O_i) = \frac{O_i(\vec{\theta}_n) - O_i^{\text{exp}}}{2\sigma_i^2}, \quad (4.2)$$

where $O_i(\vec{\theta}_n)$ denotes the predicted value of a given observable, O_i^{exp} is the experimental mean value, and σ_i is the uncertainty associated to the observable O_i . Note that the latter may include experimental and theoretical uncertainties.

For the remaining constraints related to lepton-flavour violating processes as well as the dark matter direct detection, only upper limits have been derived by the various experiments. In practice, the corresponding likelihood computation is implemented as a step function, which is smeared as single-sided Gaussian with a width of 10% of the value of the upper limit. The likelihood is $\mathcal{L}_i(\vec{\theta}_n, O_i) \equiv 1$ if the predicted value is below the experimental limit. Otherwise, the likelihood is calculated according to Eq. (4.2) with O_i^{exp} being the upper limit and $\sigma_i = 0.1 \cdot O_i^{\text{exp}}$.

Concerning the neutrino sector, thanks to the Casas-Ibarra parametrization discussed in Sec. 4.1, by construction all our parameter points should fulfill the constraints stemming

from the neutrino sector. In practice, however, as the Casas-Ibarra procedure is implemented using the tree-level masses, while our final spectrum and neutrino mass calculation from **SPheno** contains one-loop corrections, slight changes in the neutrino masses and the elements of the PMNS matrix may appear. For each point, we check again the compliance of the neutrino sector output of **SPheno** against the experimental values given in Tab. 2.

Let us finally mention that we also impose the experimental constraints stemming from lepton electric dipole moments, namely $\text{EDM}_e < 1.1 \cdot 10^{-29}$ and $\text{EDM}_\mu < 1.9 \cdot 10^{-29}$ [46]. However, these observables have no constraining power in the T1-2A framework under consideration.

4.3 Metropolis-Hastings algorithm

This algorithm aims at randomly exploring the parameter space while increasing the likelihood \mathcal{L}_n in an iterative manner. Each Markov chain starts from a parameter point, which is randomly chosen within the intervals given in Tables 2 and 3 such that its likelihood is (numerically) different from zero. Then, in each iteration, random values for the parameters $\vec{\theta}$ are picked in the vicinity of the previous accepted parameter point. In our study, the new proposed parameter value is computed according to

$$\theta_i^{n+1} = \Pi \left\{ \theta_i^n, \kappa \left(\theta_i^{\max} - \theta_i^{\min} \right) \right\}, \quad (4.3)$$

where $\Pi \{a, b\}$ is a Gaussian distribution with mean value a and standard deviation b . The parameter κ parametrizes the allowed jump length between two iterations, its value is chosen empirically in order to maximize the efficiency of the algorithm. Note that in case that the calculated value exceeds the limits of the corresponding interval (see Tables 2 and 3), the point is rejected.

For each chosen parameter set, the likelihood \mathcal{L}^{n+1} is evaluated according to Eq. (4.1) and compared to the likelihood of the previous iteration \mathcal{L}^n . If $\mathcal{L}^{n+1} > \mathcal{L}^n$, the point is accepted and the chain will continue from this point. Otherwise, the new point is accepted with probability

$$p = \mathcal{L}^{n+1} / \mathcal{L}^n. \quad (4.4)$$

If the point is rejected, a new random point is chosen in the vicinity of point n . Within this framework, the algorithm can move across larger regions while still converging to highest likelihood places.

In typical chains, the likelihood value is supposed to grow significantly before converging towards a plateau near the global maximum. Because low-likelihood points generated before the convergence occurs are less relevant, we remove the first 50 points of the chain (burn-in length). This parameter is also set empirically by observing the likelihood curve across the chains.

In a high-dimensional parameter space (in the present case: 26 parameters), the quality of the exploration relies more on the total number of chains than the individual lengths of the chains themselves. Note that different starting points, chosen randomly, may lead to different likelihood maximums. For the following analysis, we have generated a total of 80.500 accepted parameter points stemming from 230 independent Markov chains.

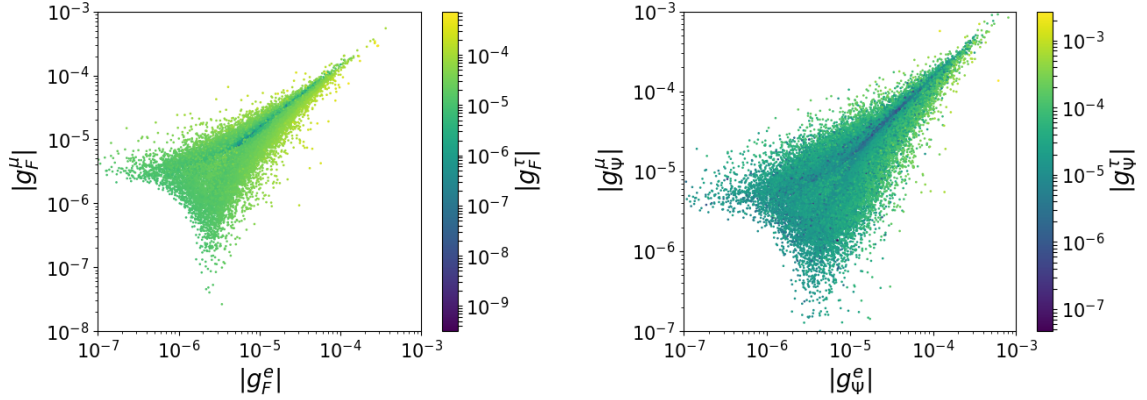


Figure 7: Distribution of the absolute values of the coupling parameters g_F^i and g_Ψ^i ($i = e, \mu, \tau$) obtained from the Markov Chain Monte Carlo analysis.

4.4 General computational setup

Starting from the input parameters given in the $\overline{\text{MS}}$ -scheme at the scale $Q = m_t^{\text{pole}}$, for each parameter point, we compute the physical mass spectrum at the one-loop level employing the numerical program `SPheno` 4.0.4 [31, 32], where we have implemented the model T1-2A making use of the `Mathematica` package `SARAH` 4.3.14 [33–36]. This setup is also used to compute the observables related to lepton-flavour violation and low-energy measurements, which will be detailed in Sec. 4.2. The dark matter relic density and the direct detection cross-sections are numerically evaluated using `micrOMEGAs` 5.0.8 [51–56], where again the corresponding `CalcHEP` [57] model files have been generated using `SARAH`. The parameter values are communicated between the two codes using the `SLHA` file format [58, 59].

5 Results

In this Section, we will present the main results from our Markov Chain Monte Carlo studies presented in Sec. 4. After a discussion of the couplings and the constraints from the lepton and neutrino sectors, we will in particular focus on the resulting dark matter phenomenology.

5.1 Couplings, neutrino masses, and lepton flavour violation

The couplings g_F and g_Ψ are strongly related to the measured neutrino masses and mixing parameters through Eq. (3.10). The obtained distributions of the absolute values are shown in Fig. 7. As can be seen, the couplings are constrained to be rather small and cannot exceed about 10^{-3} . Consequently, the couplings g_F and g_Ψ cannot be expected to contribute significantly to lepton-flavour violating processes such as $\mu \rightarrow e\gamma$ and other decays. In other words, the lepton-flavour violating processes have almost no impact on the viable values of the couplings g_F and g_Ψ .

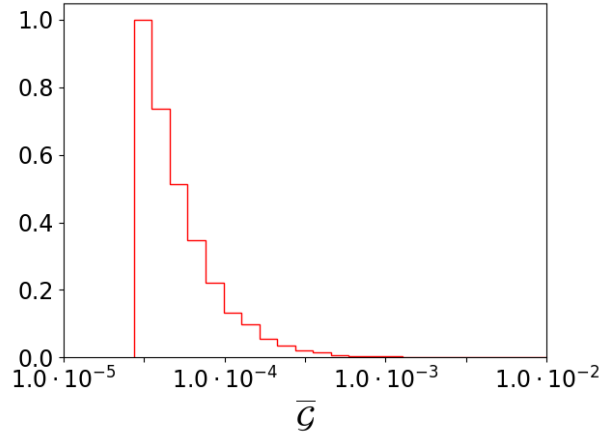


Figure 8: Distribution of the geometric mean value $\bar{\mathcal{G}}$ of the coupling elements defined in Eq. (5.1).

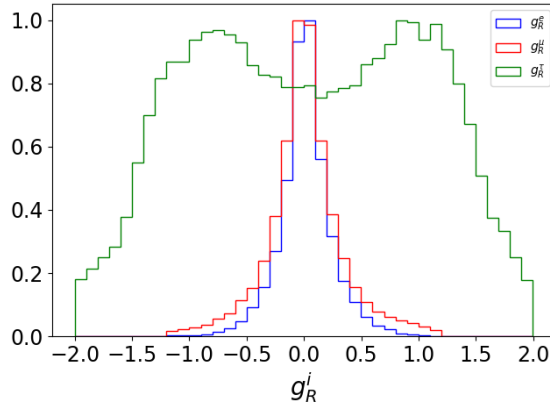


Figure 9: Distributions of the couplings g_R^i ($i = e, \mu, \tau$) obtained from the Markov Chain Monte Carlo analysis.

As complementary information, we compute the geometrical mean value of the elements of the matrix \mathcal{G} (regrouping the couplings g_F and g_Ψ , see Eq. (2.7)),

$$\bar{\mathcal{G}} = (g_F^e g_F^\mu g_F^\tau g_\Psi^e g_\Psi^\mu g_\Psi^\tau)^{1/6}. \quad (5.1)$$

The numerical values of this parameter are shown in Fig. 8. We see that the geometrical mean value of the couplings is relatively stable peaking around $\bar{\mathcal{G}} \approx 3.2 \cdot 10^{-5}$. This value represents the typical order of magnitude needed to meet the experimental constraints from the neutrino sector. If one entry of the matrix \mathcal{G} is numerically larger (smaller), it has to be compensated by other elements which are then smaller (larger). Note that the width of the shown distribution is caused by the fact that we vary the parameters of the scalar and fermion sectors appearing in the matrix M_L of Eq. (3.10).

Let us now discuss the coupling g_R , which is not related to the neutrino sector, but constrained from lepton flavour data. Fig. 9 shows the distributions that we obtain for the three individual couplings after imposing the constraints in our Markov Chain Monte Carlo

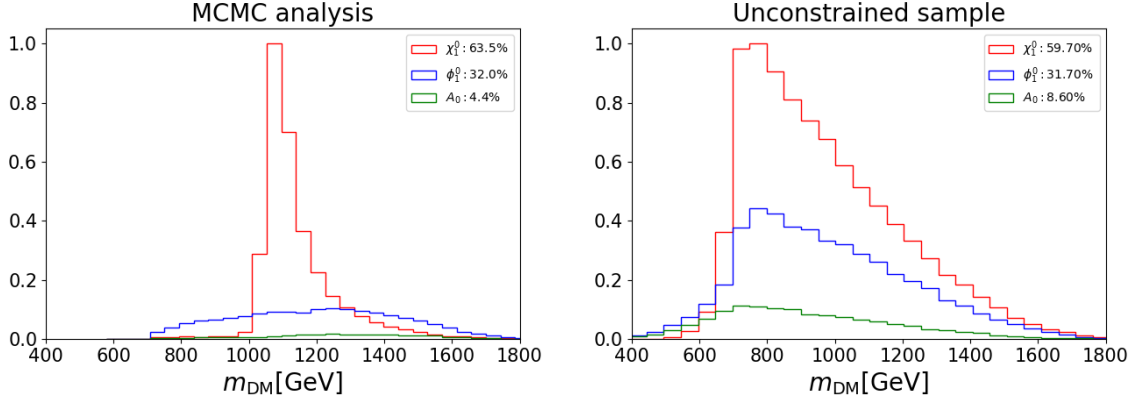


Figure 10: Distribution of the dark matter mass obtained from the Markov Chain Monte Carlo study imposing the constraints of Tab. 4 (left) and for a random scan using the same parameter intervals but without imposing the constraints (right). The three histograms show the distribution for the three possible dark matter candidates (χ_1^0 , ϕ_1^0 , A^0). The percentages in the legend correspond to the relative occurrence of each dark matter candidate.

study. The numerical values of g_R^e and g_R^μ are bound to a moderately large interval due to the high experimental precision in the searches for μ - e transitions. Searches involving tau leptons do not meet this level of precision (see Table 4) and, consequently, the corresponding coupling parameter g_R^τ is less constrained, allowing values of up to $|g_R^\tau| \lesssim 2.0$. The localized peaks around $|g_R^\tau| \sim 1.0$ is explained by the interplay of the relic density constraint and the flavour-violating tau decays. The latter forbid too high values of $|g_R^\tau|$, while non-zero couplings increase the relative contribution of dark matter (co-)annihilation into tau final states (see Sec. 5.2).

5.2 Dark matter mass and nature

Coming to the second motivation of the present model after providing neutrino masses, we will now discuss the dark matter phenomenology of the framework after including all constraints discussed in Sec. 4.2. Recall that the present model includes three viable dark matter candidates, the lightest neutral fermion χ_1^0 , the lightest neutral scalar ϕ_1^0 , and the pseudo-scalar A^0 .

We start by investigating the mass interval that can be expected for the dark matter particle. In Fig. 10 we show the obtained distribution of the dark matter mass together with its respective nature. Moreover, we compare the situation after imposing the constraints of Table 4, i.e. the viable parameter points obtained from the Markov Chain Monte Carlo (MCMC) analysis, to the situation without imposing these constraints, obtained from a pure random scan with the only requirement that the dark matter particle is electrically neutral.

First, we observe that the model intrinsically prefers fermionic dark matter over scalar or pseudo-scalar dark matter. Already in the case without imposing constraints, the former accounts for about 60% of the accepted parameter points. Imposing the experimental

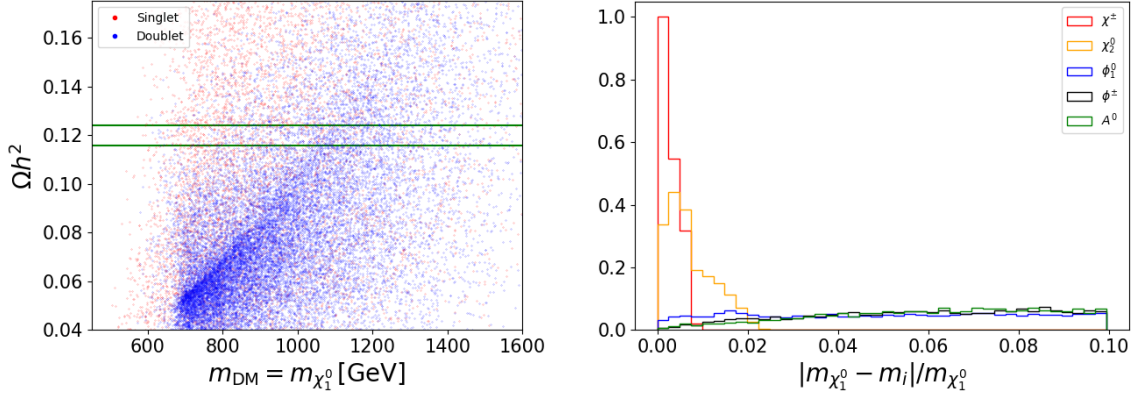


Figure 11: Left: Correlation of the fermion dark matter relic density and the fermion dark matter mass obtained from a random scan without imposing the experimental constraints of Tab. 4. Blue points correspond to doublet-dominated fermions, while red points indicate singlet-dominated configurations. The horizontal lines are the Planck limits for the relic density. Right: Mass difference between the heavier neutral fermion, charged fermion, the lightest scalar, charged scalar, and the pseudo-scalar with respect to the lightest fermion mass for the case where the lightest fermion is the dark matter candidate using the MCMC sample.

constraints, this percentage is slightly increased to about 64%. At the same time, the percentage of pseudo-scalar dark matter decreases, mainly due to the dark matter direct detection constraint, which will be discussed in more detail in Sec. 5.3.

Second, after imposing the constraints, the mass distribution associated to fermionic dark matter displays a rather sharp shape peaking at $m_{\chi_1^0} \sim 1.1$ TeV. In contrast, the scalar and pseudo-scalar dark matter feature much wider distributions reaching from about 700 GeV to about 1700 GeV. The case of scalar dark matter has been discussed in detail in Ref. [25].

The striking behaviour in the fermionic case can be traced to requiring the predicted relic density to meet the Planck limit of $\Omega_{\text{CDM}} h^2 \approx 0.12$ (see Table 4). In order to understand the exact mechanism, we show in Fig. 11 the predicted relic density projected on the lightest fermion mass together with information about the singlet-doublet composition of the lightest fermion. The singlet-dominated (doublet-dominated) parameter points have a singlet component of more than 90% (less than 10%). In total, about one third of the points is singlet-dominated, while about two thirds are doublet-dominated. Moreover, we show in Fig. 11 the relative mass differences between the lightest fermion and the remaining \mathbb{Z}_2 -odd particles, which are potential co-annihilation partners.

In the left part of Fig. 11 it can be seen that the parameter configurations are about uniformly distributed in the case of singlet-like dark matter. In this case, pair-annihilations of the lightest fermion are dominant, while co-annihilations with the other particles can occur depending on the exact mass configurations of the individual parameter points.

The situation is different for the case of doublet-dominated fermionic dark matter

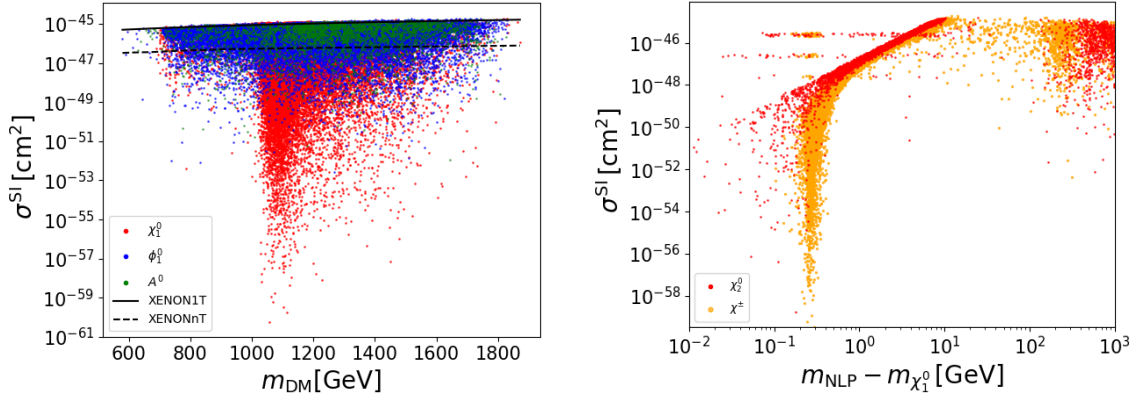


Figure 12: Left: Spin-independent dark matter direct detection cross-section as a function of the dark matter mass. The colours correspond to the different natures of the dark matter. Right: Spin-independent dark matter direct detection cross-section versus the mass difference between the dark matter and the next-to-lightest particle (NLP) for the case of fermionic dark matter. The colours correspond to the different natures of the next-to-lightest particle.

candidates. As can be seen in the left panel of Fig. 11, the corresponding parameter configurations are grouped in a rather specific region of the $\Omega_{\chi_1^0} h^2 - m_{\chi_1^0}$ plane. This is explained by the fact that in the doublet case, the physical masses of the lightest, the second-lightest, and the charged fermions are very close. This manifests in the right panel of Fig. 11 as the pronounced peak for precisely these states, meaning that indeed $m_{\chi_1^0} \approx m_{\chi_2^0} \approx m_{\chi^\pm}$. Consequently, co-annihilations between these states are dominant, and the relic density depends essentially on the overall mass scale. This explains the highly densely populated region of doublet-dominated points visible in Fig. 11. As can be seen, following this region towards higher masses, the experimentally observed relic density is achieved for masses of about 1.0 – 1.2 TeV, corresponding to the peak observed in the mass distribution shown in Fig. 10. In this situation, the fermionic dark matter mainly (co-)annihilates into tau leptons and quarks, while in specific configurations also W - and Z -boson may occur in the final state.

5.3 Dark matter direct detection

Let us finally comment on the dark matter direct detection and its implications on the model parameter space. We show in the left part of Fig. 12 the spin-independent scattering cross-section of a dark matter particle off a nucleon as a function of the dark matter mass for each valid parameter point of our Markov Chain Monte Carlo analysis. Points not satisfying the current limits from the XENON1T experiment [60] are not shown.

This limit excludes a large part of pseudo-scalar dark matter, the remaining valid configurations being situated relatively close to the exclusion limit. A large majority of these points lie within the reach of the XENONnT experiment [48], meaning that the latter will be able to exclude pseudo-scalar, and thus doublet-dominated scalar dark matter, in a near

Parameter	Interval	Parameter	Interval
λ_H	$[0.1; 0.3]$	M_S^2	$[0.5; 4.0] \cdot 10^6$
T	$[-500; 500]$	M_Φ^2	$[1.5; 4.0] \cdot 10^6$
λ_S	$[-1.0; 1.0]$	M_F	$[1300; 2000]$
λ_Φ	$[-1.25; 0.75]$	M_Ψ	$[1000; 1300]$
λ'_Φ	$[-1.50; 1.00]$	y_1, y_2	$[-0.75; 0.75]$
λ''_Φ	$[-1.75; 1.50]$	g_R^e, g_R^μ	$[-0.25; 0.25]$
$\lambda_{4S}, \lambda_{4\Phi}$	$[-2.0; 2.0]$	g_R^τ	$[-1.5; 1.5]$

Table 5: Intervals for the model parameters which can be expected to lead to viable parameter configurations obtained from the Markov Chain Monte Carlo analysis. All dimensionful parameters are given in GeV. Approximate viable intervals for the coupling parameters g_F^i and g_Ψ^i ($i = e, \mu, \tau$) can be extracted from Fig. 7.

future. The scalar dark matter configurations allowing smaller scattering cross-sections are mainly singlet-dominated. This corresponds to the case discussed in Ref. [25].

Coming to fermionic dark matter, as discussed in Sec. 5.2, the region that is most densely populated corresponds to the case of doublet-dominated dark matter. This scenario can feature rather small scattering cross-sections, which are well below the reach of future experiments. It is to be noted that the cross-section is correlated with the mass difference of the dark matter fermion and the next-to-lightest particle, as can be seen in the right part of Fig. 12. More precisely, the points that are expected to evade the XENONnT projected limits feature very small mass splittings within the fermionic doublet.

Consequently, it will be interesting to investigate further the associated phenomenology, e.g., concerning collider searches or related signatures. The case of singlet-dominated fermion dark matter can be excluded more easily.

Note that we have also included the limits from spin-independent direct dark matter searches leading to similar conclusions as the spin-dependent analysis presented above.

6 Summary and collider perspectives

In summary, the experimental constraints listed in Table 4 leave important room for viable parameter points within the scotogenic T1-2A framework. As a general result of our Markov Chain Monte Carlo study, we present in Table 5 the parameter ranges which can be expected to lead to viable parameter configurations. Note that most intervals given in Table 5 are restricted with respect to the input intervals given in Table 3 due to the imposed constraints.

It is also to be noted that, due to possible interferences between different parameters, not all configurations in the direct product of the given intervals will lead to phenomenologically viable parameter sets. We therefore recommend to use the values in Table 5 as a guideline, but check individual parameter configurations in view of the numerous constraints that apply to this kind of model. In the case where the couplings g_F and g_Ψ are

	Doublet fermion		Singlet fermion	Doublet scalar	Singlet scalar
	(I)	(II)			
$m_{\chi_1^0}$	1080.8	1084.1	1253.7	1712.7	1315.0
$m_{\chi_2^0}$	1087.1	1084.5	1807.0	1832.0	1337.9
$m_{\chi_3^0}$	1954.3	1868.5	1813.0	2061.2	1953.8
m_{χ^\pm}	1083.3	1084.4	1799.6	1830.8	1338.1
$m_{\phi_1^0}$	1712.9	1822.0	1345.8	1193.7	940.3
$m_{\phi_2^0}$	1898.9	1880.8	1966.2	1696.4	1827.6
m_{A^0}	1702.6	1856.8	1305.0	1200.0	1820.9
m_{ϕ^\pm}	1707.2	1861.8	1318.1	1198.7	1823.8

Table 6: Typical phenomenologically viable mass configurations in the T1-2A scotogenic model resulting from our Markov Chain Monte Carlo analysis. We indicate the physical masses of the new fermions and scalars for the five chosen dark matter configurations. All masses are given in GeV.

chosen as free input parameters, the constraints from the neutrino sector are to be verified in addition. Let us recall that in our study the couplings computed from the Casas-Ibarra parametrization fulfill these constraints by construction (see Sec. 3.3).

The model under consideration includes for possible scenarios concerning the dark matter candidate. The lightest \mathbb{Z}_2 -odd particle can be either a scalar or a fermion, and in both cases it can be singlet- or doublet-dominated. In Table 6, we indicate reference scenarios for each case, chosen among those presenting the highest likelihood values from our Markov Chain Monte Carlo analysis and having a rather typical mass configuration for the given scenario type. In the following, giving special focus to the case of doublet-like fermion dark matter, we briefly discuss the typical mass configurations together with the associated expected collider phenomenology. A detailed study of the related signatures is, however, beyond the scope of this work.

The complete mass spectra in SLHA 2 format [59] including the corresponding input parameters as well as the complete decay information can be found as ancillary files associated to the arXiv submission of the present publication.

6.1 Doublet fermion dark matter

As already discussed in Sec. 5, this case represents the majority of viable parameter points in the model under consideration, and also the majority of the parameter sets presenting the highest global likelihood values. Due to a common relatively small mass parameter M_Ψ , the second-lightest neutral fermion as well as the charged fermion are very close in mass to the lightest fermionic state, which is the dark matter candidate. The latter typically has a mass of about $m_{\chi_1^0} \sim 1050 - 1150$ GeV with mass differences around $(m_{\chi_2^0} - m_{\chi_1^0}) \sim (m_{\chi^\pm} - m_{\chi_1^0}) \sim 0.1 - 10$ GeV (see Fig. 12).

At the Large Hadron Collider (LHC), the production of χ_2^0 and χ^\pm may proceed through s -channel vector or Higgs-boson exchange. The associated cross-sections are ex-

pected to be similar to those for neutralinos and charginos in the Minimal Supersymmetric Standard Model (MSSM).

Due to the very small mass gaps, only three-body decays are possible in this specific configuration. We expect the two particles to decay mainly into quark-antiquark pairs and missing energy, while decays into lepton or neutrino pairs and missing energy are expected to be less prominent. Note that that smaller mass gaps generally allow for smaller dark matter direct detection cross-sections.

For the example scenario (I) given in Table 6 the second-lightest fermion mainly decays according to

$$\begin{aligned}\text{BR}(\chi_2^0 \rightarrow \chi_1^0 d \bar{d}) &\approx 0.20, \\ \text{BR}(\chi_2^0 \rightarrow \chi_1^0 s \bar{s}) &\approx 0.20, \\ \text{BR}(\chi_2^0 \rightarrow \chi_1^0 u \bar{u}) &\approx 0.16, \\ \text{BR}(\chi_2^0 \rightarrow \chi_1^0 c \bar{c}) &\approx 0.12,\end{aligned}\tag{6.1}$$

while the most important decay channels of the charged fermion are

$$\begin{aligned}\text{BR}(\chi^- \rightarrow \chi_1^0 d \bar{u}) &\approx 0.50, \\ \text{BR}(\chi^- \rightarrow \chi_1^0 s \bar{c}) &\approx 0.15, \\ \text{BR}(\chi^- \rightarrow \chi_1^0 \mu^- \nu) &\approx 0.16, \\ \text{BR}(\chi^- \rightarrow \chi_1^0 e^- \nu) &\approx 0.13,\end{aligned}\tag{6.2}$$

where the notation ν comprises the three neutrino states. Here, we only indicate the decay channels with a branching ratio of at least 0.1. The relic density is achieved through co-annihilations between the three states χ_1^0 , χ_2^0 , and χ^\pm mainly into quark-antiquark pairs. The spin-independent direct detection cross-section is $\sigma^{\text{SI}} \approx 1.1 \cdot 10^{-46} \text{ cm}^2$ and thus reachable by the **XENONnT** experiment.

Choosing a parameter set with an even smaller mass gap allows to avoid the projected **XENONnT** constraint (see Fig. 12). Example scenario (II) of Table 6 has been chosen in this spirit. Here, the singlet admixture is smaller than in the previous case and the physical masses are even closer. The relic density is still governed by the same co-annihilation channels as in the previous parameter point. However, the direct detection is much smaller, $\sigma^{\text{SI}} \approx 1.4 \cdot 10^{-51} \text{ cm}^2$, well below the projected reach of **XENONnT**.

A further consequence of such small mass splitting concerns the decay of the fermions χ_2^0 and χ^\pm . The above decays are still open, but kinematically strongly suppressed. The dominant decay mode is then $\chi_2^0 \rightarrow \chi_1^0 \gamma$ mediated at the one-loop level. The associated decay width is of the order of 10^{-13} GeV , such that the decaying particle can be considered as long-lived. Similar conclusions hold for the decay of the charged fermion.

6.2 Singlet fermion dark matter

In this case, the dark matter mass is not related to the other fermion masses any more. Consequently, for the heavier fermionic states a large variety of decay modes is possible, depending on the exact mass configuration including the potential intermediate scalars. The dark matter mass can be of $m_{\chi_1^0} \sim 800 - 1400 \text{ GeV}$ (see also Fig. 11).

6.3 Doublet scalar dark matter

In this case, the lightest scalar is close in mass to the pseudo-scalar and the charged scalar. Typical masses are in the range $m_{\phi_1^0} \sim 1100 - 1500$ GeV while $(m_{A^0} - m_{\phi_1^0}) \sim (m_{\phi^\pm} - m_{\phi_1^0}) \sim 0.1 - 10$ GeV, similar to the fermion case, while the singlet-like state ϕ_2^0 can be significantly heavier. Production at the LHC may proceed via gauge or Higgs-boson exchange with cross-sections which are typical for two-Higgs doublet models.

As no tree-level decays are allowed in this configuration, the produced pseudo-scalar A^0 will undergo a loop-mediated decay into the lightest scalar ϕ_1^0 and a photon. For the example scenario given in Table 6, the associated decay width is around $4 \cdot 10^{-6}$ GeV, making the pseudo-scalar rather long-lived.

The situation is similar for the charged scalar ϕ^\pm . No decay channels being available at the tree-level, this state will decay into the lightest scalar ϕ_1^0 plus light quarks or lepton-neutrino pairs at the loop-level. Again, long-lived charged scalars can be expected in this case.

Let us recall that the case of doublet scalar dark matter can be expected to be challenged by upcoming direct dark matter searches (see Sec. 5.3).

6.4 Singlet scalar dark matter

Finally, in the singlet-scalar dark matter case, typical masses are $m_{\phi_1^0} \sim 1000$ GeV, the other scalars as well as the fermions may be significantly heavier. As in the fermionic singlet case, a variety of decay options is available for the heavier states, again depending on the exact parameter configuration. The dark matter phenomenology of this scenario has been studied in more detail in Ref. [25].

7 Conclusion

The “T1-2A” model is a rather general framework of the scotogenic type, presenting a very rich phenomenology. We have presented a complete analysis of the associated parameter space, taking into account constraints from the Higgs sector, the neutrino sector, lepton-flavour violating processes, and dark matter. To our knowledge, this is the first analysis of a scotogenic framework taking into account the complete parameter space together with such a large variety of constraints.

While neutrino data governs the couplings of the new particles to the left-handed leptons (g_F and g_Ψ in Eq. (2.6)), the couplings to the right-handed leptons (g_R) are mainly constraint by the decays $\mu \rightarrow e\gamma$ and $\mu \rightarrow 3e$ as well as $\mu - e$ conversion rates in nuclei. The dark matter relic density and the direct detection constrain the mass of the new particles as well as their Yukawa couplings. The XENONnT projection will have an impact on the dark matter nature by excluding a large part of parameter space featuring pseudo-scalar dark matter.

Focusing on dark matter phenomenology, contrary to previous publications focusing on one single dark matter candidate, we have considered all three possibilities, namely scalar, pseudo-scalar, and fermionic dark matter. The latter turns out to be preferred in view of the imposed constraints.

Moreover, fermionic dark matter is expected to be doublet-dominated. Our analysis has shown that in this case, a rather precise mass range of about 1.0 – 1.2 TeV can be expected for the dark matter fermion. In this parameter region, the correct dark matter relic density is achieved through co-annihilations with the other fermions, while direct detection constraints can be avoided.

The elements discussed in the present paper may be found in other extensions of the Standard Model featuring similar ingredients, such as, e.g., the possibility of fermionic doublet-dominated dark matter.

Finally, our results may be used as a guideline for future specific collider studies. It is to be noted that results from experimental searches for, e.g., supersymmetric partners of the Standard Model particles, may be used to obtain approximate exclusion limits on the present model. Such a study is, however, beyond the scope of the present paper and left for future work.

Acknowledgments

The authors would like to thank W. Porod for helpful discussions, in particular concerning the neutrino mass calculation and the **SPheno** implementation of the model. B.H. thanks S. Esch and M. Klasen for valuable discussions in an early stage of this work. The work of M.S. is funded by a Ph.D. grant of the French Ministry for Education and Research. This work is supported by Campus France/DAAD, project PROCOPE 46704WF, and by *Investissements d’avenir*, Labex ENIGMASS, contrat ANR-11-LABX-0012. This research was supported by the Deutsche Forschungsgemeinschaft (DFG, German Research Foundation) under grant 396021762 - TRR 257. The plots presented in this article have been obtained using **Matplotlib** [61].

A Neutrino mass matrix

As already stated in Sec. 3.3, the neutrino mass matrix can be decomposed into a part containing the couplings and a part containing the loop integrals, according to

$$\mathcal{M}_\nu = \mathcal{G}^t M_L \mathcal{G}. \quad (\text{A.1})$$

The matrix M_L is related to the loop integrals according to Fig. 1. In the present model, i.e. with two non-zero neutrino masses, this matrix has three independent components, which in the mass eigenbasis can be expressed as (see also Ref. [25])

$$\begin{aligned} (M_L)_{11} &= \sum_{k,n} b_{kn} (U_\chi^\dagger)_{3k}^2 (U_\phi^\dagger)_{1n}^2, \\ (M_L)_{12} &= (M_L)_{21} = \frac{1}{\sqrt{2}} \sum_{k,n} b_{kn} (U_\chi^\dagger)_{1k} (U_\chi^\dagger)_{3k} (U_\phi^\dagger)_{1n} (U_\phi^\dagger)_{2n}, \\ (M_L)_{22} &= \frac{1}{2} \sum_{k,n} b_{kn} (U_\chi^\dagger)_{1k}^2 \left[(U_\phi^\dagger)_{2n}^2 - (U_\phi^\dagger)_{3n}^2 \right], \end{aligned} \quad (\text{A.2})$$

where the sums run over the neutral fermion mass eigenstates ($k = 1, 2, 3$) and the neutral scalar mass eigenstates ($n = 1, 2, 3$, the last one corresponding to the pseudo-scalar A^0). Moreover, the coefficients stemming from the loop integrals are given by

$$b_{kn} = \frac{1}{16\pi^2} \frac{m_{\chi_k^0}}{m_{\phi_n^0}^2 - m_{\chi_k^0}^2} \left[m_{\chi_k^0}^2 \ln(m_{\chi_k^0}^2) - m_{\phi_n^0}^2 \ln(m_{\phi_n^0}^2) \right]. \quad (\text{A.3})$$

Note that all divergences as well as the dependence on the renormalization scale vanish, as this is the leading-order contribution.

B Casas-Ibarra parametrization

Here, we present the parametrization of the neutrino sector as introduced in Ref. 3.10 applied to the case of the scotogenic model T1-2A under consideration in this work.

The matrix M_L defined in Sec. A can be diagonalized as

$$M_L = U_L^* D_L U_L^\dagger, \quad (\text{B.1})$$

where D_L contains the eigenvalues of M_L , and U_L is the associated rotation matrix.

The neutrino mass matrix (see Eq. (3.7)) is diagonalized by the PMNS matrix. The matrix D_ν containing the neutrino mass eigenvalues can then be expressed as

$$\begin{aligned} D_\nu &= \text{diag}(m_{\nu_1} = 0, m_{\nu_2}, m_{\nu_3}) = U_{\text{PMNS}} \mathcal{M}_\nu U_{\text{PMNS}}^t \\ &= U_{\text{PMNS}} \mathcal{G}^t M_L \mathcal{G} U_{\text{PMNS}}^t = U_{\text{PMNS}} \mathcal{G}^t U_L D_L U_L^t \mathcal{G} U_{\text{PMNS}}^t. \end{aligned} \quad (\text{B.2})$$

The diagonal matrices D_L and D_ν fulfill the relations $D_L = D_L^{1/2} D_L^{1/2}$, $D_\nu^{1/2} D_\nu^{1/2} = D_\nu$, and $D_\nu^{-1/2} D_\nu^{1/2} = \text{diag}(0, 1, 1)$. Making use of these identities leads to

$$D_\nu^{-1/2} D_\nu D_\nu^{-1/2} = D_\nu^{-1/2} U_{\text{PMNS}} \mathcal{G}^t U_L D_L^{1/2} D_L^{1/2} U_L^t \mathcal{G} U_{\text{PMNS}}^t D_\nu^{-1/2} \equiv R^t R, \quad (\text{B.3})$$

with the definition $R \equiv D_L^{1/2} U_L^t \mathcal{G} U_{\text{PMNS}} D_\nu^{-1/2}$. The fact that $R^t R = \text{diag}(0, 1, 1)$ implies that R can be written in terms of one single parameter,

$$R = \begin{pmatrix} 0 & \sqrt{1-r^2} & r \\ 0 & -r & \sqrt{1-r^2} \end{pmatrix}. \quad (\text{B.4})$$

Putting everything together, the coupling matrix \mathcal{G} is obtained as the product

$$\mathcal{G} = U_L D_L^{-1/2} R D_\nu^{1/2} U_{\text{PMNS}}^* \quad (\text{B.5})$$

where D_ν and U_{PMNS} are known from experiment, U_L and D_L depend only on parameters related to the scalar and fermion sectors, and the matrix R is parametrized through $r \in [-1; 1]$.

References

- [1] **Planck** , N. Aghanim et al., *Planck 2018 results. VI. Cosmological parameters*, [arXiv:1807.0620](#).
- [2] **KamLAND** , K. Eguchi et al., *First results from KamLAND: Evidence for reactor anti-neutrino disappearance*, *Phys. Rev. Lett.* **90** (2003) 021802, [[hep-ex/0212021](#)].
- [3] P. Minkowski, $\mu \rightarrow e\gamma$ at a Rate of One Out of 10^9 Muon Decays?, *Phys. Lett. B* **67** (1977) 421–428.
- [4] T. Yanagida, *Horizontal Symmetry and Masses of Neutrinos*, *Prog. Theor. Phys.* **64** (1980) 1103.
- [5] R. N. Mohapatra, *Mechanism for understanding small neutrino mass in superstring theories*, *Phys. Rev. Lett.* **56** (Feb, 1986) 561–563.
- [6] E. Ma, *Verifiable radiative seesaw mechanism of neutrino mass and dark matter*, *Phys. Rev. D* **73** (2006) 077301, [[hep-ph/0601225](#)].
- [7] T. Toma and A. Vicente, *Lepton Flavor Violation in the Scotogenic Model*, *JHEP* **01** (2014) 160, [[arXiv:1312.2840](#)].
- [8] A. Vicente and C. E. Yaguna, *Probing the scotogenic model with lepton flavor violating processes*, *JHEP* **02** (2015) 144, [[arXiv:1412.2545](#)].
- [9] S. Fraser, E. Ma, and O. Popov, *Scotogenic Inverse Seesaw Model of Neutrino Mass*, *Phys. Lett. B* **737** (2014) 280–282, [[arXiv:1408.4785](#)].
- [10] M. Klasen, C. E. Yaguna, J. D. Ruiz-Alvarez, D. Restrepo, and O. Zapata, *Scalar dark matter and fermion coannihilations in the radiative seesaw model*, *JCAP* **04** (2013) 044, [[arXiv:1302.5298](#)].
- [11] E. Molinaro, C. E. Yaguna, and O. Zapata, *FIMP realization of the scotogenic model*, *JCAP* **07** (2014) 015, [[arXiv:1405.1259](#)].
- [12] M. Lindner, M. Platscher, C. E. Yaguna, and A. Merle, *Fermionic WIMPs and vacuum stability in the scotogenic model*, *Phys. Rev. D* **94** (2016), no. 11 115027, [[arXiv:1608.0057](#)].
- [13] P. Rocha-Moran and A. Vicente, *Lepton Flavor Violation in the singlet-triplet scotogenic model*, *JHEP* **07** (2016) 078, [[arXiv:1605.0191](#)].
- [14] P. Konar, A. Mukherjee, A. K. Saha, and S. Show, *Bridging the pseudo-Dirac dark matter and radiative neutrino mass in a singlet doublet scenario*, [arXiv:2001.1132](#).
- [15] P. Escribano, M. Reig, and A. Vicente, *Generalizing the Scotogenic model*, *JHEP* **07** (2020) 097, [[arXiv:2004.0517](#)].
- [16] V. De Romeri, M. Puerta, and A. Vicente, *Dark matter in a charged variant of the Scotogenic model*, [arXiv:2106.0048](#).
- [17] D. Restrepo, O. Zapata, and C. E. Yaguna, *Models with radiative neutrino masses and viable dark matter candidates*, *JHEP* **11** (2013) 011, [[arXiv:1308.3655](#)].
- [18] T. Cohen, J. Kearney, A. Pierce, and D. Tucker-Smith, *Singlet-Doublet Dark Matter*, *Phys. Rev.* **D85** (2012) 075003, [[arXiv:1109.2604](#)].
- [19] C. Cheung and D. Sanford, *Simplified Models of Mixed Dark Matter*, *JCAP* **1402** (2014) 011, [[arXiv:1311.5896](#)].

- [20] A. Dutta Banik and D. Majumdar, *Inert doublet dark matter with an additional scalar singlet and 125 GeV Higgs boson*, *Eur. Phys. J.* **C74** (2014), no. 11 3142, [[arXiv:1404.5840](#)].
- [21] L. G. Cabral-Rosetti, R. Gaitán, J. H. Montes de Oca, R. Osorio Galicia, and E. A. Garcés, *Scalar dark matter in inert doublet model with scalar singlet*, *J. Phys. Conf. Ser.* **912** (2017), no. 1 012047.
- [22] L. Calibbi, A. Mariotti, and P. Tziveloglou, *Singlet-Doublet Model: Dark matter searches and LHC constraints*, *JHEP* **10** (2015) 116, [[arXiv:1505.0386](#)].
- [23] S. Banerjee, S. Matsumoto, K. Mukaida, and Y.-L. S. Tsai, *WIMP Dark Matter in a Well-Tempered Regime: A case study on Singlet-Doublets Fermionic WIMP*, *JHEP* **11** (2016) 070, [[arXiv:1603.0738](#)].
- [24] T. Abe, *Effect of CP violation in the singlet-doublet dark matter model*, *Phys. Lett.* **B771** (2017) 125–130, [[arXiv:1702.0723](#)].
- [25] S. Esch, M. Klasen, and C. E. Yaguna, *A singlet doublet dark matter model with radiative neutrino masses*, *JHEP* **10** (2018) 055, [[arXiv:1804.0338](#)].
- [26] L. Lopez Honorez, E. Nezri, J. F. Oliver, and M. H. G. Tytgat, *The Inert Doublet Model: An Archetype for Dark Matter*, *JCAP* **02** (2007) 028, [[hep-ph/0612275](#)].
- [27] L. Lopez Honorez and C. E. Yaguna, *The inert doublet model of dark matter revisited*, *JHEP* **09** (2010) 046, [[arXiv:1003.3125](#)].
- [28] L. Lopez Honorez and C. E. Yaguna, *A new viable region of the inert doublet model*, *JCAP* **01** (2011) 002, [[arXiv:1011.1411](#)].
- [29] A. Goudelis, B. Herrmann, and O. Stål, *Dark matter in the Inert Doublet Model after the discovery of a Higgs-like boson at the LHC*, *JHEP* **09** (2013) 106, [[arXiv:1303.3010](#)].
- [30] S. Esch, M. Klasen, and C. E. Yaguna, *A minimal model for two-component dark matter*, *JHEP* **09** (2014) 108, [[arXiv:1406.0617](#)].
- [31] W. Porod, *SPheno, a program for calculating supersymmetric spectra, SUSY particle decays and SUSY particle production at e^+e^- colliders*, *Comput. Phys. Commun.* **153** (2003) 275–315, [[hep-ph/0301101](#)].
- [32] W. Porod and F. Staub, *SPheno 3.1: Extensions including flavour, CP-phases and models beyond the MSSM*, *Comput. Phys. Commun.* **183** (2012) 2458–2469, [[arXiv:1104.1573](#)].
- [33] F. Staub, *From Superpotential to Model Files for FeynArts and CalcHep/CompHep*, *Comput. Phys. Commun.* **181** (2010) 1077–1086, [[arXiv:0909.2863](#)].
- [34] F. Staub, *Automatic Calculation of supersymmetric Renormalization Group Equations and Self Energies*, *Comput. Phys. Commun.* **182** (2011) 808–833, [[arXiv:1002.0840](#)].
- [35] F. Staub, *SARAH 3.2: Dirac Gauginos, UFO output, and more*, *Comput. Phys. Commun.* **184** (2013) 1792–1809, [[arXiv:1207.0906](#)].
- [36] F. Staub, *SARAH 4: A tool for (not only SUSY) model builders*, *Comput. Phys. Commun.* **185** (2014) 1773–1790, [[arXiv:1309.7223](#)].
- [37] B. Pontecorvo, *Inverse beta processes and nonconservation of lepton charge*, *Sov. Phys. JETP* **7** (1958) 172–173. [*Zh. Eksp. Teor. Fiz.* 34,247(1957)].
- [38] Z. Maki, M. Nakagawa, and S. Sakata, *Remarks on the unified model of elementary particles*, *Prog. Theor. Phys.* **28** (1962) 870–880.

- [39] I. Esteban, M. C. Gonzalez-Garcia, A. Hernandez-Cabezudo, M. Maltoni, and T. Schwetz, *Global analysis of three-flavour neutrino oscillations: synergies and tensions in the determination of θ_{23} , δ_{CP} , and the mass ordering*, *JHEP* **01** (2019) 106, [[arXiv:1811.0548](#)].
- [40] Nu-Fit 4.1, *Three-neutrino fit based on data available in July 2019*, 2019. <http://www.nu-fit.org>.
- [41] I. Esteban, M. C. Gonzalez-Garcia, M. Maltoni, T. Schwetz, and A. Zhou, *The fate of hints: updated global analysis of three-flavor neutrino oscillations*, *JHEP* **09** (2020) 178, [[arXiv:2007.1479](#)].
- [42] J. A. Casas and A. Ibarra, *Oscillating neutrinos and $\mu \rightarrow e, \gamma$* , *Nucl. Phys. B* **618** (2001) 171–204, [[hep-ph/0103065](#)].
- [43] A. A. Markov, *Extension of the limit theorems of probability theory to a sum of variables connected in a chain*. reprinted in Appendix B of: R. Howard, *Dynamic Probabilistic Systems, volume 1: Markov Chains*, John Wiley and Sons, 1971.
- [44] N. Metropolis, A. W. Rosenbluth, M. N. Rosenbluth, A. H. Teller, and E. Teller, *Equation of state calculations by fast computing machines*, *J. Chem. Phys.* **21** (1953) 1087–1092.
- [45] W. K. Hastings, *Monte Carlo Sampling Methods Using Markov Chains and Their Applications*, *Biometrika* **57** (1970) 97–109.
- [46] **Particle Data Group**, P. A. Zyla et al., *Review of Particle Physics*, *PTEP* **2020** (and **2021 update**) (2020), no. 8 083C01.
- [47] **Planck**, P. A. R. Ade et al., *Planck 2015 results. XIII. Cosmological parameters*, *Astron. Astrophys.* **594** (2016) A13, [[arXiv:1502.0158](#)].
- [48] **XENON**, E. Aprile et al., *Projected WIMP sensitivity of the XENONnT dark matter experiment*, *JCAP* **11** (2020) 031, [[arXiv:2007.0879](#)].
- [49] **ATLAS, CMS**, G. Aad et al., *Combined Measurement of the Higgs Boson Mass in pp Collisions at $\sqrt{s} = 7$ and 8 TeV with the ATLAS and CMS Experiments*, *Phys. Rev. Lett.* **114** (2015) 191803, [[arXiv:1503.0758](#)].
- [50] **Planck**, N. Aghanim et al., *Planck 2018 results. VI. Cosmological parameters*, [arXiv:1807.0620](#).
- [51] G. Bélanger, F. Boudjema, A. Pukhov, and A. Semenov, *MicrOMEGAs: A Program for calculating the relic density in the MSSM*, *Comput. Phys. Commun.* **149** (2002) 103–120, [[hep-ph/0112278](#)].
- [52] G. Bélanger, F. Boudjema, A. Pukhov, and A. Semenov, *micrOMEGAs: Version 1.3*, *Comput. Phys. Commun.* **174** (2006) 577–604, [[hep-ph/0405253](#)].
- [53] G. Bélanger, F. Boudjema, A. Pukhov, and A. Semenov, *MicrOMEGAs 2.0: A Program to calculate the relic density of dark matter in a generic model*, *Comput. Phys. Commun.* **176** (2007) 367–382, [[hep-ph/0607059](#)].
- [54] G. Bélanger, F. Boudjema, A. Pukhov, and A. Semenov, *micrOMEGAs 2.0.7: A program to calculate the relic density of dark matter in a generic model*, *Comput. Phys. Commun.* **177** (2007) 894–895.
- [55] G. Bélanger, F. Boudjema, A. Pukhov, and A. Semenov, *micrOMEGAs 3: A program for calculating dark matter observables*, *Comput. Phys. Commun.* **185** (2014) 960–985, [[arXiv:1305.0237](#)].

- [56] G. Bl'anger, F. Boudjema, A. Goudelis, A. Pukhov, and B. Zaldivar, *micrOMEGAs5.0 : Freeze-in*, *Comput. Phys. Commun.* **231** (2018) 173–186, [[arXiv:1801.0350](#)].
- [57] A. Belyaev, N. D. Christensen, and A. Pukhov, *CalcHEP 3.4 for collider physics within and beyond the Standard Model*, *Comput. Phys. Commun.* **184** (2013) 1729–1769, [[arXiv:1207.6082](#)].
- [58] P. Z. Skands et al., *SUSY Les Houches accord: Interfacing SUSY spectrum calculators, decay packages, and event generators*, *JHEP* **07** (2004) 036, [[hep-ph/0311123](#)].
- [59] B. C. Allanach et al., *SUSY Les Houches Accord 2*, *Comput. Phys. Commun.* **180** (2009) 8–25, [[arXiv:0801.0045](#)].
- [60] **XENON**, E. Aprile et al., *Dark Matter Search Results from a One Ton-Year Exposure of XENON1T*, *Phys. Rev. Lett.* **121** (2018), no. 11 111302, [[arXiv:1805.1256](#)].
- [61] J. D. Hunter, *Matplotlib: A 2d graphics environment*, *Computing In Science & Engineering* **9** (2007), no. 3 90–95.