

Top-quark decay into Υ -meson

S. Slabospitskii^a

^a*NRC “Kurchatov Institute” - IHEP, Protvino, Moscow Region, Russia*

Abstract

The calculation of the partial width of the rare t -quark decay into Υ -meson, W -boson and b -quark ($t \rightarrow \Upsilon W b$) is presented. The branching ratio equals $\text{Br}(t \rightarrow \Upsilon W b) = 1.3 \times 10^{-5}$ that make possible searches for this rare t -quark decay at LHC.

Keywords: top-quark, rare decay, Υ -meson

Email address: `Sergei.Slabospitskii@ihep.ru` (S. Slabospitskii)

1. Introduction

In the SM the decay $t \rightarrow bW$ is by far the dominant one. The rates for other decay channels are predicted to be smaller by several orders of magnitude in the SM [1].

For example, for semi-exclusive t -quark decays the interaction of quarks among the t -decay products may lead to final states with one hadron (meson) recoiling against a jet. The decays of the top through an off-shell W with virtual mass M_{W^*} near to some resonance h , like π^+ , ρ^+ , K^+ , D_s^+ , leads to the estimate as follows [1]:

$$\Gamma(t \rightarrow bh) \approx \frac{G_F^2 m_t^3}{144\pi} f_M^2 |V_{qq'}|^2 \quad (1)$$

where the parameter f_M is same as a well-known coupling f_π . The typical values of the corresponding branching ratios are too small to be measured [1]:

$$\text{Br}(t \rightarrow b\pi) \sim 4 \times 10^{-8}, \quad \text{Br}(t \rightarrow bD_s) \sim 2 \times 10^{-7} \quad (2)$$

There are several two-body t -quark decay through flavour changing neutral currents:

$$t \rightarrow \gamma q, \quad t \rightarrow Z q, \quad t \rightarrow g q; \quad q = u, c$$

These processes in the SM can occur due to loop contribution only and are highly suppressed due to GIM mechanism. The estimated branching ratios are as follows [1]:

$$\text{Br}(t \rightarrow V q) \sim \mathcal{O}(10^{-11} \div 10^{-13}), \quad V = \gamma, Z, g, \quad q = u, c$$

In addition, it worth noting that almost all “interesting” t -quark rare decays have very small branching ratios and almost impossible to measured in experiment.

Among rare top-quark decays one can single out the processes with the production of heavy quark $Q\bar{Q}'$ -pair (for example, $b\bar{b}$) followed by the formation of a heavy $M(Q\bar{Q}')$ - meson. In this case, the description of such mesons production allows the use of the NRQCD-model [2, 3].

Note, that the top quarks production processes with subsequent t -quark decays into heavy quark $Q\bar{Q}'$ -pair is described within SM with high accuracy. Therefore, the search and study of such t -quark rare decays can allow, in particular, to find out in more detail which models formation of quarkonium (Color-Evaporation Model, the Color-Singlet Model or the Color-Octet Mechanism, see [4] for detailed discussion of various mechanisms) describe more correctly such processes.

In this article we calculate the t -quark decay widths into Υ -meson within NRQCD model [2, 3]. As will be seen below, at least one decay channel has a “relatively” large branching fraction, providing an opportunity for experimental searches.

2. The effective $b\bar{b}\Upsilon$ -vertex

Within NRQCD approach the integration on virtual momentum in the loop with two heavy quarks that entered into heavy $M(Q\bar{Q})$ meson (see fig. 1)

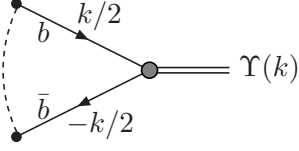


Figure 1: $b\bar{b}\Upsilon$ vertex within NRQCD approach

effectively produces the following expression (see [2, 3]) for details:

$$\begin{aligned} & \int \frac{d^4 p}{i(2\pi)^4} G\left(-\frac{k}{2} + p\right) \hat{\varepsilon} G\left(\frac{k}{2} + p\right) \{\cdots\} \Psi_\Upsilon \\ \Rightarrow & \frac{R_s(0)}{\sqrt{4\pi M^3}} \left(m_b - \frac{\hat{k}}{2}\right) \hat{\varepsilon} \left(m_b + \frac{\hat{k}}{2}\right) \{\cdots\} \end{aligned} \quad (3)$$

where $G = (m + \hat{p})/(m^2 - p^2)$ is fermion propagator, $M = m_\Upsilon$ stands for Υ -meson mass, Ψ_Υ is the Υ -meson wave function, $\{\cdots\}$ is other terms in the loop; ε^μ is the polarization vector of the Υ -meson. The Υ -meson wave function at the origin of the $R_s(0)$ is related to the lepton decay width [2, 3] as follows:

$$\Gamma(\Upsilon \rightarrow \ell^+ \ell^-) = \frac{4e_b^2 \alpha^2}{M^2} |R_s(0)|^2 \quad (4)$$

here e_b is b -quark charge, $\alpha = e^2/(4\pi)$.

Note, that in the final expression (3) the heavy b -quarks (entered in the heavy Υ -meson vertex) are considered to be on-shell with mass equals:

$$m_b = \frac{M}{2}$$

Taking into account that $(k\varepsilon) = 0$ we get the final expression for $b\bar{b}\Upsilon$ vertex:

$$V(b\bar{b}\Upsilon) = g_\Upsilon \hat{\varepsilon}(M + \hat{k}), \quad g_\Upsilon = \frac{M}{2} \cdot \frac{R_s(0)}{\sqrt{4\pi M^3}} = \frac{R_s(0)}{4\sqrt{\pi M}} \quad (5)$$

3. $t \rightarrow \Upsilon c$ decay

In this section we present the evaluation of the two-body t -quark decay width

$$t \rightarrow \Upsilon c \quad (6)$$

within NRQCD approach. This width was calculated many years ago [5]. For the sake of completeness we repeat the evaluation of this quantity. The diagram describing this decay is shown in fig. 2. We set the mass of the light c -quark equals zero; m_t is the mass of t -quark, $M = m_\Upsilon$ is the Υ mass¹.

¹Throughout of this article we follow [6] for the notations, the SM vertices and SM parameters.

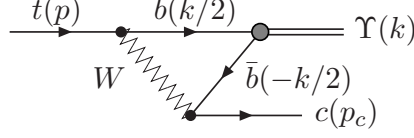


Figure 2: t -quark decay $t \rightarrow \Upsilon c$

The amplitude has the following form (see [2] for details):

$$A = \left(\frac{g_{\Upsilon} g^2 V_{bc}}{2} \right) D_W^{\alpha\beta} \bar{u}(q) \gamma^\alpha P_L \hat{\varepsilon} (M + \hat{k}) \gamma^\beta P_L u(p), \quad P_L = (1 - \gamma^5)/2 \quad (7)$$

where $g = 2M_W \sqrt{\sqrt{2}G_F}$ (G_F is the Fermi coupling constant); $D_W^{\alpha\beta}$ is the W -boson propagator, ε is the Υ -meson polarization vector:

$$D_W^{\alpha\beta} = \frac{g^{\alpha\beta} - p_W^\alpha p_W^\beta / M_W^2}{p_W^2 - M_W^2}, \quad \sum_{pol \Upsilon} \varepsilon^\mu \varepsilon^\nu = g^{\mu\nu} - \frac{k^\mu k^\nu}{M^2}, \quad (\varepsilon k) = 0$$

Then the decay width equals

$$\begin{aligned} \Gamma(t \rightarrow c \Upsilon) &= \frac{(g_{\Upsilon} g^2 V_{bc})^2 m_t}{768 \pi \tilde{Z}^2} \left(1 - \frac{M^2}{m_t^2} \right)^2 \times U \\ U &= 6m_{\Upsilon}^2 F^2 + (m_t^2 - M^2) \left[8 \left(1 + \frac{M^2}{8M_W^2} \right)^2 - \frac{m_t^2 m_{\Upsilon}^2}{2M_W^4} \right], \quad F = \frac{p_W^2}{M_W^2} - 2 \\ p_W^2 &= \frac{m_t^2}{2} - \frac{M^2}{4}, \quad \tilde{Z}^2 = (M_W^2 - p_W^2)^2 + (\Gamma_W M_W)^2 \end{aligned} \quad (8)$$

here Γ_W is the total decay width of the W -boson. The resulted width (with $m_t = 172.5$ GeV, $|V_{bc}| = 0.04$ [7]) equals

$$\Gamma(t \rightarrow \Upsilon c) = 6.35 \times 10^{-10} \text{ GeV} \quad (9)$$

and is very similar to previous result [5]). For calculation of the branching ratio we use LO t -quark decay width value of

$$\Gamma(t \rightarrow b W^+) = 1.47 \text{ GeV} \quad (10)$$

and get the corresponding branching ratio for this decay channel

$$\text{Br}(t \rightarrow \Upsilon c) = \frac{\Gamma(t \rightarrow \Upsilon c)}{\Gamma(t \rightarrow b W^+)_{LO}} = 4.32 \times 10^{-10} \quad (11)$$

4. Top-quark decay $t \rightarrow \Upsilon W b$

It follows from previous section that two-body t -quark decay $t \rightarrow \Upsilon c$ is very small (see (11)). It is explained by very small value of $|V_{bc}| \approx 0.04$ and high virtuality of the W -boson ($p_W^2 = m_t^2/2 - M^2/4 \gg M_W^2$, see (8)).

To avoid such suppression factors we consider t -quark decay width additional $b\bar{b}$ -pair production in the final state:

$$t \rightarrow bW^+ b\bar{b} \quad (12)$$

This decay process is described by 28 Feynman diagrams. We use the C++ version of the TopReX package [8] for calculation the decay width into this channel. The results equal

$$\begin{aligned} \Gamma(t \rightarrow bW^+ b\bar{b}) &= 8.37 \times 10^{-4} \text{ GeV} \\ \text{Br}(t \rightarrow bW^+ b\bar{b}) &= 5.7 \times 10^{-4} \end{aligned} \quad (13)$$

However, the diagrams with $b\bar{b}$ pair production due to Higgs, Z -boson or γ exchange are highly suppressed (due to small couplings). As a result we have 4 diagrams, describing $t \rightarrow \Upsilon W b$ decay channel. The diagrams with W -boson exchange (see fig. 3) are also highly suppressed (due to small couplings and high virtuality of intermediate u, c, t -quarks and W).

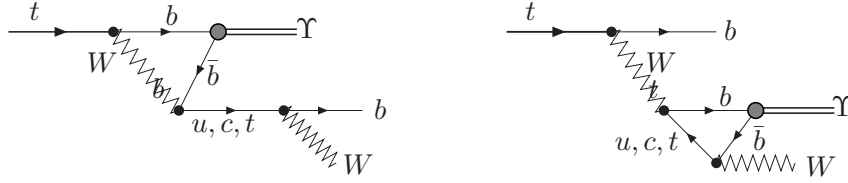


Figure 3: The diagrams describing $t \rightarrow \Upsilon W b$ decay through W -boson exchange.

Therefore, the dominant contribution to the amplitude of $t \rightarrow \Upsilon W b$ decay comes from two diagrams with gluon exchange (see fig. 4).

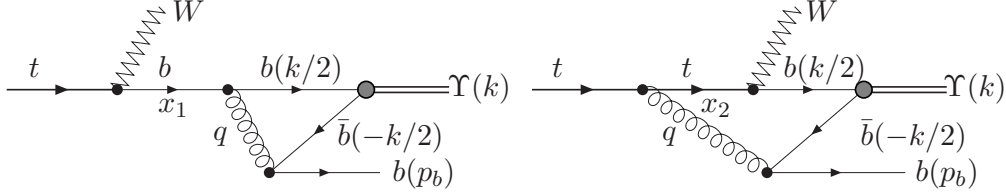


Figure 4: The diagrams describing $t \rightarrow \Upsilon W^+ b$ decay through gluon exchange.

The amplitude A has the form (the particle's momenta notations are shown in the fig. 4):

$$\begin{aligned} A &= A_1 + A_2, \quad A_1 = \left(\frac{g_{\Upsilon} g g_s^2}{\sqrt{2} z_1 q^2} \right) \rho_g^{\alpha\beta} \times T_1, \quad A_2 = \left(\frac{g_{\Upsilon} g g_s^2}{\sqrt{2} z_2 q^2} \right) \rho_g^{\alpha\beta} \times T_2 \\ T_1 &= \rho_g^{\alpha\beta} \hat{\varepsilon}_W^\lambda \bar{u}(p_b) \gamma^\alpha \hat{\varepsilon}_\Upsilon (M + \hat{k}) \gamma^\beta \left(\frac{M}{2} + \hat{x}_1 \right) \gamma^\lambda P_L u(p) \\ T_2 &= \rho_g^{\alpha\beta} \hat{\varepsilon}_W^\lambda \bar{u}(p_b) \gamma^\alpha \hat{\varepsilon} (M + \hat{k}) \gamma^\lambda P_L (m + \hat{x}_2) \gamma^\beta u(p) \\ x_1 &= q + k/2, \quad x_2 = p - q, \quad q = p_b + k/2, \quad z_1 = \frac{M^2}{4} - x_1^2, \quad z_2 = m_t^2 - x_2^2 \end{aligned} \quad (14)$$

where

$$\sum_{pol W} \varepsilon_W^\lambda \varepsilon_W^{\lambda'} = g^{\lambda\lambda'} - \frac{p_W^\lambda p_W^{\lambda'}}{M_W^2}, \quad \sum_{pol \Upsilon} \varepsilon^\mu \varepsilon^\nu = g^{\mu\nu} - \frac{k^\mu k^\nu}{M^2}$$

The square of the full amplitude is rather cumbersome and we present it in the Appendix.

As before we use the the C++ version of the TopReX package [8] for calculation of the decay width. In the table 1 we present the results for three Υ -meson states ($\Upsilon(1S)$, $\Upsilon(2S)$ and $\Upsilon(3S)$).

Table 1: The partial top-quark decay widths (Γ) and branching ratios (Br) into three Υ -meson states. The widths are in GeV.

Υ	$\Gamma(t \rightarrow \Upsilon W^+ b)$	$\text{Br}(t \rightarrow \Upsilon W^+ b)$	$\Gamma(t \rightarrow \Upsilon c)$	$\text{Br}(t \rightarrow \Upsilon c)$
$\Upsilon(1S)$	1.95×10^{-5}	1.33×10^{-5}	6.4×10^{-10}	4.35×10^{-10}
$\Upsilon(2S)$	0.83×10^{-5}	0.56×10^{-5}	3.1×10^{-10}	2.11×10^{-10}
$\Upsilon(3S)$	0.58×10^{-5}	0.33×10^{-5}	2.3×10^{-10}	1.56×10^{-10}

As mentioned above two-body t -quark decays $t \rightarrow \Upsilon(nS)c$ (two right columns) have very small branching ratios for experimental study. On the other hand the decay channel $t \rightarrow \Upsilon W^+ b$ looks much more promising for experimental searches.

In the fig. 5 we present the distributions on invariant masses of the final state particles: $M(b, W)$, $M(b, \Upsilon)$, and $M(W, \Upsilon)$.

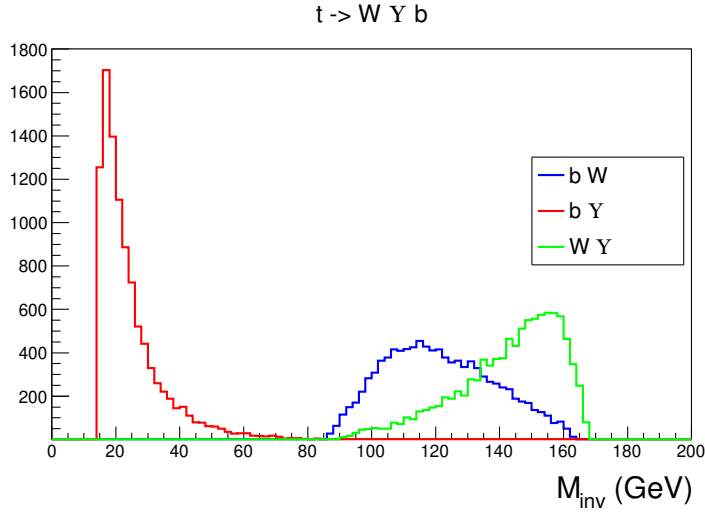


Figure 5: $d\Gamma/dM_{inv}$ distributions. The left (red), central (blue), and right (green) curves correspond to $M_{inv} = M(b \Upsilon)$, $M(b W)$ and $M(W \Upsilon)$ invariant masses, respectively.

As it seen the final W and b -quark are rather well separated, while b and Υ pair (the left curve, fig. 5) has an invariant mass very close to $m_b + m_\Upsilon$. Therefore, one may expect that the Υ -meson will produce dominantly inside final b -jet.

Now we present very rough estimates of the expected number of events for this rare t -quark decay channel for LHC Run-2 option. We consider the process of $t\bar{t}$ -pair production

with subsequent t -quark (or \bar{t} -quark) decay into three $\Upsilon(nS)$ states $t \rightarrow \Upsilon(nS)Wb$, $n = 1, 2, 3$. The total $t\bar{t}$ cross section, extrapolated to the full phase space, is [9]:

$$\sigma_{t\bar{t}} = 803 \pm 2(\text{stat}) \pm 25(\text{syst}) \pm 20(\text{lumi}) \text{ pb} \quad (15)$$

Then, for estimation the expected number of events we use the following options:

- the LHC Run-2 integrated luminosity equals $L_{tot} = 100 \text{ fb}^{-1}$,
- W^+W^- decay into lepton and quark pairs $W^+W^- \rightarrow e(\mu)\nu q\bar{q}'$,
- all three Υ states decay into charged leptons $\Upsilon(nS) \rightarrow ee$ or $\mu\mu$.

As a result, at LHC Run-2 the expected number of events for $t\bar{t}$ -pair production with subsequent $t \rightarrow \Upsilon W^+b$ decay are as follows:

$$\begin{aligned} pp \rightarrow t\bar{t}, \quad t \rightarrow \Upsilon_{1S+2S+3S}Wb, \quad \Upsilon \rightarrow \ell^+\ell^- \\ N(\Upsilon_{1S+2S+3S}(\rightarrow \ell\bar{\ell})b\bar{b}W^+W^-) &= 230 \\ N(\Upsilon_{1S+2S+3S}(\rightarrow \ell\bar{\ell})b\bar{b}\ell\nu q\bar{q}') &= 80 \end{aligned} \quad (16)$$

The total number of events $N = 80$ is not very large. However, this number looks more or less suitable for the experimental study.

Conclusion

In this paper the calculation of the partial width for rare t -quark decay into Υ -meson ($t \rightarrow \Upsilon Wb$) is presented. The decay width was evaluated within NRQCD-model. The calculated branching ratio equals $\text{Br}(t \rightarrow \Upsilon(1S)Wb) = 1.3 \times 10^{-5}$ that make possible searches for this rare t -quark decay at LHC.

Acknowledgments

In conclusion the author is grateful to V.F. Obraztsov for multiple and fruitful discussions.

Appendix

Here we present the amplitude square $|T|^2$ from (14). The parameters m_t , M , and M_W stand for t -quark, Υ and W -boson masses, respectively. $(a.b)$ is the scalar product of two 4-momenta.

$$\begin{aligned} |T|^2 &= |(T_1 + T_2)|^2 = 8 (\chi_1 + \chi_2 + \chi_{int}) \\ \chi_1 &= 4(p.p_b)(p_b.k)M^2 + 4(p.p_b)(p_b.k)^2 - 2(p.p_b)M^4 + 4(p.k)(p_b.k)M^2 - (p.k)M^4 \\ &+ \frac{2(p.p_W)}{M_W^2} \left[4(p_b.k)(p_b.p_W)M^2 + 4(p_b.k)(k.p_W)M^2 + 4(p_b.k)^2(p_b.p_W) - 2(p_b.p_W)M^4 \right. \\ &\left. - (k.p_W)M^4 \right] \end{aligned}$$

$$\begin{aligned}
\chi_2 = & - 20(p.p_b)(p.k)(k.q) + 12(p.p_b)(p.k)^2 + 8(p.p_b)(k.q)^2 - (p.p_b)M^2q^2 \\
& + \frac{1}{(p.k)} \left[4(p.q)(p_b.k) - 4(p.q)M^2 - 2(p_b.k)q^2 - 6(p.k)(p_b.k)m_t^2 + 4(p_b.q)(k.q) \right. \\
& \quad \left. - 3M^2m_t^2 - 4(p.k)(p_b.q) \right] \\
& + 2(p.q)(p_b.q)M^2 + 4(p.q)(k.q)M^2 + 8(p_b.k)(k.q)m_t^2 + 6(p_b.q)M^2m_t^2 + 7(k.q)M^2m_t^2 \\
& + \frac{1}{M_W^2} \left[24(p.p_b)(p.k)(p.p_W)(k.p_W) - 24(p.p_b)(p.k)(k.p_W)(q.p_W) + 16(p.p_b)(p.q)(k.p_W)^2 \right. \\
& \quad - 16(p.p_b)(p.p_W)(k.q)(k.p_W) + 4(p.p_b)(p.p_W)(q.p_W)M^2 + 16(p.p_b)(k.q)(k.p_W)(q.p_W) \\
& \quad - 8(p.k)(p.p_W)(p_b.q)(k.p_W) + 2(p.k)(p.p_W)(q.p_W)M^2 - 8(p.p_b)(k.p_W)^2q^2 \\
& \quad - 4(p.p_b)(q.p_W)^2M^2 + 8(p.k)(p.q)(p_b.p_W)(k.p_W) + 8(p.k)(p_b.q)(k.p_W)(q.p_W) \\
& \quad - 4(p.k)(p_b.p_W)(k.p_W)q^2 - 2(p.k)(q.p_W)^2M^2 + 4(p.q)(p.p_W)(p_b.p_W)M^2 \\
& \quad + 2(p.q)(p.p_W)(k.p_W)M^2 + 6(p.q)(k.p_W)(q.p_W)M^2 + 4(p.p_W)(p_b.q)(q.p_W)M^2 \\
& \quad - 2(p.p_W)(p_b.p_W)M^2q^2 + 2(p.p_W)(k.q)(q.p_W)M^2 - 4(p.p_W)(k.p_W)M^2q^2 \\
& \quad \left. - 4(p.p_W)^2(p_b.q)M^2 - 2(p.p_W)^2(k.q)M^2 \right] \\
& + \frac{2m_t^2}{M_W^2} \left[-6(p.p_W)(p_b.k)(k.p_W) - 3(p.p_W)(k.p_W)M^2 + 6(p_b.k)(k.p_W)(q.p_W) \right. \\
& \quad \left. - 2(p_b.q)(k.p_W)^2 + 2(p_b.p_W)(k.q)(k.p_W) - 2(p_b.p_W)(q.p_W)M^2 + 2(k.p_W)(q.p_W)M^2 \right]
\end{aligned}$$

$$\begin{aligned}
\chi_{int} = & - 8(p.p_b)(p.k)(p_b.k) + 4(p.p_b)(p.k)M^2 - 4(p.p_b)(p_b.k)(k.q) - 8(p.p_b)(p_b.q)M^2 \\
& + 4(p.q)(p_b.k)^2 + 8(p.p_b)^2M^2 - 4(p.k)^2M^2 + 6(p.q)(p_b.k)M^2 \\
& + 12(p.k)(p_b.k)(p_b.q) + 6(p.k)(p_b.q)M^2 + 4(p.k)(k.q)M^2 + 2(p_b.k)M^2m_t^2 \\
& + 4(p_b.k)^2m_t^2 - (p.q)M^4 - 10(p.p_b)(k.q)M^2 \\
& + \frac{4(p.p_b)}{M_W^2} \left[-2(p.p_W)(p_b.k)(k.p_W) + 4(p.p_W)(p_b.p_W)M^2 + 4(p.p_W)(k.p_W)M^2 \right. \\
& \quad \left. + 2(p_b.k)(k.p_W)(q.p_W) - 2(p_b.p_W)(q.p_W)M^2 - (k.p_W)(q.p_W)M^2 \right] \\
& + \frac{4}{M_W^2} \left[(p.k)(k.p_W)(q.p_W)M^2 - 2(p.q)(p_b.k)(p_b.p_W)(k.p_W) + (p.q)(p_b.p_W)(k.p_W)M^2 \right. \\
& \quad \left. + 2(p.q)(p_b.p_W)^2M^2 - (p.q)(k.p_W)^2M^2 \right] \\
& + \frac{4(p.p_W)}{M_W^2} \left[-2(p.k)(p_b.k)(p_b.p_W) - 2(p.k)(p_b.p_W)M^2 - 2(p.k)(k.p_W)M^2 + 2(p_b.k)(p_b.p_W)(k.q) \right. \\
& \quad - (p_b.k)(q.p_W)M^2 - 2(p_b.k)^2(q.p_W) - 2(p_b.q)(p_b.p_W)M^2 - 3(p_b.q)(k.p_W)M^2 \\
& \quad \left. + 2(p_b.p_W)(k.q)M^2 + (k.q)(k.p_W)M^2 + (p.p_W)(p_b.k)M^2 + 2(p.p_W)(p_b.k)^2 \right]
\end{aligned}$$

References

- [1] M. Beneke, et al., Top quark physics, in: Workshop on Standard Model Physics (and more) at the LHC (First Plenary Meeting), 2000, pp. 419–529. [arXiv:hep-ph/0003033](#).
- [2] V. G. Kartvelishvili, E. G. Chikovani, S. M. Esakiya, The Production and Decays of Heavy Quark Bound States in Strong and Electroweak Interactions. (In Russian), Fiz. Elem. Chast. Atom. Yadra 19 (1988) 139–179.
- [3] G. T. Bodwin, E. Braaten, G. P. Lepage, Rigorous QCD analysis of inclusive annihilation and production of heavy quarkonium, Phys. Rev. D 51 (1995) 1125–1171, [Erratum: Phys.Rev.D 55, 5853 (1997)]. [arXiv:hep-ph/9407339](#), [doi:10.1103/PhysRevD.55.5853](#).
- [4] J.-P. Lansberg, New Observables in Inclusive Production of Quarkonia, Phys. Rept. 889 (2020) 1–106. [arXiv:1903.09185](#), [doi:10.1016/j.physrep.2020.08.007](#).
- [5] L. T. Handoko, C.-F. Qiao, $t \rightarrow cv$ within and beyond the Standard Model, J. Phys. G 27 (2001) 1391–1404. [arXiv:hep-ph/9907375](#), [doi:10.1088/0954-3899/27/7/302](#).
- [6] V. I. Borodulin, R. N. Rogalyov, S. R. Slabospitskii, CORE 3.1 (CCompendium of RElations, Version 3.1)[arXiv:1702.08246](#).
- [7] P. A. Zyla, et al., Review of Particle Physics, PTEP 2020 (8) (2020) 083C01, <https://pdg.lbl.gov/>. [doi:10.1093/ptep/ptaa104](#).
- [8] S. R. Slabospitsky, L. Sonnenschein, TopReX generator (version 3.25): Short manual, Comput. Phys. Commun. 148 (2002) 87–102. [arXiv:hep-ph/0201292](#), [doi:10.1016/S0010-4655\(02\)00471-X](#).
- [9] S. Grancagnolo, Top quark pair-production cross section measurements at LHC, PoS DIS2019 (2019) 152. [doi:10.22323/1.352.0152](#).