

PREPARED FOR SUBMISSION TO JHEP

CERN-TH-2021-103

OUTP-21-18P

MCnet-21-13

IPPP/21/05

Initial State Radiation in the Herwig 7 Angular-Ordered Parton Shower

**Gavin Bewick^a Silvia Ferrario Ravasio^{a,b} Peter Richardson^{a,c}
Michael H. Seymour^d**

^a*Institute for Particle Physics Phenomenology, Durham University*

^b*Rudolf Peierls Centre for Theoretical Physics, University of Oxford, Oxford, UK*

^c*Theoretical Physics Department, CERN, Switzerland*

^d*Lancaster-Manchester-Sheffield Consortium for Fundamental Physics, Department of Physics and Astronomy, University of Manchester, M13 9PL, U.K.*

E-mail: gavin.bewick@durham.ac.uk,

silvia.ferrario@physics.ox.ac.uk,

peter.richardson@durham.ac.uk, Michael.Seymour@manchester.ac.uk

ABSTRACT: We study the simulation of initial-state radiation in angular-ordered parton showers in order to investigate how different interpretations of the ordering variable affect the logarithmic accuracy of such showers. This also enables us to implement a recoil scheme which is consistent between final-state and initial-state radiation. We present optimal values of the strong coupling and intrinsic transverse momentum to be used in each version of the parton shower, tuned using Z^0 -boson production at the LHC at 7 TeV. With these tuned showers, we perform a phenomenological study of the Drell-Yan process at several centre-of-mass energies.

Contents

1	Introduction	1
2	Kinematics	3
2.1	One emission	4
2.2	Multiple emissions	4
2.2.1	p_{\perp} -preserving scheme	5
2.2.2	q^2 -preserving scheme	5
2.2.3	Dot-product preserving scheme	5
2.2.4	Summary	6
3	Double Gluon Emission	7
3.1	p_{\perp} -preserving scheme	7
3.2	q^2 -preserving scheme	8
3.3	Dot-product preserving scheme	8
4	Global recoil strategy for Z and Z+jet production	9
5	Drell–Yan production	10
5.1	Tuning	11
5.2	Results	13
6	Conclusions	19
A	Global recoil	21
A.1	Drell–Yan: initial-initial correlations	21
A.2	Deep inelastic scattering: initial-final correlations	23
A.3	General case	24

1 Introduction

The complex hadronic final states of high energy particle collisions require the use of General Purpose Monte Carlo (GPMC) event generators to turn the fundamental theory into predictions of the observable final states. These event generators take a calculation of a hard scattering process and evolve it down in scale using a parton shower (PS) algorithm to a low energy scale where perturbation theory breaks down and a hadronization model is used to convert the coloured partons into hadrons,

which can then also decay using a non-perturbative model. A model of Multiple Parton Interactions (MPI) is also required to describe hadron-hadron collisions.

Research in this area over the last decade has focused on matching the parton shower with fixed-order hard processes, but there have also been recent attempts to improve the parton shower algorithms themselves. It was one such work [1] on the problems dipole showers¹ face even at leading-logarithmic accuracy that prompted us to make similar analyses of the **Herwig 7** angular-ordered parton shower [4].

Logarithmic accuracy can be defined in terms of how well the PS reproduces the singular limits of soft-collinear matrix elements of QCD. In the limit where gluon emission is widely separated in angle and energy then for n emissions there will be $2n$ large logarithms, L , and the emission probability is proportional to $\alpha_s^n L^{2n}$. These are the Leading Logarithmic (LL) contributions. For emissions which are collinear **or** occur at commensurate energies the emission probability is proportional to $\alpha_s^n L^{2n-1}$ and these are the next-to-leading logarithmic contributions. Parton shower algorithms are formally only LL accurate, but by using quasi-collinear splitting functions, the transverse momentum as the scale of the strong coupling and the Catani-Marchesini-Webber (CMW) [5] scheme for the two-loop coupling, they are also able to account for LL (leading logarithmic) and NLL (next-to-leading logarithmic) contributions with the exception of soft wide-angle gluon emission.

In Ref. [4] we examined how the choice of recoil scheme in the shower affects the logarithmic accuracy for final-state radiation (FSR). We found that of the three schemes presented, the “ p_\perp preserving” and the “dot-product preserving” schemes both satisfied conditions to be NLL accurate while the “ q^2 preserving” scheme, which was the default of **Herwig 7** prior to that publication, was not NLL accurate.

In addition to FSR, there is also initial state radiation (ISR) to consider. The modelling of ISR can have a large impact on the transverse momentum distributions of colour-singlet systems produced in hadron collisions. The Drell-Yan (DY) process, in which a pair of leptons is produced in a hadron collision, is an example of a “standard-candle process”, as the lepton momenta can be measured precisely to validate our understanding of QCD. Thus, it is of paramount importance to provide accurate theoretical predictions for this process. Issues arising from transverse momentum recoil due to ISR in dipole showers were addressed in Ref. [6]. These were mainly related to the fact that a final state singlet, such as in Drell-Yan production, receives a non-vanishing transverse momentum contribution only from the very first shower emission. The authors proposed to allow the incoming partons to take the transverse momentum recoil, and then realign them with the beam directions at the end of the showering phase. Although this solution mitigates the problem, it is not sufficient to reach NLL accuracy, because the shower will still face the same

¹This work focused on the PYTHIA 8 [2] and Dire [3] dipole showers but the issues raised apply to all dipole showers.

recoil-scheme related problems present for final-state radiation [1].

In angular-ordered showers these issues are absent, both for the initial- and final-state showers, but spurious NLL terms may arise depending on the interpretation of the ordering variable in the presence of multiple emissions, as already found in Ref. [4] in the context of FSR. For this reason, in this work we present the findings of our study into the effects of recoil scheme on ISR in the angular-ordered shower, focusing on the schemes which are NLL accurate for FSR. This also enables us to formulate a recoil scheme which is consistent between FSR and ISR, and perform phenomenological studies of Drell-Yan processes. In this work we considered several prescriptions to improve the description of the hardest emission, and we provided dedicated tunes for all the considered options.

In Sec. 2 we describe the implementation of the kinematic mapping for multiple emissions for different interpretations of the ordering variable. In Sec. 3 we discuss the radiation pattern for the case of two soft emissions well separated in rapidity. The global recoil necessary to ensure full momentum conservation for the production of a colour singlet in hadron-hadron collisions is discussed in Sec. 4 (more details and the implementation for more generic processes is discussed in appendix A). Comparisons with experimental data for Z - and W -boson production are presented in Sec. 5. We present our conclusions in Sec. 6.

2 Kinematics

We consider the emission of initial-state radiation from a parton coming from a proton. Conventionally, we consider such a parton as shower progenitor and evolve the shower backwards from the scale of the hard emission to the cutoff. We adopt the Sudakov decomposition for particles such that

$$p_l = \alpha_l P + \beta_l n + k_{\perp l}, \quad (2.1)$$

where the reference vectors P and n are the momentum of the parent hadron and a light-like vector which points in the opposite direction.² $k_{\perp l}$ is orthogonal to both P and n . For the parton that enters the hard scattering process $\alpha_l = x$, where x is the fraction of the hadron's momentum that enters the hard scattering process. The parameter β_l can be found by imposing that the external particles are on their mass shell.

When we consider an ISR splitting $\widetilde{ij} \rightarrow i, j$ we denote with i the space-like child and with j the time-like one. Space-like partons are always considered massless, while the time-like parton can have a mass $m_j \neq 0$. This means that when a $g \rightarrow b\bar{b}$

²In the hadron-hadron frame for colour-singlet processes such as Drell-Yan, or if the colour partner is in the initial state. For processes with an outgoing colour partner, for example DIS, the direction of the colour partner in the Breit frame is used.

splitting is considered, one quark will be considered as massless, while the final-state one will be treated as massive. The parent parton is on-shell and massless and it acquires an increasingly negative virtuality as it emits towards the hard scattering. The momenta obey

$$P^2 = 0, \quad P \cdot n \neq 0, \quad n^2 = 0, \quad P \cdot k_{\perp l} = n \cdot k_{\perp l} = 0, \quad (2.2)$$

so that the transverse momenta are defined relative to the direction of P and n . This also means that $k_{\perp l}$ is space-like.

2.1 One emission

We consider the case of one emission. If we use the usual Sudakov decomposition the momenta are

$$p_{\tilde{i}j} = xP; \quad (2.3a)$$

$$p_j = (1 - z)p_{\tilde{i}j} + \beta n + p_{\perp}; \quad (2.3b)$$

$$p_i = p_{\tilde{i}j} - p_j = zp_{\tilde{i}j} - \beta n - p_{\perp}, \quad (2.3c)$$

where z is the light-cone momentum fraction

$$z = \frac{p_i \cdot n}{p_{\tilde{i}j} \cdot n}. \quad (2.4)$$

The coefficient β can be determined by requiring that p_j is on its mass-shell

$$\beta = \frac{m_j^2 + |p_{\perp}|^2}{2(1 - z)xP \cdot n}. \quad (2.5)$$

The virtuality of the space-like parton is

$$p_i^2 = -2p_j \cdot p_{\tilde{i}j} + m_j^2 = \frac{-(|p_{\perp}|^2 + zm_j^2)}{(1 - z)} \quad (2.6)$$

and the ordering variable can be defined as

$$\tilde{q}^2 = \frac{-p_i^2}{1 - z} = \frac{2p_j \cdot p_{\tilde{i}j} - m_j^2}{1 - z} = \frac{(|p_{\perp}|^2 + zm_j^2)}{(1 - z)^2}. \quad (2.7)$$

2.2 Multiple emissions

When multiple emissions are considered (*i.e.* j acquires a positive virtuality p_j^2 and/or $\tilde{i}j$ undergoes a further initial-state splitting), we cannot preserve simultaneously p_i^2 , $p_j \cdot p_{\tilde{i}j}$ and p_{\perp}^2 .

It can be shown that in this case the virtuality of i is

$$p_i^2 = -\frac{|p_{\perp}|^2 + zp_j^2 - z(1 - z)p_{\tilde{i}j}^2}{1 - z}. \quad (2.8)$$

By comparing Eq. (2.8) with Eq. (2.6), we notice that the on-shell mass m_j^2 has been replaced with the virtuality p_j^2 and we have also a term proportional to $p_{\tilde{i}j}^2$, which is zero when only one emission is concerned. In order to complete the kinematic reconstruction we thus need to find an expression of $|p_\perp|^2$ as a function of \tilde{q}^2 , p_j^2 and $p_{\tilde{i}j}^2$.

2.2.1 p_\perp -preserving scheme

If we preserve the transverse momentum of each emission, we have

$$\tilde{q}^2 \equiv \frac{|p_\perp|^2 + zm_j^2}{(1-z)^2}, \quad (2.9)$$

which immediately yields

$$|p_\perp|^2 = (1-z)^2 \tilde{q}^2 - zm_j^2. \quad (2.10)$$

2.2.2 q^2 -preserving scheme

If we preserve the virtuality of the emission, we obtain

$$\tilde{q}^2 \equiv \frac{-p_i^2}{1-z}, \quad (2.11)$$

By inverting Eq. (2.8) and using the above expression for p_i^2 we get

$$|p_\perp|^2 = (1-z)^2 \tilde{q}^2 + z(1-z)p_{\tilde{i}j}^2 - zp_j^2. \quad (2.12)$$

Since $p_{\tilde{i}j}^2 < 0$ and $p_j^2 > 0$, during the evolution $|p_\perp|^2$ will decrease, and can eventually become negative, as already found in the context of FSR [4].

2.2.3 Dot-product preserving scheme

The final choice we examine is the dot-product preserving scheme:

$$\tilde{q}^2 \equiv \frac{2p_j \cdot p_{\tilde{i}j} - m_j^2}{1-z}, \quad (2.13)$$

from which we derive

$$2p_j \cdot p_{\tilde{i}j} = (1-z)\tilde{q}^2 + m_j^2. \quad (2.14)$$

By inverting Eq. (2.8) and using $p_i^2 = (p_{\tilde{i}j} - p_j)^2$,

$$|p_\perp|^2 = (1-z)^2 \tilde{q}^2 - p_j^2 - (1-z)^2 p_{\tilde{i}j}^2 + (1-z)m_j^2. \quad (2.15)$$

In this case we see that during the evolution of the time-like parton j , $|p_\perp|$ is reduced, while during the evolution of the space-like parton $\tilde{i}j$ it is increased. We need to ensure that there is still a physical solution, *i.e.* $|p_\perp|^2 \geq 0$, following subsequent initial- and final-state radiation. As further ISR can only increase $|p_\perp|^2$ there is

no problem, however subsequent FSR can reduce $|p_\perp|^2$ and so we must ensure that further final-state radiation satisfies

$$p_j^2 \leq (1-z)^2 \tilde{q}^2. \quad (2.16)$$

As shown in Ref. [4], the angular-ordering condition for final-state radiation, $\tilde{q}_j < (1-z)\tilde{q}$, will ensure that for further time-like radiation ³

$$p_j^2 \leq \frac{\tilde{q}_j^2}{2}, \quad (2.17)$$

and therefore the angular-ordering condition ensures that

$$p_j^2 \leq (1-z)^2 \frac{\tilde{q}^2}{2}, \quad (2.18)$$

which ensures there will always be a physical solution for $|p_\perp|^2$.

2.2.4 Summary

Remembering that we always consider the case in which $m_i = m_{i\tilde{j}} = 0$, we can summarize all the $|p_\perp|^2$ expressions using

$$|p_\perp|^2 = (1-z)^2(\tilde{q}^2 - P_{i\tilde{j}}^2) + (1-z)M_j^2 - P_j^2 - (1-z)(m_i^2 - M_{i\tilde{j}}^2), \quad (2.19)$$

where

$$P_l^2 = M_l^2 = m_l^2 \quad (2.20)$$

in the p_\perp -preserving scheme,

$$P_l^2 = M_l^2 = p_l^2 \quad (2.21)$$

in the q^2 preserving scheme, and

$$P_l^2 = p_l^2, \quad M_l^2 = m_l^2 \quad (2.22)$$

in the dot-product preserving scheme.

It can be shown that Eqs. (2.19) and (2.8) are valid also in case of ISR from a resonance. The derivation is identical to the pure ISR case, with the exception that $m_i = m_{i\tilde{j}} \neq 0$ and that the ordering variable for one emission is

$$\tilde{q}^2 = \frac{-p_i^2 + m_i^2}{1-z} = \frac{2p_j \cdot p_{i\tilde{j}} - m_j^2}{1-z} = \frac{|p_\perp|^2 + zm_j^2 + (1-z)^2 m_i^2}{(1-z)^2}. \quad (2.23)$$

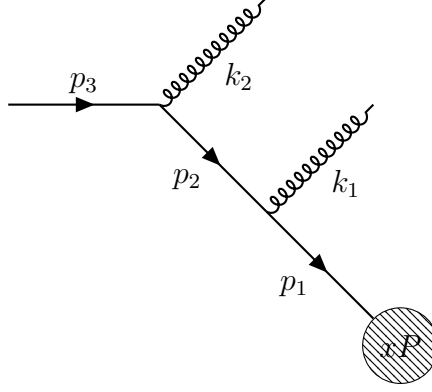


Figure 1. Kinematics of double soft gluon emission, in the angular ordered parton shower, for ISR.

3 Double Gluon Emission

To discuss the impact on the logarithmic accuracy of the recoil scheme, we focus now on the case of double soft gluon emission from an incoming quark line, as shown in Fig. 1.

Using the Sudakov decomposition described in the previous section:

$$p_3 = \alpha P; \quad (3.1a)$$

$$k_2 = (1 - z_2)p_3 + \beta_2 n + p_{\perp 2}; \quad (3.1b)$$

$$p_2 = p_3 - k_2 = z_2 p_3 - \beta_2 n - p_{\perp 2}; \quad (3.1c)$$

$$k_1 = (1 - z_1)z_2 p_3 + \beta_1 n - (1 - z_1)p_{\perp 2} + p_{\perp 1}; \quad (3.1d)$$

$$p_1 = p_2 - k_1 = z_1 z_2 p_3 - [\beta_1 + \beta_2]n - z_1 p_{\perp 2} - p_{\perp 1}, \quad (3.1e)$$

where the β_i are determined by the requirement that $k_i^2 = 0$ and $\alpha = x/(z_1 z_2)$. In a space-like shower backwards evolution is used, so the partons are labelled in ascending order the further they are from the hard process.

All recoil schemes are equivalent for the last emission, therefore

$$|p_{\perp 2}|^2 = (1 - z_2)^2 \tilde{q}_2^2 = \epsilon_2^2 \tilde{q}_2^2, \quad p_2^2 = -(1 - z_2) \tilde{q}_2^2 = -\epsilon_2 \tilde{q}_2^2, \quad (3.2)$$

where we have introduced $\epsilon_2 = 1 - z_2 \rightarrow 0$ in the soft limit. The values of p_1^2 and $|p_{\perp 1}|$ depend on the interpretation of the ordering variable.

3.1 p_{\perp} -preserving scheme

For the p_{\perp} -preserving scheme, we have

$$|p_{\perp 1}|^2 = (1 - z_1)^2 \tilde{q}_1^2. \quad (3.3)$$

³See Ref. [4] Eqn 4.11 and the surrounding text.

Thus, from Eq. (2.8)

$$p_1^2 = -(1 - z_1)\tilde{q}_1^2 - z_1(1 - z_2)\tilde{q}_2^2. \quad (3.4)$$

If both emissions are soft (*i.e.* $1 - z_i \equiv \epsilon_i \rightarrow 0$), we have

$$|p_{\perp 1}|^2 = \epsilon_1^2 \tilde{q}_1^2, \quad p_1^2 = -\epsilon_1 \tilde{q}_1^2 - (1 - \epsilon_1)\epsilon_2 \tilde{q}_2^2 \approx -\epsilon_1 \tilde{q}_1^2 - \epsilon_2 \tilde{q}_2^2. \quad (3.5)$$

As for final-state radiation, this implies that the largest contribution to the virtuality can also come from subsequent emissions if for example $\epsilon_1 \ll \epsilon_2$. However, since the transverse momentum of previously emitted gluons is unchanged, this scheme will reproduce the pattern of multiple independent soft emissions widely separated in angle.

3.2 q^2 -preserving scheme

For the q^2 -preserving scheme, we have

$$p_1^2 = -(1 - z_1)\tilde{q}_1^2, \quad (3.6)$$

thus inverting Eq. (2.8)

$$|p_{\perp 1}|^2 = (1 - z_1) [(1 - z_1)\tilde{q}_1^2 - z_1(1 - z_2)\tilde{q}_2^2], \quad (3.7)$$

which means that $|p_{\perp 1}|^2$ decreases and is not guaranteed to be positive. In the soft limit

$$|p_{\perp 1}|^2 \approx \epsilon_1 (\epsilon_1 \tilde{q}_1^2 - \epsilon_2 \tilde{q}_2^2), \quad p_1^2 = -\epsilon_1 \tilde{q}_1^2. \quad (3.8)$$

Clearly if $\epsilon_2 \gg \epsilon_1$, the kinematics of the first emission is significantly modified. This, as we saw in Ref. [4], causes NLL issues, so we will not consider this scheme further.

3.3 Dot-product preserving scheme

When preserving the dot-product

$$p_1^2 = (p_2 - k_1)^2 = p_2^2 - 2p_2 \cdot k_1 = -(1 - z_2)\tilde{q}_2^2 - (1 - z_1)\tilde{q}_1^2. \quad (3.9)$$

From Eq. (2.23) we have

$$|p_{\perp 1}|^2 = (1 - z_1)^2 [\tilde{q}_1^2 - p_2^2] = (1 - z_1)^2 [\tilde{q}_1^2 + (1 - z_2)\tilde{q}_2^2]. \quad (3.10)$$

Thus in the soft limit

$$|p_{\perp 1}|^2 = \epsilon_1^2 (\tilde{q}_1^2 + \epsilon_2 \tilde{q}_2^2) \approx \epsilon_1^2 \tilde{q}_1^2, \quad p_1^2 = -\epsilon_1 \tilde{q}_1^2 - \epsilon_2 \tilde{q}_2^2. \quad (3.11)$$

It is interesting to notice that in the case of ISR, subsequent emissions tend to increase $|p_{\perp 1}|^2$, while in the case of FSR the opposite behaviour takes place (see Ref. [4]). In any case, when ϵ_1 and ϵ_2 are both small, regardless of which one is smaller, this scheme reproduces the p_{\perp} -preserving one, thus it is capable of describing the matrix element for multiple independent soft gluon emissions.

4 Global recoil strategy for Z and Z +jet production

In a parton shower algorithm in which each parton showers independently, it is necessary to ‘re-assemble’ the individual partons to produce the full event. Since the partons’ virtualities are shifted by the showering, it is not possible to preserve all momentum components simultaneously, and some momentum must be shuffled between partons. We call the algorithm by which this is done the global recoil strategy.

In this section we summarize the global recoil strategy applied to the cases of Z and Z +jet production. More details and the generalization to an arbitrary colour structure are discussed in appendix A. We stress that in the presence of only soft and/or collinear emissions, the global recoil strategy amounts to power suppressed changes to the rapidity and the transverse momentum of partons emitted from initial state radiation and thus does not alter the discussion presented in the previous section.

Let us consider a Drell–Yan process, which at LO is described by the annihilation of a $q\bar{q}$ pair into a massive gauge boson. Each incoming parton is identified as a *shower progenitor* by the Herwig angular-ordered shower, and thus showered independently. The two initial partons form a colour-connected neutral system so the transverse momentum of each new emission is defined with respect to the $q\bar{q}$ direction. After the showering phase, the original incoming partons have acquired a negative virtuality and a transverse momentum. The total transverse momentum imbalance is reabsorbed by the Z boson, but there is some freedom in how to impose longitudinal momentum conservation. Three options are possible:

1. we fix the Z -boson rapidity;
2. we fix the longitudinal momentum of the Z boson;
3. we preserve the new off-shell momentum of the shower progenitor that does not contain the hardest emission.

The latter option is the default behaviour, as it allows for a simpler matching with higher order matrix elements. Indeed for one emission it exactly reproduces the kinematics of the Catani-Seymour initial-initial dipole [7]. All these options ensure that, in the case of multiple soft emissions well separated in rapidity, the transverse momentum of the Z is given by the vector sum of all the emissions’ transverse momenta and that the Z rapidity can receive only suppressed power corrections $\mathcal{O}(p_{\perp}^2/m_Z^2)$.

In section Sec. 5 we will present our results for Z and Z +jet matched predictions. In the latter case, also the final state quark can be identified as a *shower progenitor*, which is colour connected to an initial parton. The global recoil strategy applied in this case is a hybrid between the one we just discussed for the production of a

colour singlet, and the one developed for Deep Inelastic Scattering (DIS) processes. To be concrete, let us consider the $qe^- \rightarrow qe^-$ DIS process, which proceeds through a colour neutral t -channel exchange. The kinematic reconstruction and the transverse momentum are defined in the Breit frame, where the two quarks are back-to-back. Such a mapping must leave the momenta of the two electrons unchanged, thus the final-state quark and its *children*, *i.e.* the partons produced during its parton-shower evolution, need to absorb the transverse momentum imbalance due to initial state radiation. A longitudinal boost is also applied to the incoming (outgoing) parton and its children to ensure that the t -channel propagator is preserved.

For Z +jet production, the shower progenitor which leads to the hardest emission is reconstructed first together with its colour evolution partner. If they form an initial-initial dipole, the kinematic reconstruction devised for the Drell–Yan case is adopted, while if they form an initial-final dipole the one for DIS is implemented. Then one proceeds to the reconstruction of the remaining shower progenitor momentum, which is colour connected to a gluon jet which has already been reconstructed. In this case, the gluon jet will be boosted again to absorb the recoil of its second colour partner.

5 Drell–Yan production

To investigate the performance of the new recoil scheme for the angular-ordered shower, we compared predictions for the DY process at $\sqrt{s} = 7, 8$ and 13 TeV with ATLAS and CMS data.

We have considered several options for the treatment of the hardest emission. We simulated leading order (LO) predictions, with matrix element corrections (MEC) to improve the description of the hardest emission and to populate the *dead zone*, *i.e.* the region of phase space not populated by the angular-ordered shower. We also simulated next-to-leading order (NLO) predictions, obtained from **Matchbox** [8] machinery, which allows the inclusion of next-to-leading order corrections in either the **MC@NLO** [9] or **POWHEG** [10] matching schemes.

For LO+MEC predictions, by default **Herwig** uses leading-order parton distribution functions (PDFs). However, the usage of NLO PDFs is also possible as this introduces higher-order differences beyond the level of accuracy of the calculation.⁴ Thus, for illustrative purposes, in the next sections we compare LO results obtained with both LO and NLO PDFs, finding small differences as expected.

⁴Here we refer to the PDF employed to evaluate the matrix element and to perform the ISR evolution. The underlying event (UE) is not included, as it has no impact on the transverse momentum of the Z boson, which is only affected by ISR, in the **Herwig 7** model. For the UE, the usage of LO PDFs is recommended as the combination of leading order matrix elements and PDFs is a better approximation to the NLO result than LO matrix elements and NLO PDFs due to the different behaviours of the gluon distribution at small x .

When using the POWHEG method, it is possible to separate the real emission contribution into a singular and a non-singular part, and exponentiate in the Sudakov form factor only the former contribution, while the latter is generated as a Born-like event with a higher particle multiplicity. This separation is somewhat arbitrary and in **Herwig** is controlled by the hard scale profile [11], which we turn off in our simulation (*i.e.* we exponentiate all the real corrections).

When the hardest emission generated by the POWHEG algorithm is inside the phase space region accessible to the parton shower algorithm (*i.e.* it is not in the *dead zone*), the kinematics are always reconstructed as a Z event. However, in the case that the hardest emission is in the *dead zone*, we consider two options. The first is to reconstruct the event as a Z +jet hard process when the hardest emission is in the *dead zone*. We label this behaviour as “POWHEG” in the plots below. But we also consider the option of always reconstructing the event as a shower emission from a Z event, which we label as “POWHEG (aS)”. We consider the first to be more self-consistent, but the second is actually the current **Herwig** default. This choice has a negligible impact on the description of the small Z -boson transverse momentum, but leads to sizeable differences in the high- p_\perp tails of distributions.

5.1 Tuning

Before comparing **Herwig** predictions with the experimental data, we need to tune the parameters sensitive to ISR: the intrinsic p_\perp , *i.e.* the non-perturbative intrinsic transverse momentum for the partons inside the incoming hadron, and the strong coupling α_s (which is given in the CMW [5] scheme). To this end, we have introduced the possibility of setting the value of α_s for ISR independently from that which was previously tuned for FSR. We do not consider an independent variation of the minimum transverse momentum used as a shower cutoff, p_\perp^{\min} , because it is strongly anti-correlated with α_s . Therefore it is sufficient only to tune α_s and set p_\perp^{\min} to its FSR value of ≈ 1 GeV [4]⁵. We consider only the dot-product and transverse-momentum preserving schemes, as the virtuality preserving scheme was found to have NLL issues in Ref. [4].

The parametric dependence of the distributions is obtained from the **Professor** [12] program, which also finds the parameter values that minimise the χ^2 distribution for the data we are using and parameters we are fitting. To avoid being dominated only by points with a small experimental uncertainty, during the minimization procedure we set the minimum experimental uncertainty to 1%. We compare the events analysed with **Rivet** [13] to the ATLAS Drell–Yan Z -boson production data at 7 TeV [14–16]. To reduce correlations, we consider the transverse

⁵For the dot-product preserving scheme $p_\perp^{\min} = 0.958$ GeV, while for the p_\perp preserving one $p_\perp^{\min} = 0.900$ GeV.

momentum of the Z boson reconstructed from muons, and the angular correlations between e^+e^- pairs produced from the Z decay.

Since in our simulation we use only the matrix elements for Z plus 0 or 1 jet, we are unable to perform a realistic description of the high p_\perp spectrum, which would require the matching with higher multiplicity matrix elements as the parton shower approximation is not valid in this region. For this reason, when tuning we consider only bins in which the Z transverse momentum is smaller than 50 GeV and $\phi_\eta^* < 0.8$.⁶

The results of our tuning procedure for the several predictions described in Sec. 5 are shown in Tab. 1. We notice that the behaviour of the dot-product and p_\perp preserving schemes is similar, except when the POWHEG scheme is adopted and the hardest emission inside the *dead zone* is treated as a shower emission (aS). For all the considered cases, the new dot-product preserving scheme always yields a better chi-squared. We also find that the value of α_s for ISR is considerably larger than the one for FSR obtained in Ref. [4]. In particular, at LO (+MEC) the tuned value of α_s is very close to 0.1256 in the CMW scheme, which corresponds to the well known value $\alpha_s = 0.118$ in the $\overline{\text{MS}}$ scheme. The usage of NLO PDFs for LO predictions does not yield a significant difference with respect to the default choice of using LO PDFs. On the other hand, when adopting the MC@NLO matching the value of the strong coupling is always smaller and the χ^2 is slightly worse. The predictions obtained with the POWHEG scheme are those with the largest chi-squared, and the tuned value of α_s is always larger than the expected value of 0.1256. When we always treat the hardest emission as a shower emission (aS), the dot-product preserving scheme yields the best chi-squared, with $\alpha_s = 0.1255$. This is in contrast with our expectations, as the treatment of emissions in the *dead zone* as part of the hard process is better motivated. Furthermore, as we have already said, this is the only case where we find a significant discrepancy (both in the chi-squared and in the tuned value of the strong coupling) between the p_\perp and the dot-product preserving schemes.

It is not a surprise that the value of the coupling obtained by tuning the dot-product preserving scheme predictions is smaller than the one from the p_\perp scheme, as subsequent emissions tend to increase the transverse momentum of previously emitted partons (see Sec. 3.3). This behaviour is opposite to the FSR case, where instead the dot-product preserving scheme yields an α_s value larger than in the p_\perp scheme [4].

In POWHEG we find a larger value of α_s since for the hardest emission, which is

⁶The variable ϕ_η^* is introduced in Ref. [15] and is defined as

$$\phi_\eta^* = \tan\left(\frac{\pi - \Delta\phi}{2}\right) \sin\theta^*, \quad (5.1)$$

with $\Delta\phi$ being the azimuthal opening angle between the two leptons and θ^* the scattering angle of the leptons with respect to the proton beam direction in the rest frame of the dilepton system.

Scheme	dot-product preserving					p_\perp preserving			
Accuracy	LO (NLO PDF)	LO	MC@NLO	POWHEG	POWHEG (aS)	LO	MC@NLO	POWHEG	POWHEG (aS)
ISR Shower Parameters									
α_s^{ISR}	0.1260	0.1247	0.1171	0.1341	0.1255	0.1264	0.1189	0.1352	0.1318
Intrinsic p_\perp	0.984	1.008	1.780	1.552	1.803	0.865	1.679	1.542	1.696
χ^2 of best fit point									
χ^2	521	590	719	1528	253	658	923	2551	914
χ^2/NDOF	2.8	3.2	3.9	8.3	1.4	3.6	5.0	13.8	5.0

Table 1. Tuned parameters and χ^2 for Drell–Yan Z -boson production events at 7 TeV .

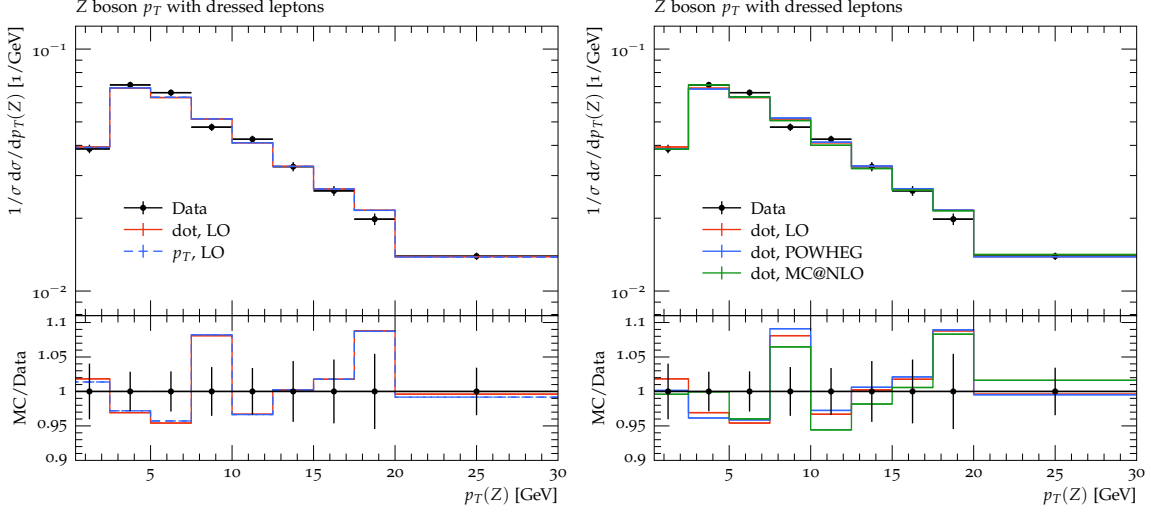


Figure 2. Normalised differential cross section as a function of Z p_\perp . CMS [17] data at 7 TeV compared to data generated by Herwig. In the left pane, LO (plus MEC) predictions in the dot-product and p_\perp preserving schemes, in the right pane LO and NLO predictions in the dot-product preserving scheme.

completely handled by Matchbox, the CMW prescription is not included in the strong coupling evaluation. We have re-run the fits with the CMW prescription implemented and obtain $\alpha_s \approx 0.125$ with distributions and χ^2 that are nearly identical.

5.2 Results

In this section we present the results of our simulations of vector boson production at the LHC and the impact of the recoil scheme and matching procedure on the accuracy of these simulations.

Z production at 7 TeV

We begin by illustrating the distributions of Z boson transverse momentum and ϕ_η^* at 7 TeV. We expect to find good agreement between all of our predictions and the data for small values of both transverse momentum and ϕ_η^* as we have tuned our parameters using the low- p_\perp range of these distributions.

In Fig. 2 we show the CMS measurement [17] of the transverse momentum of the Z boson in the low p_\perp region. We can observe that the dot-product and p_\perp

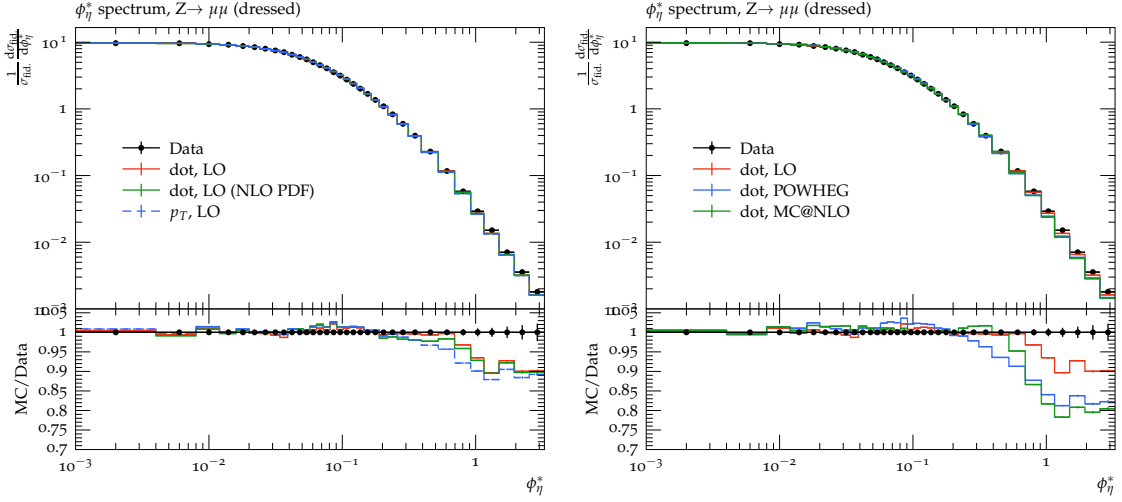


Figure 3. Normalised differential cross section of $Z \rightarrow \mu^+\mu^-$ as a function of the ϕ_η^* parameter of the Z boson. Herwig results compared to ATLAS [15] data at 7 TeV. In the left pane, a comparison of LO results from the dot-product (with both LO and NLO PDFs) and p_\perp preserving schemes. In the right pane, a comparison of LO and NLO results in the dot-product preserving scheme.

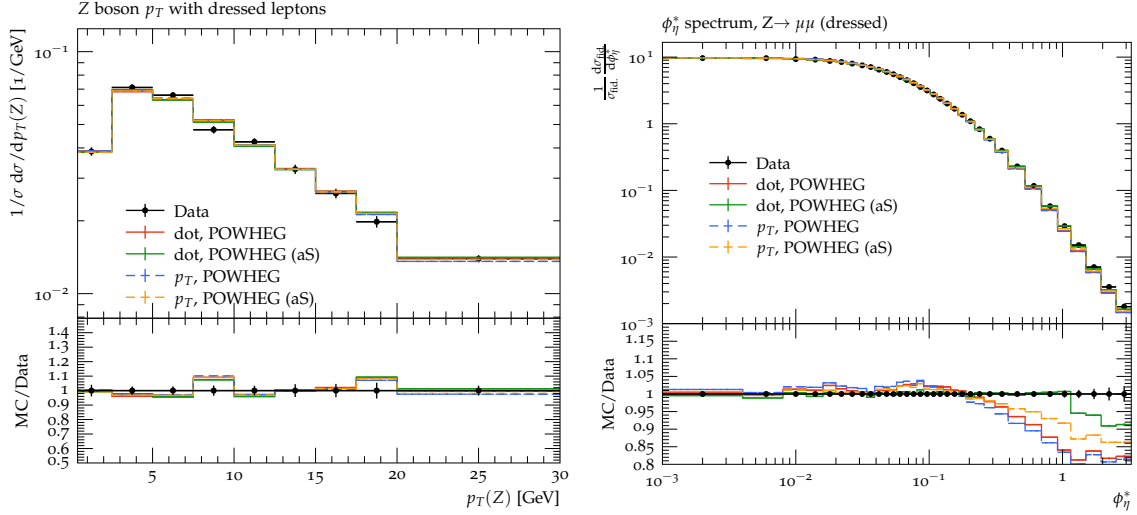


Figure 4. Normalised differential cross section of $Z \rightarrow \mu^+\mu^-$ as a function of $Z p_\perp$ (left panel) and of the ϕ_η^* parameter (right panel). Herwig results, obtained using the POWHEG matching prescription, are compared to CMS [17] and ATLAS [15] data at 7 TeV.

preserving schemes are almost identical (left pane), and very small differences are found including higher order corrections (right pane).

Fig. 3 illustrates the distribution of the ϕ_η^* parameter of the Z boson measured by the ATLAS collaboration[15]. Like the transverse momentum results, for small values of ϕ_η^* all the theoretical predictions are very similar and agree well with data.

We observe deviations between the recoil schemes (left panel) and among the several matching prescriptions (right panel) only for larger values of ϕ_η^* . It is interesting to notice that the LO predictions obtained using a NLO PDF (green curve in the left plot) are very similar to those obtained with the default LO PDF (red curve). We also notice that, at LO, the dot-product preserving scheme yields good agreement with data up to $\phi_\eta^* \sim 0.8$, which is the upper value we used in our tuning procedure, while 5% differences with respect to the data arise at $\phi_\eta^* \sim 0.8$ in the p_\perp -preserving scheme (blue curve in the left plot). Both the MC@NLO and POWHEG NLO predictions (right plot) give a poorer description of the data, with small discrepancies between $\phi_\eta^* \sim 0.02$ and $\phi_\eta^* \sim 0.1$, becoming very significant for $\phi_\eta^* > 0.2$ (POWHEG) or 0.5 (MC@NLO).

In Fig. 4 we compare the POWHEG predictions obtained treating hardest emissions in the dead zone as part of the hard process (*i.e.* as a genuine “real emission”), with those obtained treating the hardest emission always as a shower emission (aS). We notice that for small values of the Z -boson p_\perp (left panel), all the predictions are in good agreement. However, large differences arise when looking at the hard tail of the ϕ_η^* distribution (right panel), where all the Herwig predictions underestimate ATLAS data. The “real-emission” scheme, which is the best theoretically motivated, leads to the largest discrepancies with respect to the data. The “as shower” treatment yields significantly different predictions between the dot-product and p_\perp preserving schemes. As already seen in Tab. 1, POWHEG dot-product “as shower” (aS) results (green curve) are the ones that yield the best description of the experimental data.

W production at 7 TeV

As we have tuned using only the Z -boson transverse momentum distribution, we can use the impact of our tune on the transverse momentum of the W boson to assess the universality of our tuning procedure. In Fig. 5 we compare the ATLAS 7 TeV measurement [18] with our predictions in the dot-product (left) and p_\perp (right) preserving schemes. For W -boson transverse momentum values smaller than 50 GeV, all the predictions agree fairly well with the data, which are however plagued by large uncertainties. For larger values we see that all the theoretical predictions are systematically lower than the data, particularly those obtained using the NLO matched simulations.

Z production at 8 TeV

We now examine the Z boson distributions at 8 TeV, *i.e.* with a centre-of-mass energy slightly above the one we adopted for the tuning. The ATLAS measurements of Ref. [19] allow us to investigate the behaviour below and above the Z -boson mass peak region. Predictions in the peak region are similar to those described in the previous section and not shown here.

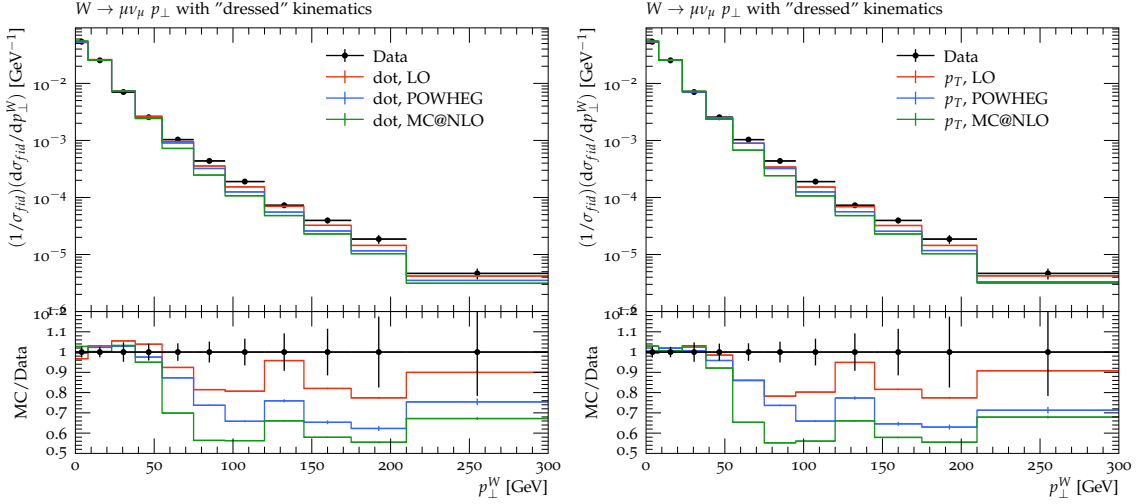


Figure 5. Differential normalized cross section of $W \rightarrow \mu\nu_\mu$ as a function of $W p_\perp$. Herwig compared to ATLAS [18] data at 7 TeV.

In Fig. 6 experimental data is compared to Herwig results in the dot-product preserving scheme. Above the Z -mass peak we get good agreement with the data for $p_\perp < 100$ GeV and $\phi_\eta^* < 1$. However, for masses below the peak the LO predictions overpopulate the low- p_\perp (ϕ_η^*) region and under populate the region with moderate p_\perp values. This feature is present also at NLO, but it is milder and discrepancies are only of the order of a few percent. In all cases, the high- p_\perp (ϕ_η^*) tail is not properly described. This is not surprising, as the proper treatment of this region would require higher order matrix elements.

Z production at 13 TeV

We conclude our phenomenological study by comparing Herwig predictions to CMS measurements at 13 TeV [20]. Fig. 7 shows the distribution of the Z boson transverse momentum for several rapidity ranges, with the upper-left plot showing the inclusive case. In Table 2 we present the results of χ^2 calculations for the full distributions of Z boson production at 13 TeV: p_\perp , ϕ_η^* and y (Z boson rapidity). The table also shows the total χ^2 of the p_\perp distributions for the y sub-ranges. For this calculation we consider only $p_\perp < 50$ and $\phi_\eta^* < 0.8$.

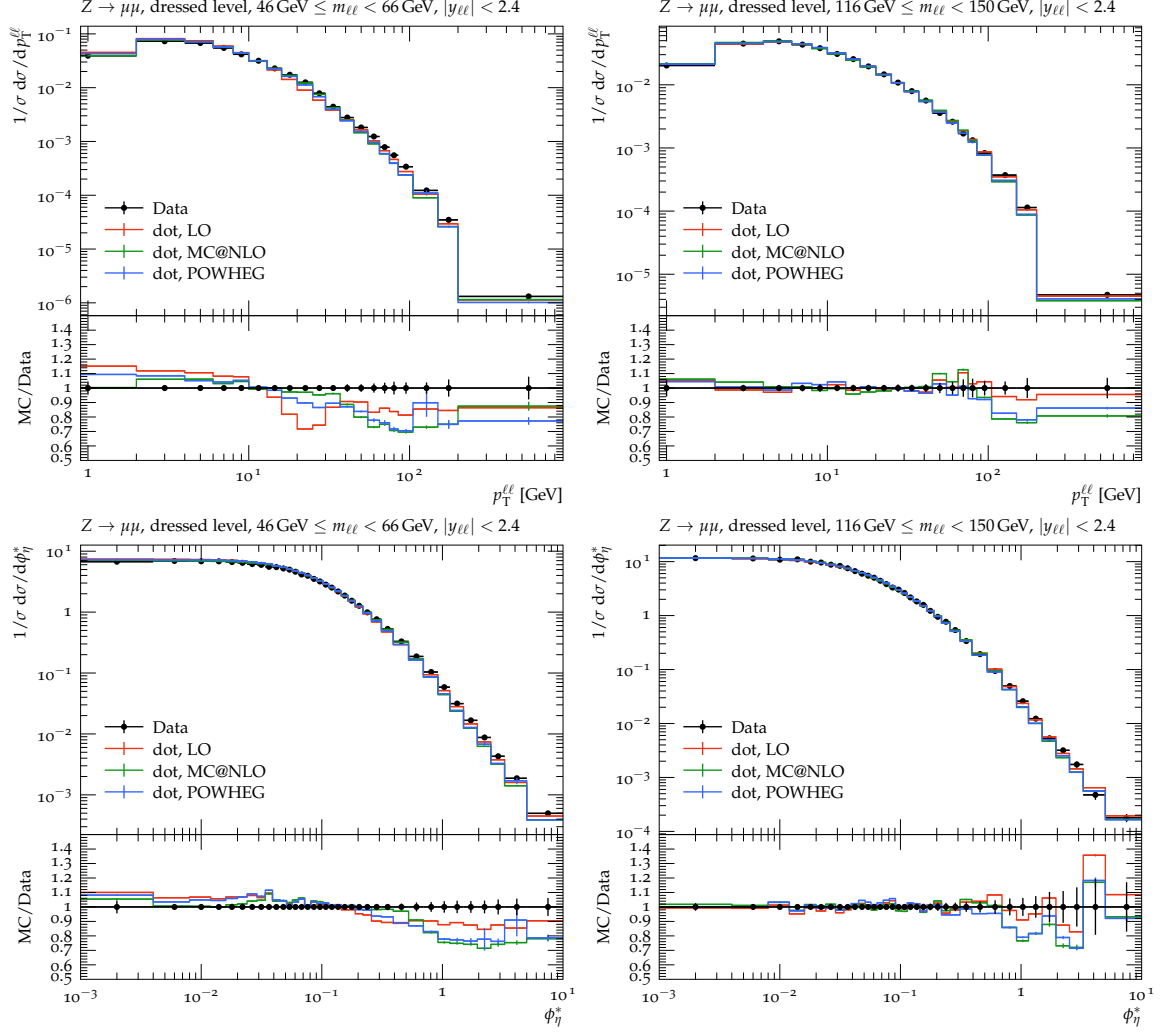


Figure 6. Differential normalized cross section of $Z \rightarrow \mu^+\mu^-$ as a function of the Z transverse momentum (upper pane) and ϕ_η^* (low pane), below (left) and above (right) the Z mass peak region. Herwig compared ATLAS [19] at 8 TeV.

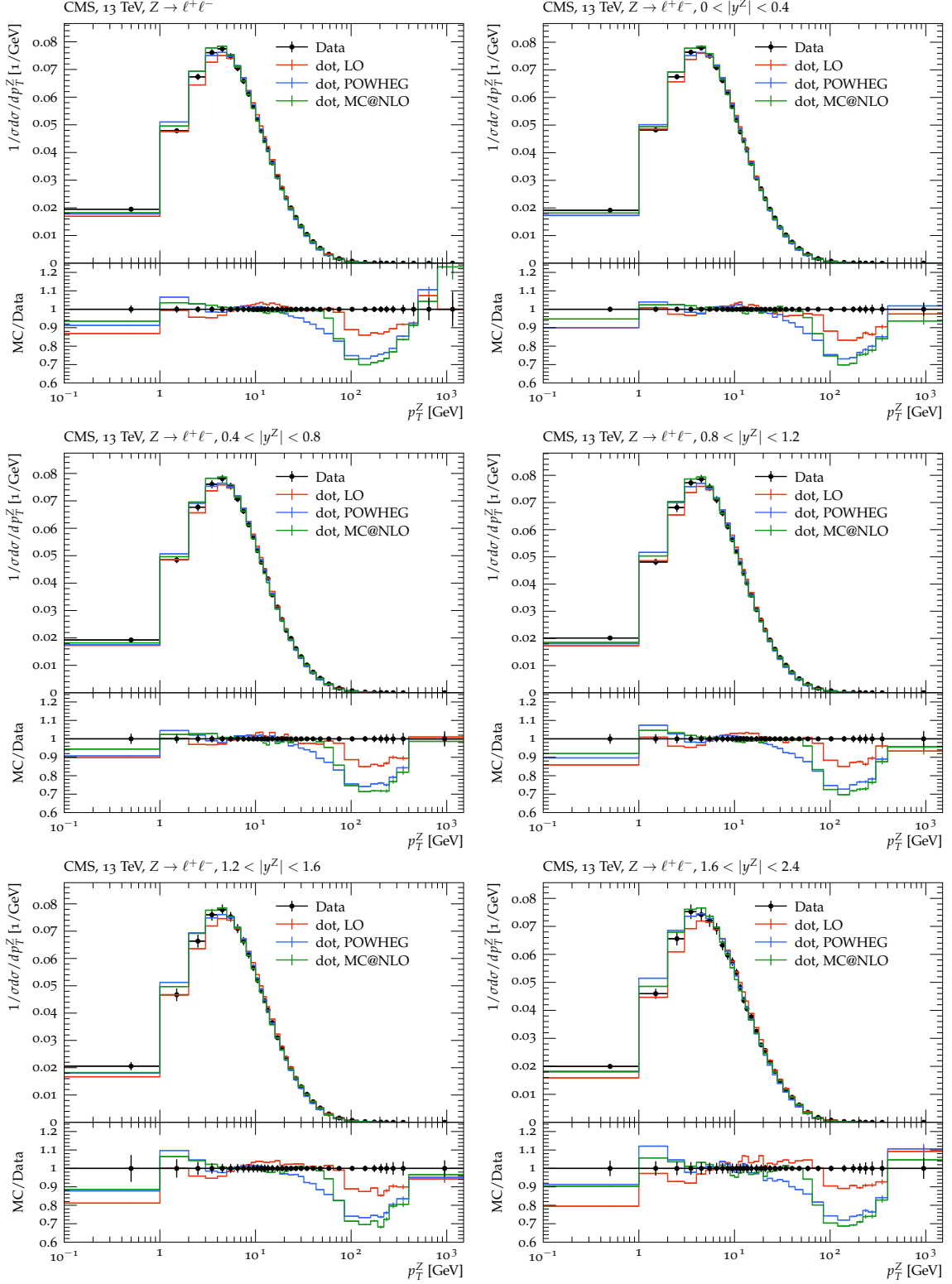


Figure 7. Differential normalized cross section as a function of Z p_\perp , broken down into different rapidity ranges. Herwig results are compared to CMS [20] data at 13 TeV.

Scheme	dot LO	dot MC@NLO	dot POWHEG	p_\perp LO	p_\perp MC@NLO	p_\perp POWHEG
χ^2						
p_\perp	57.94	30.81	300.2	130.8	37.75	517.1
ϕ_η^*	36.30	683.2	1230	243.3	1164	1712
y	106.4	22.84	11.60	102.4	24.35	11.16
p_\perp, y bins	401.8	147.8	1355	729.8	171.8	2332
Reduced χ^2						
$p_\perp (\chi^2/24)$	2.414	1.284	12.51	5.448	1.573	21.55
$\phi_\eta^* (\chi^2/26)$	1.396	26.90	47.30	9.359	44.76	65.86
$y (\chi^2/12)$	8.863	1.903	0.9668	8.535	2.029	0.9298
p_\perp, y bins ($\chi^2/120$)	3.348	1.232	11.29	6.081	1.431	19.43

Table 2. χ^2 results for Z Drell–Yan distributions at 13 TeV compared to CMS data[20]. For the Z -boson transverse momentum distributions, the χ^2 is computed only in the region $p_\perp < 50$ GeV, while for ϕ_η^* we consider only $\phi_\eta^* < 0.8$. The “ p_\perp, y bins” rows refer to the p_\perp distributions broken up into 5 distributions based on y .

We notice that all predictions, particularly those obtained using NLO matching prescriptions, track the data fairly well around the peak region, $p_\perp^Z \approx 10$ GeV, however large differences are found both in the large and in the small p_\perp regions. For very small p_\perp^Z values, the distribution is very sensitive to the modelling of the intrinsic p_\perp , which we have tuned at 7 TeV. For an improved description of the data, a new tuning could be performed for each centre-of-mass energy. Alternatively, the model of [21] could be used to predict the amount of transverse momentum built up by non-perturbative smearing throughout the perturbative evolution, as a function of the partonic and hadronic centre-of-mass energies.

Furthermore, from Table 2, we notice that given a matching procedure, the results obtained in the dot-product preserving scheme always yield a smaller χ^2 . The POWHEG predictions always lead to the worst descriptions of the data, apart from the rapidity distribution of the vector boson (y). This is not unexpected, since the parton shower is not allowed to change the rapidity of the Z boson⁷, thus the χ^2 value associated with the y distributions reported in Table 2 depends only on the matching procedure, and not on the recoil scheme.

6 Conclusions

In this paper we have generalized our previous study [4] of the logarithmic accuracy of angular-ordered parton showers to include initial-state radiation.

Similarly to the final-state case, we find that the q^2 -preserving scheme has problems in the strongly-ordered regime, with later emissions being able to modify the

⁷It should be noted that with the current reconstruction scheme y is not preserved, but it is subject only to minor changes as it is non-zero at leading-order.

kinematics of an earlier soft emission and diminish its logarithmic accuracy. For this reason, we have not considered it further.

We have extended the definition of the dot-product preserving scheme introduced in Ref. [4] to ISR. The implementation of this recoil option thus enables a consistent treatment of radiation which is emitted from the initial and final states. Like the p_{\perp} -preserving scheme, this does not modify earlier kinematics significantly, so that multiple-gluon emission inherits the correct radiation pattern of single-gluon emission. One significant difference compared to the final-state case is that in the initial state, additional soft gluon emissions add to the transverse momentum generated by the first emission, while in the final-state case, they reduce it. This has an impact on the value of α_s fitted to data, which we allow to be different for ISR and FSR.

Based on their logarithmic accuracy, we conclude that either the p_{\perp} -preserving or dot-product preserving scheme can be used for ISR. For the sake of consistency between the ISR case and the FSR case, where the dot-product preserving scheme is recommended, we recommend it also for ISR.

We have performed a dedicated tune of the non-perturbative parameters using Z -production data at 7 TeV for each recoil scheme and matching procedure that we considered. Due to the importance of gauge boson transverse momentum distributions for the LHC physics program, we have performed a phenomenological study of the Drell-Yan process using these tuned showers. Since the description of data is better with the dot-product preserving scheme than with the p_{\perp} -preserving scheme (regardless of the matching prescription employed), we recommend the use of the dot-product preserving scheme for the additional reason that it provides a better modelling of the data.

It is impossible to consider the description of data without also considering the choice of hard process and higher order matching scheme. Of the NLO schemes, the POWHEG (aS) scheme with the dot-product preserving shower gives the best description of data. We consider this scheme to be somewhat inconsistent, because it treats real emission in the dead zone that the shower cannot populate, as if it was a parton shower emission. Nevertheless, because of its significantly better description of data, we recommend that it remain Herwig’s default setting for now. The dot-product preserving reconstruction scheme will become the default also for ISR from the next Herwig release.

Acknowledgments

We thank our fellow Herwig authors for useful discussions, in particular Simon Plätzer for useful comments on the manuscript. This work has received funding from the UK Science and Technology Facilities Council (grant numbers ST/P000800/1, ST/P001246/1, ST/T001011/1, ST/T001038/1) and the European Union’s Horizon 2020 research and innovation programme as part of the Marie Skłodowska-Curie

Innovative Training Network MCnetITN3 (grant agreement no. 722104). S.F.R.’s work was also supported by the European Research Council (ERC) under the European Union’s Horizon 2020 research and innovation programme (grant agreement No. 788223, PanScales). G.B. thanks the UK Science and Technology Facilities Council for the award of a studentship.

A Global recoil

In this section we briefly describe the global recoil that is applied to hadron-collider events at the end of the showering phase to achieve momentum conservation. An exhaustive description of the recoil strategy of the previous **Herwig++** generator, which shares many similarities with the current one (adopted since the 7.0 release), can be found in Sec. 6.5.2 of Ref. [22].

After the parton shower evolution, the space-like shower progenitors (*i.e.* the partons colliding in the hard process) and the time-like ones (*i.e.* the final-state partons arising from the hard scattering) are no longer on their mass shell, having acquired a negative or positive virtuality. Furthermore, the colliding particles have also acquired some transverse momentum that must be redistributed among the final-state progenitors and their daughter partons. We therefore need to perform some momentum reshuffling to ensure momentum conservation. How this is performed depends on whether the colour partner is an initial- or final-state parton.

The details of the algorithm for final-final correlations can be found in Sec. 6.4.2 of Ref. [22], here we focus on the case where ISR is involved.

A.1 Drell–Yan: initial-initial correlations

When we consider the production of colour-singlet systems, such as electroweak gauge bosons in Drell–Yan processes, we only have an initial-initial dipole.

We use the hadronic beam momenta p_{\oplus} and p_{\ominus} to define the Sudakov basis for the initial-shower algorithms. The suffix \oplus denotes the particle incident from the $+z$ direction, while \ominus from the $-z$ direction. The momenta of the colliding partons q_{\oplus} and q_{\ominus} can be written

$$q_{\oplus} = \alpha_{\oplus} p_{\oplus} + \beta_{\oplus} p_{\oplus} + q_{\perp\oplus}, \quad (\text{A.1})$$

where $q_{\perp\oplus}$ and $q_{\perp\ominus}$ are two space-like vectors orthogonal to the beam momenta.

We denote by p_{cms} the original final state momentum, *i.e.* the momentum of the colour singlet system. Prior to the inclusion of the shower

$$p_{\text{cms}} = x_{\oplus} p_{\oplus} + x_{\ominus} p_{\ominus}, \quad (\text{A.2})$$

but now the sum of the momenta of the incoming shower progenitors, $q_{\text{cms}} = q_{\oplus} + q_{\ominus}$ is different from p_{cms} . We can thus introduce two rescaling factors, k_{\oplus} to define the

shuffled momenta q'

$$q'_\oplus = \alpha_\oplus k_\oplus p_\oplus + \frac{\beta_\oplus}{k_\oplus} p_\oplus + q_{\perp\oplus}, \quad (\text{A.3})$$

which satisfy $q_\oplus^{2'} = q_\oplus^2$, and

$$q'_{\text{cms}} = q'_\oplus + q'_\ominus = \left(\alpha_\oplus k_\oplus + \frac{\beta_\ominus}{k_\ominus} \right) p_\oplus + \left(\alpha_\ominus k_\ominus + \frac{\beta_\oplus}{k_\oplus} \right) p_\ominus + q_{\perp\oplus} + q_{\perp\ominus} \quad (\text{A.4})$$

By imposing $q_{\text{cms}}'^2 = p_{\text{cms}}^2 = x_\oplus x_\ominus s$, where \sqrt{s} is the centre-of-mass energy of the hadronic collision, we obtain a constraint on the product of the rescaling factors $k_{\oplus\ominus} = k_\oplus k_\ominus$:

$$\alpha_\oplus \alpha_\ominus k_{\oplus\ominus}^2 + \left(\alpha_\oplus \beta_\ominus + \alpha_\ominus \beta_\oplus - x_\oplus x_\ominus + \frac{(q_{\perp\oplus} + q_{\perp\ominus})^2}{s} \right) k_{\oplus\ominus} + \beta_\oplus \beta_\ominus = 0. \quad (\text{A.5})$$

It is trivial to check that if no emission has occurred, *i.e.* $\alpha_\oplus = x_\oplus$, $\beta_\oplus = 0$ and $q_{\perp\oplus} = 0$, then $k_\oplus = k_\ominus = 1$ is a solution of eq. (A.5).

By default, we set the rescaling factor of the progenitor which had the largest transverse momentum emission to $k_{\oplus\ominus}$, and the other rescaling factor to 1. This choice makes matching with higher order matrix elements simpler as for one emission it exactly reproduces the kinematics of the Catani-Seymour dipole [7].⁸

Since q_\oplus and q'_\oplus have the same virtuality, it is possible to define a boost to transform q_\oplus to q'_\oplus . This boost is then applied to all the time-like children and the final space-like child produced during the showering phase.

We then need a second boost, which is applied to the original colour singlet final state, from p_{cms} to q'_{cms} , in order to absorb the transverse momentum $q_{\perp\oplus} + q_{\perp\ominus}$ that the colliding partons have acquired.

It is easy to check that

$$k_{\oplus\ominus} = 1 + \mathcal{O}\left(\frac{q_\oplus^2}{s}\right) + \mathcal{O}\left(\frac{q_\ominus^2}{s}\right), \quad (\text{A.8})$$

⁸An alternative option, which was the default in **Herwig++** and **FORTAN HERWIG**, is to preserve the rapidity of the colour-singlet system, *i.e.* that the ratio of p_\oplus and p_\ominus is identical in q'_{cms} and p^{cms} :

$$k_\oplus^2 = k_{\oplus\ominus} \frac{x_\oplus (\beta_\oplus + \alpha_\ominus k_{\oplus\ominus})}{x_\ominus (\beta_\ominus + \alpha_\oplus k_{\oplus\ominus})}. \quad (\text{A.6})$$

The last option is to preserve the longitudinal momentum, which leads to

$$\left(\alpha_\oplus + \frac{\beta_\ominus}{k_{\oplus\ominus}} \right) k_\oplus^2 + (x_\oplus - x_\ominus) k_\oplus - (\alpha_\ominus k_{\oplus\ominus} + \beta_\oplus) = 0. \quad (\text{A.7})$$

i.e. the rescaling coefficients are equal to 1 plus power-suppressed corrections, thus the boosts applied to the daughters of the time-like shower progenitors do not alter the logarithmic accuracy of the result.⁹

A.2 Deep inelastic scattering: initial-final correlations

We now consider deep inelastic processes, *i.e.* when the incoming parton with momentum p_{in} is colour connected to an outgoing parton with momentum p_{out} . We want our recoil strategy to preserve the transferred momentum, defined as

$$Q^2 = -(p_{\text{in}} - p_{\text{out}})^2. \quad (\text{A.9})$$

In the Breit frame

$$p_{\text{in}} = \frac{Q}{2} \left[1 + \frac{m_{\text{out}}^2}{Q^2}; \vec{0}, +1 + \frac{m_{\text{out}}^2}{Q^2} \right] \quad (\text{A.10})$$

$$p_{\text{out}} = \frac{Q}{2} \left[1 + \frac{m_{\text{out}}^2}{Q^2}; \vec{0}, -1 + \frac{m_{\text{out}}^2}{Q^2} \right] \quad (\text{A.11})$$

$$\Delta p = p_{\text{in}} - p_{\text{out}} = Q \left[0; \vec{0}, 1 \right], \quad (\text{A.12})$$

where m_{out} is the on-shell mass of the outgoing shower progenitor colour connected to the incoming one. We introduce a set of basis vectors

$$n_1 = Q \left[1; \vec{0}, 1 \right], \quad n_2 = Q \left[1; \vec{0}, -1 \right], \quad (\text{A.13})$$

so that

$$\Delta p = \frac{1}{2} (n_1 - n_2), \quad (\text{A.14})$$

and the momentum of the incoming jet, after the radiation, can be written as

$$q_{\text{in}} = \alpha_{\text{in}} n_1 + \beta_{\text{in}} n_2 + q_{\perp}. \quad (\text{A.15})$$

The transverse momentum component of q_{in} must be absorbed by the outgoing progenitor q_{out} (and its daughters), so we first perform a rotation that leads to

$$q_{\text{out}} = \alpha_{\text{out}} n_1 + \beta_{\text{out}} n_2 + q_{\perp}, \quad (\text{A.16})$$

where $\beta_{\text{out}} = \frac{1}{2}$.

We introduce rescaling factors $k_{\text{in,out}}$ that allow us to define the shuffled momenta

$$q'_{\text{in,out}} = \alpha_{\text{in,out}} k_{\text{in,out}} n_1 + \frac{\beta_{\text{in,out}}}{k_{\text{in,out}}} n_2 + q_{\perp}. \quad (\text{A.17})$$

⁹By default we boost only the time-like jet that contains the hardest emission, however if we adopt one of the alternative reconstruction options we need to build two separate boosts, one for each incoming shower progenitor.

We impose

$$\Delta p = p_{\text{in}} - p_{\text{out}} = q'_{\text{in}} - q'_{\text{out}}, \quad (\text{A.18})$$

which leads to

$$\alpha_{\text{in}} k_{\text{in}} - \alpha_{\text{out}} k_{\text{out}} = \frac{1}{2}, \quad \frac{\beta_{\text{in}}}{k_{\text{in}}} - \frac{\beta_{\text{out}}}{k_{\text{out}}} = -\frac{1}{2}. \quad (\text{A.19})$$

Each of these rescalings can be implemented via a boost applied to the progenitor and to its daughter particles.

If we assume that $m_{\text{out}} \ll Q^2$, we can write

$$\alpha_{\text{in}} = \beta_{\text{out}} = \frac{1}{2}, \quad \beta_{\text{in}} = \mathcal{O}\left(\frac{p_{\text{in}}^2}{Q}\right), \quad \alpha_{\text{out}} = \mathcal{O}\left(\frac{p_{\text{out}}^2}{Q}\right), \quad (\text{A.20})$$

which implies that

$$k_{\text{in,out}} = 1 + \mathcal{O}\left(\frac{p_{\text{in}}^2}{Q}\right) + \mathcal{O}\left(\frac{p_{\text{out}}^2}{Q}\right), \quad (\text{A.21})$$

i.e. the boost only leads to power-suppressed corrections and does not alter the logarithmic structure of the result.

A.3 General case

For more complicated colour structures (like *e.g.* Z +jet production) we need a more general procedure.

The default approach used by **Herwig++** from version 2.3 and the one employed by **FORTAN HERWIG** and **Herwig++** versions prior to 2.3 are both detailed in Ref. [22], here we want to present the new approach introduced in **Herwig 7**, which uses the information on the colour structure as much as possible.

The jet associated with the progenitor which leads to the hardest emission is reconstructed first. By default, its evolution partner is also reconstructed.¹⁰ The procedure is then repeated with the next unreconstructed jet with the hardest emission. Since a gluon has two colour partners, it is shifted twice, once by the recoil from each of its partners.

For the case of DY production with matrix element corrections, the hardest emission is considered as part of the hard process (and thus treated as a shower progenitor and not as a shower emission) only when it is inside the dead zone. For **POWHEG** matched DY production, by default a profile function is employed to decide whether the first emission should be treated as a shower emission (and exponentiated in the Sudakov) or as part of the hard process. However, in this work, we switch off this profiling mechanism and we always exponentiate the hardest emission, but we treat it as a shower progenitor when it is inside the *dead zone*. For **MC@NLO** matched DY production, the first emitted parton is always interpreted as part of the hard process, *i.e.* as a shower progenitor.

¹⁰Optionally, the evolution partner absorbs only the recoil, therefore staying on its mass-shell, but the full jet arising from its evolution is not reconstructed yet.

In any of these cases, the global recoil is obtained by rescaling the momenta of the progenitors. However, since such rescalings are equal to 1 plus power-suppressed corrections, they do not interfere with the logarithmic structure of the result.

References

- [1] M. Dasgupta, F. A. Dreyer, K. Hamilton, P. F. Monni and G. P. Salam, *Logarithmic accuracy of parton showers: a fixed-order study*, *JHEP* **09** (2018) 033 [[1805.09327](#)].
- [2] T. Sjostrand and P. Z. Skands, *Transverse-momentum-ordered showers and interleaved multiple interactions*, *Eur. Phys. J. C* **39** (2005) 129 [[hep-ph/0408302](#)].
- [3] S. Höche and S. Prestel, *The midpoint between dipole and parton showers*, *Eur. Phys. J. C* **75** (2015) 461 [[1506.05057](#)].
- [4] G. Bewick, S. Ferrario Ravasio, P. Richardson and M. H. Seymour, *Logarithmic accuracy of angular-ordered parton showers*, *JHEP* **04** (2020) 019 [[1904.11866](#)].
- [5] S. Catani, B. R. Webber and G. Marchesini, *QCD Coherent Branching and Semi-Inclusive Processes at Large x* , *Nucl. Phys. B* **349** (1991) 635.
- [6] S. Platzer and S. Gieseke, *Coherent Parton Showers with Local Recoils*, *JHEP* **01** (2011) 024 [[0909.5593](#)].
- [7] S. Catani and M. Seymour, *A General algorithm for calculating jet cross-sections in NLO QCD*, *Nucl. Phys. B* **485** (1997) 291 [[hep-ph/9605323](#)].
- [8] S. Platzer and S. Gieseke, *Dipole Showers and Automated NLO Matching in Herwig++*, *Eur. Phys. J. C* **72** (2012) 2187 [[1109.6256](#)].
- [9] S. Frixione and B. R. Webber, *Matching NLO QCD computations and parton shower simulations*, *JHEP* **06** (2002) 029 [[hep-ph/0204244](#)].
- [10] P. Nason, *A New method for combining NLO QCD with shower Monte Carlo algorithms*, *JHEP* **11** (2004) 040 [[hep-ph/0409146](#)].
- [11] J. Bellm, G. Nail, S. Plätzer, P. Schichtel and A. Siódmok, *Parton Shower Uncertainties with Herwig 7: Benchmarks at Leading Order*, *Eur. Phys. J. C* **76** (2016) 665 [[1605.01338](#)].
- [12] A. Buckley, H. Hoeth, H. Lacker, H. Schulz and J. E. von Seggern, *Systematic event generator tuning for the LHC*, *Eur. Phys. J. C* **65** (2010) 331 [[0907.2973](#)].
- [13] A. Buckley, J. Butterworth, L. Lonnblad, D. Grellscheid, H. Hoeth, J. Monk et al., *Rivet user manual*, *Comput. Phys. Commun.* **184** (2013) 2803 [[1003.0694](#)].
- [14] ATLAS collaboration, G. Aad et al., *Measurement of the Z/γ^* boson transverse momentum distribution in pp collisions at $\sqrt{s} = 7$ TeV with the ATLAS detector*, *JHEP* **09** (2014) 145 [[1406.3660](#)].
- [15] ATLAS collaboration, G. Aad et al., *Measurement of angular correlations in Drell-Yan lepton pairs to probe Z/γ^* boson transverse momentum at $\sqrt{s}=7$ TeV with the ATLAS detector*, *Phys. Lett. B* **720** (2013) 32 [[1211.6899](#)].

- [16] ATLAS collaboration, G. Aad et al., *Measurement of the transverse momentum distribution of Z/γ^* bosons in proton–proton collisions at $\sqrt{s}=7$ TeV with the ATLAS detector*, *Phys. Lett. B* **705** (2011) 415 [[1107.2381](#)].
- [17] CMS collaboration, S. Chatrchyan et al., *Measurement of the Rapidity and Transverse Momentum Distributions of Z Bosons in pp Collisions at $\sqrt{s} = 7$ TeV*, *Phys. Rev. D* **85** (2012) 032002 [[1110.4973](#)].
- [18] ATLAS collaboration, G. Aad et al., *Measurement of the Transverse Momentum Distribution of W Bosons in pp Collisions at $\sqrt{s} = 7$ TeV with the ATLAS Detector*, *Phys. Rev. D* **85** (2012) 012005 [[1108.6308](#)].
- [19] ATLAS collaboration, G. Aad et al., *Measurement of the transverse momentum and ϕ_η^* distributions of Drell–Yan lepton pairs in proton–proton collisions at $\sqrt{s} = 8$ TeV with the ATLAS detector*, *Eur. Phys. J. C* **76** (2016) 291 [[1512.02192](#)].
- [20] CMS collaboration, A. M. Sirunyan et al., *Measurements of differential Z boson production cross sections in proton-proton collisions at $\sqrt{s} = 13$ TeV*, *JHEP* **12** (2019) 061 [[1909.04133](#)].
- [21] S. Gieseke, M. H. Seymour and A. Siodmok, *A Model of non-perturbative gluon emission in an initial state parton shower*, *JHEP* **06** (2008) 001 [[0712.1199](#)].
- [22] M. Bahr et al., *Herwig++ Physics and Manual*, *Eur. Phys. J. C* **58** (2008) 639 [[0803.0883](#)].