

The BINGO Project VII: Cosmological forecasts from 21cm intensity mapping

Andre A. Costa^{1*}, Ricardo G. Landim², Camila P. Novaes³, Linfeng Xiao⁴, Elisa G. M. Ferreira^{5,6}, Filipe B. Abdalla^{3,5,7,8}, Bin Wang^{1,4}, Elcio Abdalla⁵, Richard A. Battye⁹, Alessandro Marins⁵, Carlos A. Wuensche³, Luciano Barosi¹⁰, Francisco A. Brito^{10,11}, Amilcar R. Queiroz¹⁰, Thyrso Villela^{3,12,13}, Karin S. F. Fornazier⁵, Vincenzo Luccardo³, Larissa Santos^{1,4}, Marcelo V. dos Santos¹⁰, Jiajun Zhang¹⁴

(Affiliations can be found after the references)

Received Month Day, Year; accepted Month Day, Year

ABSTRACT

Context. The 21cm line of neutral hydrogen (HI) opens a new avenue in our exploration of the structure and evolution of the Universe. It provides complementary data to the current large-scale structure (LSS) observations with different systematics, and thus it will be used to improve our understanding of the Lambda Cold Dark Matter (Λ CDM) model. This will ultimately constrain our cosmological models, attack unresolved tensions, and test our cosmological paradigm. Among several radio cosmological surveys designed to measure this line, BINGO is a single-dish telescope mainly designed to detect baryon acoustic oscillations (BAOs) at low redshifts ($0.127 < z < 0.449$).

Aims. Our goal is to assess the fiducial BINGO setup and its capabilities of constraining the cosmological parameters, and to analyze the effect of different instrument configurations.

Methods. We used the 21cm angular power spectra to extract cosmological information about the HI signal and the Fisher matrix formalism to study BINGO's projected constraining power.

Results. We used the Phase 1 fiducial configuration of the BINGO telescope to perform our cosmological forecasts. In addition, we investigated the impact of several instrumental setups, taking into account some instrumental systematics, and different cosmological models. Combining BINGO with *Planck* temperature and polarization data, the projected constraint improves from a 13% and 25% precision measurement at the 68% confidence level with *Planck* only to 1% and 3% for the Hubble constant and the dark energy (DE) equation of state (EoS), respectively, within the Λ CDM model. Assuming a Chevallier–Polarski–Linder (CPL) parameterization, the EoS parameters have standard deviations given by $\sigma_{w_0} = 0.30$ and $\sigma_{w_a} = 1.2$, which are improvements on the order of 30% with respect to *Planck* alone. We also compared BINGO's fiducial forecast with future SKA measurements and found that, although it will not provide competitive constraints on the DE EoS, significant information about HI distribution can be acquired. We can access information about the HI density and bias, obtaining $\sim 8.5\%$ and $\sim 6\%$ precision, respectively, assuming they vary with redshift at three independent bins. BINGO can also help constrain alternative models, such as interacting dark energy and modified gravity models, improving the cosmological constraints significantly.

Conclusions. The fiducial BINGO configuration will be able to extract significant cosmological information from the HI distribution and provide constraints competitive with current and future cosmological surveys. It will also help in understanding the HI physics and systematic effects.

Key words. Cosmology – Baryon Acoustic Oscillations – 21cm Intensity Mapping

1. Introduction

Since the first direct measurement indicating the Universe undergoes an accelerated expansion phase from type Ia supernovae (SNIa; [Perlmutter et al. 1999](#); [Riess et al. 1998](#)), several other observations have been accumulated. They strengthen the evidence in favor of an accelerated phase in the Universe, whose standard driving force candidate is a cosmological constant, Λ .

In the current era of precision cosmology, measurements of the cosmic microwave background (CMB) by the *Planck* satellite, among others, provide constraints on the parameters of the standard Lambda Cold Dark Matter (Λ CDM) model with high precision ([Aghanim et al. 2020](#)). Other probes provide additional information about the Universe's evolution and are essential to indicate whether alternatives to the Λ CDM model are more suitable to explain the current observations ([Abdalla & Marins 2020](#)). In this direction, measurements of the 21cm line of neutral hydrogen (HI) are expected to be one of the leading cosmological probes in the next years, opening a new avenue to

survey the large-scale structure (LSS) of our Universe ([Pritchard & Loeb 2012](#)).

HI is a biased tracer of the galaxy distribution. Although the HI distribution can be resolved as in an optical galaxy survey ([Bacon et al. 2020](#)), its radio line requires a very large collecting area to obtain the necessary sensitivity for its detection. On the other hand, we can also map the total HI intensity on large angular scales with much smaller instruments ([Battye et al. 2013](#)). Intensity mapping (IM) measurements allow us to probe large volumes of the Universe in a much shorter amount of time compared with optical surveys where galaxies have to be resolved ([Battye et al. 2004](#); [Chang et al. 2008](#); [Loeb & Wyithe 2008](#); [Sethi 2005](#); [Visbal et al. 2009](#)). The technique is similar to measuring the CMB radiation, but with added redshift information. It is especially suited to measuring baryon acoustic oscillations (BAOs) in the post-reionization era, which are imprinted at large cosmological scales. Due to this combination of large volumes and extra evolutionary information, HI IM is a powerful and competitive probe in cosmology.

* andrecoستا@yzu.edu.cn

The first detection of H_I in a cosmological survey became a proof of concept that the IM technique can indeed be used to probe the LSS of our Universe (Kerp et al. 2011; Chang et al. 2010; Switzer et al. 2013; Masui et al. 2013). Even though these measurements were limited in area and sensitivity to extract cosmological information, they highlighted the challenges of such detections: systematics effects present in the observed H_I data and astrophysical foregrounds.

Systematic effects can come from the unknown cosmological evolution of both the H_I average density and bias. They can also be due to the $1/f$ noise present in the experiment (see, e.g., Maino et al. 1999; Seiffert et al. 2002; Meinhold et al. 2009), standing waves (Rohlfis & Wilson 2004), and contamination from radio frequency interference (RFI) at the site (Harper & Dickinson 2018). The presence of foregrounds is still one of the main challenges for the H_I signal detection (Battye et al. 2013; Bigot-Sazy et al. 2015). They originate from galactic and extra-galactic sources and can be orders of magnitude above the H_I signal. Our ability to remove foregrounds and properly understand systematic effects is crucial to adequately extracting the H_I signal that can be used for cosmological studies.

Several ongoing and upcoming telescopes will use the IM technique to measure BAOs from the 21cm line, such as the Canadian Hydrogen Intensity Mapping Experiment¹ (CHIME; Bandura et al. 2014), Five-hundred-meter Aperture Spherical Radio Telescope² (FAST; Nan et al. 2011), Square Kilometer Array³ (SKA; Santos et al. 2015), Tianlai⁴ (Chen 2012), and BAO from Integrated Neutral Gas Observations⁵ (BINGO; Battye et al. 2012, 2016; Wuensche & the BINGO Collaboration 2019; Abdalla et al. 2021a). BINGO aims to measure the H_I IM at low- z precisely enough to constrain the cosmological parameters; it is projected to be a Stage II⁶ probe, competitive in the context of current and future cosmological surveys.

One of the first steps of any proposed experiment is to access its capability of providing useful data and its theoretical ability to constrain parameters. In this sense, it is necessary to forecast its ability and precision to extract valuable physical information and constrain various models. In this paper we forecast the potential of BINGO to constrain the cosmological parameters, assuming an ideal data output, and to help us understand the properties of DE, which is one of the main goals of this experiment (Abdalla et al. 2021a).

This is paper VII in a series of papers describing the BINGO project. The theoretical and instrumental projects are in papers I and II (Abdalla et al. 2021a; Wuensche et al. 2021), the optical design in paper III (Abdalla et al. 2021b), the mission simulation in paper IV (Liccardo et al. 2021), further steps in component separation and bispectrum analysis in paper V (Fornazier et al. 2021), and a mock is described in paper VI (Zhang et al. 2021).

This paper is organized as follows. Section 2 presents the theoretical 21cm angular power spectra, which will be used to constrain our cosmological models. In Sect. 3 we introduce the Fisher matrix formalism that is considered in our forecasts. Our results are described in Sect. 4 for several different experiment configurations and cosmological models. Finally, we summarize our conclusions in Sect. 5. In Appendix A we compare two independent 21cm angular power spectrum codes developed by

members of our collaboration, one of which is used throughout the present analysis.

2. 21cm angular power spectra

The 21cm line of H_I originates from the hyperfine structure of the hydrogen atom. Some astrophysical mechanisms can lead to a change in the H_I state and produce such a line, which is observed (redshifted) on Earth (for a review of 21cm Cosmology, see, e.g., Furlanetto et al. 2006; Pritchard & Loeb 2012). We relate the photon distribution coming from these sources by the 21cm brightness temperature, T_b , which at the background level is given by (Hall et al. 2013)

$$\begin{aligned} \bar{T}_b(z) &= \frac{3(h_p c)^3 \bar{n}_{\text{H I}} A_{10}}{32\pi k_B E_{21}^2 (1+z) H(z)} \\ &= 188 h \Omega_{\text{H I}}(z) \frac{(1+z)^2}{E(z)} \text{ mK}. \end{aligned} \quad (1)$$

Here A_{10} is the spontaneous emission coefficient, $\bar{n}_{\text{H I}}$ is the rest-frame average number density of H_I atoms at redshift z , $E_{21} = 5.88 \times 10^{-6}$ eV is the difference between the two energy levels associated with the H_I hyperfine splitting, $E(z) = H(z)/H_0$ is the normalized Hubble parameter, where the Hubble constant is defined by $H_0 = 100h$ km s⁻¹Mpc⁻¹, $\Omega_{\text{H I}}(z)$ describes the H_I density parameter in units of the current critical density, and, finally, c , h_p , and k_B are the light speed, the Planck constant, and the Boltzmann constant, respectively.

At large scales we can treat inhomogeneities and anisotropies assuming small perturbations around the homogeneous and isotropic background. Matter density perturbations will feed the gravitational potentials, which will in turn modify the density distribution. Assuming the conformal Newtonian gauge, the metric takes the form

$$ds^2 = a^2(\eta) \left[(1 + 2\Psi(\eta, \mathbf{x})) d\eta^2 - (1 - 2\Phi(\eta, \mathbf{x})) d\mathbf{x}^2 \right], \quad (2)$$

where η is the conformal time, $a(\eta)$ is the scale factor, and Ψ and Φ are the space-time gravitational potentials. Assuming linear order perturbations, the fractional brightness temperature perturbation in the $\hat{\mathbf{n}}$ direction, at redshift z , is (Hall et al. 2013)

$$\begin{aligned} \Delta_{T_b}(z, \hat{\mathbf{n}}) &= \delta_{\text{H I}} - \frac{1}{\mathcal{H}} \hat{\mathbf{n}} \cdot (\hat{\mathbf{n}} \cdot \nabla \mathbf{v}) + \left(\frac{d \ln(a^3 \bar{n}_{\text{H I}})}{d\eta} - \frac{\dot{\mathcal{H}}}{\mathcal{H}} - 2\mathcal{H} \right) \delta\eta \\ &\quad + \frac{1}{\mathcal{H}} \dot{\Phi} + \Psi, \end{aligned} \quad (3)$$

where $\delta_{\text{H I}}$ is the H_I density perturbation, \mathbf{v} is its peculiar velocity, and \mathcal{H} is the Hubble parameter in conformal time. This expression takes into account all relativistic and line-of-sight components at post-reionization era⁷, assuming that the comoving number density of H_I is conserved at low redshifts and using the Euler equation $\dot{\mathbf{v}} + \mathcal{H}\mathbf{v} + \nabla\Psi = 0$.

As described in Hall et al. (2013), the terms in Eq. (3) have a simple physical explanation. The first term corresponds to the H_I density perturbation, which we relate to the underlying matter

¹ <https://chime-experiment.ca/>

² <http://fast.bao.ac.cn/en/FAST.html>

³ <https://www.skatelescope.org/>

⁴ http://tianlai.bao.ac.cn/wiki/index.php/Main_Page

⁵ <https://www.bingotelescope.org/en/>

⁶ Classification according to the Dark Energy Task Force (Albrecht et al. 2006).

⁷ At low redshift, the spin temperature (which relates the population in the excited state of the 21cm line to the ground state) is much higher than the CMB temperature. Therefore, the results are independent of the spin temperature, and the stimulated emission and absorption can be neglected.

distribution through some bias.⁸ The second term is the redshift-space distortion (RSD) component. The third term originates from the zero-order brightness temperature calculated at the perturbed time of the observed redshift. The fourth term comes from the part of the integrated Sachs-Wolfe (ISW) effect that is not canceled by the Euler equation. Finally, the last component arises from increments in redshift from radial distances in the gas frame.

Due to the full sky characteristic of 21cm radio surveys, it is natural to decompose the brightness temperature in spherical harmonics. Therefore, for a fixed redshift, we have

$$\Delta_{T_b}(z, \hat{\mathbf{n}}) = \sum_{\ell m} \Delta_{T_b, \ell m}(z) Y_{\ell m}(\hat{\mathbf{n}}). \quad (4)$$

If we express these perturbations in terms of their Fourier transform, we obtain

$$\begin{aligned} \Delta_{T_b, \ell}(\mathbf{k}, z) = & \delta_{\text{Hr}} j_{\ell}(k\chi) + \frac{kv}{\mathcal{H}} j'_{\ell}(k\chi) + \left(\frac{1}{\mathcal{H}} \dot{\Phi} + \Psi \right) j_{\ell}(k\chi) \\ & - \left[\frac{1}{\mathcal{H}} \frac{d \ln(a^3 \bar{n}_{\text{Hr}})}{d\eta} - \frac{\dot{\mathcal{H}}}{\mathcal{H}^2} - 2 \right] \left[\Psi j_{\ell}(k\chi) + v j'_{\ell}(k\chi) \right. \\ & \left. + \int_0^{\chi} (\dot{\Psi} + \dot{\Phi}) j_{\ell}(k\chi') d\chi' \right], \end{aligned} \quad (5)$$

where $j_{\ell}(k\chi)$ are spherical Bessel functions, which depend on the wave number k and the comoving distance χ , and their primes denote derivatives with respect to the argument.

In order to extract information about the Hr distribution, we need to access the statistical properties of the 21cm brightness temperature signal. The first statistical moment is the average, which corresponds to the background value in Eq. (1). Assuming linear perturbations the second object, the one-point correlation function, should be zero. Therefore, the next term is the two-point correlation function or its Fourier transform, the power spectrum. This is related to the angular cross-spectra by

$$C_{\ell}(z_i, z_j) = 4\pi \int d \ln k \mathcal{P}_{\mathcal{R}}(k) \Delta_{T_b, \ell}^W(\mathbf{k}, z_i) \Delta_{T_b, \ell}^{W'}(\mathbf{k}, z_j), \quad (6)$$

where $\mathcal{P}_{\mathcal{R}}(k)$ corresponds to the dimensionless power spectrum of the primordial curvature perturbation \mathcal{R} , and

$$\Delta_{T_b, \ell}^W(\mathbf{k}, z) = \int_0^{\infty} dz \bar{T}_b(z) W(z) \Delta_{T_b, \ell}(\mathbf{k}, z) \quad (7)$$

sums up all the contributions to the signal in the redshift bin defined by the normalized window function $W(z)$.

Figure 1 shows all the independent contributions to the 21cm angular spectrum at the first and last redshift bins of BINGO with a bandwidth of 9.33 MHz. We can observe that as we go to higher redshifts the contributions from the ISW effect and potentials increase. This happens because in a Λ CDM cosmology the gravitational potentials decrease with the scale factor at late times and, as we go to higher redshifts, the ISW effect sums the contributions over a wider range. The other terms in the 21cm spectrum behave differently at large and small scales. At the first redshift bin of BINGO, they are higher at the largest scales and are gradually surpassed by the spectra of the last bin at small scales.

⁸ Following Hall et al. (2013), we calculate the Hr density perturbation in the comoving gauge as $\delta_{\text{Hr}} = b_{\text{Hr}} \delta_m^{\text{syn}} + \left(\frac{d \ln(a^3 \bar{n}_{\text{Hr}})}{d\eta} - 3\mathcal{H} \right) \frac{v}{k}$, where b_{Hr} is the Hr bias, δ_m^{syn} is the synchronous-gauge matter overdensity, and v is the Newtonian-gauge matter velocity.

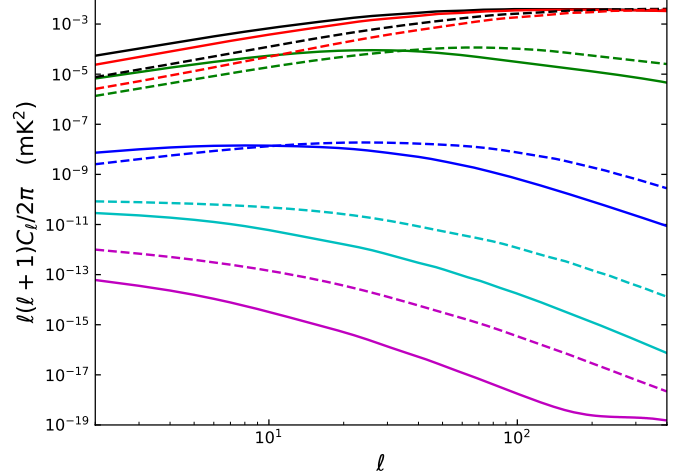


Fig. 1. Brightness temperature perturbation power spectrum at $z = 0.13$ (solid lines) and $z = 0.45$ (dashed lines) with a 9.33 MHz bandwidth. The auto-spectra of the full signal (black) and of each individual term are shown, generically grouped as Newtonian-gauge density (red), redshift-space distortions (green), velocity term (blue), all potential terms evaluated at the source position (cyan), and the ISW component (magenta). The power spectrum is dominated by the Hr overdensity at small scales and has a significant contribution from RSD at large scales.

3. The Fisher matrix

We forecast the constraints from the upcoming 21cm IM BINGO telescope using the Fisher matrix formalism. The Fisher matrix for the parameters θ_i of a model \mathcal{M} is defined as the ensemble average of the Hessian matrix of the log-likelihood. Assuming Gaussian probability distribution with zero mean and covariance \mathbf{C} , the Fisher matrix can be calculated as (Teunink et al. 1997)

$$F_{ij} \equiv \left\langle -\frac{\partial^2 \ln \mathcal{L}}{\partial \theta_i \partial \theta_j} \right\rangle = \frac{1}{2} \text{Tr} \left[\mathbf{C}^{-1} \frac{\partial \mathbf{C}}{\partial \theta_i} \mathbf{C}^{-1} \frac{\partial \mathbf{C}}{\partial \theta_j} \right]. \quad (8)$$

The covariance \mathbf{C} is the sum of the signal and noise spectra estimators. Considering only the thermal and shot noises, it can be written as

$$\mathbf{C} = C_{\ell}(z_i, z_j) + C_{\ell}^{\text{shot}}(z_i, z_j) + N_{\ell}(z_i, z_j). \quad (9)$$

The inverse of the Fisher matrix gives the covariance among the parameters with diagonal elements corresponding to the 1σ marginalized constraints.

Analogously to what is done in the CMB case, we use the $a_{\ell m}$ values for the pixelization scheme, where

$$\langle a_{\ell m}(z_i) a_{\ell' m'}^*(z_j) \rangle = \delta_{\ell \ell'} \delta_{m m'} C_{\ell}(z_i, z_j). \quad (10)$$

We note that for the CMB all the $a_{\ell m}$ values are evaluated at the same redshift, while the 21cm signal has information about a 3D volume that can be analyzed in a tomographic way. Therefore, to extend the covariance matrix to the case of a 21cm experiment, we use our pixelization as $a_{\ell m}(z)$. Then, the CMB diagonal ma-

trix is transformed into a diagonal block matrix as

$$\mathbf{C} = \begin{bmatrix} A_{\ell=2} & 0 & \dots & 0 \\ 0 & A_3 & \dots & 0 \\ \vdots & \vdots & \dots & \vdots \\ 0 & 0 & \dots & A_n \end{bmatrix}, \quad (11)$$

where

$$A_\ell = (2\ell + 1) \begin{bmatrix} C_\ell(z_1, z_1) & C_\ell(z_1, z_2) & \dots & C_\ell(z_1, z_n) \\ C_\ell(z_2, z_1) & C_\ell(z_2, z_2) & \dots & C_\ell(z_2, z_n) \\ \vdots & \vdots & \dots & \vdots \\ C_\ell(z_n, z_1) & C_\ell(z_n, z_2) & \dots & C_\ell(z_n, z_n) \end{bmatrix}. \quad (12)$$

3.1. Model and parameters

The Λ CDM model is the present cosmological paradigm; it is the simplest model in exquisite agreement with a wide range of cosmological data. In this model the Universe is composed of baryons, photons, neutrinos, DM, and DE, and the gravitational interaction among them is described by general relativity (GR). The Universe begins with an extremely dense and hot plasma. During an early exponential expansion phase, quantum fluctuations in the field driving inflation seeded inhomogeneities in the primordial plasma, providing the initial conditions to all the cosmological structures we observe today. CDM yields the necessary gravitational potentials to amplify the initial fluctuations and DE, assumed as a cosmological constant (Λ), is responsible for the late-time cosmic acceleration. These two components are responsible for about 95% of the energy density budget today.

In this model we assume that the Universe is spatially flat and is governed by six cosmological parameters: Ω_b and Ω_c , the baryon and DM density parameters, respectively, with $\Omega_i = \rho_i/\rho_c$, where ρ_c is the critical density today; h , the Hubble constant parameter $H_0 = 100h \text{ km s}^{-1}\text{Mpc}^{-1}$; the reionization optical depth, τ ; the amplitude and spectral index of primordial scalar density perturbations, A_s and n_s , respectively.

The standard model assumes a DE given by a cosmological constant with EoS, $w = P/\rho = -1$. The simplest extension to this model consists in a dynamical DE with an EoS different from -1 . In most of this paper, we use the Chevallier–Polarski–Linder (CPL) parameterization (Chevallier & Polarski 2001; Linder 2003) as our fiducial cosmological model, which allows us to study the constraints on the evolution of the DE EoS. The CPL parameterization is a z -dependent Ansatz for the EoS of DE given by

$$w_{\text{CPL}}(z) = w_0 + w_a \frac{z}{1+z} \quad \text{or} \quad w_{\text{CPL}}(a) = w_0 + w_a(1-a), \quad (13)$$

where w_0 and w_a are constants and Λ CDM is recovered when $w_0 = -1$ and $w_a = 0$. Therefore, we vary the Fisher matrix with respect to the following set of cosmological parameters:

$$\theta = \left\{ \Omega_b h^2, \Omega_c h^2, h, \ln(10^{10} A_s), n_s, w_0, w_a, b_{\text{HI}} \right\}. \quad (14)$$

In addition, the 21cm spectra also depends on the HI density parameter Ω_{HI} , which we fix to its fiducial value. Our ability to constrain this parameter with BINGO and its effect on the cosmological constraints is left to Sect. 4.4.

As our fiducial values we have chosen the best fit from *Planck* 2018 (Aghanim et al. 2020), which we present in Table 1. We have calculated the partial derivatives numerically with a step size of $\pm 0.5\% \times \theta_i$. The step size should not be too large, to avoid a miscalculated derivative, nor too small, introducing

Table 1. Fiducial values for the cosmological parameters in Eq. (14) from *Planck* 2018 (Aghanim et al. 2020). The last two (extra) parameters come from HI physics, where we use the constant value for Ω_{HI} measured by Switzer et al. (2013).

Parameter	Fiducial value
$\Omega_b h^2$	0.022383
$\Omega_c h^2$	0.12011
h	0.6732
n_s	0.96605
A_s	2.1×10^{-9}
w_0	-1
w_a	0
b_{HI}	1
Ω_{HI}	6.2×10^{-4}

numerical noise. We checked for the stability of our derivatives to this choice.

BINGO will help put constraints on the late-time Universe parameters. The combination with other probes can break degeneracies among several parameters and improve these constraints. In particular, *Planck* has provided precise CMB measurements, which gives tight constraints on the standard Λ CDM model. Therefore, we will combine our 21cm IM forecasts with a prior obtained from the *Planck* 2018 TT + TE + EE + lowE likelihood data (Aghanim et al. 2020). Using the publicly available code CosmoMC (Lewis & Bridle 2002),⁹ we use the Markov chain Monte Carlo (MCMC) technique to estimate the covariance for the cosmological parameters from the *Planck* data. We then combine the *Planck* covariance with our 21cm IM Fisher matrices. It should be noted that, in general, the maximum likelihood from *Planck* will not coincide with our fiducial values. Here we assume that these constraints do not change significantly over the parameter space.

3.2. Thermal noise

The thermal noise describes the fundamental sensitivity of a radio telescope. It corresponds to the voltages generated by thermal agitations in the resistive components of the antenna receiver. It appears as a uniform Gaussian distribution over the sky, with theoretical noise level per pixel calculated by the radiometer equation (Wilson et al. 2013)

$$\sigma_T = \frac{T_{\text{sys}}}{\sqrt{\Delta\nu t_{\text{pix}}}}, \quad (15)$$

where T_{sys} is the total system temperature (antenna plus sky temperatures), $\Delta\nu$ is the frequency channel width, and t_{pix} is the integration time per pixel, which is related to the total observational time t_{obs} by

$$t_{\text{pix}} = t_{\text{obs}} n_{\text{beam}} n_f \frac{\Omega_{\text{pix}}}{\Omega_{\text{sur}}}, \quad (16)$$

where n_f denotes the number of feed horns, n_{beam} is the number of beams and polarizations in each horn, and Ω_{pix} and Ω_{sur} describe the pixel and total survey area, respectively.

Assuming the thermal noise between different frequencies are uncorrelated, the noise covariance can be calculated as

$$N_\ell = \sigma_T^2 \Omega_{\text{pix}} = \frac{T_{\text{sys}}^2}{\Delta\nu t_{\text{obs}}} \frac{\Omega_{\text{sur}}}{2n_f} = \frac{T_{\text{sys}}^2}{\Delta\nu t_{\text{obs}}} \left(\frac{4\pi f_{\text{sky}}}{2n_f} \right), \quad (17)$$

⁹ <https://cosmologist.info/cosmomc/>

where f_{sky} is the surveyed fraction of the sky and we have assumed two polarizations are measured.

The telescope also has a maximum beam resolution that should be taken into account. This effect reduces the signal by a factor of b_ℓ^2 , which is given by (Bull et al. 2015)

$$b_\ell(z_i) = \exp\left(-\frac{1}{2}\ell^2\sigma_{b,i}^2\right), \quad (18)$$

where $\sigma_{b,i} = \theta_B(z_i)/\sqrt{8\ln 2}$ with

$$\theta_B(z_i) = \theta_{\text{FWHM}}(\nu_{\text{center}}) \frac{\nu_{\text{center}}}{\nu_i}, \quad (19)$$

where ν_{center} is the middle frequency of the survey. Instead of reducing the signal power spectrum, we can think of the beam resolution as an increase in the noise by the inverse of b_ℓ^2 .

Table 2. Fiducial parameters of the BINGO telescope.

Parameters	BINGO
Frequency range	[980, 1260] MHz
Redshift range	[0.127, 0.449]
Number of frequency channels ¹⁰	30
Number of feed horns	28
Sky coverage with Galactic mask ¹¹	2900 deg ²
Observational time (t_{obs})	1 year
System temperature (T_{sys})	70 K
Beam resolution (θ_{FWHM})	40 arcmin

3.3. Shot noise

Due to the discrete nature of the sources emitting an H_I signal, the measured auto-spectra have a shot noise contribution in addition to the clustering part described in Sect. 2. The shot noise power spectrum can be calculated as (Hall et al. 2013)

$$C_\ell^{\text{shot}} = \frac{\bar{T}^2(z)}{\bar{N}(z)}, \quad (20)$$

where $\bar{N}(z)$ is the angular density of the sources; assuming a comoving number density $n = \frac{dN}{dV} = 0.03h^3 \text{ Mpc}^{-3}$ (Masui et al. 2010), the angular density is given by

$$\bar{N}(z) = \frac{dN}{d\Omega} = 0.03h^3 \text{ Mpc}^{-3} \frac{c}{H_0} \int \chi^2(z) \frac{dz}{E(z)}. \quad (21)$$

Figure 2 presents these contributions with respect to the H_I signal at the first and last redshift bins of BINGO.

¹⁰ According to BINGO's instrument paper (Wuensche et al. 2021), the actual number of frequency channels is much larger than considered here. Our value takes into account a smoothing in the raw data for cosmological analysis.

¹¹ If we consider the sky coverage with the horns moving ± 30 cm and a mask that removes about 20% of the sky, the area effectively covered can be increased to about 4000 square degrees (Abdalla et al. 2021b).

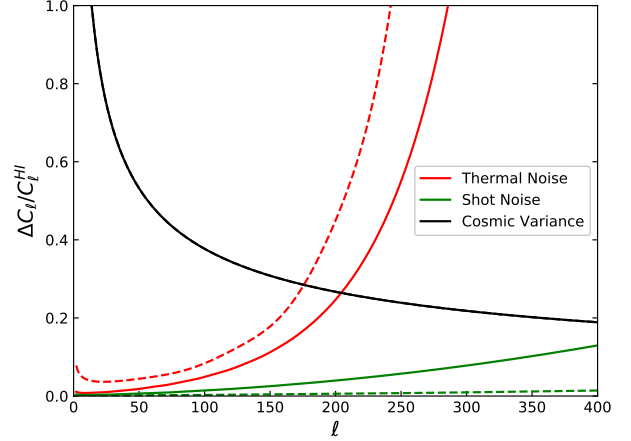


Fig. 2. Fractional uncertainties expected for the angular power spectrum for the BINGO experiment ($f_{\text{sky}} = 0.07$) for redshifts $z = 0.127$ (solid lines) and $z = 0.449$ (dashed lines) after 1 year of sky integration. The ratio is plotted between different sources of uncertainty (cosmic variance, shot noise, and thermal noise) and the H_I angular power spectrum, $\Delta C_\ell/C_\ell^{\text{H}_I}$, as a function of multipole. For the cosmic variance the standard formula, $\sqrt{2/(2\ell+1)f_{\text{sky}}}$, is used, and for the thermal and shot noise ΔC_ℓ is equal to their angular power spectrum multiplied by the cosmic variance factor.

3.4. 1/f noise

In addition to the thermal noise, significant contamination will come from the receiver system caused by gain fluctuations, the detector's temperature changes, quantum fluctuations, and power voltage variations. The power spectrum of this noise is expected to behave as a power law of the frequency. It is generally called pink noise, or more specifically 1/f noise at low frequencies. It introduces stripes along the scan direction in the observed maps (Bigot-Sazy et al. 2015), contaminates the H_I signal, and can dominate the Gaussian thermal noise. Therefore, 1/f noise is an important effect that must be taken into account in order to properly detect the H_I signal from single-dish IM radio telescopes.

The power spectral density (PSD) combining both the thermal and 1/f noise is the quadratic addition of the two components, given by (Seiffert et al. 2002; Bigot-Sazy et al. 2015)

$$\text{PSD}(f) = \sigma_T^2 \left[1 + \left(\frac{f_{\text{knee}}}{f} \right)^\alpha \right], \quad (22)$$

where σ_T is the thermal noise level in Eq. (15), f_{knee} is the frequency where the 1/f noise has the same amplitude as the thermal noise, and the spectral index $\alpha \approx 1 - 2$ is a parameter. In order to take into account correlations in the frequency direction, an extension to this equation has been proposed by Harper et al. (2018)

$$\text{PSD}(f, \omega) = \sigma_T^2 \left[1 + \left(\frac{f_{\text{knee}}}{f} \right)^\alpha \left(\frac{\omega_0}{\omega} \right)^{\frac{1-\beta}{\beta}} \right], \quad (23)$$

where $\omega = 1/\nu$ is another parameter, ranging from $\omega_0 = (N\Delta\nu)^{-1}$ to $\omega_{N-1} = (\Delta\nu)^{-1}$; N is the number of frequency channels with width $\Delta\nu$; and β is the correlation index that describes the 1/f noise correlation in frequency with values in the interval [0, 1]. The 1/f noise will be completely correlated across all frequency channels for $\beta = 0$ and completely uncorrelated if $\beta = 1$.

The effect of $1/f$ noise on 21cm angular power spectra and the final cosmological parameters were analyzed in (Chen et al. 2020) for SKA1-MID band 1 and band 2. Here we extrapolate these results for the case of BINGO. Given the redshift range of BINGO, we expect a degradation from $1/f$ noise that is more similar to what was obtained for SKA1-MID band 2.

In Chen et al. (2020) three cases were considered: with effectively no $1/f$ noise (completely removed by component separation techniques, $\beta = 0$); partially correlated $1/f$ noise ($\beta = 0.5$); and totally uncorrelated $1/f$ noise ($\beta = 1$). The other $1/f$ noise parameters were kept fixed: the slew speed $v_t = 1 \text{ deg s}^{-1}$; the knee frequency $f_{\text{knee}} = 1 \text{ Hz}$; and the spectral index $\alpha = 1$. From the area of the $w_0 \times w_a$ joint contour, they found that SKA1-MID band 2 alone was degraded by ≈ 1.5 with $\beta = 0.5$ and ≈ 2 with $\beta = 1$. Combining SKA band 2 with *Planck* the degradation was less than a factor of ≈ 1.3 even at $\beta = 1$.

As discussed in Chen et al. (2020), higher redshifts and smaller scales are more affected by $1/f$ noise. BINGO will reach lower redshifts than SKA1-MID band 2 and have a better angular resolution, which amplifies the $1/f$ noise as in our thermal noise in Sect. 3.2. Therefore, we expect that the $1/f$ noise will have a degradation factor at most of the same order as found for SKA1-MID band 2 in that paper. Moreover, we aim to obtain with BINGO a knee frequency of $\sim 1 \text{ mHz}$ (Wuensche et al. 2021), which would greatly improve our ability to extract the H_I signal. In this paper we do not consider further the effect of $1/f$ noise.

3.5. Foreground residuals

The success of a 21cm IM experiment will require the effective removal of galactic and extra-galactic foregrounds that can be up to $\sim 10^4$ times stronger than the H_I signal. This requires refined component separation methods able to properly reconstruct the H_I signal immersed in the foreground contamination (Olivari et al. 2016). The foreground cleaning process we plan to apply to the BINGO data are presented in the companion papers (Liccardo et al. 2021 and Fornazier et al. 2021). In this paper, we assume the foreground cleaning process has already been performed as part of the BINGO pipeline. However, the foreground cleaning procedure leaves some residuals which are also sources of uncertainties. The component separation method GNILC (Remazeilles et al. 2011a,b; Olivari et al. 2016) projects the observed data into a subspace dominated by H_I plus noise and performs an ILC analysis restricted to that space. Therefore, by construction, the foreground residuals should be subdominant. On the other hand, these residuals can introduce a bias in the determination of the 21cm power spectra and, hence, affect our final cosmological constraints.

We can add this bias to our Fisher matrix formalism following the procedure in Amara & Refregier (2008). For small residual systematics, the bias in the parameter estimation is

$$b[\theta_i] = \langle \theta_i \rangle - \langle \theta_i^{\text{true}} \rangle = \sum_j (F^{-1})_{ij} B_j, \quad (24)$$

where θ_i^{true} is the true value of the parameters and the bias vector B_j is given by

$$B_j = \text{Tr} \left[\mathbf{C}^{-1} C_\ell^{\text{sys}} \mathbf{C}^{-1} \frac{\partial \mathbf{C}}{\partial \theta_j} \right], \quad (25)$$

which is similar to the Fisher matrix. In this case the total error covariance matrix is

$$\begin{aligned} \text{Cov}[\theta_i, \theta_j] &= \langle (\theta_i - \theta_i^{\text{true}}) (\theta_j - \theta_j^{\text{true}}) \rangle \\ &= (F^{-1})_{ij} + b[\theta_i] b[\theta_j], \end{aligned} \quad (26)$$

including both statistical and systematic errors. Therefore, the presence of foreground residuals should not only increase the parameter uncertainties, but also shift the center of the error ellipses away from the fiducial model.

4. Results

In this section we discuss the expected constraints from the BINGO survey. We adopt the Fisher matrix formalism described in Sect. 3 with the 21cm angular power spectra presented in Sect. 2. Unless stated otherwise, we consider an optimal scenario where $1/f$ noise and foreground contamination were already removed using a component separation method (see Liccardo et al. 2021 and Fornazier et al. 2021). Therefore, in most of the analysis below we consider the cosmic variance, thermal noise and shot noise only.

First, we discuss the constraints in the basic Λ CDM and in a simple extension, the w CDM model. Then, under the scope of the CPL parameterization, we test the effect of several experimental setups on the final cosmological parameters. We consider the effect of varying the number of feed horns, the total observational time, the number of redshift bins, considering or not cross-correlations between redshift bins, and the effect of RSD. In Sect. 4.3.6 we add foreground residuals in our analysis. Finally, in Sect. 4.3.7 we compare the expected results with SKA band 1 and SKA band 2. Our fiducial experimental setup is given in Table 2 and a more detailed description of the instrument can be found in the companion paper II (Wuensche et al. 2021).

BINGO will shed light on the H_I distribution and evolution at low redshift. In Sect. 4.4 we study the expected constraints on the H_I density and bias. We also analyze how BINGO can help constraining the total neutrino mass in Sect. 4.5 and alternative cosmologies in Sect. 4.6.

4.1. The Λ CDM model

The Λ CDM model has been well constrained by the latest CMB measurements made by the *Planck* satellite, with precision of percent to the sub-percent level on the cosmological parameters (Aghanim et al. 2020). In this section we investigate how BINGO can help constrain these parameters.

We performed the Fisher matrix analysis described in Sect. 3 for BINGO and for BINGO and *Planck* combined (BINGO + *Planck*). The results are presented in Table 3. In the second column of Table 3 we note that BINGO alone cannot put competitive constraints on the cosmological parameters from Table 1. However, the combination of the two surveys can improve the confidence in all cosmological parameters (Column 4 of Table 3). The most significant improvements are in the DM density parameter, $\Omega_c h^2$, and the Hubble parameter, h , by more than 25% in both of them. This is on the same order as what has been currently obtained by adding CMB lensing and BAO to the final *Planck* temperature and polarization results (cf. Table 2 in Aghanim et al. 2020). We can also see that the primordial density parameters, A_s and n_s , are mostly constrained by *Planck* itself with an enhancement of 3.8% and 8.7%, respectively. The uncertainty on the baryon fraction, parameterized by $\Omega_b h^2$, decreases by 11%.

Table 3. Λ CDM model. Expected 1σ constraints on the Λ CDM cosmological parameters from BINGO, *Planck*, and BINGO + *Planck*. The last column shows the improvement in combining BINGO + *Planck* with respect to the case with *Planck* only, except for b_{Hr} , which is compared with BINGO only.

Parameter	BINGO	<i>Planck</i>	BINGO + <i>Planck</i>	
	$\pm 1\sigma$ ($100\% \times \sigma/\theta_i^{\text{fid}}$)	$\pm 1\sigma$ ($100\% \times \sigma/\theta_i^{\text{fid}}$)	$\pm 1\sigma$ ($100\% \times \sigma/\theta_i^{\text{fid}}$)	$100\% \times \sigma_{\text{total}} - \sigma_{\text{ref}} /\sigma_{\text{ref}}$
$\Omega_b h^2$	0.014 (63%)	0.000 15 (0.7%)	0.000 13 (0.6%)	11%
$\Omega_c h^2$	0.045 (38%)	0.0014 (1.1%)	0.0010 (0.8%)	25%
h	0.13 (19%)	0.0061 (0.9%)	0.0045 (0.7%)	26%
$\ln(10^{10} A_s)$	0.68 (22%)	0.016 (0.5%)	0.015 (0.5%)	3.8%
n_s	0.089 (9.2%)	0.0043 (0.4%)	0.0039 (0.4%)	8.7%
b_{Hr}	0.041 (4.1%)		0.011 (1.1%)	74%

On the other hand, the most important contribution from 21cm experiments will not be reducing these error bars, but providing additional information from a different tracer of the matter distribution. Although the Λ CDM model has been in good agreement with data, recent observations have pointed out severe tensions between the CMB and low redshift data under the Λ CDM scenario. Riess et al. (2019) obtained a 4.4σ deviation of the value for the Hubble constant measured by *Planck* and the one using Cepheids in the Large Magellanic Cloud. Measurements from weak gravitational lensing have also pointed out a disagreement of 2.3σ for the value of $S_8 = \sigma_8 \sqrt{\Omega_m/0.3}$ obtained with *Planck* data (Hildebrandt et al. 2020). Therefore, a new and independent tracer of the matter distribution, with different systematics, will provide valuable information and improve our understanding of the evolution of the Universe. Our projected constraints show that BINGO alone will not have enough power to solve these tensions; however, it can be combined with other constraints and will also open the way to more precise 21cm experiments in the future.

4.2. w CDM model

Because of the extra freedom in the parameter space, the previous constraint from *Planck* data in the Hubble constant is loosened. The 1% precision measurement for the Hubble constant at 1σ in the Λ CDM model goes to $\sim 13\%$ in the w CDM model. The ability to constrain the DE EoS using CMB information only is also rather weak, providing 25% uncertainty at a 1σ confidence level (CL). In this case additional data at low redshifts where DE dominates is crucial.

The 21cm IM power spectra measured by BINGO will be able to improve these constraints. In Table 4 we show the expected constraints in the w CDM model by BINGO and in combination with *Planck*. We can see that BINGO alone will be able to put similar constraints to those from *Planck* on the Hubble constant and a 17% precision measurement at 1σ CL on the DE EoS. Combining them can greatly improve these results, reaching a remarkable precision of 1.1% for H_0 and 3.3% for the EoS, which are consistent with previous results obtained by Olivari et al. (2018). The reason for this improvement can be observed in Fig. 3. BINGO can help break the degeneracy between H_0 and w in the *Planck* data, dramatically improving the constraints.

As a comparison, recent measurements from the three years of the Dark Energy Survey (DES) (Abbott et al. 2021) using three two-point correlation functions (from cosmic shear, galaxy clustering, and cross-correlation of source galaxy shear with lens galaxy positions) over 5000 deg^2 obtained a constraint on the DE EoS of $w = -0.98^{+0.32}_{-0.20}$. Combining their measurement with *Planck* (no lensing), their marginalized constraint is given by $w = -1.090^{+0.128}_{-0.113}$. Therefore, although we are still performing

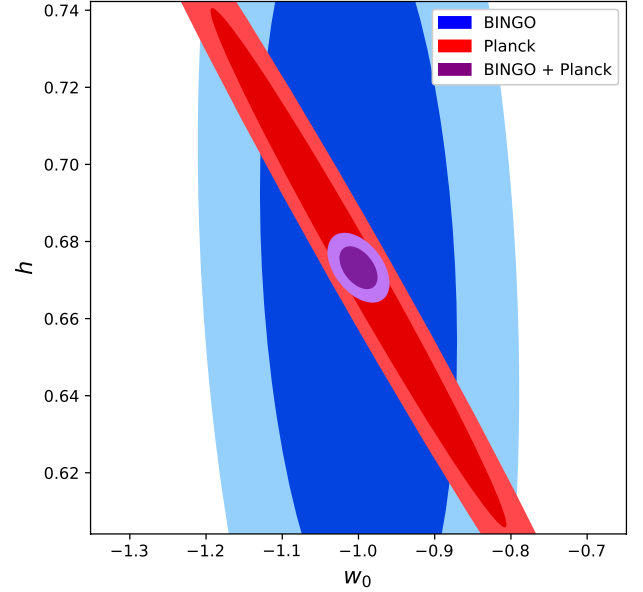


Fig. 3. Marginalized constraints (68% and 95% CL) on the DE EoS and Hubble parameters for the w CDM model using BINGO, *Planck*, and BINGO + *Planck*.

an optimistic analysis, we can see that BINGO has the potential to put constraints that is competitive with the current LSS surveys.

4.3. CPL parameterization

Considering the BINGO fiducial setup, we show the forecast constraints on the CPL parameterization in Table 5. The additional parameter increased the uncertainties on the cosmological variables, as expected. The combination of 21cm IM from BINGO with CMB data from *Planck* can put a 2.9% constraint on the Hubble constant, 30% on the DE EoS parameter w_0 , and a $\sigma_{w_a} = 1.2$ at 68% CL. Although these constraints are still large, BINGO has improved the results from *Planck* alone by 78% for H_0 , 34% for w_0 , and 31% for w_a . Figure 4 shows the 68% and 95% confidence contours in the $w_0 \times w_a$ parameter space.

Yohana et al. (2019) have made a forecast for BINGO using the angular power spectra under the CPL parameterization. Their analysis considers the same cosmological parameters used here plus the effective number of relativistic neutrinos, N_{eff} , and the sum of neutrino masses, $\sum m_\nu$. The Hr bias was kept fixed.

Table 4. Λ CDM model. Expected 1σ constraints on the Λ CDM cosmological parameters from BINGO, *Planck*, and BINGO + *Planck*. The last column shows the improvement in combining BINGO + *Planck* with respect to the case with *Planck* only, except for b_{HI} , which is compared with BINGO only.

Parameter	BINGO	<i>Planck</i>	BINGO + <i>Planck</i>	
	$\pm 1\sigma$ ($100\% \times \sigma/\theta_i^{\text{fid}}$)	$\pm 1\sigma$ ($100\% \times \sigma/\theta_i^{\text{fid}}$)	$\pm 1\sigma$ ($100\% \times \sigma/\theta_i^{\text{fid}}$)	$100\% \times \sigma_{\text{total}} - \sigma_{\text{ref}} /\sigma_{\text{ref}}$
$\Omega_b h^2$	0.014 (63%)	0.000 15 (0.7%)	0.000 14 (0.6%)	8.1%
$\Omega_c h^2$	0.046 (38%)	0.0014 (1.2%)	0.0011 (0.9%)	21%
h	0.13 (20%)	0.089 (13%)	0.0073 (1.1%)	92%
$\ln(10^{10} A_s)$	0.73 (24%)	0.016 (0.5%)	0.016 (0.5%)	0.7%
n_s	0.090 (9.3%)	0.0044 (0.5%)	0.0040 (0.4%)	8.5%
w_0	0.17 (17%)	0.26 (25%)	0.033 (3.3%)	87%
b_{HI}	0.052 (5.2%)		0.023 (2.3%)	57%

Table 5. CPL model. Expected 1σ constraints on the CPL cosmological parameters from BINGO, *Planck*, and BINGO + *Planck*. The last column shows the improvement in combining BINGO + *Planck* with respect to the case with *Planck* only, except for b_{HI} , which is compared with BINGO only.

Parameter	BINGO	<i>Planck</i>	BINGO + <i>Planck</i>	
	$\pm 1\sigma$ ($100\% \times \sigma/\theta_i^{\text{fid}}$)	$\pm 1\sigma$ ($100\% \times \sigma/\theta_i^{\text{fid}}$)	$\pm 1\sigma$ ($100\% \times \sigma/\theta_i^{\text{fid}}$)	$100\% \times \sigma_{\text{total}} - \sigma_{\text{ref}} /\sigma_{\text{ref}}$
$\Omega_b h^2$	0.015 (68%)	0.000 16 (0.7%)	0.000 14 (0.6%)	6.9%
$\Omega_c h^2$	0.052 (43%)	0.0013 (1.1%)	0.0011 (0.9%)	19%
h	0.14 (20%)	0.088 (13%)	0.019 (2.9%)	78%
$\ln(10^{10} A_s)$	0.92 (30%)	0.016 (0.5%)	0.016 (0.5%)	0.6%
n_s	0.11 (11%)	0.0044 (0.5%)	0.0041 (0.4%)	8.0%
w_0	0.55 (55%)	0.46 (46%)	0.30 (30%)	34%
w_a	2.8	1.8	1.2	31%
b_{HI}	0.081 (8.1%)		0.023 (2.3%)	72%

Table 6. Figure of merit as a function of the total observational time for BINGO and BINGO + *Planck* under the CPL parameterization.

t_{obs}	FoM $\equiv \det(F)^{-1/2}$	
	BINGO	BINGO + <i>Planck</i>
1 year	2.6×10^{-12}	4.5×10^{-18}
2 years	8.2×10^{-13}	2.8×10^{-18}
3 years	4.6×10^{-13}	2.2×10^{-18}
4 years	3.1×10^{-13}	1.9×10^{-18}
5 years	2.4×10^{-13}	1.7×10^{-18}

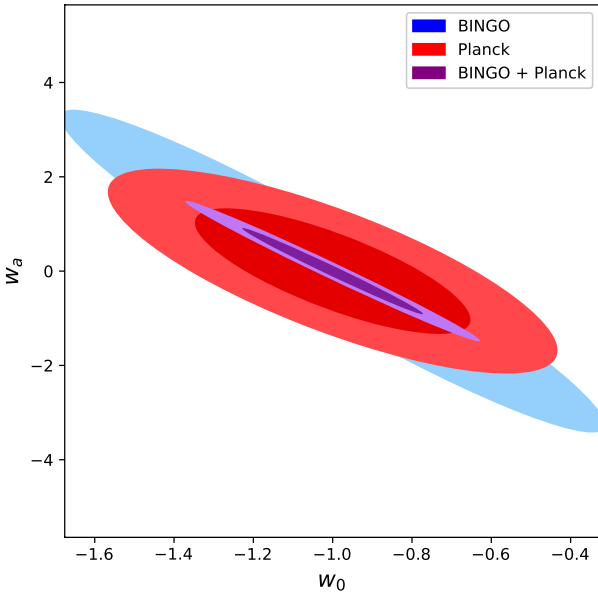


Fig. 4. Marginalized constraints (68% and 95% CL) on the DE EoS parameters for the CPL parameterization using BINGO, *Planck*, and BINGO + *Planck*.

Their projected constraints for the DE EoS parameters were significantly weaker than ours, while for the Hubble constant it was more than two times stronger. Although the degradation in the DE EoS parameters can be understood in terms of the extra degrees of freedom, the difference in the Hubble constant may be related to differences in the analysis and BINGO setup.

4.3.1. Effect of total observational time

Using the CPL parameterization as our fiducial cosmology, we analyze how different experimental setups can impact our final measurements of cosmological parameters. We start by considering the impact of BINGO's total observational time. Figure 5 presents the results for 1, 2, 3, 4, and 5 years of the BINGO survey. We show the results for BINGO only and in combination with *Planck*. Considering BINGO alone, a five-year experiment can improve the constraints in a range from 21% to 35%. We can observe that the inclination of these curves decreases, going to a plateau, but it has not yet been achieved at five years.

In order to better evaluate the improvement in our parameter space, we calculate the figure of merit (FoM), defined as the volume of the error ellipsoid $\text{FoM} \equiv V \propto \det(F)^{-1/2}$. Table 6 presents these values for BINGO and BINGO + *Planck* as a function of the total observational time. We can observe that the ellipsoid volume decreases by 11 times from 1 year to 5 years with BINGO only, and significantly flattens after year 3.

On the other hand, the combination with *Planck* data shows that some parameters are not strongly dependent on the BINGO setup since they are mostly constrained by *Planck*. BINGO will mainly affect the measurement of the Hubble constant, DE EoS

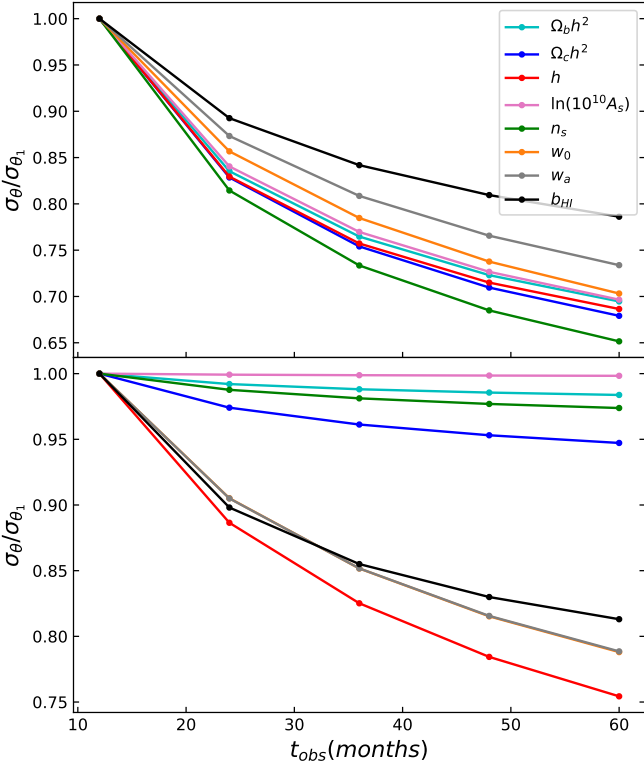


Fig. 5. Constraints on the cosmological and H I parameters as a function of the total observational time relative to those with $t_{obs} = 1$ year for BINGO (top) and BINGO + *Planck* (bottom). We vary t_{obs} in a range of [1, 2, 3, 4, 5] years. In the bottom plot w_a is on top of w_0 , which cannot be seen.

parameters, and the H I bias, as has already been observed (Olivari et al. 2018). A five-year experiment can improve the bias measurement by 19%, the EoS parameters (w_0 and w_a) by about 21% each, and the Hubble constant by 25% compared to the standard case. Combining the two surveys, the error ellipsoid decreases by 2.7 times from 1 to 5 years of IM survey.

4.3.2. Effect of varying the number of horns

In this section we consider the effect of the total number of feed horns. As described in Table 2, the BINGO standard setup will consist of 28 feed horns. In Fig. 6 we represent the BINGO + *Planck* standard scenario by a star. Then, keeping all parameters fixed and only varying the number of horns as $N_{horns} = 20, 30, 40, 50, 60$, we observe its effect on the cosmological constraints. We observe that some parameters are mainly constrained by *Planck* and, therefore, will not be very sensitive to BINGO’s number of horns. The most affected parameters are the DE EoS parameters, the Hubble constant, and the H I bias. They improve by about 15% with respect to $N_{horns} = 20$, more specifically δw_0 and $\delta w_a = 14\%$, $\delta b_{HI} = 16\%$, and $\delta h = 17\%$.

We observe, however, that these curves are only taking into account how the number of horns affects the thermal noise without changing the total observational area. A simple telescope design with drift scan only may not be able to cover the same

fraction of the sky if the number of horns is too small. Several horn arrangements are discussed in the BINGO companion paper (Abdalla et al. 2021b): a rectangular configuration ($n_f = 33$), a double-rectangular configuration ($n_f = 28$), and a hexagonal configuration ($n_f = 49$). In all cases the total surveyed area was kept constant. In this case, as can be observed in Eq. (17), varying the total observational time or the number of horns produces the same result if they change accordingly.

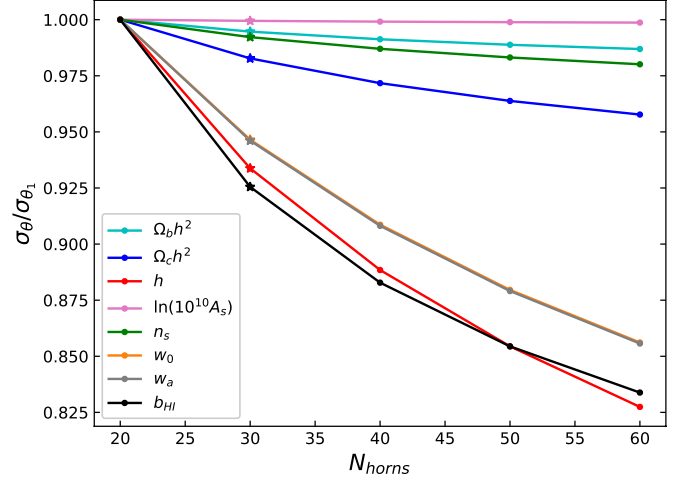


Fig. 6. Constraints on the cosmological and H I parameters as a function of the number of feed horns for BINGO + *Planck*.

4.3.3. Effect of the number of redshift bins

Our analysis of the volume surveyed by BINGO was done using the 21cm angular power spectra in redshift bins. The angular power spectrum projects all contributions inside a thin shell. Therefore, we can make a tomographic analysis of the Universe volume. If we sliced that volume into thinner shells, we could obtain a more detailed observation; however, as can be observed in Eq. (17), thinner shells also mean larger thermal noise. Therefore, we expect an optimal number of slices beyond which no more cosmological information could be extracted from a specific survey. In addition, the number of necessary calculations to take all auto- and cross-correlated C_ℓ s into account increases as we increase the number of redshift bins, hence it is desirable to keep this number as small as possible for computational purposes.

We study this behavior with the BINGO telescope considering $N_{bin} = 2, 4, 8, 16, 32, 64, 128$, which implies in equally spaced frequency bins with bandwidths equal to $\Delta\nu = 140, 70, 35, 17.5, 8.75, 4.375, 2.187$ MHz. Figure 7 presents our results for BINGO and for BINGO + *Planck*. We can see that increasing the number of bins can greatly improve several cosmological constraints, especially those related to the late-time cosmic acceleration. On the other hand, there is not much difference from $N_{bin} = 64$ to $N_{bin} = 128$ and a plateau has been reached for several parameter uncertainties. The projected uncertainties with BINGO for $N_{bin} = 128$ relative to $N_{bin} = 2$ have improved by about 92 times for w_a , 74 times for w_0 , 55 times for b_{HI} , 18 times for $\ln(10^{10} A_s)$ and h , 17 times for $\Omega_b h^2$, 15 times for $\Omega_c h^2$, and 12 times for n_s . On the other hand, if we compare our results for $N_{bin} = 128$ with $N_{bin} = 64$, the maximum improvement is of 1.8 times for w_a . The comparison with $N_{bin} = 32$, which is close

to our fiducial value, shows that $N_{\text{bin}} = 128$ improves our constraints by about 4 times for the DE EoS parameters w_0 and w_a , 3 times for b_{HI} , and 2 times for the other parameters. In the case of BINGO + *Planck*, the constraints with $N_{\text{bin}} = 128$ are smaller than those with $N_{\text{bin}} = 2$ by about 11 times for b_{HI} , 5 times for h , 3 times for w_0 and w_a , 1.7 times for $\Omega_c h^2$, 1.2 times for $\Omega_b h^2$ and n_s , and is negligible for $\ln(10^{10} A_s)$. Comparing $N_{\text{bin}} = 128$ with $N_{\text{bin}} = 64$, the largest improvements are 1.5 times for the DE EoS parameters, followed by the Hubble constant with an uncertainty that is 1.4 times smaller.

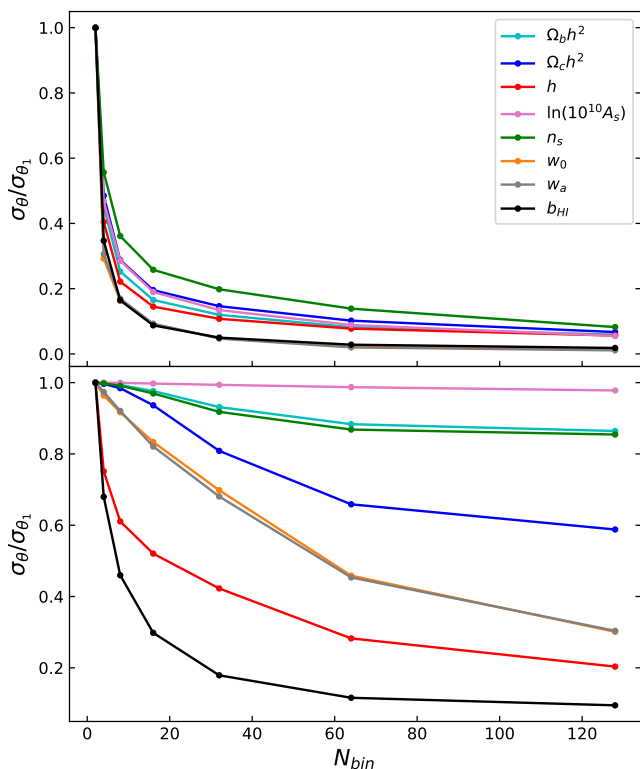


Fig. 7. Projected constraints on the cosmological and HI parameters as a function of the number of bins for BINGO (top) and BINGO + *Planck* (bottom). They show that w_0 , w_a , and h can have their constraints further improved for $N_{\text{bin}} > 30$.

4.3.4. Effect of cross-correlations

Previous analyses in the literature considered the Limber approximation to forecast 21cm IM constraints (Olivari et al. 2018). The Limber approximation does not take into account the cross-correlations between redshift bins, only the auto-correlation spectra. Although this allows a faster and simpler calculation, we miss part of the information contained in the whole spectra. Here we study the effect including all information using the full power spectra. We demonstrate that effect in Fig. 8, where we calculate the percentage difference between the results with and without cross-correlation ($\Delta\sigma_\theta/\sigma_\theta = \sigma_{\theta\text{without}}/\sigma_{\theta\text{with}} - 1$) as a function of the number of bins. As can be seen, the importance of cross-correlations increases as we increase the number of bins, but it eventually reaches a plateau. For $N_{\text{bin}} = 32$, which is close

to the fiducial BINGO setup, we find that the cross-correlations improve the constraints by $\delta\ln(10^{10} A_s) = 0.4\%$, $\delta\Omega_b h^2 = 6.8\%$, $\delta n_s = 7.2\%$, $\delta h = 8.3\%$, $\delta w_0 = 8.8\%$, $\delta w_a = 11\%$, $\delta\Omega_c h^2 = 22\%$, and $\delta b_{\text{HI}} = 31\%$. The primordial spectrum amplitude, A_s , is the least affected by cross-correlations as it is basically constrained by *Planck* data. At the maximum number of bins considered, these constraints have improved to $\delta\ln(10^{10} A_s) = 1.7\%$, $\delta\Omega_b h^2$ and $\delta n_s = 14\%$, $\delta h = 25\%$, $\delta w_0 = 29\%$, $\delta w_a = 31\%$, $\delta\Omega_c h^2 = 65\%$, and $\delta b_{\text{HI}} = 90\%$.

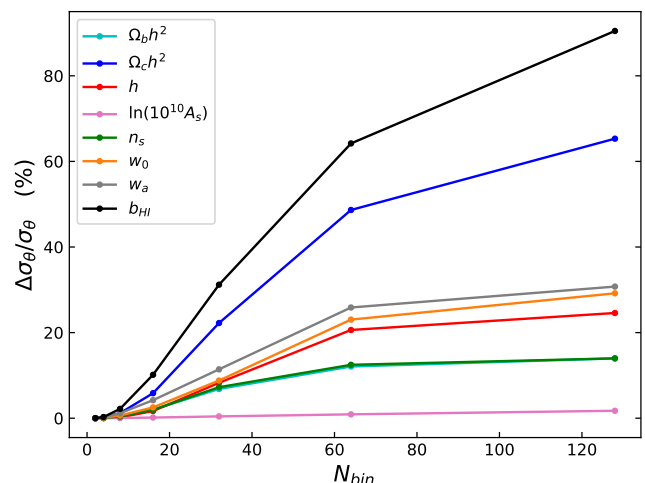


Fig. 8. Percentage difference between using and not using information from the cross-correlations in the projected cosmological parameter constraints expected for BINGO + *Planck*.

4.3.5. Effect of RSD

Another feature that is worth investigating is the effect of RSD. First, we observe that without RSD the primordial scalar amplitude and the HI bias are completely degenerate. RSD is able to break that degeneracy and allows us to constrain these parameters individually with 21cm data alone. We show the percentage difference between the Fisher matrix results with and without RSD ($\Delta\sigma_\theta/\sigma_\theta = \sigma_{\theta\text{without}}/\sigma_{\theta\text{with}} - 1$) in Fig. 9. The parameters A_s and b_{HI} go from a complete ignorance to constraints on the order of the percent level, and therefore we do not include them in the plot with BINGO alone. Second, we expect RSD to become more and more important as the frequency (or redshift) smoothing width gets narrower. This happens because the angular spectra sum up all contributions inside the bin, and hence a large bandwidth will cancel out the contributions. This behavior can be seen in Fig. 9, where there is a tendency for RSD to improve the cosmological constraints as we decrease the bandwidth.

Considering BINGO alone, the most significantly affected parameters by RSD at $N_{\text{bin}} = 32$ are the EoS parameters, with $\delta w_0 = 13\%$ and $\delta w_a = 30\%$. The other parameters improve by at most $\sim 3\%$. Increasing the number of bins, we achieve a difference between using and not using RSD in a range from $\sim 15\%$ to $\sim 57\%$ at $N_{\text{bin}} = 128$. If we combine our HI results with CMB data from *Planck*, the CMB measurements can put constraints on the amplitude of the primordial spectrum, A_s , and break the degeneracy with our HI bias even if we do not consider RSD. Figure 9 also includes the results in combination with

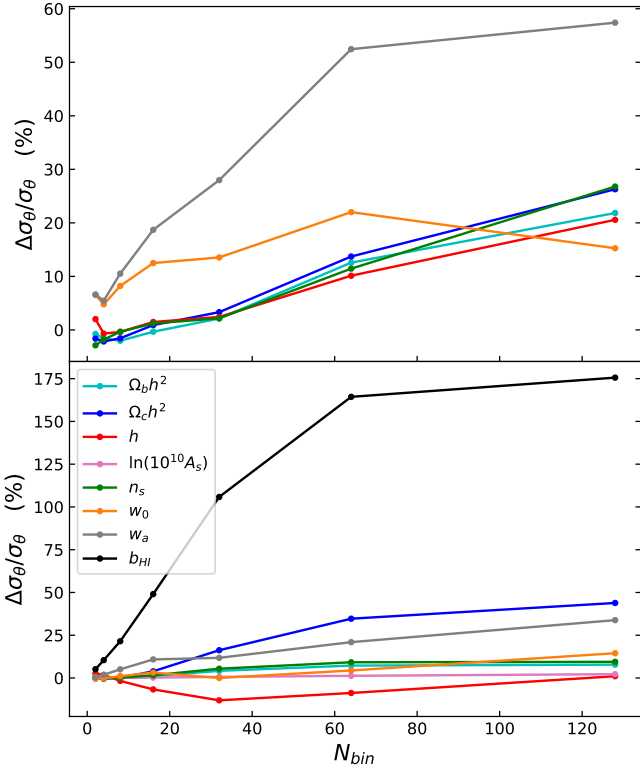


Fig. 9. Percentage difference between using and not using information from RSD in the cosmological parameter constraints from BINGO (top) and BINGO + *Planck* (bottom).

CMB data. The addition of *Planck* data will put tight constraints on and will affect the correlation between several parameters; therefore, RSD from our 21 cm IM spectra will behave differently from the earlier results. We can observe this in the behavior of the Hubble constant parameter, which increases the uncertainty with the inclusion of RSD for several values of redshift bins. At $N_{\text{bin}} = 128$ the improvements from RSD are given by $\delta h = 1\%$, $\delta \ln(10^{10} A_s) = 2.2\%$, $\delta \Omega_b h^2 = 7.8\%$, $\delta n_s = 9.5\%$, $\delta w_0 = 14\%$, $\delta w_a = 34\%$, $\delta \Omega_c h^2 = 44\%$, and $\delta b_{\text{HI}} = 176\%$.

4.3.6. Effect of foreground residuals

Our results so far have considered a perfect foreground cleaning process. However, as discussed in Sect. 3.5, these procedures leave residuals that can bias the parameter estimation and increase the statistical noise. In order to take these effects into account, we assume that there has already been some sort of foreground removal technique and model the residual contamination as the sum of Gaussian processes with angular power spectra given by (Santos et al. 2005; Bull et al. 2015)

$$C_\ell^{\text{FG}}(v_1, v_2) = \epsilon_{\text{FG}}^2 \sum_i A_i \left(\frac{\ell_{\text{ref}}}{\ell} \right)^{\beta_i} \left(\frac{v_{\text{ref}}^2}{v_1 v_2} \right)^{\alpha_i} \exp\left(-\frac{\log^2(v_1/v_2)}{2\xi_i^2} \right). \quad (27)$$

We assume four foreground contributions with the parameters described in Table 7. The overall scaling, ϵ_{FG} , parameterizes the

Foreground	A (mK ²)	β	α	ξ
Galactic synchrotron	700	2.4	2.80	4.0
Point sources	57	1.1	2.07	1.0
Galactic free-free	0.088	3.0	2.15	35
Extragalactic free-free	0.014	1.0	2.10	35

Table 7. Foreground model parameters taken from Santos et al. (2005) with $\ell_{\text{ref}} = 1000$ and $v_{\text{ref}} = 130$ MHz.

efficiency of the foreground removal technique, with $\epsilon_{\text{FG}} = 1$ corresponding to no foreground removal.

The additional contribution from foreground residuals increases the covariance given by Eq. (9), and consequently enlarges the statistical errors on the final cosmological parameters. The ratios of the marginalized 1σ constraints with respect to the case without foreground residuals are plotted in Fig. 10 as a function of the residual amplitude ϵ_{FG} . We find the constraints are degraded by at most 16% in the case of BINGO only, and 6% for BINGO + *Planck*. If the efficiency of foreground removal is $\epsilon_{\text{FG}} < 10^{-5}$, these effects are negligible.

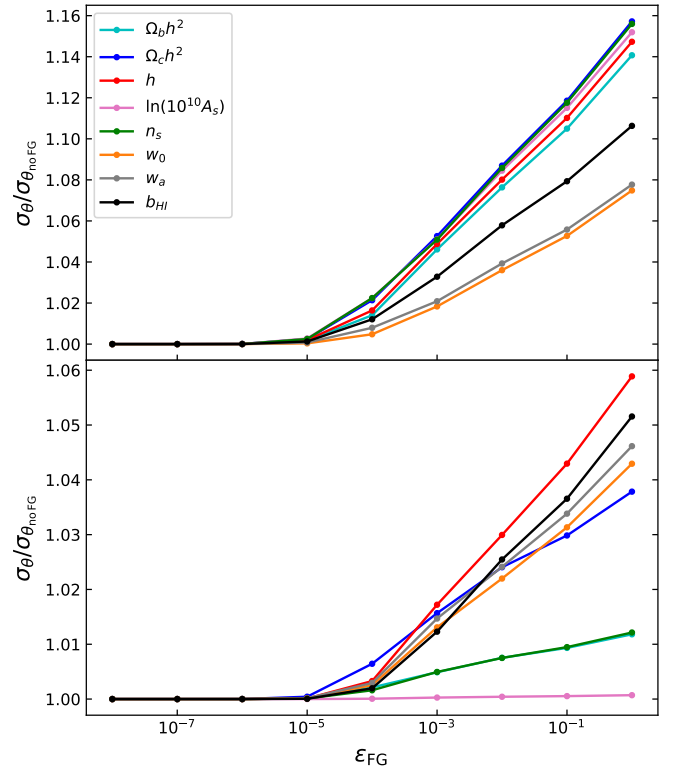


Fig. 10. Marginalized statistical errors as a function of the residual foreground contamination amplitude, ϵ_{FG} , from BINGO (top) and BINGO + *Planck* (bottom).

The residuals will also shift the cosmological parameters from their true value according to Eq. (24), with $C_\ell^{\text{sys}} = C_\ell^{\text{FG}}$. Figure 11 shows the ratio of bias to the marginalized statistical errors as a function of ϵ_{FG} . We find that unlike the marginalized constraints that always decrease as ϵ_{FG} goes to zero, the bias presents an unpredictable behavior for large values of the resid-

ual amplitude. This can be understood from Eq. (25), which basically depends on the foreground residuals as $\frac{C_\ell^{\text{FG}}}{(C_\ell + C_\ell^{\text{shot}} + N_\ell + C_\ell^{\text{FG}})^2}$. This function increases as we decrease C_ℓ^{FG} , and has a maximum at $C_\ell^{\text{FG}} = C_\ell + C_\ell^{\text{shot}} + N_\ell$. The bias procedure in Eq. (24) is valid when C_ℓ^{sys} is small compared to \mathbf{C} , which in our case happens for $\epsilon_{\text{FG}} \lesssim 10^{-4}$. Considering a foreground removal process with $\epsilon_{\text{FG}} = 10^{-4}$, the largest bias was $|b[\Omega_c h^2]| = 0.9\sigma$ and $|b[\Omega_b h^2]| = 1\sigma$ for BINGO and BINGO + *Planck*, respectively. Figure 12 shows the marginalized constraints for the DE EoS pa-

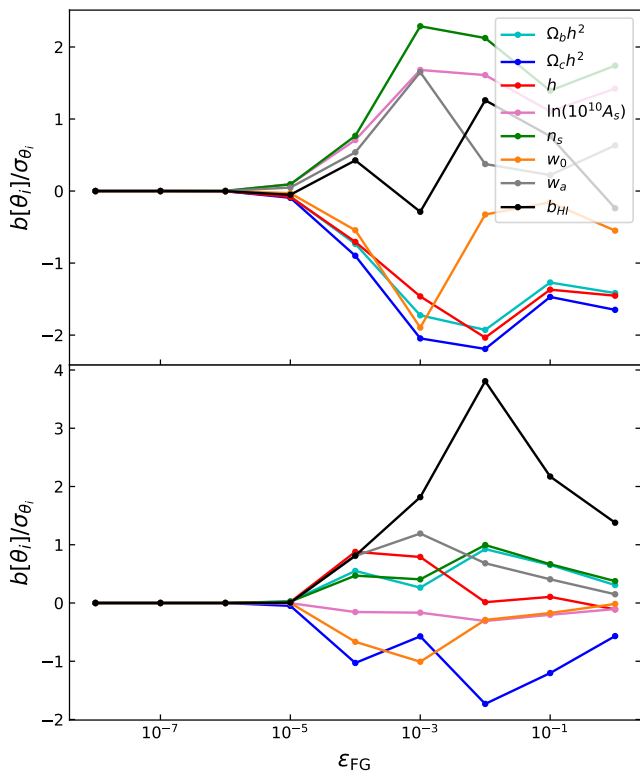


Fig. 11. Ratio of bias to the marginalized statistical errors for each parameter as a function of the residual foreground contamination amplitude, ϵ_{FG} , from BINGO (top) and BINGO + *Planck* (bottom).

rameters considering both statistical and systematic errors with BINGO.

4.3.7. Comparison with SKA

We now compare the expected constraints from BINGO with the experiment design for SKA1-MID band 1 and SKA1-MID band 2 (Bacon et al. 2020). We consider the same experimental setup for SKA as used in Chen et al. (2020), except that we use a bandwidth of 10 MHz. In order to have a proper comparison between them, in this section we only use 28 redshift bins for BINGO, which implies a bandwidth of 10 MHz, consistent with the value used for the SKA results. This produces a small degradation in our forecast in comparison with the fiducial scenario presented in Table 5. We compare the marginalized constraints on our eight-parameter space in Fig. 13 and Table 8. For a better comparison, we also repeat the constraints from *Planck* alone from Table 5.

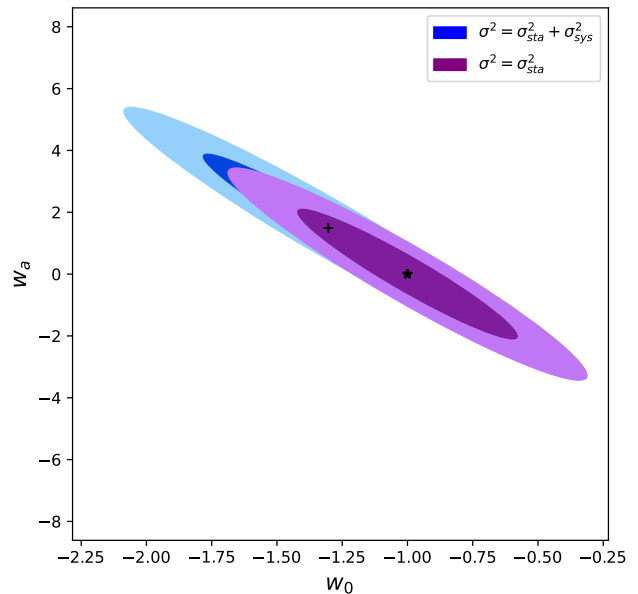


Fig. 12. Marginalized constraints (68% and 95% CL) on the DE EoS parameters for the CPL parameterization with BINGO, considering the effect of foreground residuals on the statistical and systematic errors. The star corresponds to our fiducial value and the cross shows the value recovered given the Fisher matrix bias. We have fixed $\epsilon_{\text{FG}} = 10^{-4}$.

Even considering the power of SKA, we can observe that several cosmological parameters are mainly constrained by *Planck*, although small improvements are still possible, especially breaking degeneracies in the parameter space. Their main contributions are in the DE EoS parameters and the Hubble constant. The Hubble constant improved from a projected constraint of 13% with *Planck* alone to 2.9%, 1%, and 0.5% in combination with BINGO, SKA Band 1, and SKA Band 2, respectively. In addition, the DE EoS parameter w_0 goes from 46% to 31%, 8%, and 3.2%. Finally, we obtained a projected constraint for w_a of 1.8, 1.2, 0.26, and 0.037 from *Planck*, BINGO + *Planck*, SKA Band 1 + *Planck*, and SKA Band 2 + *Planck*, respectively. For all these parameters, SKA Band 2 showed the best constraints. Generally, these results are in agreement with what was found in Chen et al. (2020) for the SKA. Some discrepancies may be related to our larger number of bins and the fact that we are considering dimensional C_ℓ s. This better takes into account the dependence with the brightness temperature in the Fisher matrix derivatives.

Both SKA band 1 and band 2 will survey a larger fraction of the sky than BINGO. They are also designed to explore a wider redshift range. In addition, although BINGO has a better angular resolution, the number of antennas is much lower than for SKA and the system temperature is higher. Combining all these aspects favors SKA in the ability to constrain cosmology. On the other hand, SKA will require a more complicated technique combining the dish array for a IM single-dish mode. Therefore, the simplicity of the BINGO instrument will be a pathfinder for IM with SKA. In particular, Table 8 shows BINGO can provide valuable information for the HI bias.

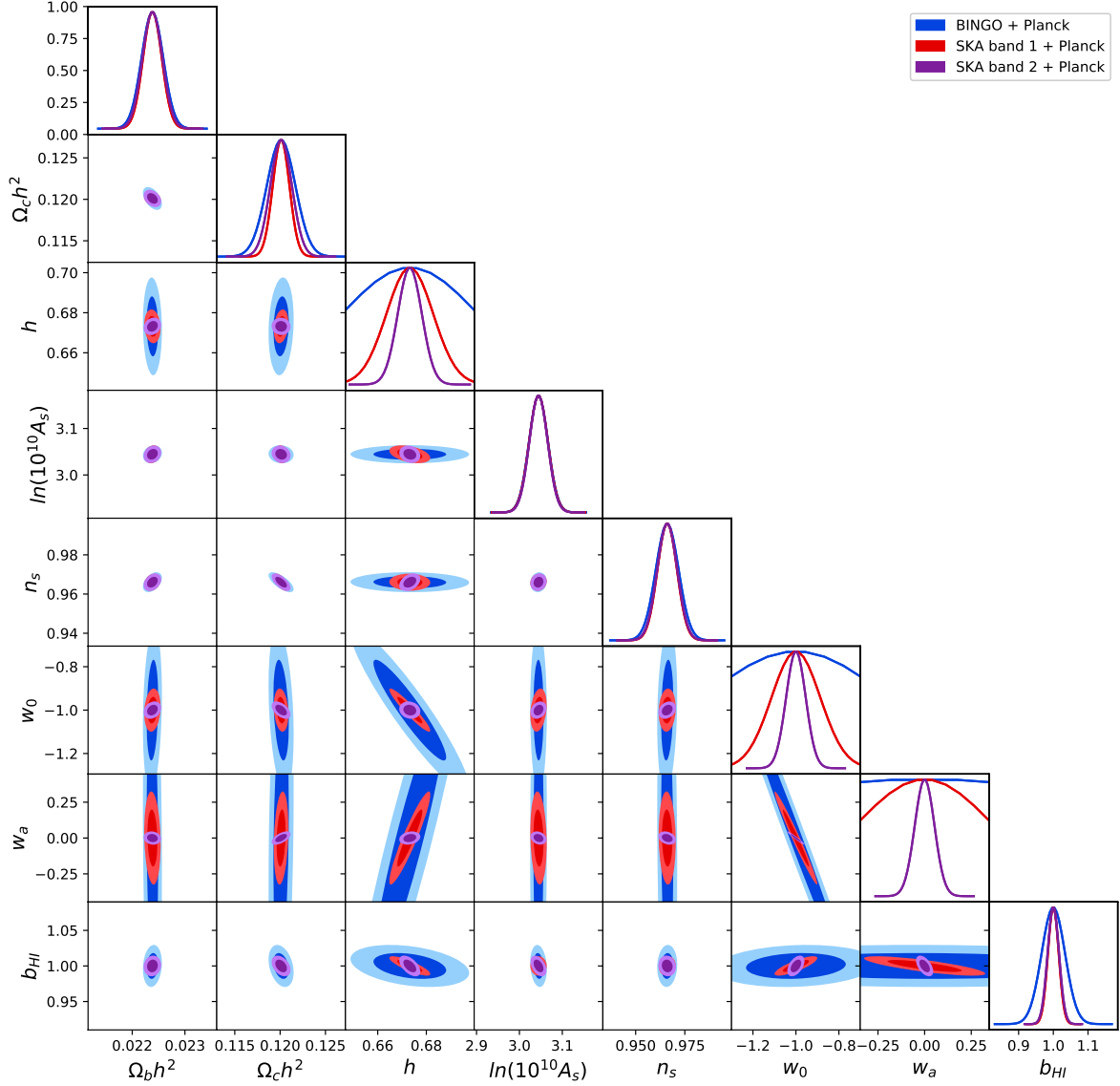


Fig. 13. One- and two-dimensional (68% and 95% CL) cosmological constraints for a CPL parameterization from BINGO, SKA1-MID band 1, and SKA1-MID band 2 in combination with *Planck* data. This illustrates that BINGO can be considered a pathfinder for constraints obtained by SKA.

4.4. H_I density and bias

Using the 21cm line of H_I as a tracer of the underlying matter distribution requires the knowledge of the H_I mean density and bias. If we are only interested in the cosmological constraints, they can be considered nuisance parameters that we marginalize over. On the other hand, we can also use our 21cm survey to learn about their distribution and evolution.

In the previous sections we fix the value for the H_I density parameter, $\Omega_{H_I} = \rho_{H_I} / \rho_c$, and described the bias by a constant in the whole redshift range. We now extend these assumptions and

see their impact in our cosmological parameters and our ability to constrain them with BINGO.

First we fix the H_I density parameter and assume a constant bias. Table 3 shows that we can achieve a 4.1% precision measurement in the bias with BINGO under the Λ CDM model, which can be improved to 1.1% if we combine with *Planck* data. Beyond the Λ CDM model, the constraints are degraded by the extra cosmological parameters, but we still obtain a 2.3% precision measurement at 1σ in the joint analysis BINGO + *Planck*, as calculated in Tables 4 and 5.

Table 8. Expected 1σ constraints on the CPL cosmological parameters from BINGO, SKA1-MID band 1, and SKA1-MID band 2 in combination with *Planck*.

Parameter	<i>Planck</i>	BINGO + <i>Planck</i>	SKA Band 1 + <i>Planck</i>	SKA Band 2 + <i>Planck</i>
	$\pm 1\sigma$ ($100\% \times \sigma/\theta_i^{\text{fid}}$)	$\pm 1\sigma$ ($100\% \times \sigma/\theta_i^{\text{fid}}$)	$\pm 1\sigma$ ($100\% \times \sigma/\theta_i^{\text{fid}}$)	$\pm 1\sigma$ ($100\% \times \sigma/\theta_i^{\text{fid}}$)
$\Omega_b h^2$	0.000 16 (0.7%)	0.000 15 (0.7%)	0.000 13 (0.6%)	0.000 13 (0.6%)
$\Omega_c h^2$	0.0013 (1.1%)	0.0011 (0.9%)	0.000 65 (0.5%)	0.000 84 (0.7%)
h	0.088 (13%)	0.020 (2.9%)	0.0068 (1%)	0.0035 (0.5%)
$\ln(10^{10} A_s)$	0.016 (0.5%)	0.016 (0.5%)	0.015 (0.5%)	0.015 (0.5%)
n_s	0.0044 (0.5%)	0.0041 (0.4%)	0.0035 (0.4%)	0.0036 (0.4%)
w_0	0.46 (46%)	0.31 (31%)	0.080 (8%)	0.032 (3.2%)
w_a	1.8	1.2	0.26	0.037
b_{Hr}		0.024 (2.4%)	0.011 (1.1%)	0.012 (1.2%)

Next, we extend this simplest model and allow Ω_{Hr} to be a free parameter. Equations (1), (6), and (7) tell us that in this case Ω_{Hr} and A_s are completely degenerate, and therefore we cannot constrain them with BINGO alone. In order to break that degeneracy, we combine our analysis with *Planck*. Our results are presented in Table 9. We obtain

$$\sigma_{\Omega_{\text{Hr}}} = 4.1 \times 10^{-5} \quad (6.6\%), \quad (28)$$

$$\sigma_{b_{\text{Hr}}} = 3.6 \times 10^{-2} \quad (3.6\%). \quad (29)$$

Compared with the fiducial model presented in Table 5, the parameter most affected by the inclusion of Ω_{Hr} is the bias, with a degradation of 61%. The next most sensitive is the DM density parameter, $\Omega_c h^2$, which is degraded by 15%, followed by the DE EoS parameter, w_a , which has its uncertainty increased by 9.5%. The other parameters change by at most $\sim 5\%$.

A natural extension to this model is to assume that the Hr parameters evolve with redshift. We use a stepwise model, which is simple and provides an agnostic way to describe the evolution of these parameters over redshift. Therefore, we combine our 30 redshift bins into three groups and define the parameters as Ω_{Hr}^i and b_{Hr}^i inside each group. We first consider the Hr density as a function of redshift, keeping the bias constant. In this case our constraints are given by

$$\sigma_{\Omega_{\text{Hr}}^1} = 4.5 \times 10^{-5} \quad (7.2\%), \quad (30)$$

$$\sigma_{\Omega_{\text{Hr}}^2} = 4.6 \times 10^{-5} \quad (7.4\%), \quad (31)$$

$$\sigma_{\Omega_{\text{Hr}}^3} = 4.8 \times 10^{-5} \quad (7.7\%), \quad (32)$$

$$\sigma_{b_{\text{Hr}}} = 3.7 \times 10^{-2} \quad (3.7\%), \quad (33)$$

where the indices 1, 2, and 3 represent each group of ten redshift bins. The projected constraints are very similar in all three groups of bins, but lower redshifts show slightly better results. In addition, the projected bias is only marginally affected by the extra degrees of freedom in the Hr density parameter.

Finally, we consider the case where both Ω_{Hr} and b_{Hr} are functions of redshift. Our results are presented in Table 9 together with the previous scenarios. The extra parameters describing the Hr distribution and evolution mainly affect our uncertainties on the cosmological parameters describing the DE EoS (degrading by $\delta w_0 = 4.9\%$ and $\delta w_a = 5.5\%$) and the Hubble constant (with $\delta h = 2.3\%$) compared with the previous case. The other CPL parameters are not significantly impacted as *Planck* is mainly responsible for their constraints. On the other hand, the Hr bias constraints vary by at most 88%. This last scenario can put constraints on the Hr parameters with uncertainties of around

8.5% and 6% for the Hr density parameter and bias, respectively:

$$\sigma_{\Omega_{\text{Hr}}^1} = 5.4 \times 10^{-5} \quad (8.7\%), \quad (34)$$

$$\sigma_{\Omega_{\text{Hr}}^2} = 5.2 \times 10^{-5} \quad (8.4\%), \quad (35)$$

$$\sigma_{\Omega_{\text{Hr}}^3} = 5.6 \times 10^{-5} \quad (9\%), \quad (36)$$

$$\sigma_{b_{\text{Hr}}^1} = 6.9 \times 10^{-2} \quad (6.9\%), \quad (37)$$

$$\sigma_{b_{\text{Hr}}^2} = 5.8 \times 10^{-2} \quad (5.8\%), \quad (38)$$

$$\sigma_{b_{\text{Hr}}^3} = 5.9 \times 10^{-2} \quad (5.9\%). \quad (39)$$

Further details about the Hr distribution using N-body simulations can be obtained in our BINGO companion paper (Zhang et al. 2021).

4.5. Massive neutrinos

It is well known that neutrinos should have a low mass in order to explain their change of flavors, observed in both solar and atmospheric neutrinos (Fukuda et al. 1998; Ahmad et al. 2002). However, the experiments only allow us to determine two squared mass differences. On the other hand, it is possible to constrain the sum of neutrino masses, $\sum m_\nu$, from a combination of the CMB and matter power spectrum.

Massive neutrinos can impact the CMB spectrum in different ways. At the background level they may change the redshift of matter-to-radiation equality, the angular diameter distance to the last scattering surface, and the late ISW effect, while neutrino perturbations affect the early ISW effect (Lesgourgues & Pastor 2012). In order to analyze the constraints on the total neutrino mass, we consider an extension to the Λ CDM model allowing for an extra degree of freedom on the sum of neutrino masses, Λ CDM + $\sum m_\nu$. We performed a MCMC sampling with the *Planck* 2018 TT + TE + EE + lowE likelihood, assuming one massive neutrino with total mass equal to $\sum m_\nu$. Our result is given by

$$\sigma_{\sum m_\nu} < 0.36 \text{ eV} \quad (95\% \text{ CL, } Planck). \quad (40)$$

This is higher than the value of 0.26 eV reported in Aghanim et al. (2020) using the Plik likelihood, but below the value of 0.38 eV from the CamSpec likelihood. For the purpose of this forecast paper, we use the value we report above.

The combination of CMB data with other cosmological observations, such as measurements of the Hr power spectrum, can break the geometric degeneracy in the parameter space of the Λ CDM + $\sum m_\nu$ model and improve the constraints. We combined the covariance matrix from the *Planck* data with our 21cm Fisher analysis, and this leads to

$$\sigma_{\sum m_\nu} < 0.14 \text{ eV} \quad (95\% \text{ CL, BINGO + } Planck), \quad (41)$$

Table 9. Expected 1σ constraints on the CPL cosmological parameters from BINGO + *Planck* for three different models of the H_I density and bias.

Parameter	$\Omega_{H_I} = \text{const.}$	$\Omega_{H_I}(z)$	$b_{H_I}(z)$
	$\pm 1\sigma (100\% \times \sigma/\theta_i^{\text{fid}})$	$\pm 1\sigma (100\% \times \sigma/\theta_i^{\text{fid}})$	$\pm 1\sigma (100\% \times \sigma/\theta_i^{\text{fid}})$
$\Omega_b h^2$	1.5×10^{-4} (0.7%)	1.5×10^{-4} (0.7%)	1.5×10^{-4} (0.7%)
$\Omega_c h^2$	1.3×10^{-3} (1%)	1.3×10^{-3} (1.1%)	1.3×10^{-3} (1.1%)
h	2.0×10^{-2} (2.9%)	2.4×10^{-2} (3.5%)	2.4×10^{-2} (3.6%)
$\ln(10^{10} A_s)$	1.6×10^{-2} (0.5%)	1.6×10^{-2} (0.5%)	1.6×10^{-2} (0.5%)
n_s	4.3×10^{-3} (0.4%)	4.3×10^{-3} (0.4%)	4.3×10^{-3} (0.4%)
w_0	3.1×10^{-1} (31%)	3.3×10^{-1} (33%)	3.4×10^{-1} (34%)
w_a	1.3	1.4	1.5
b_{H_I} or $b_{H_I}^1$	3.6×10^{-2} (3.6%)	3.7×10^{-2} (3.7%)	6.9×10^{-2} (6.9%)
$b_{H_I}^2$			5.8×10^{-2} (5.8%)
$b_{H_I}^3$			5.9×10^{-2} (5.9%)
Ω_{H_I} or $\Omega_{H_I}^1$	4.1×10^{-5} (6.6%)	4.5×10^{-5} (7.2%)	5.4×10^{-5} (8.7%)
$\Omega_{H_I}^2$		4.6×10^{-5} (7.4%)	5.2×10^{-5} (8.4%)
$\Omega_{H_I}^3$		4.8×10^{-5} (7.7%)	5.6×10^{-5} (9%)

which is slightly higher than what was obtained in [Aghanim et al. \(2020\)](#) for the combination between *Planck* temperature and polarization with other BAO data. Therefore, if BINGO's systematic noise can be properly taken into account, it will be able to put competitive constraints on the sum of neutrino masses compared with the present available constraints, but using a completely independent tracer of LSS.

4.6. Alternative cosmologies

4.6.1. Modified Gravity: μ and Σ parameterization

An alternative explanation for the accelerated expansion of the Universe is to invoke modifications of GR. To properly describe the current data, these modifications must explain the current acceleration with background dynamics very close to the Λ CDM predictions today, while maintaining the local and astrophysical tests of GR. There are several proposed modifications of gravity in the literature (for a review see [Clifton et al. 2012](#)) with the most studied being scalar-tensor theories and higher-derivative theories, such as $f(R)$. The $f(R)$ theory is the simplest modification of GR and can be mapped onto a scalar-tensor theory via field redefinition and conformal transformation. A more general class of scalar-tensor theories are the Horndeski models ([Horndeski 1974](#)), a class of models that modify GR while still maintaining up to second-order derivatives in the equations of motion, avoiding instabilities ([Deffayet et al. 2011](#)). Although the background evolution of these modifications of GR needs to behave close to Λ CDM today, the evolution of their perturbations might behave very differently, and that represents an avenue to test these models.

Modified gravity (MG) models can be parameterized through two phenomenological functions, μ and γ . On sub-Hubble scales, the Poisson equation and the relation between the gravitational potentials receive corrections if gravity is modified, given by

$$\begin{aligned} -k^2\Psi &= 4\pi G a^2 \mu(a, k) \bar{\rho} \Delta, \\ \Phi &= \gamma(a, k) \Psi, \end{aligned} \quad (42)$$

where $\bar{\rho}$ is the background value of the matter energy density, $\Delta = \delta + 3\mathcal{H}v/k$ is the comoving density perturbation with \mathcal{H} the conformal time Hubble parameter, δ is the density contrast, and where the anisotropic stress from relativistic species was neglected. The parameters μ and γ represent deviations from GR,

since in GR $\mu = \gamma = 1$ at all times, while for alternative models both functions can depend upon time and scale. Using these equations, the variation of the energy-momentum tensor of a scalar tensor theory in the Jordan frame yields the continuity and Euler equations on sub-Hubble scales ([Hall et al. 2013](#))

$$\ddot{\delta} + \mathcal{H}\dot{\delta} - 4\pi G a^2 \mu \bar{\rho} \delta = 0, \quad (43)$$

$$\ddot{v} + \left(2\mathcal{H} - \frac{\dot{\mu}}{\mu}\right)\dot{v} + \left(\mathcal{H} + \mathcal{H}^2 - \mathcal{H}\frac{\dot{\mu}}{\mu} - 4\pi G a^2 \mu \bar{\rho}\right)v = 0. \quad (44)$$

These equations show that the density perturbation and velocity depend only on changes in μ on subhorizon scales. Changes in the density and velocities can be probed by experiments like BINGO since the 21cm brightness temperature is sensitive to density and RSD, offering a chance to probe the time and scale dependence of the parameter μ .

To project constraints on the cosmological parameters, we use the results from BINGO combined with data from the CMB. Modifications of gravity that aim to explain the late-time acceleration only affect the CMB at perturbed level via the ISW effect in the CMB temperature anisotropies and via CMB weak lensing. This is a result of the time dependency of the potentials Φ and Ψ . The CMB is sensitive to modifications of the Weyl potential, given by $(\Phi + \Psi)/2$, which can be related to the density perturbation from Eq. (42),

$$-k^2(\Phi + \Psi) = 8\pi G a^2 \Sigma(a, k) \bar{\rho} \Delta, \quad (45)$$

where $\Sigma(a, k) \equiv \mu(1 + \gamma)/2$. Due to the degeneracy between μ and γ , it can be more convenient to work with this new function Σ ([Daniel et al. 2010](#)).

In order to forecast constraints on MG models with the BINGO telescope, we consider a specific form for that parameterization that is related to $f(R)$ theories of gravity. The B_0 -parameterization of $f(R)$ gravity provides a good approximation on quasi-static scales ([Hu & Sawicki 2007](#); [Giannantonio et al. 2010](#); [Hojjati et al. 2012](#)), and has a parameterization given by

$$\mu(a, k) = \frac{1}{1 - 1.4 \times 10^{-8} |\lambda/\text{Mpc}|^2 a^3} \frac{1 + 4\lambda^2 k^2 a^4/3}{1 + \lambda^2 k^2 a^4}, \quad (46)$$

$$\gamma(a, k) = \frac{1 + 2\lambda^2 k^2 a^4/3}{1 + 4\lambda^2 k^2 a^4/3}, \quad (47)$$

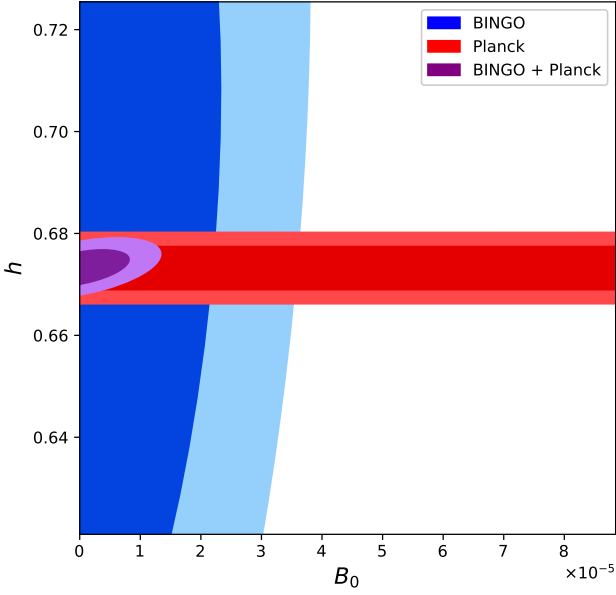


Fig. 14. Marginalized constraints (68% and 95%) CL on the modified gravity parameter B_0 and the Hubble parameter from BINGO, *Planck*, and BINGO + *Planck*.

where $B_0 \equiv 2H_0^2 \lambda^2$. Therefore, considering the Λ CDM parameters plus B_0 , we obtained a projected constraint of

$$\sigma_{B_0} = 3.1 \times 10^{-5} \quad (\text{BINGO}), \quad (48)$$

$$\sigma_{B_0} = 5.3 \times 10^{-2} \quad (\text{Planck}), \quad (49)$$

$$\sigma_{B_0} = 1.1 \times 10^{-5} \quad (\text{BINGO} + \text{Planck}). \quad (50)$$

Figure 14 shows the 2D marginalized contours for B_0 and h . We can see that BINGO will lead to a tight constraint on the MG parameter and also how the combination with *Planck* breaks the degeneracy in the parameter space. We note that the tight constraint on the Hubble constant from *Planck* comes from the fact we have assumed the Λ CDM model for the cosmological background.

4.6.2. Interacting dark energy

Another possible modification of the Λ CDM is to consider an interaction in the dark sector (Wetterich 1995; Amendola 2000). Since the dark sector is only detected gravitationally, different types of interaction of DE and DM are possible (Wang et al. 2016). In a field theory description of these components, this interaction is allowed and even mandatory (Micheletti et al. 2009). It can also alleviate the coincidence problem, given an appropriate interaction and a dynamical mechanism to make DE leave the scaling solution and produce late acceleration (Copeland et al. 2006).

The study of the interacting dark sector model is challenging because of the unknown nature of the two components, which makes it hard to describe the origin of such an interaction from first principles. Many different models of this interaction have been studied in the literature either from a phenomenological or from a field theory point of view. Here we take a purely phenomenological approach to describe the interacting dark sector

(for a more general description of the classification of these models see Wang et al. 2016, and Koyama et al. 2009; Pu et al. 2015; Ferreira et al. 2017; Costa et al. 2014, 2015; Marcondes et al. 2016; Landim & Abdalla 2017; Landim et al. 2018).

The interaction acts so that the energy-momentum of the dark sector components alone does not obey a conservation law,

$$\nabla_\mu T_{(i)}^{\mu\nu} = Q_{(i)}^\nu, \quad (51)$$

where conservation of the total energy-momentum implies that the right-hand sides add up to zero, $\sum_i Q_{(i)}^\nu = 0$. This is how the interaction can be realized.

Given the energy conservation of the full energy-momentum tensor, we represent DE and DM as fluids in a Friedmann-Lemaître-Robertson-Walker (FLRW) Universe obeying

$$\begin{aligned} \dot{\rho}_{dm} + 3H\rho_{dm} &= +Q, \\ \dot{\rho}_{de} + 3H(1+w_{de})\rho_{de} &= -Q, \end{aligned} \quad (52)$$

where ρ_{dm} and ρ_{de} are the energy densities of DM and DE, respectively, and the interaction Q can be a function of ρ_{dm} , ρ_{de} , or both. We assume that the EoS is constant in this simple model. By this definition if $Q > 0$, we have DE decaying in DM and for $Q < 0$ we have DM decaying in DE. The second case favors a Universe dominated by DM in the past and DE in the future. The interaction $Q(\rho_{dm}, \rho_{de})$ can be expanded in a Taylor series, and the phenomenological term (Feng et al. 2008; He et al. 2011)

$$Q = 3H(\xi_{dm}\rho_{dm} + \xi_{de}\rho_{de}) \quad (53)$$

is considered, where ξ_{dm} and ξ_{de} are constants.

This model presents two extra parameters when compared to the Λ CDM. However, due to instabilities in the DE perturbations and curvature (Valiviita et al. 2008; He et al. 2009), the parameter space of this model is reduced; the allowed regions are listed in Table 10 (He et al. 2009; Gavela et al. 2009).

Table 10. Stability conditions on the (constant) EoS and interaction for the interacting DE models considered in this work.

Case	Condition
$Q \propto \rho_{de} (\xi_{dm} = 0)$	$w < -1$ and $\xi_{de} > 0$; or $-1 < w < 0$ and $\xi_{de} < 0$
$Q \propto \rho_{dm} (\xi_{de} = 0)$	$w < -1, \forall \xi_{dm}$

In addition to the energy transfer in the background continuity equations, the phenomenological interaction will affect the time evolution of the first-order perturbations, which in the synchronous gauge are given by (He et al. 2011; Costa et al. 2014)

$$\dot{\delta}_{dm} = -\left(kv_{dm} + \frac{\dot{h}}{2}\right) + 3\mathcal{H}\xi_{de}\frac{1}{r}(\delta_{de} - \delta_{dm}), \quad (54)$$

$$\begin{aligned} \dot{\delta}_{de} = & -(1+w)\left(kv_{de} + \frac{\dot{h}}{2}\right) + 3\mathcal{H}(w - c_e^2)\delta_{de} \\ & + 3\mathcal{H}\xi_{dm}r(\delta_{de} - \delta_{dm}) \\ & - 3\mathcal{H}(c_e^2 - c_a^2)[3\mathcal{H}(1+w) + 3\mathcal{H}(\xi_{dm}r + \xi_{de})]\frac{v_{de}}{k}, \end{aligned} \quad (55)$$

$$\dot{v}_{dm} = -\mathcal{H}v_{dm} - 3\mathcal{H}\left(\xi_{dm} + \frac{1}{r}\xi_{de}\right)v_{dm}, \quad (56)$$

$$\begin{aligned} \dot{v}_{de} = & -\mathcal{H}(1 - 3c_e^2)v_{de} + \frac{3\mathcal{H}}{1+w}(1 + c_e^2)(\xi_{dm}r + \xi_{de})v_{de} \\ & + \frac{kc_e^2\delta_{de}}{1+w}, \end{aligned} \quad (57)$$

where δ_{dm} (δ_{de}) and v_{dm} (v_{de}) refer respectively to the overdensity and peculiar velocity of DM (DE), h is the metric perturbation in the synchronous gauge, c_e represents the effective sound speed, c_a refers to the adiabatic sound speed for the DE fluid at the rest frame, and $r \equiv \rho_{dm}/\rho_{de}$. Through Eqs. (52) – (57) the expansion history and the growth of LSS are seen to be changed by the phenomenological interaction, and thereby the deviated H_I IM signals relative to standard cosmology can be used to characterize and/or constrain the interacting DE model.

We observe that Eq. (3) was obtained assuming the Euler equation. However, in an interacting DE model, the DM component exchanges energy-momentum with DE and does not obey the same relation as the regular matter. This can be observed in Eq. (56). This leads to an additional contribution to the fractional brightness temperature perturbation, assuming that the H_I velocity follows the standard relation $v = (\bar{\rho}_b v_b + \bar{\rho}_{dm} v_{dm})/\bar{\rho}$. A more detailed discussion about the imprints that interacting DE models can leave on the 21cm power spectrum can be found in Xiao et al. (2021).

It is known that an interaction in the dark sector can modify the CMB spectrum at small ℓ and shift the acoustic peaks at large multipoles (Costa et al. 2014). On the other hand, the DE EoS only modifies the low multipoles in the CMB spectrum. Combining information from the late Universe can further break degeneracies and improve the parameter constraints. Figure 15 presents the 2D marginalized contours for two interacting DE scenarios with $Q \propto \rho_{de}$ and $Q \propto \rho_{dm}$. Because of the stability conditions, the $Q \propto \rho_{de}$ model needs to be divided into two regions, as described in Table 10. This will not be important in our Fisher matrix analysis with BINGO, as we only need to calculate derivatives around the fiducial model. However, our covariance matrices from *Planck* were obtained from a MCMC process, and therefore will depend on these priors. In Fig. 15 we do not distinguish between these regions and plot the results for $Q \propto \rho_{de}$ and $w < -1$.

Our results show that BINGO can put a better constraint on the interaction parameter ξ_{de} than *Planck* for the model with $Q \propto \rho_{de}$ and $w > -1$. However, the constraint on the DE EoS is weakened. If $w < -1$, we do not observe appreciable difference in our H_I Fisher matrix compared with the previous case, but *Planck* possesses better constraints for both the DE EoS and the interaction parameter. In general, the combination with *Planck* yields results of $\delta w \sim 5\%$ and $\sigma_{\xi_{de}} \sim 0.02$ for $Q \propto \rho_{de}$. If the interaction is proportional to the DM energy density, BINGO and *Planck* have opposite behaviors, with BINGO providing tighter constraints on the DE EoS, but allowing a wider uncertainty in the interaction, and *Planck* having looser constraints on the EoS, but tight contours for the interaction parameter. This is expected, as shown in Fig. 1 of Costa et al. (2019) where the BAO scale is more affected by the interaction at higher redshifts, and was also obtained in Table 10 of Costa et al. (2017) comparing low-redshift data with *Planck* data. Finally, the combination of the two surveys greatly improves the cosmological constraints. We summarize our results in Table 11.

Projected constraints with H_I IM experiments for interacting DE models were also considered in Xu et al. (2018). Their result for BINGO, however, could be about ten times stronger for the DE EoS and about four times stronger for the interacting parameter under the model with $Q \propto \rho_{de}$ and $w > -1$. Although there are some differences in the BINGO setup, we were only able to obtain this level of constraint in combination with *Planck* data.

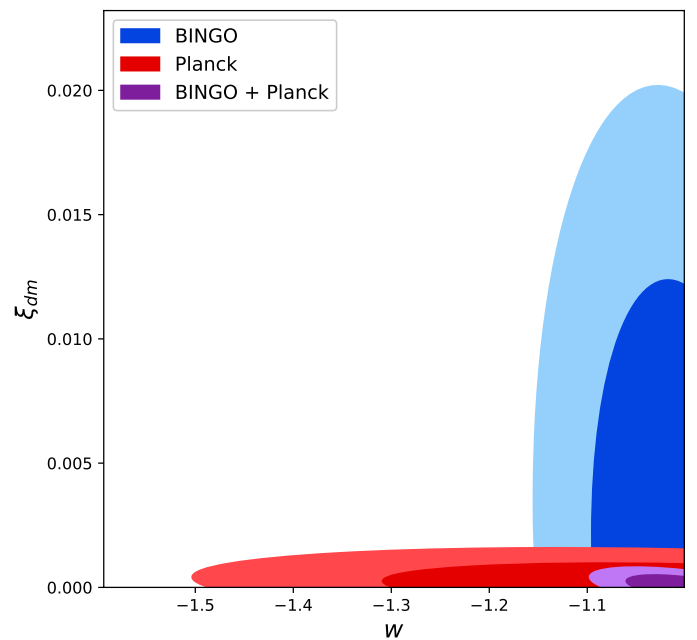
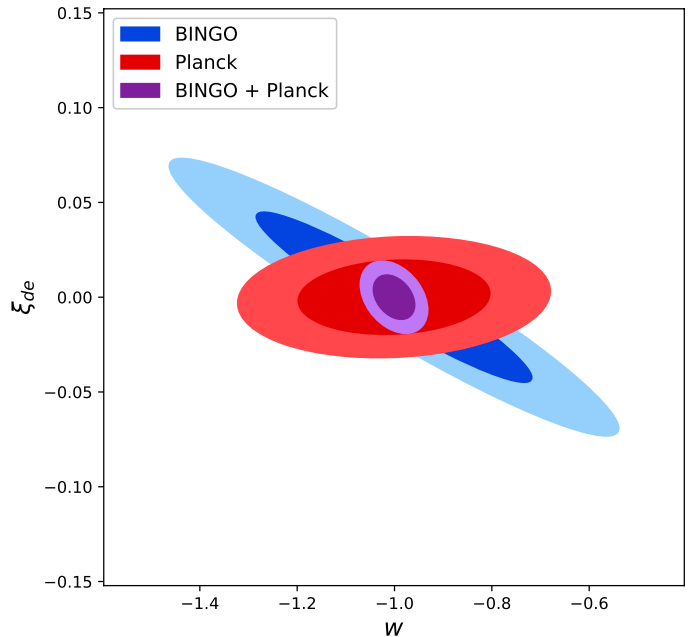


Fig. 15. Marginalized constraints (68% and 95% CL) for two interacting dark energy models with $Q \propto \rho_{de}$ and $w < -1$ (top) or $Q \propto \rho_{dm}$ (bottom) from BINGO, *Planck*, and BINGO + *Planck*.

5. Conclusions

BINGO will be a single-dish radio telescope designed to observe the LSS using H_I intensity mapping as a tracer of the underlying matter distribution. Therefore, it will provide additional data, susceptible to different systematic effects, that can help improve our current understanding of the late-time cosmological expansion and structure formation. In this work we used the 21cm an-

Table 11. Expected constraints on the DE EoS and the coupling constant from BINGO, *Planck*, and BINGO + *Planck* combined.

	BINGO	<i>Planck</i>	BINGO + <i>Planck</i>
$Q \propto \rho_{de}, w > -1$			
σ_w	0.37	0.072	0.047
$\sigma_{\xi_{de}}$	0.060	0.078	0.018
$Q \propto \rho_{de}, w < -1$			
σ_w	0.37	0.26	0.056
$\sigma_{\xi_{de}}$	0.059	0.026	0.015
$Q \propto \rho_{dm}$			
σ_w	0.12	0.40	0.078
$\sigma_{\xi_{dm}}$	0.016	0.001	0.0007

gular power spectra and the Fisher matrix formalism to forecast the constraining power of BINGO on standard and alternative cosmological models, and analyzed the dependency with different instrument configurations. In summary, we obtained the following:

- If we assume the Λ CDM model, the fiducial BINGO setup (see Table 2) cannot put competitive constraints on *Planck*. However, their combination can improve the confidence in all cosmological parameters; the Hubble constant and the DM parameter ($\Omega_c h^2$) are the most significant with an improvement of $\sim 25\%$ in both. This is competitive with current combined constraints from CMB and BAO data.
- BINGO plays a more significant role if we leave the DE EoS as a free parameter. In the w CDM model, BINGO alone can establish better constraints than *Planck* for the EoS. Their combination can reach 1.1% precision for H_0 and 3.3% for w at 68% CL, which have improved by respectively 92% and 87% in comparison with *Planck* alone.
- Under the CPL parameterization, BINGO + *Planck* achieves a 2.9% precision in the Hubble constant, 30% in the DE parameter w_0 , and $\sigma_{w_a} = 1.2$ for w_a at one standard deviation. Although these constraints can be considered large, BINGO has improved the constraints from *Planck* alone by up to 78%.
- Fixing the CPL parameterization as our fiducial cosmological model, we considered how the cosmological constraints should be affected by several different instrumental scenarios:

Total observational time: We considered the impact of the total observational time on our cosmological constraints, which affects the thermal noise level of our experiment. We observe that BINGO will mainly affect the constraints on the Hubble constant and the DE EoS. A five-year experiment can improve these constraints by $\delta\sigma_{H_0} = 25\%$, $\delta\sigma_{w_0}$ and $\delta\sigma_{w_a} \sim 21\%$ compared to the one-year survey. The FoM defined by the error ellipsoid improved by 11 times for BINGO only and 2.7 times in combination with *Planck*. Although our constraints have improved for longer total observational time, they significantly flatten after three years, suggesting this as an optimal observational time.

Number of feed horns: The fiducial setup assumes 28 feed horns. Considering the effect on the noise level only, increasing the number of horns to a maximum value of 60 can improve the constraints by at most 10%. Given the costs necessary to increase the number of horns and its connection with the total observational time, it may be more significant to increase the number of horns in such way to cover a larger area in the sky.

Number of redshift bins: The constraints are significantly affected by the number of bins considered; however, we observe small deviations from $N_{\text{bin}} = 64$ to $N_{\text{bin}} = 128$, suggesting that we have reached a plateau. As the actual number of redshift bins in the raw data of BINGO will be much larger, this choice must take into account the necessary computational calculations. Our analysis suggests that $N_{\text{bin}} = 64$ is optimal.

Cross-correlations: Some previous analysis considered the Limber approximation to extract the 21cm information. We analyzed the effect of including all the spectra on the final constraints. The importance of cross-correlations increases as we increase the number of bins, but eventually reaches a plateau. For $N_{\text{bin}} = 32$, near BINGO standard configuration, we obtain improvements of $\delta\ln(10^{10}A_s) = 0.4\%$, $\delta\Omega_b h^2 = 6.8\%$, $\delta n_s = 7.2\%$, $\delta h = 8.3\%$, $\delta w_0 = 8.8\%$, $\delta w_a = 11\%$, $\delta\Omega_c h^2 = 22\%$, and $\delta b_{\text{Hr}} = 31\%$.

RSD: RSD can break the degeneracy between A_s and b_{Hr} and improve the constraints on the other cosmological parameters. At $N_{\text{bin}} = 128$ the improvements from RSD are given by $\delta h = 1\%$, $\delta\ln(10^{10}A_s) = 2.2\%$, $\delta\Omega_b h^2 = 7.8\%$, $\delta n_s = 9.5\%$, $\delta w_0 = 14\%$, $\delta w_a = 34\%$, $\delta\Omega_c h^2 = 44\%$, and $\delta b_{\text{Hr}} = 176\%$, combining BINGO with *Planck* data.

Foreground Residuals: Foreground residuals will both increase the statistical errors and introduce biases in our final cosmological parameter estimation. We take these effects into account assuming that some sort of foreground removal technique has already been accomplished, and model the residual contamination as the sum of Gaussian processes. We obtain that the statistical error bars are not strongly enhanced; the maximum degradation was of 16% for BINGO only and 6% for BINGO + *Planck* with the overall scaling factor $\epsilon_{\text{FG}} = 1$ (no foreground removal). On the other hand, we found that the bias in our cosmological constraints will be at maximum 1σ if $\epsilon_{\text{FG}} = 10^{-4}$, and can be significantly smaller if we can achieve smaller values for ϵ_{FG} .

- We also compared the BINGO constraints to those from SKA1-MID band 1 and SKA1-MID band 2. Given the larger surveyed area, deeper redshift range, larger number of antennas, and lower system temperature, BINGO cannot compete with them. However, SKA will have more complicated systematic effects and BINGO can be a pathfinder to better understand them.
- In addition to our cosmological parameters, BINGO will help us understand the Hr evolution and distribution. This is affected by the cosmological model and the Hr model considered. Combining BINGO and *Planck* data, we obtained a 2.3% precision fixing the Hr density parameter under the CPL parameterization. Our worst scenario is obtained assuming that Ω_{Hr} and b_{Hr} vary with redshift as a free parameter over three groups of redshift bins. In this case we have $\sigma_{\Omega_{\text{Hr}}^i} \sim 8.5\%$ and $\sigma_{b_{\text{Hr}}^i} \sim 6\%$.
- Measurements from the Hr power spectrum can break the geometric degeneracy in the parameter space of Λ CDM + $\sum m_\nu$. In combination with BINGO, we obtained $\sigma_{\sum m_\nu} < 0.14 \text{ eV}$ at 95% CL, which is on the same order of current constraints.
- BINGO can also help constrain alternative cosmological models breaking degeneracies in the parameter space. In particular, under the B_0 -parameterization of $f(R)$ gravity, we obtained $\sigma_{B_0} = 3.1 \times 10^{-5}$ with BINGO against $\sigma_{B_0} = 5.3 \times 10^{-2}$ from *Planck*. On the other hand, we forecast that BINGO + *Planck* will be able to put constraints of $\sigma_{\xi_{de}} \sim 0.02$ and $\sigma_{\xi_{dm}} = 0.0007$ on the interacting dark energy parameters.

We would like to note some limitations and future extensions of the present work:

- First, we considered the full 21cm angular power spectrum. Although this has more information than the BAO data alone, it is also more contaminated by the H_I physics.
- In our analysis we used the Fisher matrix formalism. It is well known that the Fisher matrix produces the optimal scenario, thus we should expect deviations from the present constraints in a more robust MCMC sampling of the parameter space through the 21cm likelihood. Because of the tomographic nature of our 21cm angular spectra, spanning a 3D volume, the number of necessary computations can increase dramatically compared to the CMB angular spectra. Therefore, given our computational resources at the moment, we decided to adopt the Fisher matrix formalism, which has been widely used in the literature to forecast cosmological constraints and can provide consistent results.
- As discussed before, BINGO will be mainly affected by the presence of foregrounds. Here the bulk of our analysis considers a perfect foreground removal technique. Of course, this will not be the case, and foreground residuals must be taken into account. In the BINGO companion papers (Liccardo et al. 2021) and (Fornazier et al. 2021), the foreground cleaning process is further discussed.
- The real situation will also be contaminated by other effects. The $1/f$ noise will be the most prominent of them for the BINGO configuration. Other effects that must be taken into account in the final analysis include standing waves, side lobes, RFI, and atmospheric effects.
- Although BINGO's beam resolution will suppress most nonlinear effects, very thin redshift bins can have a significant contribution from nonlinearities. Nonlinear effects are further discussed in our BINGO companion paper (Zhang et al. 2021) and their impact on the cosmological parameters will be analyzed in a future work.

Acknowledgements. The BINGO project is supported by FAPESP grant 2014/07885-0; the support from CNPq is also gratefully acknowledged (E.A.). A.A.C. acknowledges financial support from the China Postdoctoral Science Foundation, grant number 2020M671611. R.G.L. thanks CAPES (process 88881.162206/2017-01) and the Alexander von Humboldt Foundation for the financial support. C.P.N. would like to thank São Paulo Research Foundation (FAPESP), grant 2019/06040-0, for financial support. F.B.A. acknowledges the UKRI-FAPESP grant 2019/05687-0, and FAPESP and USP for Visiting Professor Fellowships where this work has been developed. B.W. and A.A.C. were also supported by the key project of NNSFC under grant 11835009. C.A.W. acknowledges a CNPq grant 2014/313.597. T.V. acknowledges CNPq Grant 308876/2014-8. K.S.F.F. would like to thank FAPESP for financial support grant 2017/21570-0. A.R.Q., F.A.B., L.B. and M.V.S. acknowledge PRONEX/CNPq/FAPESP-PB (Grant no. 165/2018). V.L. would like to thank São Paulo Research Foundation (FAPESP), grant 2018/02026-0, for financial support. L.S. is supported by the National Key R&D Program of China (2020YFC2201600). J.Z. was supported by IBS under the project code, IBS-R018-D1. We thank an anonymous referee for his/her very insightful comments.

References

Abbott, T. M. C. et al. 2021 [arXiv:2105.13549]
 Abdalla, E. & Marins, A. 2020, *Int. J. Mod. Phys. D*, 29, 2030014
 Abdalla, E. et al. 2021a [arXiv:2107.01633]
 Abdalla, F. B. et al. 2021b [arXiv:2107.01635]
 Aghanim, N. et al. 2020, *Astron. Astrophys.*, 641, A6
 Ahmad, Q. R. et al. 2002, *Phys. Rev. Lett.*, 89, 011301
 Albrecht, A. et al. 2006 [arXiv:astro-ph/0609591]
 Amara, A. & Refregier, A. 2008, *Mon. Not. Roy. Astron. Soc.*, 391, 228
 Amendola, L. 2000, *Phys. Rev.*, D62, 043511
 Bacon, D. J. et al. 2020, *Publ. Astron. Soc. Austral.*, 37, e007
 Bandura, K. et al. 2014, *Proc. SPIE Int. Soc. Opt. Eng.*, 9145, 22

Battye, R., Browne, I., Dickinson, C., et al. 2013, *Mon. Not. Roy. Astron. Soc.*, 434, 1239
 Battye, R. et al. 2016 [arXiv:1610.06826]
 Battye, R. A., Brown, M. L., Browne, I. W. A., et al. 2012 [arXiv:1209.1041]
 Battye, R. A., Davies, R. D., & Weller, J. 2004, *Mon. Not. Roy. Astron. Soc.*, 355, 1339
 Bigot-Sazy, M. A., Dickinson, C., Battye, R., et al. 2015, *Mon. Not. Roy. Astron. Soc.*, 454, 3240
 Blas, D., Lesgourgues, J., & Tram, T. 2011, *Journal of Cosmology and Astroparticle Physics*, 2011, 034
 Bull, P., Ferreira, P. G., Patel, P., & Santos, M. G. 2015, *Astrophys. J.*, 803, 21
 Chang, T.-C., Pen, U.-L., Bandura, K., & Peterson, J. B. 2010, *Nature*, 466, 463
 Chang, T.-C., Pen, U.-L., Peterson, J. B., & McDonald, P. 2008, *Phys. Rev. Lett.*, 100, 091303
 Chen, T., Battye, R., Costa, A., Dickinson, C., & Harper, S. 2020, *Mon. Not. Roy. Astron. Soc.*, 491, 4254
 Chen, X. 2012, *Int. J. Mod. Phys. Conf. Ser.*, 12, 256
 Chevallier, M. & Polarski, D. 2001, *Int. J. Mod. Phys.*, D10, 213
 Clifton, T., Ferreira, P. G., Padilla, A., & Skordis, C. 2012, *Phys. Rep.*, 513, 1
 Copeland, E. J., Sami, M., & Tsujikawa, S. 2006, *Int. J. Mod. Phys.*, D15, 1753
 Costa, A. A., Olivari, L. C., & Abdalla, E. 2015, *Phys. Rev. D*, 92, 103501
 Costa, A. A., Xu, X.-D., Wang, B., & Abdalla, E. 2017, *JCAP*, 01, 028
 Costa, A. A., Xu, X.-D., Wang, B., Ferreira, E. G. M., & Abdalla, E. 2014, *Phys. Rev. D*, 89, 103531
 Costa, A. A. et al. 2019, *Mon. Not. Roy. Astron. Soc.*, 488, 78
 Daniel, S. F., Linder, E. V., Smith, T. L., et al. 2010, *Phys. Rev.*, D81, 123508
 Deffayet, C., Gao, X., Steer, D. A., & Zahariade, G. 2011, *Phys. Rev. D*, D84, 064039
 Feng, C., Wang, B., Abdalla, E., & Su, R.-K. 2008, *Phys. Lett.*, B665, 111
 Ferreira, E. G., Quintin, J., Costa, A. A., Abdalla, E., & Wang, B. 2017, *Phys. Rev. D*, 95, 043520
 Fornazier, K. S. F. et al. 2021 [arXiv:2107.01637]
 Fukuda, Y. et al. 1998, *Phys. Rev. Lett.*, 81, 1562
 Furlanetto, S., Oh, S., & Briggs, F. 2006, *Phys. Rept.*, 433, 181
 Gavala, M. B., Hernandez, D., Lopez Honorez, L., Mena, O., & Rigolin, S. 2009, *JCAP*, 0907, 034, [Erratum: JCAP1005.E01(2010)]
 Giannantonio, T., Martinelli, M., Silvestri, A., & Melchiorri, A. 2010, *JCAP*, 04, 030
 Hall, A., Bonvin, C., & Challinor, A. 2013, *Phys. Rev.*, D87, 064026
 Harper, S., Dickinson, C., Battye, R., et al. 2018, *Mon. Not. Roy. Astron. Soc.*, 478, 2416
 Harper, S. E. & Dickinson, C. 2018, *MNRAS*, 479, 2024
 He, J.-H., Wang, B., & Abdalla, E. 2009, *Phys. Lett.*, B671, 139
 He, J.-H., Wang, B., & Abdalla, E. 2011, *Phys. Rev.*, D83, 063515
 Hildebrandt, H. et al. 2020, *Astron. Astrophys.*, 633, A69
 Hojjati, A., Pogossian, L., Silvestri, A., & Talbot, S. 2012, *Phys. Rev. D*, 86, 123503
 Horndeski, G. W. 1974, *Int. J. Theor. Phys.*, 10, 363
 Hu, W. & Sawicki, I. 2007, *Phys. Rev. D*, 76, 064004
 Kerp, J., Winkel, B., Ben Bekhti, N., Floer, L., & Kalberla, P. 2011, *Astron. Nachr.*, 332, 637
 Koyama, K., Maartens, R., & Song, Y.-S. 2009, *J. Cosmol. Astropart. Phys.*, 0910, 017
 Landim, R. G. & Abdalla, E. 2017, *Phys. Lett. B*, 764, 271
 Landim, R. G., Marcondes, R. J. F., Bernardi, F. F., & Abdalla, E. 2018, *Braz. J. Phys.*, 48, 364
 Lesgourgues, J. & Pastor, S. 2012, *Adv. High Energy Phys.*, 2012, 608515
 Lewis, A. & Bridle, S. 2002, *Phys. Rev. D*, 66, 103511
 Liccardo, V. et al. 2021 [arXiv:2107.01636]
 Linder, E. V. 2003, *Phys. Rev. Lett.*, 90, 091301
 Loeb, A. & Wyithe, S. 2008, *Phys. Rev. Lett.*, 100, 161301
 Loureiro, A. et al. 2019, *Mon. Not. Roy. Astron. Soc.*, 485, 326
 Maino, D., Burigana, C., Maltoni, M., et al. 1999, *A&AS*, 140, 383
 Marcondes, R. J., Landim, R. C., Costa, A. A., Wang, B., & Abdalla, E. 2016, *JCAP*, 12, 009
 Masui, K. W., Schmidt, F., Pen, U.-L., & McDonald, P. 2010, *Phys. Rev. D*, 81, 062001
 Masui, K. W. et al. 2013, *Astrophys. J.*, 763, L20
 McLeod, M., Balan, S. T., & Abdalla, F. B. 2017, *Monthly Notices of the Royal Astronomical Society*, 466, 3558
 Meinhold, P., Leonardi, R., Aja, B., et al. 2009, *Journal of Instrumentation*, 12, T12009
 Micheletti, S., Abdalla, E., & Wang, B. 2009, *Phys. Rev.*, D79, 123506
 Nan, R., Li, D., Jin, C., et al. 2011, *Int. J. Mod. Phys.*, D20, 989
 Olivari, L., Remazeilles, M., & Dickinson, C. 2016, *Mon. Not. Roy. Astron. Soc.*, 456, 2749
 Olivari, L. C., Dickinson, C., Battye, R. A., et al. 2018, *Mon. Not. Roy. Astron. Soc.*, 473, 4242
 Perlmutter, S. et al. 1999, *Astrophys. J.*, 517, 565
 Pritchard, J. R. & Loeb, A. 2012, *Rept. Prog. Phys.*, 75, 086901

- Pu, B.-Y., Xu, X.-D., Wang, B., & Abdalla, E. 2015, *Phys. Rev. D*, 92, 123537
- Remazeilles, M., Delabrouille, J., & Cardoso, J.-F. 2011a, *Mon. Not. Roy. Astron. Soc.*, 410, 2481
- Remazeilles, M., Delabrouille, J., & Cardoso, J.-F. 2011b, *Mon. Not. Roy. Astron. Soc.*, 418, 467
- Riess, A. G., Casertano, S., Yuan, W., Macri, L. M., & Scolnic, D. 2019, *Astrophys. J.*, 876, 85
- Riess, A. G. et al. 1998, *Astron. J.*, 116, 1009
- Rohlfs, K. & Wilson, T. 2004, in *Tools of Radio Astronomy* (Springer), 16–32
- Santos, M. G., Cooray, A., & Knox, L. 2005, *Astrophys. J.*, 625, 575
- Santos, M. G. et al. 2015 [arXiv:1501.03989]
- Seiffert, M., Mennella, A., Burigana, C., et al. 2002, *Astron. Astrophys.*, 391, 1185
- Sethi, S. K. 2005, *Mon. Not. Roy. Astron. Soc.*, 363, 818
- Switzer, E. R. et al. 2013, *Mon. Not. Roy. Astron. Soc.*, 434, L46
- Tegmark, M., Taylor, A., & Heavens, A. 1997, *Astrophys. J.*, 480, 22
- Valiviita, J., Majerotto, E., & Maartens, R. 2008, *JCAP*, 0807, 020
- Visbal, E., Loeb, A., & Wyithe, J. B. 2009, *JCAP*, 10, 030
- Wang, B., Abdalla, E., Atrio-Barandela, F., & Pavon, D. 2016, *Rep. Prog. Phys.*, 79, 096901
- Wetterich, C. 1995, *Astron. Astrophys.*, 301, 321
- Wilson, T., Rohlfs, K., & Huettemeister, S. 2013, *Tools of Radio Astronomy 6th Ed.* (Springer-Verlag Berlin Heidelberg)
- Wuensche, C. A. & the BINGO Collaboration. 2019, in *Journal of Physics Conference Series*, Vol. 1269, *Journal of Physics Conference Series*, 012002
- Wuensche, C. A. et al. 2021 [arXiv:2107.01634]
- Xiao, L., Costa, A. A., & Wang, B. 2021 [arXiv:2103.01796]
- Xu, X., Ma, Y.-Z., & Weltman, A. 2018, *Phys. Rev. D*, 97, 083504
- Yohana, E., Li, Y.-C., & Ma, Y.-Z. 2019, *Research in Astronomy and Astrophysics*, 19, 186
- Zhang, J. et al. 2021 [arXiv:2107.01638]

¹ Center for Gravitation and Cosmology, College of Physical Science and Technology, Yangzhou University, Yangzhou 225009, China

² Technische Universität München, Physik-Department T70, James-Frank-Straße 1, 85748 Garching, Germany

³ Divisão de Astrofísica, Instituto Nacional de Pesquisas Espaciais (INPE), São Jose dos Campos - SP, Brazil

⁴ School of Aeronautics and Astronautics, Shanghai Jiao Tong University, Shanghai 200240, China

⁵ Instituto de Física, Universidade de São Paulo, C.P. 66.318, CEP 05315-970, São Paulo, Brazil

⁶ Max-Planck-Institut für Astrophysik, Karl-Schwarzschild Str. 1, 85741 Garching, Germany

⁷ Department of Physics and Astronomy, University College London, Gower Street, London, WC1E 6BT, UK,

⁸ Department of Physics and Electronics, Rhodes University, PO Box 94, Grahamstown, 6140, South Africa,

⁹ Jodrell Bank Centre for Astrophysics, Department of Physics and Astronomy, The University of Manchester, Oxford Road, Manchester, M13 9PL, U.K.

¹⁰ Unidade Acadêmica de Física, Universidade Federal de Campina Grande, R. Aprígio Veloso, 58429-900 - Bodocongó, Campina Grande - PB, Brazil

¹¹ Departamento de Física, Universidade Federal da Paraíba, Caixa Postal 5008, 58051-970 João Pessoa, Paraíba, Brazil

¹² Instituto de Física, Universidade de Brasília, Brasília, DF, Brazil

¹³ Centro de Gestão e Estudos Estratégicos - CGEE, SCS Quadra 9, Lote C, Torre C S/N Salas 401 - 405, 70308-200 - Brasília, DF, Brazil

¹⁴ Center for Theoretical Physics of the Universe, Institute for Basic Science (IBS), Daejeon 34126, Korea

Appendix A: Code comparison

In order to check the outputs of the code used throughout this work, we show here a comparison between the C_ℓ values (and their derivatives) calculated using this code and those obtained from the *Unified Cosmological Library for C_ℓ s* code (UCLCL; McLeod et al. 2017; Loureiro et al. 2019), matching cosmologies as closely as possible. UCLCL uses the power spectra and transfer functions from the CLASS code (Blas et al. 2011) to construct the angular power spectrum C_ℓ ,

$$C_\ell^{ij} = \frac{2}{\pi} \int W_\ell^i(k) W_\ell^j(k) k^2 P(k) dk, \quad (\text{A.1})$$

where the indices i and j denote the different redshift bins, $P(k)$ is the underlying matter density field power spectrum at zero redshift, and $W_\ell(k)$ is the window function that accounts for projection effects and all the processes involved in the evolution, including RSD (see discussion in Loureiro et al. 2019).

We set the cosmological parameters to the most recent Planck results for Λ CDM as fiducial values ($\Omega_b h^2 = 0.0224$, $\Omega_c h^2 = 0.120$, $h = 0.673$, $\Omega_k h^2 = 0$, $w_0 = -1$, $w_a = 0$, $n_s = 0.965$, $\ln(10^{10} A_s) = 3.096$; Aghanim et al. 2020).

We performed several tests and comparisons, and here we present a set of them as illustrative examples in order to give the overall picture of the level of agreement among the results of each code. We first compared the results obtained for a total of 30 frequency bands, each with 10 MHz bandwidths, covering the BINGO frequency range. Some examples of the resulting auto- and cross-correlation spectra are shown in the upper panel of Figs. A.1 and A.2, respectively. The lower panel in each figure presents the respective relative difference, in percentage, and shows that the codes deviate from each other by less than 1% for the auto- C_ℓ^{ij} s and less than 2% for the cross- C_ℓ^{ij} s at multipoles up to $\ell \sim 100$. A larger discrepancy for higher multipoles is introduced not only by small numerical errors (characterized by the noisy behavior), but mainly because the C_ℓ^{ij} have very small absolute values at this region, reaching zero, especially in the case of cross-correlation. This is evident from the blue line in Fig. A.2, representing the cross-correlation among the frequency bins centered at 1105 MHz and 1085 MHz, which present C_ℓ^{ij} values near zero at the first multipoles (upper panel), resulting in a larger relative difference at these multipoles as well (lower panel).

We also investigated the influence of different bandwidths when comparing the codes. We tested four bandwidths (2 MHz, 10 MHz, 35 MHz and 75 MHz) centered at the frequency of 1110 MHz. The comparison among some of the auto- C_ℓ^{ij} s resulting from each code is depicted in Fig. A.3. Again, the level of agreement is better than 99.5% for the thinner bandwidths, while it reaches 99% for the thicker bandwidth, showing that the smaller the bandwidth the better the level of agreement between the codes.

Finally, we compared the two codes in the context of the derivatives of the C_ℓ^{ij} s with respect to a set of cosmological and 21cm parameters, calculated with a variation of 1% on the corresponding fiducial values. The comparison, presented in Fig. A.4 for a bandwidth of 10 MHz centered at 1110 MHz, shows an agreement of more than 99%, for all parameters considered, for multipoles up to $\ell \sim 100$, and of more than 98% for larger multipoles. The same comparison was performed for other different bandwidths, obtaining results similar to those observed in Fig. A.4 for bandwidths of 2 MHz and 35 MHz, and a larger discrepancy for the broader band, 75 MHz, but still following the expected from Fig. A.3.

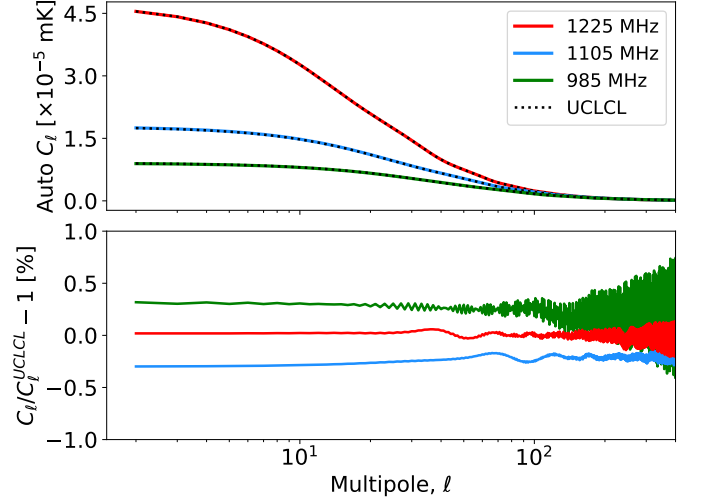


Fig. A.1. Comparison between the auto-correlation C_ℓ^{ij} s (for $i = j$) calculated in this work and those obtained with the UCLCL code at three BINGO redshift bins, centered at the frequencies 985, 1105, and 1225 MHz (redshifts $z \approx 0.44, 0.28$, and 0.16 , respectively), and bandwidths of 10 MHz. The upper panel shows the UCLCL results overplotted as dotted lines on each of the calculated curves (colored lines), while the lower panel shows the percentage relative difference among them.

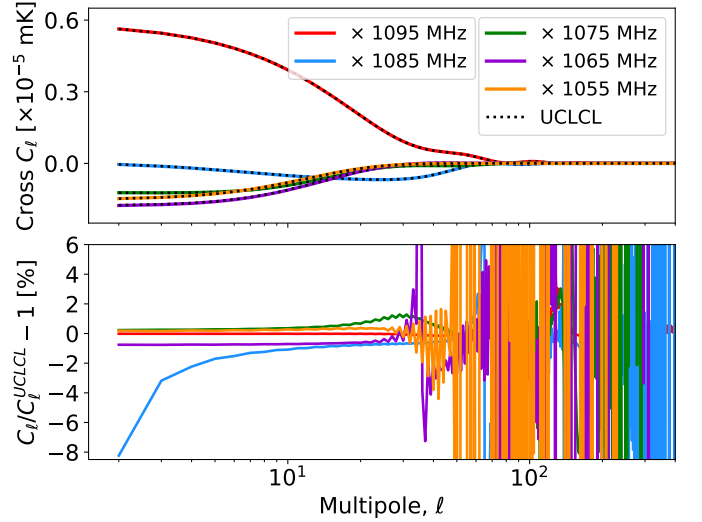


Fig. A.2. Same as Fig. A.1, but for the cross-correlation C_ℓ^{ij} s ($i \neq j$) between the frequency bin centered at 1105 MHz ($z = 0.28$) and the five following frequency bins, with bandwidth of 10 MHz.

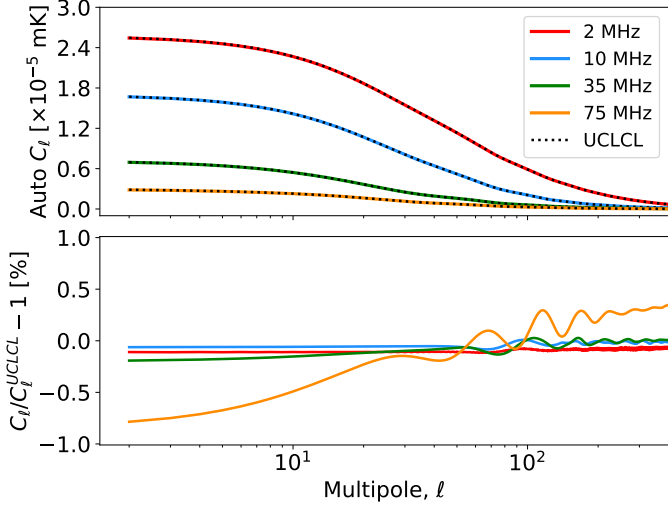


Fig. A.3. Comparison between the auto-correlation C_ℓ^{ij} calculated in this work and using the UCLCL code for four different bandwidths between 2 and 75MHz, all of them centered at a frequency of 1110MHz. Again, the upper panel shows the results overplotted and the lower panel shows the percentage difference among them.

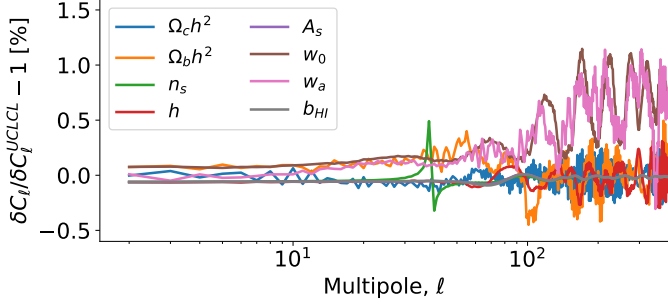


Fig. A.4. Percentage relative difference comparing the derivatives, $\delta C_\ell^{ij} = dC_\ell^{ij}/dx$ (for auto-correlation, $i = j$), with x representing each cosmological and 21cm parameter, calculated in this work and by using the UCLCL code. All the cases correspond to a frequency channel with a bandwidth of 10MHz centered at 1110MHz.