

Characterizing two-dimensional superconductivity via nanoscale noise magnetometry with single-spin qubits

Pavel E. Dolgirev,^{1,*} Shubhayu Chatterjee,^{2,*} Ilya Esterlis,¹ Alexander A. Zibrov,¹
Mikhail D. Lukin,¹ Norman Y. Yao,^{2,3} and Eugene Demler^{1,4}

¹*Department of Physics, Harvard University, Cambridge, Massachusetts 02138, USA*

²*Department of Physics, University of California, Berkeley, CA 94720, USA*

³*Materials Sciences Division, Lawrence Berkeley National Laboratory, Berkeley CA 94720, USA*

⁴*Institute for Theoretical Physics, ETH Zurich, 8093 Zurich, Switzerland*

We propose nanoscale magnetometry via isolated single-spin qubits as a probe of superconductivity in two-dimensional materials. We characterize the magnetic field noise at the qubit location, arising from current and spin fluctuations in the sample and leading to measurable polarization decay of the qubit. We show that the noise due to transverse current fluctuations studied as a function of temperature and sample-probe distance can be used to extract useful information about the transition to a superconducting phase and the pairing symmetry of the superconductor. Surprisingly, at low temperatures, the dominant contribution to the magnetic noise arises from longitudinal current fluctuations and can be used to probe collective modes such as monolayer plasmons and bilayer Josephson plasmons. We also characterize the noise due to spin fluctuations, which allows probing the spin structure of the pairing wave function. Our results provide a non-invasive route to probe the rich physics of two-dimensional superconductors.

I. INTRODUCTION

Recent years have witnessed a surge of activity on two-dimensional (2D) superconductors on both experimental and theoretical fronts. On the experimental side, robust superconductivity has been observed in transport measurements in several 2D materials, including Van der Waals heterostructures such as magic angle graphene and transition metal dichalcogenides (TMDs)^{1–6}. On the theoretical side, analytical and numerical studies have predicted both new material candidates and new physical mechanisms for 2D superconductivity^{7–14}. However, for some exciting prospective 2D materials such as TMDs, it is experimentally challenging to make electric contacts that are necessary to carry out transport measurements to detect a superconducting phase transition¹⁵. For magic-angle twisted bilayer or trilayer graphene, resistivity measurements do show a superconducting transition at low temperatures. However, the nature of the superconductivity there, as well as the symmetry of the gap function, remains unknown, as it is not unambiguously accessible with conventional probes. Therefore, it is highly desirable to devise complementary experimental probes that can efficiently detect and characterize 2D superconductivity.

Quantum sensing has established itself as a rapidly growing area of research, with tremendous technological prospects¹⁶. In particular, isolated impurity qubits, such as nitrogen-vacancy (NV) or silicon-vacancy (SiV) centers in diamond, have enabled measurements of local magnetic fields with high precision and accuracy^{17–21}. While such qubits have broad applications ranging from quantum computation to biological imaging²², very recently, they have also proven useful in understanding the behavior of condensed matter systems. Both static sensing of local magnetic fields and dynamic detection

of magnetic noise have been used to study interesting physics, including topological magnetic textures such as skyrmions²³, non-local transport in metals²⁴, pressure-driven phase transitions^{25,26}, and scattering of magnons in magnetic thin films²⁷, to name a few. Bolstered by this, there have been theoretical proposals to use magnetic noise sensors to probe a variety of phenomena, such as symmetry-protected one-dimensional edge modes²⁸, hydrodynamic sound modes in magnon fluids²⁹, dynamic phase transitions via magnon condensation³⁰, and exotic long-range entangled states such as quantum spin liquids³¹. The qubit sensors offer several advantages compared to traditional condensed matter probes. Their optical initialization and read-out capabilities, high degree of tunability with both frequency and momentum resolution, and minimally invasive nature make them ideal for characterizing the physics of correlated electronic systems.

In this work, we propose nanoscale noise magnetometry by impurity qubits as a probe of 2D superconductivity. When an isolated qubit is placed in proximity to a 2D superconductor, it couples to the noisy magnetic field generated by both current and spin fluctuations in the sample. If the qubit is initialized in a polarized state, the polarization will decay due to magnetic noise. It is convenient to distinguish transverse current fluctuations, where the current density $\mathbf{j}^T(\mathbf{q})$ is perpendicular to the in-plane momentum \mathbf{q} , from longitudinal current fluctuations, with $\mathbf{j}^L(\mathbf{q}) \parallel \mathbf{q}$. The latter are accompanied by charge density fluctuations, as follows from the continuity equation, and, thus, are suppressed by strong Coulomb forces. For this reason, the longitudinal sector can be safely neglected in metals³². In superconductors, this is no longer true at low temperatures, where the presence of superconductivity suppresses transverse current fluctuations, thus providing a gateway to probe the longitudinal ones. In Sec. II, we discuss how one gains indepen-

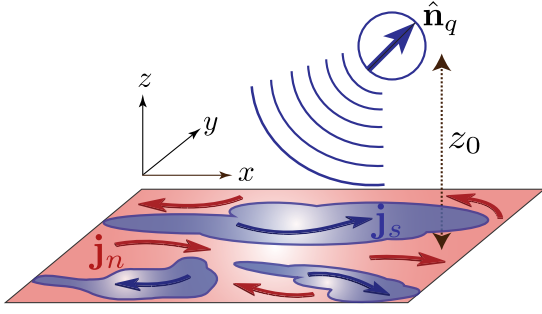


FIG. 1. Schematic of the experimental set-up, showing an isolated impurity qubit placed at a distance z_0 from the two-dimensional superconducting sample in the x - y plane. A fluctuating magnetic field due to both supercurrent \mathbf{j}_s and normal current \mathbf{j}_n in the sample results in relaxation of the qubit polarization.

dent access to both transverse and longitudinal sectors by varying the direction of the initial qubit polarization.

In Sec. III, we demonstrate that within the two-fluid model of superconductors, the transverse magnetic noise is essentially determined by the transverse conductivity $\sigma_n^T(\mathbf{q}, \Omega)$ of the normal fluid. The frequency Ω is set by the probe-splitting and can be tuned by external fields, while the in-plane momentum $q \sim 1/z_0$ is set by the inverse sample-probe distance. Typically, the qubit energy splitting Ω is in the gigahertz range, being the smallest energy scale in the system, allowing approximating $\Omega \approx 0$. At the same time, what makes qubit sensors distinct compared to conventional probes is the tunability of the sample-probe distance z_0 , giving access to various transport regimes, as encoded in $\sigma_n^T(q \sim 1/z_0, \Omega \rightarrow 0)$. These possible transport regimes are determined by the rich interplay of four length scales in superconductors: (i) the quasiparticle mean-free path ℓ_{MF} , (ii) the qubit-sample distance z_0 , (iii) the quasiparticle thermal wavelength λ_T , and (iv) the superconducting coherence length ξ_T . In Sec. III, to investigate these transport regimes as well as crossovers between them that occur upon tuning experimental knobs (for instance, the temperature T), we compute the transverse normal conductivity within the mean-field BCS theory using the Kubo formula. This one-loop calculation neglects the long-range Coulomb interaction, which, however, is not expected to affect σ_n^T . We examine both singlet and triplet superconductors, with different symmetries of the superconducting order parameter, in both clean and disordered limits. The main result of Sec. III is the demonstration that qubit sensors can be used to detect the superconducting phase transition and to uncover the nature of the pairing function.

Deep in the superconducting phase, quasiparticle excitations become thermally suppressed due to the superconducting gap, leading to the suppression of the transverse noise. At such low temperatures, one no longer can neglect longitudinal current fluctuations. In Sec. IV, we investigate the longitudinal noise and show that it allows

us to probe longitudinal collective modes, such as gapless plasmons in monolayers and gapped Josephson plasmons in bilayers.

In addition to current fluctuations, spin fluctuations can also contribute to the magnetic noise. The suppression of the transverse current fluctuations at low temperatures requires us to address the question of spin noise carefully, which we do in Sec. V. We find that in contrast to metals, spin noise is not parametrically suppressed as a function of the sample-probe distance, but its magnitude is still quite small. It may become comparable to the current noise in systems with flat bands or with bands having large Berry curvature relevant to some moiré materials, in which case the anisotropy of noise can be used to determine the nature of triplet pairing.

We conclude and give a brief outlook for future work in Sec. VI. Technical calculations are relegated to appendixes. Some highlights of this work can be found in the shorter paper, Ref. 33.

II. RELAXATION RATE OF QUBIT

We begin by characterizing the depolarization of the qubit in the presence of a nearby superconducting sample. For concreteness, we consider a single isolated qubit at $\mathbf{r}_0 = (0, 0, z_0)$, i.e., at a distance z_0 above the two-dimensional homogeneous sample in the xy plane. The qubit Hamiltonian is given by a splitting Ω along a quantization axis $\hat{\mathbf{n}}_q$ and a coupling to the local magnetic field $\mathbf{B}(\mathbf{r}_0, t)$ at the qubit location:

$$H_q = \frac{\Omega}{2}(\hat{\mathbf{n}}_q \cdot \boldsymbol{\sigma}) + g\mu_B \mathbf{B}(\mathbf{r}_0, t) \cdot \boldsymbol{\sigma}. \quad (1)$$

The magnetic field $\mathbf{B}(\mathbf{r}_0, t)$ comes from charge and spin fluctuations in the sample. Once the qubit is initialized in a polarized state, the qubit polarization will decay due to the coupling to this noisy field. This can be characterized by the magnetic noise tensor $\mathcal{N}_{ab}(\Omega)$:

$$\mathcal{N}_{ab}(\Omega) = \frac{1}{2} \int_{-\infty}^{\infty} dt e^{i\Omega t} \langle \{B_a(\mathbf{r}_0, t), B_b(\mathbf{r}_0, 0)\} \rangle, \quad (2)$$

where $\langle \dots \rangle$ denotes equilibrium ensemble average at temperature T . By a standard application of Fermi's golden rule (see Refs. 28 and 31 for details), the relaxation rate of the qubit polarization can be related to the noise tensor as:

$$\frac{1}{T_1} = (g\mu_B)^2 \mathcal{N}_{+-}(\Omega), \quad (3)$$

where $\mathbf{B}_{\pm} = B_{x'} \pm iB_{y'}$, and $(\hat{x}', \hat{y}', \hat{\mathbf{n}}_q)$ form a mutually orthogonal triad (the qubit quantization axis $\hat{\mathbf{n}}_q$ need not to coincide with the z -axis, as depicted in Fig. 1).

Useful constraints on the magnetic noise tensor can be derived from symmetry considerations. Assuming the rotational symmetry about the z axis, we get $\mathcal{N}_{xx} = \mathcal{N}_{yy}$ and $\mathcal{N}_{xy} = -\mathcal{N}_{yx}$. On additional imposition of reflection symmetry in the xz (yz) plane, we find that $\mathcal{N}_{xz(yz)} =$

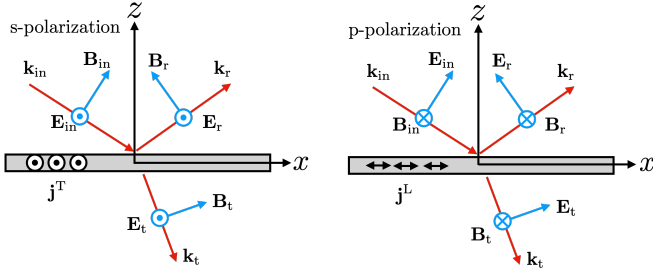


FIG. 2. Definition of s- and p-polarized waves. Subscripts “in”, “r”, and “t”, denote “incoming”, “reflected”, and “transmitted” waves, respectively. The s-polarization generates transverse currents, \mathbf{j}^T , while p-polarization generates longitudinal currents, \mathbf{j}^L .

0. Therefore, the noise tensor at a given frequency Ω is completely characterized by two independent numbers, namely: the transverse noise $\mathcal{N}_T = \mathcal{N}_{xx} + \mathcal{N}_{yy} = 2\mathcal{N}_{xx}$ and the longitudinal noise $\mathcal{N}_L = \mathcal{N}_{zz}$. From Eq. (3), we note that the orientation of $\hat{\mathbf{n}}_q$ tells us what kind of noise the qubit is sensitive to. Specifically, setting $\hat{\mathbf{n}}_q = \hat{z}$ makes the qubit sensitive to \mathcal{N}_T , while setting $\hat{\mathbf{n}}_q = \hat{x}$ results in a relaxation time governed by $\mathcal{N}_L + \mathcal{N}_T/2$. Therefore, both transverse and longitudinal noise can be extracted independently by appropriate alignment of the qubit quantization axis.

What remains is to relate the noise tensor \mathcal{N}_{ab} to correlations within the sample. As discussed in Ref. 32, this can be done by solving Maxwell’s equations, which relate the magnetic field at \mathbf{r}_0 to fluctuating sources in the superconductor. Neglecting retardation effects (since the speed of light c is much larger than typical velocity scales, such as Fermi velocity v_F , in condensed matter systems), most of the noise comes from evanescent electromagnetic (EM) modes. In particular, the transverse noise \mathcal{N}_T is given by:

$$\mathcal{N}_T(\Omega) = \frac{\mu_0 k_B T}{16\pi\Omega z_0^3} \int_0^\infty dx x^2 e^{-x} \text{Im} \left[r_s \left(\frac{x}{2z_0}, \Omega \right) \right], \quad (4)$$

where $r_s(\mathbf{q}, \Omega)$ is the reflection coefficient for s-polarized EM waves which couple to transverse currents ($\mathbf{q} \cdot \mathbf{j}^T(\mathbf{q}) = 0$), see Fig. 2. Here \mathbf{q} is the in-plane momentum and the out-of-plane momentum is substituted with $q_z \approx iq$ (so that we consider only evanescent waves). Therefore, if we decompose the conductivity tensor into transverse and longitudinal components as $\sigma_{ab}(\mathbf{q}, \Omega) = \sigma^T(\mathbf{q}, \Omega) \left(\delta_{ab} - \frac{q_a q_b}{q^2} \right) + \sigma^L(\mathbf{q}, \Omega) \frac{q_a q_b}{q^2}$, the reflection coefficient r_s can be written in terms of the transverse conductivity $\sigma^T(\mathbf{q}, \Omega)$ as follows³²:

$$r_s(\mathbf{q}, \Omega) = - \left(1 + \frac{2iq}{\mu_0 \Omega \sigma^T(\mathbf{q}, \Omega)} \right)^{-1}. \quad (5)$$

In an analogous manner, the longitudinal noise \mathcal{N}_L is related to the reflection coefficient $r_p(\mathbf{q}, \Omega)$ of p-polarized

electromagnetic waves (see Fig. 2):

$$\mathcal{N}_L(\Omega) = \frac{\mu_0 k_B T}{8\pi\Omega z_0^3} \left(\frac{\Omega z_0}{c} \right)^2 \int_0^\infty dx e^{-x} \text{Im} \left[r_p \left(\frac{x}{2z_0}, \Omega \right) \right], \quad (6)$$

where r_p is related to $\sigma^L(\mathbf{q}, \Omega)$ according to³²:

$$r_p(\mathbf{q}, \Omega) = \left(1 + \frac{2\epsilon\epsilon_0\Omega}{iq\sigma^L(\mathbf{q}, \Omega)} \right)^{-1}. \quad (7)$$

The additional suppression factor of $(\Omega z_0/c)^2$ for longitudinal noise is due to the fact that p-polarized waves couple to longitudinal currents, and hence charge density fluctuations, which are efficiently screened if the 2D sample is a good conductor. For typical values of $\Omega \approx 10$ GHz and $z_0 \approx 100$ nm, $\Omega z_0/c \approx 10^{-5}$. In metals, one therefore expects \mathcal{N}_L to be highly suppressed relative to \mathcal{N}_T , so that it is safe to neglect its contribution to the qubit relaxation rate, as was done in Ref. 32. Contrary to this intuition, we will find that this is no longer the case at low temperatures in superconductors, when \mathcal{N}_T becomes suppressed due to the spectral gap, while \mathcal{N}_L can be resonantly enhanced by collective modes. The task at hand is now clear from Eqs. (4)-(7): we need to compute the non-local conductivity $\sigma^{T/L}(\mathbf{q}, \Omega)$ for the 2D superconducting sample we are interested in. To do so, we need to model superconductivity to account for both quasiparticle and superflow contributions, as we discuss in Sec. III.

Before switching to a detailed evaluation of the magnetic noise due to current fluctuations, we attempt to gain some intuitive understanding of how it scales with the qubit-probe distance z_0 ³². The magnetic noise sensed by the qubit probe is proportional to $|\mathbf{B}(\mathbf{r}_0)|^2$. This local magnetic field is related to the current in the sample through the Biot-Savart kernel $K_j(z_0) \sim 1/z_0^2$. The qubit probe is most sensitive to current fluctuations occurring at length-scales of z_0 (at higher momenta they are suppressed by the evanescent nature of EM waves carrying the signal, whereas at lower momenta they are suppressed due to low phase space in 2D). This approximately corresponds to *seeing* an area $\mathcal{A} \sim z_0^2$ of the sample. Thus, we can estimate the noise due to current fluctuations as (defining $\mathbf{r}_{0i} = \mathbf{r}_0 - \mathbf{r}_i$, $i = 1, 2$, and using $|\mathbf{r}_{0i}| \approx z_0$):

$$\begin{aligned} \mathcal{N}_{T/L} &\approx \mu_0^2 \int_{\mathcal{A}} d^2\mathbf{r}_1 \int_{\mathcal{A}} d^2\mathbf{r}_2 K_j(\mathbf{r}_{01}) K_j(\mathbf{r}_{02}) \\ &\quad \times \langle \{j_{T/L}(\mathbf{r}_1), j_{T/L}(\mathbf{r}_2)\} \rangle \\ &\approx \frac{\mu_0^2}{z_0^4} \int_{\mathcal{A}} d^2\mathbf{R} \int_{\mathcal{A}} d^2\mathbf{r} \langle \{j_{T/L}(\mathbf{r}), j_{T/L}(\mathbf{0})\} \rangle \\ &= \frac{\mu_0^2}{z_0^2} \int_{\mathcal{A}} d^2\mathbf{r} \langle \{j_{T/L}(\mathbf{r}), j_{T/L}(\mathbf{0})\} \rangle. \end{aligned} \quad (8)$$

In the last step, we have used the translational invariance of the current correlations to separate the integration into center of mass and relative coordinates ($\mathbf{R} = (\mathbf{r}_1 + \mathbf{r}_2)/2$ and $\mathbf{r} = \mathbf{r}_1 - \mathbf{r}_2$, respectively), both of which are integrated over areas of linear dimensions z_0 of the sample.

In the simplest scenario, the correlation length is smaller than z_0 , so that the \mathbf{r} integral yields a finite value independent of z_0 , implying that $\mathcal{N} \sim 1/z_0^2$. More broadly, the noise scaling with distance, which is generically different from $\sim 1/z_0^2$, contains essential information about the current-current correlation function and, thus, the conductivity, as we will encounter in the subsequent sections. We remark that similar analysis as in Eq. (8) will prove useful to understand the noise due to spin fluctuations in the sample, as we demonstrate in Sec. V.

III. NOISE IN TRANSVERSE SECTOR

We turn to discuss the transverse noise, which is determined by the transverse conductivity $\sigma^T(\mathbf{q}, \Omega)$, via Eqs. (4) and (5). To evaluate $\sigma^T(\mathbf{q}, \Omega)$, we employ the two-fluid model of superconductors³⁴, which divides the total electron density into a superfluid density n_s and a normal-fluid density n_n , as illustrated in Fig. 1. Accordingly, the total current density \mathbf{j} is given by the sum of the normal-fluid contribution $\mathbf{j}_n = \sigma_n \mathbf{E}$ and the superfluid contribution $\mathbf{j}_s = \sigma_s \mathbf{E}$, so that the net conductivity is $\sigma^T(\mathbf{q}, \Omega) = \sigma_s^T(\mathbf{q}, \Omega) + \sigma_n^T(\mathbf{q}, \Omega)$. The superfluid response is reactive, as follows from London's equation:

$$\mathbf{j}_s^T = -\Lambda \mathbf{A}^T \implies \sigma_s^T(\mathbf{q}, \Omega) = -\frac{\Lambda}{i\Omega}, \quad (9)$$

where \mathbf{A}^T is the vector potential in the London gauge, satisfying $\mathbf{q} \cdot \mathbf{A}^T(\mathbf{q}, \Omega) = 0$. Within the phenomenological Landau-Ginzburg theory of superconductivity, we identify:

$$\Lambda \propto n_s \propto |\Delta(T)|^2 \propto T_c - T, \text{ for } T < T_c. \quad (10)$$

Here $n_s = d|\psi|^2$ is the 2D superfluid density (d being the sample thickness and ψ being the superconducting order parameter), and $\Delta = g_{\text{BCS}}|\psi|$ is the quasiparticle gap related to the order parameter through the effective attractive BCS electron-electron coupling g_{BCS} . The net transverse electrical conductivity is therefore given by:

$$\sigma^T(\mathbf{q}, \Omega) = \sigma_n^T(\mathbf{q}, \Omega) - \frac{\Lambda}{i\Omega}. \quad (11)$$

Before turning to the computation of the normal conductivity σ_n^T , we first discuss the effect of the superflow on the transverse noise. Plugging in Eq. (11) into Eqs. (4) and (5), we obtain:

$$\begin{aligned} \mathcal{N}_T(\Omega) &\approx \frac{\mu_0^2 k_B T}{16\pi z_0^2} \int_0^\infty dx \frac{x^3 e^{-x} \text{Re} \left\{ \sigma_n^T \left(\frac{x}{2z_0}, \Omega \right) \right\}}{(\mu_0 z_0 \Omega \sigma_n^T)^2 + (x + \mu_0 z_0 \Lambda)^2} \\ &\approx \frac{\mu_0^2 k_B T}{16\pi z_0^2} \int_0^\infty dx x^3 e^{-x} \frac{\text{Re} \left\{ \sigma_n^T \left(\frac{x}{2z_0}, \Omega \right) \right\}}{(x + \mu_0 z_0 \Lambda)^2}, \end{aligned} \quad (12)$$

where we approximated $\Omega \approx 0$ in the denominator in the first line, since the probe-splitting is much smaller than

all other energy-scales in the problem. The form (12) allows distinction of two limits. The first one corresponds to $\mu_0 z_0 \Lambda \lesssim 1$, the regime we call weak superconductivity ($\Lambda \propto n_s \rightarrow 0$). In this case, the transverse noise is determined by the normal-fluid contribution:

$$\mathcal{N}_T(\Omega) \approx \frac{\mu_0^2 k_B T}{16\pi z_0^2} \text{Re} \left\{ \sigma_n^T \left(\frac{1}{2z_0}, \Omega \right) \right\}. \quad (13)$$

The same expression is known for the simple metallic phase³². The second limit corresponds to $\mu_0 z_0 \Lambda \gtrsim 1$, the regime of strong superconductivity, in which case:

$$\mathcal{N}_T(\Omega) \approx \frac{3k_B T}{8\pi z_0^4 \Lambda^2} \text{Re} \left\{ \sigma_n^T \left(\frac{3}{2z_0}, \Omega \right) \right\}. \quad (14)$$

In contrast to the metallic behavior (13), the presence of the super-flow gives additional $1/z_0^2$ suppression. Further, from Eqs. (13) and (14), we note that in both limits, \mathcal{N}_T is essentially set by the non-local quasi-static conductivity of the normal fluid $\sigma_n^T(q \sim 1/z_0, \Omega \rightarrow 0)$. We remark that this reverse order of limits compared to the usual probes such as dc conductivity, where one takes $q \rightarrow 0$ first and then $\Omega \rightarrow 0$, renders qubit sensors promising to study novel transport regimes, determined by a complicated interplay of various length scales in the superconductor. We also note that the length scale $\mu_0 \Lambda$, which is used to separate the weak and strong superconducting regimes, is the well-known ‘‘Pearl length’’³⁵, which is the characteristic length scale associated with the magnetic field distribution around a vortex in a thin-film superconductor.

For the remainder of this section, we focus on calculating the transverse quasiparticle conductivity $\sigma_n^T(q \sim 1/z_0, \Omega \rightarrow 0)$ in both clean and disordered superconductors, with different pairing symmetries and different spin structures of the superconducting order parameter. We compute σ_n^T within the linear response formalism using the standard Kubo formula^{36,37}, which relates the normal conductivity σ_n^T to the imaginary-time correlation function of transverse normal currents $j_T(\mathbf{q}, \tau) = (\hat{z} \times \hat{\mathbf{q}}) \cdot \mathbf{j}^n(\mathbf{q}, \tau)$. Specifically, we obtain $\sigma_n^T(\mathbf{q}, \Omega)$ from $\Pi_T(\mathbf{q}, \tau) = -\frac{1}{\mathcal{A}} \langle T_\tau (j_T(\mathbf{q}, \tau) j_T(-\mathbf{q}, 0)) \rangle$ via analytic continuation from imaginary to real frequency:

$$\text{Re}[\sigma_n^T(\mathbf{q}, \Omega)] = -\frac{\text{Im}[\Pi_T(\mathbf{q}, i\Omega_n \rightarrow \Omega + i0^+)]}{\Omega}, \quad (15)$$

where $\Pi_T(\mathbf{q}, i\Omega_n) = \int_0^\beta d\tau e^{i\Omega_n \tau} \Pi_T(\mathbf{q}, \tau)$ and \mathcal{A} is the area of the 2D sample. For simplicity and physical transparency, we evaluate the transverse quasiparticle conductivity within the mean-field BCS theory. We remark that the BCS Hamiltonian already takes into account the effective short-range attractive interaction between the pairing electrons but neglects the long-range Coulomb repulsion. On the other hand, this long-range interaction is not expected to modify the transverse conductivity because transverse current fluctuations do not perturb local charge density, which experiences strong Coulomb forces.

Hence, it is legitimate to evaluate the transverse conductivity to the one-loop level for the Bogoliubov quasiparticles. (In contrast, if one is interested in the longitudinal quasiparticle conductivity, then the long-range Coulomb interaction might play a major role.) Below we focus on presenting the main physical picture and relegate tedious calculations to Appendix A.

A. Singlet superconductors

The BCS Hamiltonian for singlet superconductors is given in terms of electron operators $c_{\mathbf{k},\sigma}$, their bare dispersion $\xi_{\mathbf{k}} = \varepsilon_{\mathbf{k}} - \mu$, and gap-function $\Delta_{\mathbf{k}}$ as (we assume $\xi_{\mathbf{k}} = \xi_{-\mathbf{k}}$ and work in the gauge with $\Delta_{\mathbf{k}} \in \mathbf{R}$):

$$H_{\text{BCS}} = \sum_{\mathbf{k}} \Psi_{\mathbf{k}}^\dagger h_{\mathbf{k}} \Psi_{\mathbf{k}}, \quad h_{\mathbf{k}} = \begin{pmatrix} \xi_{\mathbf{k}} & \Delta_{\mathbf{k}} \\ \Delta_{\mathbf{k}} & -\xi_{\mathbf{k}} \end{pmatrix}, \quad (16)$$

where $\Psi_{\mathbf{k}} = (c_{\mathbf{k},\uparrow}, c_{-\mathbf{k},\downarrow}^\dagger)^T$ is the Nambu spinor. Within this model, the quasiparticle excitation energy is $E_{\mathbf{k}} = \sqrt{\xi_{\mathbf{k}}^2 + \Delta_{\mathbf{k}}^2}$. Introducing a phenomenological lifetime via an electron self-energy $\Sigma(\mathbf{k}, i\omega_n)$, the Matsubara Green's function (it is a 2×2 matrix in the Nambu space) is given by ($\omega_n = (2n+1)\pi k_B T$)

$$G(\mathbf{k}, i\omega_n) = (i\omega_n - \Sigma_{\mathbf{k}, i\omega_n} - h_{\mathbf{k}})^{-1}. \quad (17)$$

Within a simple model of isotropic disorder scattering, the retarded self-energy $\Sigma^R(\mathbf{k}, \omega)$, obtained from $\Sigma(\mathbf{k}, i\omega_n)$ by analytic continuation to real frequencies, can be approximated as $\Sigma^R(\mathbf{k}, \omega \rightarrow 0) \approx -i\Gamma_0$, where Γ_0 is simply the isotropic scattering rate of electrons at the Fermi surface (we assume that the real part of $\Sigma^R(\mathbf{k}, \omega)$ just renormalizes the bare dispersion). To evaluate the dissipative part of the normal conductivity $\text{Re}[\sigma_n^T(\mathbf{q}, \Omega)]$, one needs to consider only the paramagnetic part of the current operator, which is given in terms of the spinor $\Psi_{\mathbf{k}}$ and quasiparticle velocity $\mathbf{v}(\mathbf{k}) = \partial_{\mathbf{k}} \xi_{\mathbf{k}} \approx v_F \hat{k}$ (simplifying to a circular Fermi surface) as:

$$j_\alpha(\mathbf{q}) = e \sum_{\mathbf{k}, \sigma} v_\alpha(\mathbf{k}) c_{\mathbf{k}-, \sigma}^\dagger c_{\mathbf{k}+, \sigma} = e \sum_{\mathbf{k}} v_\alpha(\mathbf{k}) \psi_{\mathbf{k}-}^\dagger \psi_{\mathbf{k}+},$$

where $\mathbf{k}_\pm = \mathbf{k} \pm \mathbf{q}/2$. As we show in Appendix A, the real part of σ_n^T can be conveniently written in terms of the spectral function $A(\mathbf{k}, \omega) = -\frac{1}{\pi} \text{Im}[G^R(\mathbf{k}, \omega)]$ as:

$$\sigma_n^T(\mathbf{q}, \Omega) = e^2 \pi \int \frac{d^2 k}{(2\pi)^2} \int d\omega v_T^2 \left(-\frac{\partial n_F(\omega)}{\partial \omega} \right) \times \text{Tr}[A(\mathbf{k}_-, \omega) A(\mathbf{k}_+, \omega + \Omega)], \quad (18)$$

Here $\mathbf{v}_T = v_F(\hat{q} \times \hat{k})$ is the transverse component of the electron velocity and $n_F(\omega) = [\exp(\beta\omega) + 1]^{-1}$ is the Fermi function ($\beta = 1/k_B T$). Further analytical progress in understanding the transverse quasiparticle conductivity can be achieved by separately considering the clean and disordered limits.

In the clean limit, $\Gamma_0 \rightarrow 0$, the mean-free path $\ell_{\text{MF}} = v_F/2\Gamma_0 \gtrsim \lambda_T$ and the disorder smearing of the spectral function vanishes (the Pauli matrices τ^α act in the particle-hole/Nambu space):

$$A(\mathbf{k}, \omega) = \frac{\omega + \xi_{\mathbf{k}} \tau^z + \Delta_{\mathbf{k}} \tau^x}{2E_{\mathbf{k}}} (\delta(\omega - E_{\mathbf{k}}) - \delta(\omega + E_{\mathbf{k}})).$$

In this case, the transverse normal conductivity is dominated by resonant particle-hole excitations across a shell of width Ω , with a relative momentum \mathbf{q} [see Appendix A for additional discussion]:

$$\sigma_n^T(\mathbf{q}, \Omega) \approx -\frac{e^2}{2\pi} \int d^2 k v_T^2 n'_F(E_{\mathbf{k}}) \delta(\Omega + E_{\mathbf{k}_+} - E_{\mathbf{k}_-}). \quad (19)$$

We note that the contributions to $\sigma_n^T(\mathbf{q}, \Omega)$ due to simultaneous excitation of two quasiparticles (i.e. for $\Omega = E_{\mathbf{k}_+} + E_{\mathbf{k}_-}$) are suppressed by an additional factor of q^2 due to superconducting coherence factors, as discussed in Appendix A. Accordingly, such two-particle contributions can be neglected not only for fully gapped superconductors (where $\Omega \ll 2\Delta \leq E_{\mathbf{k}_+} + E_{\mathbf{k}_-}$), but also for nodal superconductors, as long as q is much smaller than the Fermi momentum k_F .

In the disordered limit, the spectral function $A(\mathbf{k}, \omega)$ is smeared out by the disorder-induced self-energy Γ_0 , so that $A(\mathbf{k}, \omega)$ acquires a Lorentzian form for $\omega \lesssim k_B T$:

$$A(\mathbf{k}, \omega \lesssim k_B T) \approx \frac{\Gamma_0}{\pi(\Gamma_0^2 + E_{\mathbf{k}}^2)} \begin{pmatrix} 1 & 0 \\ 0 & 1 \end{pmatrix}.$$

The smooth behavior of the spectral function at small ω makes it legitimate to approximate the Fermi function derivative $-n'_F(\omega)$ in Eq. (18) by a delta function $\delta(\omega)$, leading to:

$$\sigma_n^T(\mathbf{q}, \Omega) \approx \frac{e^2}{2\pi^3} \int d^2 k v_T^2 \frac{\Gamma_0}{\Gamma_0^2 + E_{\mathbf{k}_+}^2} \frac{\Gamma_0}{\Gamma_0^2 + E_{\mathbf{k}_-}^2}. \quad (20)$$

Below we apply the results in Eqs. (19) and (20) to investigate and contrast the properties of s-wave and d-wave superconductors in various regimes.

1. s-wave superconductors

We begin by considering the case of clean s-wave superconductors with $\Delta_{\mathbf{k}} = \Delta$ so that the quasiparticle excitations are gapped and have zero gap velocity. Numerical analysis of Eq. (19), cf. Fig. 5, indicates that $\sigma_n^T(\mathbf{q}, \Omega \rightarrow 0)$ scales as $1/q$ (up to nonessential logarithmic corrections), both deep in the superconducting phase and near the transition temperature where the superconductivity is suppressed. This behavior can be understood as follows. Approximating $\xi_{\mathbf{k}} \approx v_F(k - k_F)$, we observe that the angular integral over \mathbf{k} in Eq. (19) is rather restricted for fixed values of \mathbf{q} and Ω . Figure 3(a) shows the

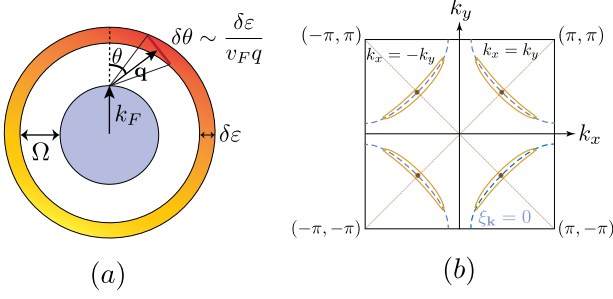


FIG. 3. (a) Phase space of the quasiparticle excitations in s-wave superconductors, showing that the angular extent scales as $1/q$. (b) Banana-shaped anisotropic quasi-energy contours (yellow lines) of Dirac cones near the nodal points (brown dots) of a d-wave superconductor. The blue dotted lines denote the underlying Fermi surface $\xi_{\mathbf{k}} = 0$.

phase space of quasiparticle excitations that contribute to the transverse conductivity, where for visibility, we broadened the outer energy circle to have a finite width $\delta\epsilon$. Specifically, for a given momentum \mathbf{q} , as follows from the geometry of the Fermi surface, this phase space scales as $1/v_F q$, explaining the behavior of the transverse normal conductivity.

To gain further insight into the properties of σ_n^T , we now focus on the physically relevant limit $\Omega \rightarrow 0$ and consider low temperatures first. In this case, we get:

$$\sigma_n^T(\mathbf{q}, \Omega \rightarrow 0) = \frac{e^2 v_F k_F}{\pi T q \xi_T} I(\beta\Delta), \quad (21)$$

where

$$I(\beta\Delta) = \int_0^\infty dt \frac{\sqrt{1+t^2}}{4 \cosh^2((\beta\Delta/2)\sqrt{t^2+1})}. \quad (22)$$

This integral contains a weak logarithmic divergence due to the singular quasiparticle density of states $\nu(E) = E/\sqrt{E^2 - \Delta^2}$ near the gap threshold $E \approx \Delta$. In practice, $I(\beta\Delta)$ is regularized by either a small disorder strength or by small Ω/qv_F (see Appendix A for additional discussion). Therefore, for realistic experimental parameters, we do not expect this divergence to play a crucial role (see Fig. 5), and we focus on the physically important feature of $I(\beta\Delta)$ — its temperature dependence. Deep in the superconducting phase, with $k_B T \lesssim \Delta(T)$, thermal gapped quasiparticle excitations that carry the transverse normal current are suppressed, manifesting as $I(\beta\Delta) \sim \exp(-\beta\Delta)$ in Eq. (22). Therefore, both the transverse normal conductivity σ_n^T , cf. Eq. (21), and the transverse noise \mathcal{N}_T become exponentially suppressed at low temperatures. We conclude that a hallmark of the superconducting phase transition in qubit-based experiments is the exponential suppression of the transverse noise \mathcal{N}_T with decreasing temperature below T_c .

In the regime of weak superconductivity with small quasiparticle gap $\Delta(T) \lesssim k_B T$, corresponding to temperatures close to T_c , the transverse noise displays a

different behavior with T . Upon increasing T towards T_c , the superconducting coherence length $\xi_T = v_F/\Delta(T)$ increases, while the thermal wavelength $\lambda_T = v_F/k_B T$ decreases. Within the BCS mean-field theory with $\Delta(T) \approx 3k_B T_c \sqrt{1 - T/T_c}$, these two length scales cross each other near $T \approx 0.8T_c$. For temperatures above this crossing point, one replaces ξ_T with λ_T in Eq. (21) and sets $I(\beta\Delta) \approx 1$, thereby obtaining temperature independent normal conductivity σ_n^T , just as in a Fermi liquid³⁸:

$$\sigma_n^T(\mathbf{q}, \Omega \rightarrow 0) = \frac{e^2 v_F k_F}{\pi T q \lambda_T} = \frac{e^2 k_F}{\pi q}. \quad (23)$$

Accordingly, $\mathcal{N}_T \propto T$, reminiscent of the Johnson-Nyquist noise in metals. We remark that Eq. (23) might not be entirely correct for a narrow temperature window near T_c , where fluctuations effects become essential.

To conclude the discussion of clean s-wave superconductors, by considering $\sigma_n^T(q \sim 1/z_0, 0)$, we now examine distance scalings of \mathcal{N}_T in both regimes. In the strong superconducting regime, as follows from Eq. (14), we have $\mathcal{N}_T \sim 1/z_0^3$, while in the weak superconducting regime, $\mathcal{N}_T \sim 1/z_0$, cf. Eq. (13). This latter behavior can be simply understood by replacing the scattering time τ in the Drude formula $\sigma = ne^2\tau/m$ with the time $\tau' = z_0/v_F$, taken by a ballistic quasiparticle at the Fermi surface to travel a linear distance z_0 that the qubit can see²⁴. In this argument, we have implicitly used $z_0 \ll \ell_{MF}$, which is valid for clean superconductors with $\ell_{MF} \rightarrow \infty$. If z_0 is larger than the mean-free path ℓ_{MF} , the qubit becomes sensitive to multiple scattering events, in which case the conductivity σ_n^T saturates to a non-singular constant as $q \rightarrow 0$. As such, the transverse noise will display $1/z_0^4$ ($1/z_0^2$) scaling in the strong (weak) superconducting regime, as we show next.

We turn to discuss properties of disordered s-wave superconductors and consider first the case of large sample-probe distance $z_0 \gg \ell_{MF}$, equivalent to $q\ell_{MF} \ll 1$. In this limit, we can explicitly carry out the integral in Eq. (20), with the result (see Appendix A for details):

$$\sigma_n^T(\mathbf{q} \rightarrow 0, 0) = \frac{e^2 k_F v_F}{4\pi} \frac{\Gamma_0^2}{(\Gamma_0^2 + \Delta^2)^{3/2}}. \quad (24)$$

We note that Eq. (24) reproduces the Drude formula $\sigma = ne^2\tau/m$, valid in the metallic limit with $\Delta = 0$. Here $n = k_F^2/2\pi$ is the electron density (including spin), $\tau = 1/2\Gamma_0$ is the electron lifetime, and $m = k_F/v_F$ is the effective electron mass. The fact that $\sigma_n^T(\mathbf{q} \rightarrow 0, 0)$ approaches a finite constant explains the mentioned dependence of the transverse noise \mathcal{N}_T on the sample-probe distance z_0 . On lowering T below T_c , the transverse normal conductivity becomes algebraically suppressed with temperature due to the onset of the superconducting gap $\Delta(T) \sim \sqrt{1 - T/T_c}$, leading to a corresponding algebraic suppression of \mathcal{N}_T . Deep in the superconducting phase, where $\Delta(T)$ depends weakly on T , the transverse conductivity (almost) becomes temperature independent, leading to $\mathcal{N}_T \propto T$.

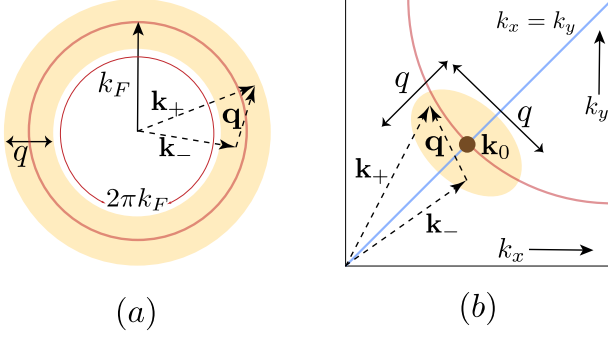


FIG. 4. Phase space of the quasiparticle excitations that contribute to $\sigma_n^T(q, 0)$ in the disordered limit, at small sample-probe distance $q\ell_{MF} \gg 1$. (a) s-wave: \mathbf{k}_+ and \mathbf{k}_- lie in an annular strip (shaded yellow) of circumference $2\pi k_F$ and thickness q . (b) d-wave: \mathbf{k}_+ and \mathbf{k}_- lie in a patch of area $\sim q^2$ around the node \mathbf{k}_0 (only a single node/quarter of the first Brillouin Zone is shown).

Remarkably, by tuning the sample-probe distance z_0 , qubit-based experiments can gain access to probe the transverse normal conductivity at large momenta. For disordered s-wave superconductors, a new transport regime emerges for $\max\{\ell_{MF}^{-2}, \xi_T^{-2}\} \lesssim q^2 \ll k_F^2$, where we have

$$\sigma_n^T(\mathbf{q}, 0) \xrightarrow{v_F^2 q^2 \gtrsim \Gamma_0^2 + \Delta^2} \frac{8e^2 k_F \Gamma_0^2}{\pi^2 v_F^2 q^3}. \quad (25)$$

This result is obtained from both numerical analyses of Eq. (20), cf. Fig. 5, together with analytical calculations outlined in Appendix A. In practice, since $q \sim 1/z_0$, to probe this transport regime, one needs to choose the sample-probe distance $z_0 \lesssim \min\{\ell_{MF}, \xi_T\}$ to be smaller than both the mean-free path ℓ_{MF} and the superconducting coherence length ξ_T . The behavior $\sigma_n^T(\mathbf{q}, 0) \sim 1/q^3$ can be intuitively understood by a careful consideration of the phase space of relevant quasiparticle excitations, similar to our discussion of the clean limit. The momentum integral in Eq. (20) is dominated by processes with $|\mathbf{k}| \approx k_F$, so that both $|\mathbf{k}_+|$ and $|\mathbf{k}_-|$ lie in a momentum window of size q around k_F . In this region, the product of spectral functions $A(\mathbf{k}_+, 0)A(\mathbf{k}_-, 0)$ scales as $1/\xi_{\mathbf{k}_+}^2 \xi_{\mathbf{k}_-}^2 \sim 1/(v_F q)^4$. The annular strip in momentum space, where this contribution comes from, has width q and circumference $2\pi k_F$, as shown in Fig. 4(a). This results in an additional factor of $2\pi k_F q$ to the integral, and, therefore, the transverse normal conductivity scales as $2\pi k_F q / (v_F q)^4 \sim 1/q^3$. For the transverse noise, we find that $\mathcal{N}_T \sim 1/z_0$ in the regime of strong superconductivity for small qubit-probe distance z_0 , while it decreases linearly with z_0 in the weak superconducting regime.

2. d-wave superconductors

We turn to investigate superconductors with d-wave symmetry of the order parameter. For concreteness, we

consider a square lattice and assume $\Delta_{\mathbf{k}} = \Delta(T)(\cos k_x - \cos k_y)$. The key feature of d-wave superconductors is the presence of gapless quasiparticles, located near the four Dirac points, given by $k_x = \pm k_y$ and $|\mathbf{k}| = k_F$. We note that the Fermi velocity $\mathbf{v}_F = \nabla_{\mathbf{k}} \xi_{\mathbf{k}}$ and the gap velocity $\mathbf{v}_\Delta = \nabla_{\mathbf{k}} \Delta_{\mathbf{k}}$ are orthogonal to each other at each node \mathbf{k}_0 , which allows us to approximate the quasiparticle energy as $E_{\mathbf{k}} = \sqrt{v_F^2 k_{\parallel}^2 + v_\Delta^2 k_{\perp}^2}$, where $\mathbf{k} - \mathbf{k}_0 = (k_{\parallel}, k_{\perp})$.

We begin by considering the clean limit first, in which case the transverse conductivity is determined by resonant quasiparticle excitations across energy shells of width Ω , cf. Eq. (19). These excitations take place on each of the Dirac cones (rather than on the Fermi surface), and geometrical considerations here are identical to our discussion of clean s-wave superconductors. For the d-wave case, we also find $\sigma_n^T \sim 1/q$ [see Appendix A for more details]:

$$\sigma_n^T(\mathbf{q}, \Omega \rightarrow 0) = \frac{e^2 v_F \ln(2)}{\beta \pi q v_\Delta}. \quad (26)$$

The key difference compared to the s-wave case is the presence of a non-zero gap velocity v_Δ , which is typically much smaller than the Fermi velocity v_F and leads to very anisotropic (banana-shaped) constant-energy contours (see Fig. 3(b)).

We find that the transverse noise for clean d-wave superconductors is given by:

$$\mathcal{N}_T = \frac{2\mu_0^2 e^2 \ln(2)}{(2\pi)^3 \beta^2 z_0 v_\Delta} \left[K \left(1 - \frac{v_\Delta^2}{v_F^2} \right) + \frac{v_F}{v_\Delta} K \left(1 - \frac{v_F^2}{v_\Delta^2} \right) \right] \xrightarrow{v_\Delta \ll v_F} \frac{4\mu_0^2 e^2 (k_B T)^2 \ln(2)}{(2\pi)^3 z_0 v_\Delta} \ln \left(\frac{4v_F}{v_\Delta} \right), \quad (27)$$

where $K(x) = \int_0^{\pi/2} d\theta (1 - x \sin^2 \theta)^{-1/2}$ is the elliptic integral. The distance-scaling of \mathcal{N}_T here is the same as in the s-wave situation: it scales as $1/z_0^3$ ($1/z_0$) in the strong (weak) superconducting regime. The temperature dependence is different: In contrast to the s-wave case with exponentially suppressed transverse noise, here we have $\mathcal{N}_T \propto T^2$ for $T \ll T_c$. This is a consequence of the regular power-law density of states of gapless quasiparticles. Another significant difference is the appearance of $v_\Delta^{-1} \ln(4v_F/v_\Delta)$ in Eq. (27) which has a two-fold effect. First, it gives notable enhancement since v_Δ/v_F is typically small. Second, it affects the temperature dependence of the transverse noise close to the critical temperature. Since within the mean-field theory $v_\Delta \sim (T - T_c)^{1/2}$ near T_c , it gives a sharper increase of the transverse noise for the d-wave case, as T approaches T_c from below. We remark that this apparent divergence for $T \rightarrow T_c$ is in practice smoothed out when the gap magnitude $\Delta(T)$ becomes smaller than $k_B T$. In this limit, the description in terms of Dirac cones is no longer appropriate, as quasiparticle excitations all around the Fermi surface start to contribute to conduction.

$\sigma_n^T(q, 0)$	s-wave		d-wave	
	$q\ell_{\text{MF}} \ll 1$	$q\ell_{\text{MF}} \gg 1$	$q\ell_{\text{MF}} \ll 1$	$q\ell_{\text{MF}} \gg 1$
Clean	q^0	$q^{-1} (*)$	q^0	q^{-1}
Disordered	q^0	$q^{-3} (\dagger)$	q^0	$q^{-2} (*)$

TABLE I. Summary of possible transport regimes, as encoded in the normal-fluid transverse conductivity $\sigma_n^T(q, 0)$, for s-wave and d-wave superconductors, in clean ($\Gamma_0 \ll k_B T$) and disordered ($\Gamma_0 \gg k_B T$) limits. $(*)$ implies up to logarithmic corrections, and (\dagger) also requires $q\xi_T \gg 1$. Compare with the numerical scalings in Fig. 5.

We switch to discuss disordered d-wave superconductors, in which case we obtain [see Appendix A for details]:

$$\sigma_n^T(\mathbf{q}, \Omega \rightarrow 0) = \frac{e^2 v_F}{\pi^2 v_\Delta} \frac{4\Gamma_0^2 \sinh^{-1}\left(\frac{E_{\mathbf{q}}}{2\Gamma_0}\right)}{E_{\mathbf{q}} \sqrt{4\Gamma_0^2 + E_{\mathbf{q}}^2}}, \quad (28)$$

where $E_{\mathbf{q}} = \sqrt{v_F^2 q_{\parallel}^2 + v_\Delta^2 q_{\perp}^2}$. When the qubit is placed far from the sample $\ell_{\text{MF}} \ll z_0$ (equivalently, $E_{\mathbf{q}} \ll \Gamma_0$ for $qz_0 \simeq 1$), we recover the *universal* Durst-Lee result for the conductivity that is independent of the disorder strength^{39,40}:

$$\sigma_n^T(\mathbf{q} \rightarrow 0, 0) = \frac{e^2 v_F}{\pi^2 v_\Delta}. \quad (29)$$

We remark that in obtaining this result, we neglected disorder ladder corrections to conductivity, which are expected to be nonzero for d-wave superconductors but not expected to qualitatively affect the conductivity (see Ref. 40 for a related discussion). In this regime, the distance scaling of the transverse noise is identical to the s-wave scenario. In the opposite limit corresponding to $z_0 \lesssim \ell_{\text{MF}}$, we find that $\sigma_n^T(q, 0) \sim 1/q^2$ (up to logarithmic corrections):

$$\sigma_n^T(\mathbf{q}, 0) \xrightarrow{q \gtrsim \ell_{\text{MF}}^{-1}} \frac{e^2 v_F}{\pi^2 v_\Delta} \left(\frac{2\Gamma_0}{E_{\mathbf{q}}}\right)^2 \ln\left(\frac{E_{\mathbf{q}}}{\Gamma_0}\right). \quad (30)$$

Intuitively, one can again understand this $1/q^2$ scaling by examining the phase space of relevant quasiparticle excitations. For the d-wave case, the integral in Eq. (20) is dominated by processes near the Dirac cones, such that \mathbf{k}_+ and \mathbf{k}_- lie in a momentum window of size q around each of the nodes \mathbf{k}_0 . In these regions, the product of spectral functions $A(\mathbf{k}_+, 0)A(\mathbf{k}_-, 0)$ behaves as $1/E_{\mathbf{k}_+}^2 E_{\mathbf{k}_-}^2 \sim 1/q^4$, while the area of the patches, where this contribution comes from, is roughly q^2 , as shown in Fig. 4(b). We, therefore, conclude that the transverse normal conductivity scales as $1/q^4 \times q^2 \sim 1/q^2$, consistent with Eq. (30) up to logarithms. For the transverse noise, we obtain that \mathcal{N}_T is independent of z_0 (decays as $1/z_0^2$) in the weak (strong) superconducting regime.

Table I summarizes our findings of possible transport regimes, as encoded in $\sigma_n^T(q, 0)$, for both clean and disordered superconductors, with different order parameter

symmetries. Numerical analyses of Eqs. (19) and (20) are presented in Fig. 5. From these, one directly infers the distance-scalings of the transverse noise \mathcal{N}_T .

B. Triplet superconductors

We turn to address the question of noise signatures of triplet superconductors in qubit-based experiments, where the order parameter breaks both time-reversal and spin-rotational symmetries. Here we restrict to p-wave superconductivity, corresponding to $\ell = 1$ orbital angular momentum of Cooper pairs, so that the vectorial order parameter $\Delta_{\mathbf{k}}$ links spatial and spin degrees of freedom. The mean-field BCS Hamiltonian can be conveniently expressed in terms of the Balian-Werthamer (BW) spinor³⁷ $\Psi_{\mathbf{k}} = (c_{\mathbf{k}}, i\sigma^y c_{-\mathbf{k}}^\dagger)^T$, defined in terms of electron operators $c_{\mathbf{k}} = (c_{\mathbf{k},\uparrow}, c_{\mathbf{k},\downarrow})^T$ and their time-reversal counterparts, as $H_{\text{BCS}} = \sum_{\mathbf{k} \in \frac{1}{2}BZ} \Psi_{\mathbf{k}}^\dagger h_{\mathbf{k}} \Psi_{\mathbf{k}}$ with

$$h_{\mathbf{k}} = \xi_{\mathbf{k}} \tau^3 + (\Delta_{\mathbf{k}} \cdot \boldsymbol{\sigma}) \tau^+ + (\Delta_{\mathbf{k}}^* \cdot \boldsymbol{\sigma}) \tau^-. \quad (31)$$

Here $\tau^\pm = \frac{1}{2}(\tau^x \pm i\tau^y)$ act in the Nambu (particle-hole) space. It is conventional to define the gap function in the spin space as $\Delta_{\mathbf{k}} = \Delta \mathbf{d}_{\mathbf{k}}$, where $\mathbf{d}_{\mathbf{k}}$ is appropriately normalized over the Fermi surface (assumed to be circular here):

$$\int \frac{d\theta_{\mathbf{k}}}{2\pi} |\mathbf{d}_{\mathbf{k}}|^2 = 1. \quad (32)$$

Physically, $\mathbf{d}_{\mathbf{k}}$ denotes the direction normal to the plane of quadrupolar fluctuations of the Cooper pair spin. The quasiparticle excitation energy can be shown to be given by $E_{\mathbf{k},\pm} = \sqrt{\xi_{\mathbf{k}}^2 + \Delta^2(|\mathbf{d}_{\mathbf{k}}|^2 \pm |\mathbf{d}_{\mathbf{k}} \times \mathbf{d}_{\mathbf{k}}^*|)}$. The normal current operator in terms of the BW spinor reads as

$$j_\alpha(\mathbf{q}) = e \sum_{\mathbf{k} \in \frac{1}{2}BZ} v_\alpha(\mathbf{k}) \Psi_{\mathbf{k}-\mathbf{q}/2}^\dagger \Psi_{\mathbf{k}+\mathbf{q}/2}.$$

Given a pairing function $\Delta_{\mathbf{k}}$, we use Eq. (18) to evaluate the transverse quasiparticle conductivity $\sigma_n^T(\mathbf{q}, \Omega)$ for triplet superconductors, again assuming isotropic disorder scattering.

Here we consider the case of unitary pairing functions, corresponding to $\mathbf{d}_{\mathbf{k}}$ and $\mathbf{d}_{\mathbf{k}}^*$ being parallel to each other. Specifically, we choose the form of $\mathbf{d}_{\mathbf{k}}$ to be analogous to either Balian-Werthamer (BW) or Anderson-Brinkman-Morel (ABM) phases⁴¹ of superfluid He³, except in two spatial dimensions. The latter might be relevant⁴², for instance, to Sr₂RuO₄. Our explicit calculations in Appendix A indicate that for both kinds of pairing functions, the transverse normal conductivity reduces to that of fully gapped isotropic s-wave superconductors, considered above. This conclusion holds for both clean and disordered limits. Even though the transverse current correlation function for p-wave superconductors behaves similarly to the s-wave case, the nature of spin fluctuations can distinguish singlet and triplet pairings, as we discuss in Sec. V.

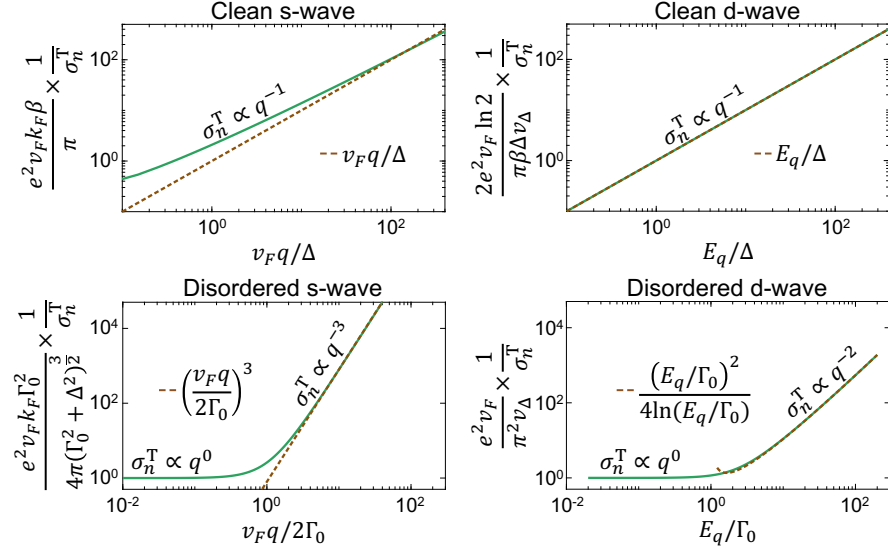


FIG. 5. Momentum dependence of $\sigma_n^T(\mathbf{q}, \Omega \rightarrow 0)$ in various superconductors, obtained by numerical analyses of Eqs. (19) and (20). These results demonstrate the scalings summarized in Table I.

IV. NOISE IN LONGITUDINAL SECTOR

The results of the previous section show that the presence of superconductivity suppresses the noise due to transverse current fluctuations at low temperatures. Does this mean that longitudinal current fluctuations, neglected above, can start to dominate? To address this question, we study coupled dynamics of the order parameter and the electromagnetic field, which allows us to determine the spectrum of longitudinal collective modes and their contribution to \mathcal{N}_L . Below we investigate both monolayer and bilayer geometries.

A. Longitudinal conductivity and collective modes in monolayers

We describe spontaneous symmetry breaking via the Ginzburg-Landau free energy:

$$\mathcal{F}[\psi] = d \int d^2 \mathbf{r} \left[\frac{1}{2m^*} \left| (-i\hbar \nabla - e^* \mathcal{A}) \psi \right|^2 + \alpha |\psi|^2 + \frac{\beta}{2} |\psi|^4 \right], \quad (33)$$

where d is the thickness of the film (along this thickness the superconducting order parameter ψ remains homogeneous), $\mathcal{A}(\mathbf{r})$ is the in-plane vector potential at $z = 0$, and m^* is the effective Cooper pair mass. We assume overdamped order-parameter dynamics, captured by a time-dependent Ginzburg Landau (GL) equation³⁴:

$$\tau \left[\frac{\partial}{\partial t} + ie^*(\delta\mu + \phi) \right] \psi(\mathbf{r}, t) = - \frac{\delta \mathcal{F}}{\delta \psi^*(\mathbf{r}, t)}, \quad (34)$$

where τ is a dimensionless parameter characterizing the order parameter relaxation time. ϕ is the scalar poten-

tial, and we choose the gauge where $\phi = 0$. $\delta\mu = \chi^{-1} \rho$ is the electrochemical potential describing the coupling between the order parameter and charge fluctuations (ρ is the two-dimensional charge density). χ^{-1} is the inverse compressibility, a phenomenological parameter in our approach. The two-dimensional superconducting current density reads as

$$\mathbf{j}_s = \frac{de^*}{2m^*} \psi^* (-i\hbar \nabla - e^* \mathcal{A}) \psi + \text{c.c.} \quad (35)$$

We also have the current density due to quasiparticles, which we write as:

$$\mathbf{j}_n(\mathbf{q}, \omega) = \sigma_n^L(\mathbf{q}, \omega) (\mathcal{E}(\mathbf{q}, \omega) - i\mathbf{q} \delta\mu(\mathbf{q}, \omega)), \quad (36)$$

where \mathcal{E} is the in-plane electric field at $z = 0$, \mathbf{q} is the in-plane momentum. The conservation of charge is expressed in the continuity equation:

$$\partial_t \rho + \nabla \cdot (\mathbf{j}_s + \mathbf{j}_n) = 0. \quad (37)$$

We turn to linearize the above equations of motion on top of the equilibrium state, which has a homogeneous order parameter expectation value $\psi_0 = \sqrt{-\alpha/\beta}$. The dynamics of the order parameter amplitude decouples from the rest of the system and turns out to be overdamped. For this reason, we focus on the dynamics of the order parameter phase θ . The linearized supercurrent reads as

$$\mathbf{j}_s = \Lambda \left(\frac{\Phi_0}{2\pi} \nabla \theta - \mathcal{A} \right), \quad (38)$$

where $\Phi_0 = h/2e$ is the magnetic flux quantum. The total longitudinal current density is the sum of the normal and superfluid contributions:

$$j_L(\mathbf{q}, \omega) = \sigma_n^L \left(i\omega \mathcal{A}_{\parallel} - \frac{iq\rho}{\chi} \right) + \Lambda \left(\frac{\Phi_0}{2\pi} iq\theta - \mathcal{A}_{\parallel} \right), \quad (39)$$

The linearized GL equation for the phase reads as

$$-i\omega\theta + \frac{e^*}{\chi}\rho = -\frac{\hbar^2\bar{\Gamma}}{2m^*}\left(q^2\theta + \frac{2\pi i}{\Phi_0}q\mathcal{A}_{\parallel}\right), \quad (40)$$

where $\bar{\Gamma} = \tau^{-1}$. By using Eqs. (39) and (40), together with the continuity equation $\omega\rho = qj_L$, one can (numerically) compute the full longitudinal conductivity. We note that the terms with compressibility χ^{-1} start to play a role only for $k \gtrsim k_{\text{TF}}$, where k_{TF} is the Thomas Fermi screening momentum³⁴. For a non-interacting two-dimensional Fermi gas, we estimate $k_{\text{TF}} \sim a_0^{-1}$, where a_0 is the Bohr radius. Since this is a large momentum scale, we now specialize on the case $\chi^{-1} = 0$, i.e. we focus on low momenta $k \lesssim k_{\text{TF}}$, in which case, the net longitudinal conductivity can be calculated analytically:

$$\sigma^L(\mathbf{q}, \omega) = \sigma_n^L(\mathbf{q}, \omega) - \frac{\Lambda}{i\omega - \frac{\bar{\Gamma}\hbar^2 q^2}{2m^*}}. \quad (41)$$

To derive the spectrum of collective modes, we also need to consider the dynamics of the electromagnetic field via Maxwell's equations (we assume that $\mu = \mu_0$):

$$\epsilon\nabla \cdot \mathbf{E} = \frac{\rho}{\epsilon_0}, \quad (42)$$

$$\nabla \times \mathbf{B} = \frac{\epsilon}{c^2} \frac{\partial \mathbf{E}}{\partial t} + \mu_0(\mathbf{j}_s + \mathbf{j}_n)\delta(z). \quad (43)$$

In the gauge with zero scalar potential, one writes: $\mathbf{B} = \nabla \times \mathbf{A}$ and $\mathbf{E} = -\partial_t \mathbf{A}$. For a thin sample, Eqs. (42) and (43) can be represented as an interface problem with the following boundary conditions (+ (−) refers to the top (bottom) boundary):

$$\epsilon^+ E_z^+ - \epsilon^- E_z^- = \frac{\rho}{\epsilon_0}, \quad B_z^+ = B_z^-, \quad (44)$$

$$\hat{z} \times (\mathbf{B}^+ - \mathbf{B}^-) = \mu_0 \mathbf{j}, \quad \mathbf{E}_t^+ = \mathbf{E}_t^-, \quad (45)$$

where $\mathbf{E}_t = E_x \hat{x} + E_y \hat{y}$ is the tangential component of the electric field and ϵ^{\pm} are the dielectric constants of the media just above and below the xy plane. Equivalently, the boundary conditions can be written solely in terms of the vector potential:

$$\begin{aligned} A_{\parallel}^+ &= A_{\parallel}^-, \quad \partial_z A_{\parallel}^+ - \partial_z A_{\parallel}^- = -\mu_0 j_L + iq(A_z^+ - A_z^-) \\ A_{\perp}^+ &= A_{\perp}^-, \quad \partial_z A_{\perp}^+ - \partial_z A_{\perp}^- = -\mu_0 j_T, \\ \epsilon^+ A_z^+ - \epsilon^- A_z^- &= \frac{\rho}{i\epsilon_0 \omega}, \end{aligned}$$

where we decomposed $\mathbf{A}(\mathbf{q}, z) = A_{\parallel} \hat{\mathbf{q}} + A_{\perp} \hat{\mathbf{q}} \times \hat{z} + A_z \hat{z}$.

In this system, a collective excitation represents a mode that couples three-dimensional fluctuations of light to two-dimensional fluctuations of the order parameter phase. We anticipate such a mode to be an evanescent wave:

$$\mathbf{A}(\mathbf{q}, z; \omega) = \begin{cases} \mathbf{A}_+(\mathbf{q}, \omega) e^{-\kappa z}, & z > 0 \\ \mathbf{A}_-(\mathbf{q}, \omega) e^{\kappa z}, & z < 0 \end{cases} \quad (46)$$

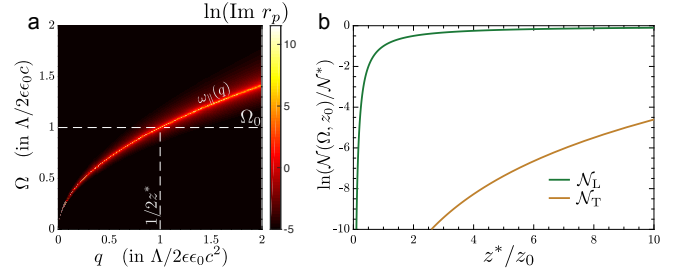


FIG. 6. Noise in monolayers. (a) Reflection coefficient $\text{Im}(r_p(q, q_z, \Omega))$, evaluated for evanescent waves with $q_z \approx iq$, is resonantly enhanced when crossing the plasmon dispersion $\omega_{\parallel}(q)$, cf. Eq. (49). (b) In a monolayer geometry at low temperatures, the transverse noise $\mathcal{N}_T(\Omega, z_0)$ is suppressed compared to $\mathcal{N}_L(\Omega, z_0)$. More specifically, for $z_0 \gg z_0^*$ (z_0^* is defined in the main text), the longitudinal collective modes do not contribute, which also results in suppressed \mathcal{N}_L . Once $z_0 \lesssim z_0^*$, the plasmon branch starts to contribute, and the noise $\mathcal{N}_L(\Omega, z_0)$ shows a quick saturation at a finite value. At even shorter distances, depending on parameters, $\mathcal{N}_T(\Omega, z_0)$ can develop and overcome $\mathcal{N}_L(\Omega, z_0)$.

where $\kappa = \sqrt{q^2 - \epsilon\omega^2/c^2}$. By solving the Maxwell equations, we obtain:

$$\mathcal{A}_{\parallel}(\mathbf{q}, \omega) = -\frac{\kappa}{2\epsilon\epsilon_0\omega^2} j_L(\mathbf{q}, \omega). \quad (47)$$

Provided one knows the longitudinal conductivity, the spectrum of the longitudinal collective modes is then defined through:

$$1 + \frac{i\kappa}{2\epsilon\epsilon_0\omega} \sigma^L(q, \omega) = 0, \quad (48)$$

which we note is nothing but the usual condition of the vanishing of the (2D) dielectric function, $\epsilon_L(q, \omega) = 0$. Anticipating the development of gapless plasmons, let us now focus on low frequencies and low momenta, where one can substitute $\kappa \approx q$ (we will ignore the light cone, which starts to play a role at negligibly small momenta $\sim \omega/c$). In this regime, as it follows from Eq. (48), by expanding in powers of q , one can replace $\sigma^L(q, \omega)$ with $\sigma^L(q=0, \omega) = \sigma^T(q=0, \omega) = \sigma_n - \frac{\Lambda}{i\omega}$. Interestingly, this argument is generic and does not require explicit computation of the longitudinal conductivity, i.e. one only needs the conductivity at $q=0$, which is the same for both longitudinal and transverse cases. This result is consistent with Eq. (41) at $q=0$. From Eq. (48), we obtain the dispersion of the longitudinal collective modes at small momenta q :

$$\omega_{\parallel}(q) = \sqrt{\frac{q\Lambda}{2\epsilon\epsilon_0} - \left(\frac{q\sigma_n}{4\epsilon\epsilon_0}\right)^2} - i\frac{q\sigma_n}{4\epsilon\epsilon_0}. \quad (49)$$

We note that the primary role of σ_n is to provide damping and redshift the otherwise coherent gapless plasmon excitation.

B. Longitudinal noise in monolayers

We now use the conductivity in Eq. (41) to estimate the longitudinal noise \mathcal{N}_L via Eqs. (6) and (7). Importantly, we observe that for evanescent modes with $q_z = iq$, the reflection coefficient $r_p(\mathbf{q}, \Omega)$ can become resonantly enhanced upon crossing the longitudinal spectrum, cf. Eq. (48). To clarify this point, let us compute $r_p(\mathbf{q}, \Omega)$ for $\bar{\Gamma} = 0$, since this term is relevant only at large momenta, or equivalently at short distances z_0 :

$$\begin{aligned} \text{Im}\{r_p(\mathbf{q}, \Omega)\} &= \frac{(2\epsilon\epsilon_0\Omega^2)(q\Omega\sigma_n^L)}{(2\epsilon\epsilon_0\Omega^2 - q\Lambda)^2 + (q\Omega\sigma_n^L)^2} \\ &\approx \pi\Omega^2 \delta\left(\Omega^2 - \frac{q\Lambda}{2\epsilon\epsilon_0}\right), \end{aligned} \quad (50)$$

where in the last step, we assumed that the longitudinal quasiparticle conductivity is suppressed at low temperatures. This resonant enhancement is clearly visible in a numerical evaluation of $\text{Im}\{r_p(\mathbf{q}, \Omega)\}$ in Fig. 6(a). Therefore, the noise in this limit is given by:

$$\begin{aligned} \mathcal{N}_L(\Omega) &\approx \frac{k_B T \epsilon^2 \Omega^3}{4\Lambda c^4} \exp\left(-\frac{4\epsilon\epsilon_0 z_0 \Omega^2}{\Lambda}\right) \\ &\equiv \mathcal{N}^*(\Omega) \exp\left(-\frac{4\epsilon\epsilon_0 z_0 \Omega^2}{\Lambda}\right), \end{aligned} \quad (51)$$

where $\mathcal{N}^*(\Omega) = k_B T \epsilon^2 \Omega^3 / 4\Lambda c^4$. While at low temperatures when σ_n^L is (exponentially) small, the longitudinal noise can be finite due to collective plasmon modes. We demonstrate this in Fig. 6(b) by plotting the ratio $\mathcal{N}_L(\Omega)/\mathcal{N}^*(\Omega)$ as a function of $1/z_0$. If we tune the sample-probe distance z_0 at a fixed Ω , this ratio is suppressed for large qubit distances. It subsequently saturates to a finite value upon crossing the plasmon branch, i.e., for $z_0 \lesssim z_0^*$, where z_0^* is defined via $\Omega = \omega_{||}(q = 1/2z_0^*)$, as shown in Fig. 6(a). As pointed out in Ref. 33, longitudinal noise can be enhanced by considering a high- ϵ encapsulating materials such as SrTiO₃⁴³. Another possible route to enhancing the signal is to increase the probe frequency, Ω . As the noise varies with the cube of Ω , even a modest increase yields a significant enhancement. The magnetic fields corresponding to heightened frequencies may become large, say, on the order of a few Tesla, but destruction of superconductivity can be avoided by orienting the field in the plane of the 2D material, so long as the field strength remains below the Pauli limit.

C. Two-fluid model in bilayers

A special feature of a bilayer geometry is the Josephson coupling between the layers which leads to the development of two distinct longitudinal collective modes: (i) a symmetric mode that arises from in-phase oscillations of the charge density — this mode is gapless and closely resembles monolayer plasmons studied above; (ii)

an antisymmetric mode that arises from out-of-phase oscillations of the charge density — this mode is gapped. We anticipate that this gap size is significantly lower compared to Δ , giving the possibility to detect this level splitting at low temperatures with impurity qubits. Below, we derive the spectrum of longitudinal collective modes in bilayer superconductors, and compute their contribution to the longitudinal noise.

As for the monolayer case, we disregard the fluctuations of the order parameter amplitude: this is justified either due to the choice of the overdamped order-parameter dynamics, as above, or, more broadly, in the low-frequency limit $\Omega \ll \Delta$. We then write the free energy only for the order parameter phases and adopt notations commonly used to describe layered superconductors^{44–46}:

$$\begin{aligned} \mathcal{F} &= \frac{E_0}{2} \int d^2\mathbf{r} \left[\left(\nabla\theta_1 - \frac{2\pi}{\Phi_0} \mathcal{A}_1 \right)^2 \right. \\ &\quad \left. + \left(\nabla\theta_2 - \frac{2\pi}{\Phi_0} \mathcal{A}_2 \right)^2 + \frac{2}{\lambda_J^2} [1 - \cos(\theta_1 - \theta_2 - \vartheta)] \right]. \end{aligned} \quad (52)$$

In Eq. (52), θ_i are the order parameter phases in the two layers assumed to be at $z = \pm l/2$. \mathcal{A}_i are the corresponding in-plane projections of the vector potential $\mathbf{A}(\mathbf{r}, z)$. The order parameter phase stiffness E_0 is given by:

$$E_0 = \frac{\Phi_0^2 l}{4\pi^2 \mu_0 \lambda_{ab}^2} = \left(\frac{\Phi_0}{2\pi} \right)^2 \Lambda, \quad (53)$$

where λ_{ab} is the penetration depth for in-plane currents, and l is the spacing between the layers. We also defined the Josephson length $\lambda_J = \gamma l$, where the anisotropy parameter $\gamma = \lambda_c/\lambda_{ab} \gg 1$ captures the weak coupling between the layers. Finally, we have

$$\vartheta = \frac{e^*}{\hbar} \int_{-l/2}^{l/2} dz A_z, \quad (54)$$

so that the free energy in Eq. (52) is gauge invariant. The supercurrent densities can be derived by varying the action with respect to the vector potential. The in-plane two-dimensional current-density is given by:

$$\mathbf{j}_{L,i=1,2} = \Lambda \left(\frac{\Phi_0}{2\pi} \nabla\theta_i - \mathcal{A}_i \right) + \sigma_n^L \left(\mathcal{E}_i - \frac{\nabla\rho_i}{\chi} \right). \quad (55)$$

In addition to in-plane currents, we also have a three-dimensional current density between the layers, which can again be written as a sum of superfluid and normal-fluid contributions:

$$J_z = J_0 \sin(\theta_1 - \theta_2 - \vartheta) + \frac{1}{\rho_c} \int_{-l/2}^{l/2} \frac{dz}{l} E_z, \quad (56)$$

where $J_0 = \Phi_0 \Lambda / 2\pi \lambda_J^2$ represents the Josephson coupling between the layers, while the second term describes the

quasiparticle contribution to interlayer current. The latter is expected to be suppressed, both due to anisotropy effects in layered superconductors (typically, $\rho_c \gg \rho_{ab}$) and due to the quasiparticle excitation gap. We assume the current density (56) to arise only from quantum tunneling events between the two layers and allow for charge fluctuations to occur only in the superconducting films. Because of the coupling between the layers, the charge conservation is now expressed as:

$$\partial_t \rho_1 + \nabla \cdot \mathbf{j}_1 - J_z = 0, \quad (57)$$

$$\partial_t \rho_2 + \nabla \cdot \mathbf{j}_2 + J_z = 0. \quad (58)$$

To investigate collective modes in a bilayer, we need to consider dynamics of both the order parameter phases and the electromagnetic field that couples to them. Similarly to the monolayer case, we assume the dynamics of the phases to be overdamped:

$$\partial_t \theta_1 + \frac{e^*}{\chi} \rho_1 = -\Gamma E_0 \left[\left(-\nabla^2 \theta_1 + \frac{2\pi}{\Phi_0} \nabla \cdot \mathcal{A}_1 \right) + \lambda_J^{-2} \sin(\theta_1 - \theta_2 - \vartheta) \right], \quad (59)$$

$$\partial_t \theta_2 + \frac{e^*}{\chi} \rho_2 = -\Gamma E_0 \left[\left(-\nabla^2 \theta_2 + \frac{2\pi}{\Phi_0} \nabla \cdot \mathcal{A}_2 \right) - \lambda_J^{-2} \sin(\theta_1 - \theta_2 - \vartheta) \right], \quad (60)$$

where the damping coefficient Γ is related to the monolayer $\bar{\Gamma}$ by $\bar{\Gamma} = 2\Gamma|\psi_0|^2$. The dynamics of the electromagnetic field is governed by the Maxwell equations:

$$\epsilon \nabla \cdot \mathbf{E} = \frac{\rho_1(\mathbf{r})}{\epsilon_0} \delta\left(z - \frac{l}{2}\right) + \frac{\rho_2(\mathbf{r})}{\epsilon_0} \delta\left(z + \frac{l}{2}\right), \quad (61)$$

$$\nabla \times \mathbf{B} = \mu_0 \left[\mathbf{j}_1(\mathbf{r}) \delta\left(z - \frac{l}{2}\right) + \mathbf{j}_2(\mathbf{r}) \delta\left(z + \frac{l}{2}\right) + \hat{z} J_z f(z) \right] + \epsilon \mu_0 \frac{\partial \mathbf{E}}{\partial t}, \quad (62)$$

where $f(z) = 1$ for $-\frac{l}{2} < z < \frac{l}{2}$ and zero otherwise. To deal with the generic scenario, we have allowed for the dielectric constant of the outside medium ϵ to differ from the dielectric constant ϵ_l of the material in between the layers [inset of Fig. 7(b)]. To obtain collective modes, we need to find solutions to the coupled dynamics, which we turn to discuss next.

Like in the monolayer case, a longitudinal collective mode represents an evanescent wave. The reflection symmetry about the plane $z = 0$ allows us to decompose the solutions into symmetric and antisymmetric modes. The calculation of the spectrum of the longitudinal collective modes in a bilayer is similar to the one for a monolayer. For this reason, we relegate the details to Appendix C, and outline the main results here. We find that the symmetric mode is insensitive to the Josephson coupling between the layers. It is gapless and resembles the monolayer plasmons:

$$\omega_s(q) \approx \sqrt{\frac{q\Lambda}{\epsilon\epsilon_0} - \left(\frac{q\sigma_n^L}{2\epsilon\epsilon_0}\right)^2} - i \left(\frac{q\sigma_n^L}{2\epsilon\epsilon_0}\right). \quad (63)$$

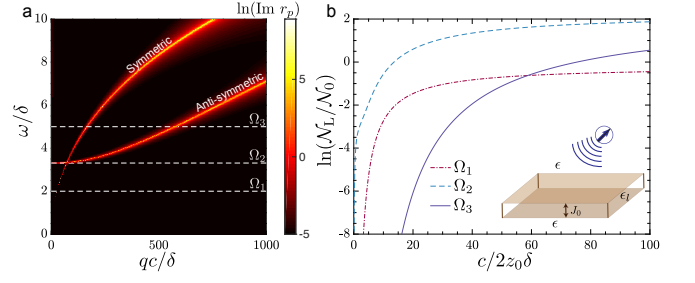


FIG. 7. Noise in bilayers. (a) Reflection coefficient $\text{Im}(r_p)$, as a function of q and ω , gets resonantly enhanced upon crossing the longitudinal collective modes. For bilayer, one observes symmetric branch, similar to the monolayer plasmon, and anti-symmetric branch, which exhibits opening of the Josephson gap due to both the Josephson coupling between the two layers and the interlayer Coulomb interaction. (b) Longitudinal noise $\mathcal{N}_L/\mathcal{N}_0$ as a function of the qubit distance z_0 for the three cuts in (a). Here $\mathcal{N}_0 = \epsilon\mu_0 k_B T / 8\pi c \lambda_{ab}^2$. The middle cut near the Josephson gap indicates that one can detect the anti-symmetric branch via qubit sensors. Inset: schematic of bilayer setup. Parameters used: $\epsilon = \epsilon_l = 1$, $\gamma = 5$, $l = 0.01\lambda_{ab}$, $\chi = 10^3/2\pi\lambda_{ab}$ (the values of other parameters are negligible).

In contrast, the anti-symmetric mode is gapped:

$$\omega_a(q=0) = \sqrt{\delta^2 + \frac{\omega_{ab}^2}{\epsilon_l \gamma^2} - \left(\frac{\Gamma E_0}{\lambda_J^2}\right)^2} - i \left(\frac{\Gamma E_0}{\lambda_J^2}\right), \quad (64)$$

where $\delta = \sqrt{2e^* J_0 / \chi}$ arises due to the Josephson coupling between the layers, while the second term ($\omega_{ab} = c/\lambda_{ab}$) originates from the interlayer Coulomb interaction that penalizes an imbalance of charge. We note that the anti-symmetric mode represents a coherent excitation at low momenta as long as the damping Γ is small enough. The spectra of both symmetric and anti-symmetric modes are illustrated in Fig. 7(a). We remark that the presented framework, which is based on the time-dependent Ginzburg-Landau formalism, is not expected to be quantitatively correct at low temperatures [for a related discussion of low-temperature plasmons in layered superconductors, see Ref. 45]. However, our results qualitatively agree with a more microscopic calculation of the low-energy collective modes of Ref. 47. In the following subsection, we discuss the impact of the longitudinal collective modes on the magnetic noise.

D. Longitudinal noise in bilayers

As it follows from Eq. (6), to obtain the longitudinal noise, one needs to evaluate the reflection coefficient $r_p(q, q_z, \omega)$ of the p -polarized waves. To this end, we solve below the scattering problem for the bilayer:

$$\begin{aligned} \mathbf{B}_{\text{in}} &= B_0(\hat{z} \times \hat{q}) e^{i\mathbf{q} \cdot \mathbf{r} - i q_z^e (z-l/2)} \\ \mathbf{B}_r &= r_p B_0(\hat{z} \times \hat{q}) e^{i\mathbf{q} \cdot \mathbf{r} - i q_z^e (z-l/2)} \\ \mathbf{B}_t &= t_p B_0(\hat{z} \times \hat{q}) e^{i\mathbf{q} \cdot \mathbf{r} - i q_z^e (z+l/2)}, \end{aligned} \quad (65)$$

where \mathbf{B}_{in} , \mathbf{B}_{r} , and \mathbf{B}_{t} denote incoming, reflected, and transmitted waves, respectively [see Fig. 2 (right panel)]. Here B_0 is the amplitude of the incoming wave, assumed to be small. $t_p(\mathbf{q}, q_z, \omega)$ is the transmission coefficient. Since the magnetic noise is essentially determined by the evanescent waves, we substitute $q_z^\epsilon = \sqrt{\epsilon\omega^2/c^2 - q^2} \approx iq$. The evaluation of r_p is analogous to our analysis of the longitudinal collective modes, and we provide the computational details in Appendix C. Figure 7(a) shows the final result for $r_p(q, q_z = iq, \omega)$. Similar to monolayers, we find that this quantity gets resonantly enhanced upon crossing of either of the two longitudinal collective modes.

We now discuss how qubit sensors can be used to probe the antisymmetric mode in bilayer systems. To this end, we consider three cuts corresponding to fixed qubit frequency, shown in Fig. 7(a). For the lowest frequency cut below the Josephson gap, the qubit response is similar to the monolayer case: upon crossing the symmetric branch, the longitudinal noise $\mathcal{N}_L(z_0)/\mathcal{N}_0$ shows a quick saturation. For the highest frequency cut, we observe that the symmetric and antisymmetric modes are notably separated from each other. This results in the noise that seems to almost saturate just upon crossing the symmetric mode, which has notably larger momentum compared to the previous cut. In fact, the actual saturation happens much later, only after crossing the antisymmetric branch. Most remarkably, for the cut that passes just at the Josephson gap, the noise is significant at the smallest momenta due to the contribution from the antisymmetric mode and then gradually saturates on crossing the symmetric mode. This peculiar behavior is the signature of the gapped antisymmetric branch.

V. SPIN-STRUCTURE OF THE SUPERCONDUCTING PAIRING

In this section, we turn to investigate spin fluctuations in the superconductor. Like current fluctuations, these also contribute to the magnetic noise, which according to Eq. (3), is related to the qubit depolarization rate. Except for a few rather exotic experimentally relevant systems, which we mention below, we find that the spin noise is often suppressed compared to the current noise. Importantly, by varying the orientation of the qubit quantization axis $\hat{\mathbf{n}}_q$, it is possible to sense the anisotropy of the spin noise, which can furnish useful information about the spin structure of the pairing wave function. Below we first discuss some broad qualitative features of the spin noise and then turn to the results of detailed microscopic calculations that justify our conclusions.

We start with crude estimates, similar to our discussion in Sec. II of the current noise, and show that the spin noise is expected to be suppressed in metals compared to the current noise³². Spin fluctuations in the sample contribute to the local magnetic field $\mathbf{B}(\mathbf{r}_0)$ through the kernel $K_S(z_0) \sim 1/z_0^3$, arising from the long-range dipolar interaction between the impurity spin and the sample

spins. We estimate the spin noise then to be:

$$\begin{aligned} \mathcal{N}_{\text{spin}} &\approx \mu_0^2 \int_{\mathcal{A}} d^2\mathbf{r}_1 \int_{\mathcal{A}} d^2\mathbf{r}_2 K_S(\mathbf{r}_{01}) K_S(\mathbf{r}_{02}) \\ &\quad \times \langle \{S(\mathbf{r}_1), S(\mathbf{r}_2)\} \rangle \\ &= \frac{\mu_0^2}{z_0^4} \int d^2\mathbf{r} \langle \{S(\mathbf{r}), S(0)\} \rangle, \end{aligned} \quad (66)$$

where we have used $|\mathbf{r}_{01}| \approx z_0 \approx |\mathbf{r}_{02}|$ and translational invariance of the spin-spin correlation function. Assuming the spin correlation length is smaller than the sample-probe distance z_0 , one gets $\mathcal{N}_{\text{spin}} \sim 1/z_0^4$. This suggests that the spin noise is suppressed by an extra factor of $1/z_0^2$ relative to the current noise (cf. Eq. (8)). For systems with a Fermi surface, the proper dimensionless ratio is $1/(k_F z_0)^2$, which is typically small.

In superconductors, a more careful analysis is required because of two observations. First, one might worry that our qualitative argument misses an enhancement of the spin noise for $T \lesssim T_c$ due to a conspiracy of coherence factors, which manifests as the Hebel-Slichter peak in NMR measurements^{34,37}. In the NMR case, one probes spatially local (or momentum integrated) spin-spin correlations, which effectively results in an energy integral over the square of the density of states³⁷. In case of clean s-wave superconductors, while $\nu(E) = E/\sqrt{E^2 - \Delta^2}$ has a weak singularity at $E = \Delta$, $\nu^2(E)$ has a much stronger non-integrable singularity, which is responsible for the development of the Hebel-Slichter peak. In contrast to the NMR probe, the impurity qubit is sensitive to non-local spin-spin correlations at momenta $q \sim 1/z_0$. Hence, one needs to integrate only over $\nu(E)$, which gives a non-singular result (up to logarithmic corrections, which are also present in \mathcal{N}_T). Therefore, there is no anomalous enhancement of the spin noise.

Second, according to Eq. (14), at low temperatures the presence of a superflow suppresses the transverse current noise by an additional $1/z_0^2$ factor. We find that there is no analogous suppression of the spin noise, which could give a gateway for $\mathcal{N}_{\text{spin}}$ to develop in the regime of strong superconductivity. If so, the anisotropy of the spin noise provides rich information about the pairing wave function. Still, as we demonstrate below in this subsection, the dimensionless ratio of the spin noise to the current noise is $(\mu_0 \mu_B \Lambda / e v_F)^2$, which is also typically quite small. It can become notable in superconductors emerging from flat bands with small Fermi velocities.

We now turn to a microscopic evaluation of the magnetic noise arising from spin fluctuations in a 2D material. Here we address only the question of clean superconductors and leave the disordered case for future work.⁴⁸ The spin noise is related to the spin-spin correlation function as^{29,31} (we fix $\hat{\mathbf{n}}_q = \hat{z}$ and assume $\beta\Omega \ll 1$):

$$\begin{aligned} \mathcal{N}_{\text{spin}}(\Omega) &= \frac{(\mu_0 \mu_B)^2 k_B T}{128 \pi a^2 z_0^4 \Omega} \int_0^\infty dx x^3 e^{-x} \times \left[C''_{zz} \left(\frac{x}{2z_0}, \Omega \right) \right. \\ &\quad \left. + \frac{1}{4} \left(C''_{-+} \left(\frac{x}{2z_0}, \Omega \right) + C''_{+-} \left(\frac{x}{2z_0}, \Omega \right) \right) \right]. \end{aligned} \quad (67)$$

Here a is the microscopic lattice spacing and $C''_{\alpha\beta}(\mathbf{q}, \Omega) \equiv -\text{Im}[C_{\alpha\beta}(\mathbf{q}, \Omega)]$, where the retarded spin-spin correlator is defined as:

$$\mathcal{C}_{\alpha\beta}(\mathbf{r}, t) = -i\Theta(t)\langle[\sigma^\alpha(\mathbf{r}, t), \sigma^\beta(0, 0)]\rangle \quad (68)$$

and $\mathcal{C}_{\alpha\beta}(\mathbf{q}, \Omega) = \frac{1}{\mathcal{A}} \int_{-\infty}^{\infty} dt e^{i\Omega t} \int d^2\mathbf{r} e^{-i\mathbf{q}\cdot\mathbf{r}} \mathcal{C}_{\alpha\beta}(\mathbf{r}, t)$ represents the Fourier transform. Using Eq. (67), we now switch to evaluate the spin noise for singlet and triplet superconductors with different pairing wave functions. Below we focus on the main physical picture and relegate the computational details to Appendix B.

A. Singlet superconductors

The spin noise in singlet superconductors reminds the transverse current noise, which we investigated in Sec. III. We note that due to the spin rotational symmetry, $\mathcal{C}_{\alpha\beta}(\mathbf{q}, \Omega) = \delta_{\alpha\beta} \mathcal{C}(\mathbf{q}, \Omega)$. Hence, it is sufficient to compute only $\mathcal{C}_{zz}(\mathbf{q}, \Omega)$, which is proportional to the correlation function of $m_z(\mathbf{q}, \omega) = g\mu_B S_z(\mathbf{q}, \omega) \approx \mu_B \sigma_z(\mathbf{q}, \omega)$:

$$\begin{aligned} m_z(\mathbf{q}) &= \mu_B \sum_{\mathbf{k}} (c_{\mathbf{k}-\mathbf{q}/2, \uparrow}^\dagger c_{\mathbf{k}+\mathbf{q}/2, \uparrow} - c_{\mathbf{k}-\mathbf{q}/2, \downarrow}^\dagger c_{\mathbf{k}+\mathbf{q}/2, \downarrow}) \\ &= \mu_B \sum_{\mathbf{k}} \Psi_{\mathbf{k}-\mathbf{q}/2}^\dagger \Psi_{\mathbf{k}+\mathbf{q}/2}. \end{aligned} \quad (69)$$

We note that the operator $m_z(\mathbf{q})$ is similar to the current operator $j_\alpha(\mathbf{q})$, with the only difference that the vertex factor μ_B is replaced by ev_T . The correlator $\mathcal{C}(\mathbf{q}, \Omega)$ is

then given by:

$$\begin{aligned} \mathcal{C}''(\mathbf{q}, \Omega) &= \pi\Omega\mu_B^2 a^2 \int \frac{d^2k}{(2\pi)^2} \int d\omega \left(-\frac{\partial n_F(\omega)}{\partial \omega} \right) \\ &\quad \times \text{Tr}[A(\mathbf{k}_-, \omega) A(\mathbf{k}_+, \omega + \Omega)]. \end{aligned} \quad (70)$$

Using the analysis of the transverse normal conductivity in Eq. (18), we conclude that momentum and temperature scalings of $\mathcal{C}''(\mathbf{q}, \Omega)/\Omega$ are the same as for $\sigma_n^T(\mathbf{q}, \Omega)$ (up to numerical prefactors). In the regime of weak superconductivity, comparing Eqs. (13) and (18) with Eqs. (67) and (70), we deduce that the dimensionless ratio that determines the relative noise $\mathcal{N}_{\text{spin}}/\mathcal{N}_T$ is $(\mu_B/ev_F z_0)^2 = \hbar^2/(2m_e v_F z_0)^2 \sim 1/(k_F z_0)^2$, where we have assumed that $m_e \sim$ effective electron mass m . Typically $k_F z_0 \gg 1$, so that the spin noise is expected to be suppressed. For the regime of strong superconductivity, we obtain that the distance scalings of both types of noise are the same. To determine the ratio of their magnitudes, we now compare Eqs. (14) and (18) with Eqs. (67) and (70) and find that $\mathcal{N}_{\text{spin}}/\mathcal{N}_T \approx (\mu_0 \mu_B \Lambda / ev_F)^2 \sim (\mu_0 \mu_B n_s / m^* v_F)^2$. Plugging in some typical values: $m^* = m_e$, $v_F = 10^5$ m/s and $n_s = 10^{20}$ m $^{-2}$, we get $\mathcal{N}_{\text{spin}}/\mathcal{N}_T \sim 10^{-6}$. Our analysis, therefore, shows that it is legitimate to disregard the spin noise compared to the one due to current fluctuations. We remark that the spin noise might be notable for systems with small Fermi velocity or with additional contributions to superfluid stiffness arising from bands with significant Berry curvature⁴⁹. In such flat-band systems with topological character⁵⁰, $\mathcal{N}_{\text{spin}}$ may be used to probe the spin structure of superconducting correlations.

B. Triplet superconductors

For triplet superconductors, the spin-spin correlation function becomes anisotropic and depends on the orientation of the order parameter vector $\Delta_{\mathbf{k}} = \Delta \mathbf{d}_{\mathbf{k}}$ [see Appendix B for additional discussion]:

$$\begin{aligned} \mathcal{C}_{\alpha\beta}(\mathbf{q}, i\Omega_n) &= \frac{1}{\beta V} \sum_{\mathbf{k}, i\omega_n} \left\{ \frac{[2i\omega_n(i\omega_n + i\Omega_n) + 2\xi_{\mathbf{k}_+} \xi_{\mathbf{k}_-} + \Delta^2(\mathbf{d}_{\mathbf{k}_-} \cdot \mathbf{d}_{\mathbf{k}_+}^* + \text{c.c.})]}{[(i\omega_n)^2 - E_{\mathbf{k}_-}^2][(i\omega_n + i\Omega_n)^2 - E_{\mathbf{k}_+}^2]} \delta_{\alpha\beta} \right. \\ &\quad \left. + \frac{\Delta^2[(d_{\mathbf{k}_-}^\alpha (d_{\mathbf{k}_+}^\beta)^* + d_{\mathbf{k}_+}^\alpha (d_{\mathbf{k}_-}^\beta)^* + \text{c.c.}) - 2\delta_{\alpha\beta}(\mathbf{d}_{\mathbf{k}_-} \cdot \mathbf{d}_{\mathbf{k}_+}^* + \text{c.c.})]}{[(i\omega_n)^2 - E_{\mathbf{k}_-}^2][(i\omega_n + i\Omega_n)^2 - E_{\mathbf{k}_+}^2]} \right\}. \end{aligned} \quad (71)$$

The first isotropic term in Eq. (71) is analogous to the contribution from a singlet superconductor, while the second anisotropic term is special to a triplet superconductor and arises as a consequence of the broken SO(3) symmetry. By probing this term, for instance, by tuning the qubit quantization axis \mathbf{n}_q , one can distinguish different

types of triplet superconductivity. Furthermore, one can distinguish triplet from singlet superconductors. However, the anisotropic part of spin correlations does not contain any additional singularity in the coherence factors [see Appendix B]. Similar to the above discussion of singlet superconductors, the spin noise is expected to

give a parametrically small contribution to the magnetic noise relative to the one from fluctuating currents, both in the weak and strong superconducting regimes.

VI. CONCLUSIONS AND OUTLOOK

We have discussed isolated impurity qubits, such as NV centers in diamond, as probes of superconductivity in two-dimensional materials. The qubit relaxation rate provides spatio-temporally resolved information about current correlations in the sample, the behavior of which sheds light on important intrinsic properties of the 2D sample of interest. We have shown the temperature dependence of the noise can signal the onset of superconductivity and can further be used to distinguish different superconducting gap structures. We have also demonstrated that the dependence of noise on the sample-probe distance probes different transport regimes in the superconducting state. By exploiting the suppression of transverse noise at low temperatures, we have shown how the qubit can be used to detect both spin noise and longitudinal collective modes. The former provides important additional information about the spin structure in the superconducting state, while the latter allows for the study of plasmon-like excitations.

The qubit probe provides a novel route by which to investigate the rich physics associated with 2D superconductivity. Various interesting fluctuation phenomena – such as the interplay between superconducting fluctuations and disorder^{51,52}, superconducting phase fluctuations⁵³, Higgs modes⁵⁴, and Bardasis-Schrieffer

modes⁵⁵ – could also conceivably be probed via qubit noise measurements, and the mean-field calculations presented here serve as a starting point for the more sophisticated analyses that would be required to model such effects. The local nature of the qubit probe may make it a useful tool in addressing questions of granular superconductivity, as is relevant, for instance, in the description of “anomalous metals”⁵⁶. Superconductivity under pressure^{3,57} can also be readily probed via techniques described here, as certain qubits, such as NV centers, can be integrated into diamond anvil cells^{25,26}.

ACKNOWLEDGEMENTS

We thank T. Andersen, B. Dwyer, S. Hsieh, S. Kolkowitz, V. Manucharian, J. F. Rodriguez-Nieva, E. Urbach, R. Xue, A. Yacoby and C. Zu for helpful conversations. S.C. was supported by the ARO through the Anyon Bridge MURI program (Grant No. W911NF-17-1-0323) via M. P. Zaletel, and the U.S. DOE, Office of Science, Office of Advanced Scientific Computing Research, under the Accelerated Research in Quantum Computing (ARQC) program via N.Y. Yao. P.E.D., I.E., and E.D. were supported by Harvard-MIT CUA, AFOSR-MURI: Photonic Quantum Matter Award No. FA95501610323, Harvard Quantum Initiative, and AFOSR Grant No. FA9550-21-1-0216. N.Y.Y. acknowledges support from U.S. DOE, Office of Science, Office of Advanced Scientific Computing Research Quantum Testbed Program. Support from the Gordon and Betty Moore Foundation is also gratefully acknowledged.

* P.E.D. and S.C. contributed equally to this work.

- ¹ Yuan Cao, Valla Fatemi, Shiang Fang, Kenji Watanabe, Takashi Taniguchi, Efthimios Kaxiras, and Pablo Jarillo-Herrero, “Unconventional superconductivity in magic-angle graphene superlattices,” *Nature* **556**, 43–50 (2018).
- ² Xiaobo Lu, Petr Stepanov, Wei Yang, Ming Xie, Mohammed Ali Aamir, Ipsita Das, Carles Urgell, Kenji Watanabe, Takashi Taniguchi, Guangyu Zhang, *et al.*, “Superconductors, orbital magnets and correlated states in magic-angle bilayer graphene,” *Nature* **574**, 653–657 (2019).
- ³ Matthew Yankowitz, Shaowen Chen, Hryhorii Polshyn, Yuxuan Zhang, K Watanabe, T Taniguchi, David Graf, Andrea F Young, and Cory R Dean, “Tuning superconductivity in twisted bilayer graphene,” *Science* **363**, 1059–1064 (2019).
- ⁴ Jeong Min Park, Yuan Cao, Kenji Watanabe, Takashi Taniguchi, and Pablo Jarillo-Herrero, “Tunable strongly coupled superconductivity in magic-angle twisted trilayer graphene,” *Nature (London)* **590**, 249–255 (2021).
- ⁵ Zeyu Hao, A. M. Zimmerman, Patrick Ledwith, Eslam Khalaf, Danial Haie Najafabadi, Kenji Watanabe, Takashi Taniguchi, Ashvin Vishwanath, and Philip Kim, “Electric field–tunable superconductivity in alternating-twist magic-

- angle trilayer graphene,” *Science* **371**, 1133–1138 (2021).
- ⁶ Wu Shi, Jianting Ye, Yijin Zhang, Ryuji Suzuki, Masaro Yoshida, Jun Miyazaki, Naoko Inoue, Yu Saito, and Yoshihiro Iwasa, “Superconductivity series in transition metal dichalcogenides by ionic gating,” *Scientific reports* **5**, 1–10 (2015).
- ⁷ Shubhayu Chatterjee, Matteo Ippoliti, and Michael P. Zaletel, “Skyrmion Superconductivity: DMRG evidence for a topological route to superconductivity,” *arXiv e-prints*, arXiv:2010.01144 (2020), [arXiv:2010.01144 \[cond-mat.str-el\]](#).
- ⁸ Xue-Yang Song, Ashvin Vishwanath, and Ya-Hui Zhang, “Doping the chiral spin liquid: Topological superconductor or chiral metal,” *Phys. Rev. B* **103**, 165138 (2021).
- ⁹ Mathias S. Scheurer and Rhine Samajdar, “Pairing in graphene-based moiré superlattices,” *Phys. Rev. Research* **2**, 033062 (2020).
- ¹⁰ Shubhayu Chatterjee, Nick Bultinck, and Michael P. Zaletel, “Symmetry breaking and skyrmionic transport in twisted bilayer graphene,” *Phys. Rev. B* **101**, 165141 (2020), [arXiv:1908.00986 \[cond-mat.str-el\]](#).
- ¹¹ J. González and T. Stauber, “Kohn-luttinger superconductivity in twisted bilayer graphene,” *Physical Review Letters* **122** (2019), 10.1103/physrevlett.122.026801.

- ¹² Dmitry V. Chichinadze, Laura Classen, and Andrey V. Chubukov, “Nematic superconductivity in twisted bilayer graphene,” *Phys. Rev. B* **101**, 224513 (2020).
- ¹³ Eslam Khalaf, Shubhayu Chatterjee, Nick Bultinck, Michael P. Zaletel, and Ashvin Vishwanath, “Charged skyrmions and topological origin of superconductivity in magic-angle graphene,” *Science Advances* **7**, eabf5299 (2021), [arXiv:2004.00638 \[cond-mat.str-el\]](#).
- ¹⁴ Maine Christos, Subir Sachdev, and Mathias S Scheurer, “Superconductivity, correlated insulators, and wess–zumino–witten terms in twisted bilayer graphene,” *Proceedings of the National Academy of Sciences* **117**, 29543–29554 (2020).
- ¹⁵ Adrien Allain, Jiahao Kang, Kaustav Banerjee, and Andras Kis, “Electrical contacts to two-dimensional semiconductors,” *Nature Materials* **14**, 1195–1205 (2015).
- ¹⁶ C. L. Degen, F. Reinhard, and P. Cappellaro, “Quantum sensing,” *Reviews of Modern Physics* **89**, 035002 (2017), [arXiv:1611.02427 \[quant-ph\]](#).
- ¹⁷ Sungkun Hong, Michael S Grinolds, Linh M Pham, David Le Sage, Lan Luan, Ronald L Walsworth, and Amir Yacoby, “Nanoscale magnetometry with nv centers in diamond,” *MRS bulletin* **38**, 155–161 (2013).
- ¹⁸ L Rondin, J-P Tetienne, T Hingant, J-F Roch, P Maletinsky, and V Jacques, “Magnetometry with nitrogen-vacancy defects in diamond,” *Reports on Progress in Physics* **77**, 056503 (2014).
- ¹⁹ M. S. Grinolds, S. Hong, P. Maletinsky, L. Luan, M. D. Lukin, R. L. Walsworth, and A. Yacoby, “Nanoscale magnetic imaging of a single electron spin under ambient conditions,” *Nat Phys* **9**, 215–219 (2013).
- ²⁰ Francesco Casola, Toeno van der Sar, and Amir Yacoby, “Probing condensed matter physics with magnetometry based on nitrogen-vacancy centres in diamond,” *Nature Reviews Materials* **3**, 17088 (2018), [arXiv:1804.08742 \[cond-mat.str-el\]](#).
- ²¹ Peter Stano, Jelena Klinovaja, Amir Yacoby, and Daniel Loss, “Local spin susceptibilities of low-dimensional electron systems,” *Phys. Rev. B* **88**, 045441 (2013).
- ²² Victor Acosta and Philip Hemmer, “Nitrogen-vacancy centers: Physics and applications,” *MRS Bulletin* **38**, 127–130 (2013).
- ²³ Y Dovzhenko, F Casola, S Schlotter, TX Zhou, F Büttner, RL Walsworth, GSD Beach, and A Yacoby, “Magnetostatic twists in room-temperature skyrmions explored by nitrogen-vacancy center spin texture reconstruction,” *Nature communications* **9**, 2712 (2018).
- ²⁴ S Kolkowitz, A Safra, AA High, RC Devlin, S Choi, QP Unterreithmeier, D Patterson, AS Zibrov, VE Manucharyan, H Park, *et al.*, “Probing johnson noise and ballistic transport in normal metals with a single-spin qubit,” *Science* **347**, 1129–1132 (2015).
- ²⁵ S. Hsieh, P. Bhattacharyya, C. Zu, T. Mittiga, T. J. Smart, F. Machado, B. Kobrin, T. O. Höhn, N. Z. Rui, M. Kamrani, S. Chatterjee, S. Choi, M. Zaletel, V. V. Struzhkin, J. E. Moore, V. I. Levitas, R. Jeanloz, and N. Y. Yao, “Imaging stress and magnetism at high pressures using a nanoscale quantum sensor,” *Science* **366**, 1349–1354 (2019), [arXiv:1812.08796 \[cond-mat.mes-hall\]](#).
- ²⁶ Margarita Lesik, Thomas Plisson, Loïc Toraille, Justine Renaud, Florent Occelli, Martin Schmidt, Olivier Salord, Anne Delobbe, Thierry Debuisschert, Loïc Rondin, *et al.*, “Magnetic measurements on micrometer-sized samples under high pressure using designed nv centers,” *Science* **366**, 1359–1362 (2019).
- ²⁷ Tony X. Zhou, Joris J. Carmiggelt, Lisa M. Gächter, Ilya Esterlis, Dries Sels, Rainer J. Stöhr, Chunhui Du, Daniel Fernandez, Joaquin F. Rodriguez-Nieva, Felix Büttner, and *et al.*, “A magnon scattering platform,” *Proceedings of the National Academy of Sciences* **118**, e2019473118 (2021).
- ²⁸ Joaquin F. Rodriguez-Nieva, Kartiek Agarwal, Thierry Giamarchi, Bertrand I. Halperin, Mikhail D. Lukin, and Eugene Demler, “Probing one-dimensional systems via noise magnetometry with single spin qubits,” *Phys. Rev. B* **98**, 195433 (2018).
- ²⁹ Joaquin F. Rodriguez-Nieva, Daniel Podolsky, and Eugene Demler, “Hydrodynamic sound modes and Galilean symmetry breaking in a magnon fluid,” *arXiv e-prints*, [arXiv:1810.12333 \(2018\)](#), [arXiv:1810.12333 \[cond-mat.mes-hall\]](#).
- ³⁰ B. Flebus and Y. Tserkovnyak, “Quantum-impurity relaxation of magnetization dynamics,” *Phys. Rev. Lett.* **121**, 187204 (2018).
- ³¹ Shubhayu Chatterjee, Joaquin F. Rodriguez-Nieva, and Eugene Demler, “Diagnosing phases of magnetic insulators via noise magnetometry with spin qubits,” *Phys. Rev. B* **99**, 104425 (2019).
- ³² Kartiek Agarwal, Richard Schmidt, Bertrand Halperin, Vadim Oganesyan, Gergely Zaránd, Mikhail D. Lukin, and Eugene Demler, “Magnetic noise spectroscopy as a probe of local electronic correlations in two-dimensional systems,” *Phys. Rev. B* **95**, 155107 (2017).
- ³³ Shubhayu Chatterjee, Pavel E. Dolgirev, Ilya Esterlis, Alexander A. Zibrov, Mikhail D. Lukin, Norman Y. Yao, and Eugene Demler, “Single-spin qubit magnetic spectroscopy of two-dimensional superconductivity,” *Phys. Rev. Research* **4**, L012001 (2022).
- ³⁴ Michael Tinkham, *Introduction to superconductivity* (Courier Corporation, 2004).
- ³⁵ J Pearl, “Current distribution in superconducting films carrying quantized fluxoids,” *Applied Physics Letters* **5**, 65–66 (1964).
- ³⁶ Alexander Altland and Ben D Simons, *Condensed matter field theory* (Cambridge university press, 2010).
- ³⁷ Piers Coleman, *Introduction to Many-Body Physics* (Cambridge University Press, 2015).
- ³⁸ Jun Yong Khoo, Falko Pientka, and Inti Sodemann, “The universal shear conductivity of fermi liquids and spinon fermi surface states and its detection via spin qubit noise magnetometry,” *New Journal of Physics* **23**, 113009 (2021).
- ³⁹ Patrick A. Lee, “Localized states in a d-wave superconductor,” *Phys. Rev. Lett.* **71**, 1887–1890 (1993).
- ⁴⁰ Adam C. Durst and Patrick A. Lee, “Impurity-induced quasiparticle transport and universal-limit wiedemann-franz violation in d-wave superconductors,” *Phys. Rev. B* **62**, 1270–1290 (2000), [arXiv:cond-mat/9908182](#).
- ⁴¹ David M. Lee, “The extraordinary phases of liquid ^3He ,” *Rev. Mod. Phys.* **69**, 645–666 (1997).
- ⁴² Yoshiteru Maeno, T Maurice Rice, and Manfred Sgrist, “The intriguing superconductivity of strontium ruthenate,” *Physics Today* **54**, 42–47 (2001).
- ⁴³ Louis Veyrat, Corentin Déprez, Alexis Coissard, Xiaoxi Li, Frédéric Gay, Kenji Watanabe, Takashi Taniguchi, Zheng Han, Benjamin A. Piot, Hermann Sellier, and Benjamin Sacépé, “Helical quantum hall phase in graphene on srtio₃,” *Science* **367**, 781–786 (2020), <https://science.sciencemag.org/content/367/6479/781.full.pdf>.

- ⁴⁴ L. N. Bulaevskii, M. Ledvij, and V. G. Kogan, “Vortices in layered superconductors with Josephson coupling,” *Phys. Rev. B* **46**, 366–380 (1992).
- ⁴⁵ L. N. Bulaevskii, M. Zamora, D. Baeriswyl, H. Beck, and John R. Clem, “Time-dependent equations for phase differences and a collective mode in Josephson-coupled layered superconductors,” *Phys. Rev. B* **50**, 12831–12834 (1994).
- ⁴⁶ A. E. Koshelev and M. J. W. Dodgson, “Josephson vortex lattice in layered superconductors,” *Soviet Journal of Experimental and Theoretical Physics* **117**, 449–479 (2013), [arXiv:1304.6735 \[cond-mat.supr-con\]](#).
- ⁴⁷ Zhiyuan Sun, M. M. Fogler, D. N. Basov, and Andrew J. Millis, “Collective modes and terahertz near-field response of superconductors,” *Phys. Rev. Research* **2**, 023413 (2020).
- ⁴⁸ In contrast to the computation of the current response, the evaluation of the spin response for disordered superconductors requires taking into account disorder ladder diagrams.
- ⁴⁹ A. Julku, T. J. Peltonen, L. Liang, T. T. Heikkilä, and P. Törmä, “Superfluid weight and Berezinskii-Kosterlitz-Thouless transition temperature of twisted bilayer graphene,” *Phys. Rev. B* **101**, 060505 (2020).
- ⁵⁰ Fang Xie, Zhida Song, Biao Lian, and B. Andrei Bernevig, “Topology-bounded superfluid weight in twisted bilayer graphene,” *Phys. Rev. Lett.* **124**, 167002 (2020).
- ⁵¹ Anatoli Larkin and Andrei Varlamov, *Theory of fluctuations in superconductors* (Clarendon Press, 2005).
- ⁵² Nikolai A. Stepanov and Mikhail A. Skvortsov, “Superconducting fluctuations at arbitrary disorder strength,” *Phys. Rev. B* **97**, 144517 (2018).
- ⁵³ V. J. Emery and S. A. Kivelson, “Importance of phase fluctuations in superconductors with small superfluid density,” *Nature* **374**, 434–437 (1995).
- ⁵⁴ Daniel Podolsky, Assa Auerbach, and Daniel P. Arovas, “Visibility of the amplitude (Higgs) mode in condensed matter,” *Phys. Rev. B* **84**, 174522 (2011).
- ⁵⁵ A. Bardasis and J. R. Schrieffer, “Excitons and plasmons in superconductors,” *Phys. Rev.* **121**, 1050–1062 (1961).
- ⁵⁶ Aharon Kapitulnik, Steven A. Kivelson, and Boris Spivak, “Colloquium: Anomalous metals: Failed superconductors,” *Rev. Mod. Phys.* **91**, 011002 (2019).
- ⁵⁷ Yanpeng Qi, Wujun Shi, Pavel G. Naumov, Nitesh Kumar, Walter Schnelle, Oleg Barkalov, Chandra Shekhar, Horst Borrmann, Claudia Felser, Binghai Yan, and Sergey A. Medvedev, “Pressure-driven superconductivity in the transition-metal pentatelluride HfTe₅,” *Phys. Rev. B* **94**, 054517 (2016).

Appendix A: Computation details for normal fluid conductivity

In this appendix, we provide a detailed derivation of the normal-fluid transverse conductivity $\sigma_n^T(\mathbf{q}, \Omega)$ for 2D superconductors, in clean and disordered limits. We remark that the screening effects due to the long-range Coulomb interaction affect the longitudinal normal conductivity, but not the transverse one (this can be easily seen within the two-fluid model in the main text). This justifies to compute the transverse conductivity within the BCS mean-field theory using the standard one-loop Kubo formula, which relates $\sigma_n^T(\mathbf{q}, \Omega)$ to the transverse current-current correlation function of the normal fluid:

$$\Pi_T(\mathbf{q}, \tau) = -\frac{1}{V} \langle T_\tau (j_T(\mathbf{q}, \tau) j_T(-\mathbf{q}, 0)) \rangle_T, \quad (\text{A1})$$

where $j_T(\mathbf{q}, \tau) = (\hat{z} \times \hat{\mathbf{q}}) \cdot \mathbf{j}^n(\mathbf{q}, \tau)$ is the transverse current, V is the system volume (area in two dimensions), and $\langle \dots \rangle_T$ denotes a thermal average in an equilibrium ensemble at temperature T . The real part of the conductivity can be obtained via analytic continuation of the Matsubara current-current correlation function as follows:

$$\text{Re}[\sigma_n^T(\mathbf{q}, \Omega)] = -\frac{1}{\Omega} \text{Im}[\Pi_T(\mathbf{q}, \Omega)], \text{ where } \Pi_T(\mathbf{q}, \Omega) \xrightarrow{i\Omega_n \rightarrow \Omega + i0^+} \Pi_T(\mathbf{q}, i\Omega_n) = \int_0^\beta d\tau e^{i\Omega_n \tau} \Pi_T(\mathbf{q}, \tau). \quad (\text{A2})$$

To capture the electromagnetic response of superconductors, we employ the two-fluid model. Within this framework, the normal fluid contribution to conductivity comes from quasiparticle excitations above the superconducting ground state, which we describe via the BCS mean-field theory^{34,37}. The mean-field BCS Hamiltonian of a singlet superconductor is given in terms of electron creation and annihilation operators $c_{\mathbf{k},\sigma}^\dagger$ and $c_{\mathbf{k},\sigma}$, dispersion $\xi_{\mathbf{k}} = \varepsilon_{\mathbf{k}} - \mu$, and gap-function $\Delta_{\mathbf{k}}$ as (we assume inversion or time-reversal symmetry, so that $\xi_{\mathbf{k}} = \xi_{-\mathbf{k}}$, and choose a gauge such that $\Delta_{\mathbf{k}} \in \mathbf{R}$):

$$H = \sum_{\mathbf{k}} \Psi_{\mathbf{k}}^\dagger h_{\mathbf{k}} \Psi_{\mathbf{k}}, \text{ where } \Psi_{\mathbf{k}} = \begin{pmatrix} c_{\mathbf{k},\uparrow} \\ c_{-\mathbf{k},\downarrow}^\dagger \end{pmatrix} \text{ and } h_{\mathbf{k}} = \begin{pmatrix} \xi_{\mathbf{k}} & \Delta_{\mathbf{k}} \\ \Delta_{\mathbf{k}} & -\xi_{\mathbf{k}} \end{pmatrix}. \quad (\text{A3})$$

Denoting the quasiparticle excitation energy by $E_{\mathbf{k}} = \sqrt{\xi_{\mathbf{k}}^2 + \Delta_{\mathbf{k}}^2}$ and introducing a phenomenological lifetime via a self-energy $\Sigma(\mathbf{k}, i\omega_n)$, one obtains the Matsubara Green’s function ($\omega_n = (2n+1)\pi/\beta$):

$$\begin{aligned} G(\mathbf{k}, i\omega_n) &= (i\omega_n - \Sigma_{\mathbf{k}, i\omega_n} - h_{\mathbf{k}})^{-1} \\ &= \frac{1}{(i\omega_n - \Sigma(\mathbf{k}, i\omega_n))^2 - E_{\mathbf{k}}^2} \begin{pmatrix} i\omega_n - \Sigma(\mathbf{k}, i\omega_n) + \xi_{\mathbf{k}} & \Delta_{\mathbf{k}} \\ \Delta_{\mathbf{k}} & i\omega_n - \Sigma(\mathbf{k}, i\omega_n) - \xi_{\mathbf{k}} \end{pmatrix}. \end{aligned} \quad (\text{A4})$$

The evaluation of the pair correlator is conveniently carried out via the spectral function representation of the Green functions³⁶:

$$G(\mathbf{k}, i\omega_n) = \int_{-\infty}^{\infty} d\omega' \frac{A(\mathbf{k}, \omega')}{i\omega_n - \omega'}, \quad A(\mathbf{k}, \omega) = -\frac{1}{\pi} \text{Im}[G^R(\mathbf{k}, \omega)], \quad (\text{A5})$$

where $G^R(\mathbf{k}, \omega)$ is the retarded Green function (it can be obtained from the Matsubara one by proper analytical continuation³⁶). Within a simple model of isotropic disorder scattering, the self-energy $\Sigma^R(\mathbf{k}, \omega)$ can be approximated as $\Sigma^R(\mathbf{k}, \omega \rightarrow 0) \approx -i\Gamma_0$, where Γ_0 is the isotropic scattering rate of electrons at the Fermi surface (we assume that the real part of $\Sigma^R(\mathbf{k}, \omega)$ just renormalizes the bare dispersion). In this limit, we have:

$$A(\mathbf{k}, \omega) = -\frac{(\omega^2 - \Gamma_0^2 - E_{\mathbf{k}}^2)\Gamma_0}{\pi[(\omega^2 - \Gamma_0^2 - E_{\mathbf{k}}^2)^2 + (2\omega\Gamma_0)^2]} \begin{pmatrix} 1 & 0 \\ 0 & 1 \end{pmatrix} + \frac{2\omega\Gamma_0}{\pi[(\omega^2 - \Gamma_0^2 - E_{\mathbf{k}}^2)^2 + (2\omega\Gamma_0)^2]} \begin{pmatrix} \omega + \xi_{\mathbf{k}} & \Delta_{\mathbf{k}} \\ \Delta_{\mathbf{k}} & \omega - \xi_{\mathbf{k}} \end{pmatrix}. \quad (\text{A6})$$

To evaluate the dissipative part of the conductivity $\text{Re}[\sigma_{\alpha\beta}(\mathbf{q}, \Omega)]$ within linear response, we need to consider only the paramagnetic part of the current operator, which is given in terms of the spinor $\Psi_{\mathbf{k}}$ by

$$j_{\alpha}(\mathbf{q}) = e \sum_{\mathbf{k}} v_{\alpha}(\mathbf{k}) c_{\mathbf{k}-\mathbf{q}/2, \sigma}^{\dagger} c_{\mathbf{k}+\mathbf{q}/2, \sigma} = e \sum_{\mathbf{k}} v_{\alpha}(\mathbf{k}) \Psi_{\mathbf{k}-\mathbf{q}/2}^{\dagger} \Psi_{\mathbf{k}+\mathbf{q}/2}, \quad \text{where } \mathbf{v}(\mathbf{k}) = \frac{\partial \varepsilon_{\mathbf{k}}}{\partial \mathbf{k}}. \quad (\text{A7})$$

Using $\mathbf{k}_{\pm} = \mathbf{k} \pm \mathbf{q}/2$, we find:

$$\begin{aligned} \Pi_{\alpha\beta}(\mathbf{q}, i\Omega_n) &= \frac{e^2}{\beta V} \sum_{\mathbf{k}, i\omega_n} v_{\alpha} v_{\beta} \text{Tr}[G(\mathbf{k}_{-}, i\omega_n) G(\mathbf{k}_{+}, i\omega_n + i\Omega_n)] \\ &= \frac{e^2}{V} \sum_{\mathbf{k}} \int d\omega_1 \int d\omega_2 v_{\alpha} v_{\beta} \text{Tr}[A(\mathbf{k}_{-}, \omega_1) A(\mathbf{k}_{+}, \omega_2)] \left(\frac{n_F(\omega_1) - n_F(\omega_2)}{i\Omega_n + \omega_1 - \omega_2} \right). \end{aligned} \quad (\text{A8})$$

Accordingly, the conductivity is given by (taking the continuum limit):

$$\begin{aligned} \sigma_{\alpha\beta}(\mathbf{q}, \Omega) &= -\frac{\text{Im}[\Pi_{\alpha\beta}(\mathbf{q}, i\Omega_n \rightarrow \Omega + i0^+)]}{\Omega} \\ &= \frac{e^2 \pi}{\Omega} \int \frac{d^2 k}{(2\pi)^2} \int d\omega_1 \int d\omega_2 v_{\alpha} v_{\beta} \text{Tr}[A(\mathbf{k}_{-}, \omega_1) A(\mathbf{k}_{+}, \omega_2)] (n_F(\omega_1) - n_F(\omega_2)) \delta(\Omega + \omega_1 - \omega_2) \end{aligned} \quad (\text{A9})$$

$$= e^2 \pi \int \frac{d^2 k}{(2\pi)^2} \int d\omega v_{\alpha} v_{\beta} \text{Tr}[A(\mathbf{k}_{-}, \omega) A(\mathbf{k}_{+}, \omega + \Omega)] \left(\frac{n_F(\omega) - n_F(\omega + \Omega)}{\Omega} \right). \quad (\text{A10})$$

Let us introduce $\hat{\mathbf{t}} = \hat{\mathbf{z}} \times \hat{\mathbf{q}}$. Then the transverse conductivity is defined as $\sigma^T(\mathbf{q}, \Omega) = \hat{t}_{\alpha} \sigma_{\alpha\beta}(\mathbf{q}, \Omega) \hat{t}_{\beta}$. In the clean limit, it is more convenient to use Eq. (A9) to carry out the computation, while in the dirty limit, Eq. (A10) is more convenient.

Simplifications in the clean limit: The expression for conductivity can be further simplified in the clean limit ($\Gamma_0 \rightarrow 0$), where the first term in Eq. (A6) vanishes, while the second term reduces to a sum of delta functions:

$$A(\mathbf{k}, \omega) = \frac{1}{2E_{\mathbf{k}}} (\delta(\omega - E_{\mathbf{k}}) - \delta(\omega + E_{\mathbf{k}})) \begin{pmatrix} \omega + \xi_{\mathbf{k}} & \Delta_{\mathbf{k}} \\ \Delta_{\mathbf{k}} & \omega - \xi_{\mathbf{k}} \end{pmatrix}. \quad (\text{A11})$$

Plugging this into Eq. (A9) and evaluating the trace and the integrals over ω_1 and ω_2 , we get:

$$\begin{aligned} \sigma_{\alpha\beta}(\mathbf{q}, \Omega) &= \frac{e^2 \pi}{2\Omega} \int \frac{d^2 k}{(2\pi)^2} v_{\alpha} v_{\beta} \left[\left(1 + \frac{\xi_{+}\xi_{-} + \Delta_{+}\Delta_{-}}{E_{+}E_{-}} \right) (n_F(E_{+}) - n_F(E_{-})) [\delta(\Omega + E_{+} - E_{-}) - \delta(\Omega - E_{+} + E_{-})] \right. \\ &\quad \left. + \left(1 - \frac{\xi_{+}\xi_{-} + \Delta_{+}\Delta_{-}}{E_{+}E_{-}} \right) (1 - n_F(E_{+}) - n_F(E_{-})) [\delta(\Omega - E_{+} - E_{-}) - \delta(\Omega + E_{+} + E_{-})] \right]. \end{aligned} \quad (\text{A12})$$

where by \pm we have indicated momenta $\mathbf{k} \pm \mathbf{q}/2$. For the physically reasonable case of small $q \ll k_F$, we can further approximate $\xi_{+}\xi_{-} + \Delta_{+}\Delta_{-} \approx E_{+}E_{-} + O(q^2)$, so the terms in the second line of Eq. (A12) can be neglected. The energy constraint further simplifies to

$$E_{-} - E_{+} = - \left[\mathbf{q} \cdot \mathbf{v}(\mathbf{k}) \left(\frac{\xi_{\mathbf{k}}}{E_{\mathbf{k}}} \right) + \mathbf{q} \cdot \mathbf{v}_{\Delta}(\mathbf{k}) \left(\frac{\Delta_{\mathbf{k}}}{E_{\mathbf{k}}} \right) \right], \quad (\text{A13})$$

where $\mathbf{v}_\Delta(\mathbf{k}) = \partial_{\mathbf{k}}\Delta_{\mathbf{k}}$ is the gap-velocity. Further assuming inversion symmetry, we can reduce Eq. (A12) to the following form:

$$\sigma_{\alpha\beta}(\mathbf{q}, \Omega) = \frac{e^2}{2\pi} \int d^2k v_\alpha v_\beta \frac{n_F(E_{\mathbf{k}}) - n_F(E_{\mathbf{k}} + \Omega)}{\Omega} \delta \left(\Omega + \mathbf{q} \cdot \mathbf{v}(\mathbf{k}) \left(\frac{\xi_{\mathbf{k}}}{E_{\mathbf{k}}} \right) + \mathbf{q} \cdot \mathbf{v}_\Delta(\mathbf{k}) \left(\frac{\Delta_{\mathbf{k}}}{E_{\mathbf{k}}} \right) \right). \quad (\text{A14})$$

Equation (A14) is the most general expression for the conductivity tensor in the clean limit, which we will subsequently use to evaluate the transverse conductivity for different types of superconductors.

Simplifications in the dirty limit: In the dirty limit ($\Gamma_0 \gg k_B T \gtrsim \omega$), the spectral functions are smooth on the scale of ω due to disorder-smearing. Hence, in the physically relevant regime of $\beta\Omega \ll 1$, we can make the following approximation:

$$\frac{n_F(E_{\mathbf{k}}) - n_F(E_{\mathbf{k}} + \Omega)}{\Omega} \approx -\frac{\partial n_F}{\partial \omega} \approx \delta(\omega). \quad (\text{A15})$$

In this limit, the expression for conductivity in Eq. (A10) reduces to:

$$\sigma_{\alpha\beta}(\mathbf{q}, \Omega) = e^2 \pi \int \frac{d^2k}{(2\pi)^2} v_\alpha v_\beta \text{Tr}[A(\mathbf{k}_-, 0)A(\mathbf{k}_+, 0)]. \quad (\text{A16})$$

We note from Eq. (A6) that in the $\omega \rightarrow 0$ limit, the second term vanishes, and the first term acquires a particularly simple Lorentzian form:

$$A(\mathbf{k}, 0) = \frac{\Gamma_0}{\pi(\Gamma_0^2 + E_{\mathbf{k}}^2)} \begin{pmatrix} 1 & 0 \\ 0 & 1 \end{pmatrix}. \quad (\text{A17})$$

Accordingly, the simplified expression we will use for the conductivity tensor in the disordered limit is:

$$\sigma_{\alpha\beta}(\mathbf{q}, \Omega) = \frac{e^2}{2\pi} \int d^2k v_\alpha v_\beta \frac{\Gamma_0}{\pi(\Gamma_0^2 + E_+^2)} \frac{\Gamma_0}{\pi(\Gamma_0^2 + E_-^2)}. \quad (\text{A18})$$

1. s-wave superconductors

We now focus on s-wave superconductors with $\Delta_{\mathbf{k}} = \Delta$ and zero gap-velocity. For the transverse conductivity, we need the component of velocity perpendicular to \mathbf{q} . If we assume a circular Fermi surface (arising from a quadratic dispersion $\xi_{\mathbf{k}} = \frac{k^2}{2m} - \mu$) with $\mathbf{v}_F = v_F \hat{k}$ and take θ as the angle between vectors \mathbf{k} and \mathbf{q} , we get $v_T(\hat{k}) \approx v_F \sin \theta$. Thus, in the clean limit, we can simplify Eq. (A14) as follows:

$$\begin{aligned} \sigma^T(\mathbf{q}, \Omega) &= \frac{e^2 v_F^2}{2\pi} \int_0^\infty dk k \left(\frac{n_F(E_{\mathbf{k}}) - n_F(E_{\mathbf{k}} + \Omega)}{\Omega} \right) \int_0^{2\pi} d\theta \sin^2 \theta \delta \left(\Omega + \frac{q v_F \xi_{\mathbf{k}}}{E_{\mathbf{k}}} \cos \theta \right) \\ &= \frac{e^2 v_F^2 \beta}{\pi q v_F} \int_0^\infty dk \frac{k E_{\mathbf{k}}}{4 |\xi_{\mathbf{k}}| \cosh^2(\beta E_{\mathbf{k}}/2)} \sqrt{1 - \left(\frac{\Omega E_{\mathbf{k}}}{q v_F \xi_{\mathbf{k}}} \right)^2} \Theta \left(\frac{|\xi_{\mathbf{k}}| v_F q}{E_{\mathbf{k}}} - \Omega \right). \end{aligned} \quad (\text{A19})$$

Approximating $\xi_{\mathbf{k}} \approx v_F(k - k_F)$, we see that the angular integral over θ requires $v_F q > \Omega$ and places further restrictions on allowed momenta \mathbf{k} for a given Ω :

$$\Omega \leq \frac{q v_F |\xi_{\mathbf{k}}|}{E_{\mathbf{k}}} = \frac{q v_F^2 |k - k_F|}{\sqrt{v_F^2 |k - k_F|^2 + \Delta^2}} \implies v_F |k - k_F| \geq \frac{\Delta \Omega}{\sqrt{v_F^2 q^2 - \Omega^2}}. \quad (\text{A20})$$

It is convenient to introduce a dimensionless variable $\alpha \equiv \Omega/qv_F$, which is typically small $\alpha \sim \Omega d/v_F \ll 1$. We can also scale all dimensionful quantities out of the k -integral using $y \equiv (k - k_F)\xi_T$, where $\xi_T = v_F/\Delta(T)$ is the superconducting coherence length. The lower limit for the y integral is $-k_F \xi_T$, which can be approximated by $-\infty$ as the coherence length is typically much larger than k_F^{-1} . Further, at low temperatures, much smaller than the Fermi energy, the derivative of the Fermi function constrains us to remain close to the Fermi surface. Therefore, we can replace the factor of k in the numerator of Eq. (A19) by k_F , and we find the following approximate expression for the transverse conductivity

$$\sigma^T(\mathbf{q}, \Omega) \approx \frac{e^2 v_F k_F \beta \Theta(1 - \alpha)}{\pi q \xi_T} \int_{|y| \geq \frac{\alpha}{\sqrt{1 - \alpha^2}}} dy \frac{\sqrt{(1 + y^2)(1 - \alpha^2(1 + y^2)/y^2)}}{4|y| \cosh^2(\beta \Delta \sqrt{1 + y^2}/2)}. \quad (\text{A21})$$

We carefully note that as $\alpha \rightarrow 0$ (corresponding to $\Omega \rightarrow 0$), there is a weak logarithmic divergence of σ^T in α . This arises from the singular density of states at the gap threshold, and we expect such a divergence to be cured by the presence of a small disorder. At low temperatures, the integral scales as $e^{-\beta\Delta(T)}$, as can be seen by approximating the \cosh^2 in the denominator by an exponential:

$$\sigma^T(\mathbf{q}, \Omega) \approx \frac{e^2 v_F k_F \beta e^{-\beta\Delta} \Theta(1-\alpha)}{\pi q \xi_T} \int_{|y| \geq \frac{\alpha}{\sqrt{1-\alpha^2}}} dy \frac{\sqrt{(1+y^2)(1-\alpha^2(1+y^2)/y^2)}}{|y|} e^{-\beta\Delta y^2/2}. \quad (\text{A22})$$

We also note that as we increase temperature T to approach T_c , the gap goes to zero and ξ_T diverges. In this limit, the integral should not be non-dimensionalized with $y = (k - k_F)\xi_T$, but rather just evaluated from Eq. (A19) directly in the metallic limit where $\xi_{\mathbf{k}} = E_{\mathbf{k}}$. Doing so leads to the following expression for the transverse conductivity of the normal metal:

$$\sigma^T(\mathbf{q}, \Omega) \approx \frac{e^2 k_F \sqrt{1-\alpha^2} \Theta(1-\alpha)}{\pi q} = \frac{e^2 v_F k_F \beta \sqrt{1-\alpha^2} \Theta(1-\alpha)}{\pi q \lambda_T}. \quad (\text{A23})$$

The static ($\Omega = qv_F\alpha \rightarrow 0$) limits of Eqs. (A21) and (A23) appear in Eqs. (21) and (23) respectively in the main text.

In the dirty limit, we employ Eq. (A18) to evaluate the transverse conductivity (defining $\gamma^2 \equiv \Gamma_0^2 + \Delta^2$ to simplify notations):

$$\begin{aligned} \sigma^T(\mathbf{q}, \Omega \rightarrow 0) &= \frac{e^2}{2\pi^3} \int d^2k v_T^2 \left(\frac{\Gamma_0}{\Gamma_0^2 + E_+^2} \right) \left(\frac{\Gamma_0}{\Gamma_0^2 + E_-^2} \right) \\ &\approx \frac{e^2 v_F^2 \Gamma_0^2}{2\pi^3} \int_0^\infty dk k \int_0^{2\pi} d\theta \frac{\sin^2 \theta}{(\gamma^2 + \xi_{\mathbf{k}}^2 + \xi_{\mathbf{k}} v_F q \cos \theta + (v_F q/2)^2) (\gamma^2 + \xi_{\mathbf{k}}^2 - \xi_{\mathbf{k}} v_F q \cos \theta + (v_F q/2)^2)} \\ &= \frac{e^2 v_F^2 \Gamma_0^2}{4\pi^2} \int_0^\infty dk k \frac{\gamma_0^2 + \xi_{\mathbf{k}}^2 + (v_F q/2)^2 - \sqrt{(\xi_{\mathbf{k}}^2 - (v_F q/2)^2)^2 + 2(\xi_{\mathbf{k}}^2 + (v_F q/2)^2)\gamma^2 + \gamma^4}}{\xi_{\mathbf{k}}^2 (v_F q/2)^2 (\gamma^2 + \xi_{\mathbf{k}}^2 + (v_F q/2)^2)} \\ &= \frac{e^2 v_F^2 \Gamma_0^2}{\pi^2} \int_0^\infty dk k \frac{1}{(\gamma^2 + \xi_{\mathbf{k}}^2 + (v_F q/2)^2) (\gamma^2 + \xi_{\mathbf{k}}^2 + (v_F q/2)^2 + \sqrt{(\xi_{\mathbf{k}}^2 - (v_F q/2)^2)^2 + 2(\xi_{\mathbf{k}}^2 + (v_F q/2)^2)\gamma^2 + \gamma^4}}}. \end{aligned} \quad (\text{A24})$$

While the above expression is quite opaque, substantial simplifications can be made in two limits. The first limit is $\gamma^2 = \Gamma_0^2 + \Delta^2 \ll (v_F q)^2$, which corresponds to $z_0 \ll \ell_{\text{MF}}, \xi_T$ or a small sample-probe distance (but still much larger than the average electron separation scale \bar{a} so that $q/k_F \sim \bar{a}/z_0 \ll 1$). In this limit, the conductivity can be evaluated by setting $\gamma^2 = \Gamma_0^2 + \Delta^2 = 0$ in Eq. (A24) (we also set $\xi = v_F(k - k_F)$ and $k = k_F$ in the numerator):

$$\begin{aligned} \sigma^T(\mathbf{q}, \Omega \rightarrow 0) &\approx \frac{e^2 v_F k_F \Gamma_0^2}{\pi^2} \int_{-k_F v_F}^\infty d\xi \frac{1}{(\xi^2 + (v_F q/2)^2 + |\xi^2 - (v_F q/2)^2|) (\xi^2 + (v_F q/2)^2)} \\ &\approx \frac{e^2 v_F k_F \Gamma_0^2}{\pi^2} \int_{-\infty}^\infty d\xi \frac{1}{2 \max\{\xi^2, (v_F q/2)^2\} (\xi^2 + (v_F q/2)^2)} \\ &= \frac{e^2 v_F k_F \Gamma_0^2}{\pi^2} \left[\frac{1}{(v_F q/2)^2} \int_0^{v_F q/2} d\xi \frac{1}{\xi^2 + (v_F q/2)^2} + \int_{v_F q/2}^\infty d\xi \frac{1}{\xi^2 (\xi^2 + (v_F q/2)^2)} \right] \\ &= \frac{e^2 v_F k_F \Gamma_0^2}{\pi^2 (v_F q/2)^3}. \end{aligned} \quad (\text{A25})$$

Thus, we have analytically derived the $1/q^3$ scaling of $\sigma^T(\mathbf{q}, 0)$ that we expected from arguments in the main text. The other limit where we can evaluate expression (A24) is the large sample-probe distance scenario with $z_0 \gg \ell_{\text{MF}}$. In this case, we can neglect all q dependence in the denominator and we find that:

$$\begin{aligned} \sigma^T(\mathbf{q}, \Omega \rightarrow 0) &= \frac{e^2 v_F^2}{2\pi^3} \int_0^\infty dk k \frac{\Gamma_0^2}{(\Gamma_0^2 + \Delta^2 + \xi_{\mathbf{k}}^2)^2} \int_0^{2\pi} d\theta \sin^2 \theta \approx \frac{e^2 v_F k_F \Gamma_0^2}{2\pi^2} \int_{-\infty}^\infty d\xi \frac{1}{(\Gamma_0^2 + \Delta^2 + \xi^2)^2} \\ &= \frac{e^2 v_F k_F \Gamma_0^2}{4\pi (\Gamma_0^2 + \Delta^2)^{3/2}}. \end{aligned} \quad (\text{A26})$$

which is Eq. (24) in the main text.

A simple interpolating function $\tilde{\sigma}$ which captures both these limits may be guessed by looking at the expressions for $\sigma^T(\mathbf{q}, 0)$ in Eqs. (A25) and (A26):

$$\tilde{\sigma}(\mathbf{q}) = \frac{e^2 v_F k_F \Gamma_0^2}{4\pi} \frac{1}{\left[\Gamma_0^2 + \Delta^2 + \left(\frac{\pi}{4} \right)^{2/3} \left(\frac{v_F q}{2} \right)^2 \right]^{3/2}}. \quad (\text{A27})$$

In practice, $\tilde{\sigma}(q)$ approximates $\sigma^T(q, \Omega \rightarrow 0)$ remarkably well for a large range of parameter values (we checked this numerically). Since a naive substitution of $\sigma^T(q \sim 1/z_0)$ in Eq. (13) gives an unphysical result that the \mathcal{N}_T increases with increasing z_0 (a consequence of the integral being highly singular as $q \rightarrow 0$), we instead use $\tilde{\sigma}(q)$ to deduce the behavior of \mathcal{N}_T for small z_0 . We find that in the weak superconducting regime, $\mathcal{N}_T \sim \text{const.} - z_0 \ln(z_0 \sqrt{\Gamma_0^2 + \Delta^2}/v_F)$ for small $z_0 \ll \ell_{\text{MF}}, \xi_T$, justifying the distance dependence discussed in the main text.

2. d-wave superconductors

Let us now consider a d-wave superconductor, with $\Delta_{\mathbf{k}} = \Delta(T)(\cos k_x - \cos k_y)$. The quasiparticle dispersion then has nodal points along $k_x = \pm k_y$, and at each nodal point, the Fermi velocity $\mathbf{v}_F = \nabla_{\mathbf{k}} \xi_{\mathbf{k}}$ (or the normal to the Fermi surface) is perpendicular to the gap velocity $\mathbf{v}_{\Delta} = \nabla_{\mathbf{k}} \Delta_{\mathbf{k}}$. Therefore, at each node \mathbf{k}_0 , \mathbf{v}_F and \mathbf{v}_{Δ} form a local orthogonal basis, and we can write the quasiparticle energy as $E_{\mathbf{k}} = \sqrt{v_F^2 k_{\parallel}^2 + v_{\Delta}^2 k_{\perp}^2}$, where $\mathbf{k} - \mathbf{k}_0 = (k_{\parallel}, k_{\perp})$. To evaluate the conductivity, it is convenient to scale out the anisotropy of the Dirac cones by rescaling the momenta at each node, as was done in Ref. 40. Defining vectors $\tilde{\mathbf{k}} \equiv (v_F k_{\parallel}, v_{\Delta} k_{\perp})$ and $\tilde{\mathbf{q}} \equiv (v_F q_{\parallel}, v_{\Delta} q_{\perp})$, the integral measure around \mathbf{k}_0 is given by:

$$\int d^2 k \rightarrow \int dk_{\parallel} dk_{\perp} \rightarrow \int \frac{d^2 \tilde{k}}{v_F v_{\Delta}}. \quad (\text{A28})$$

We first consider the clean limit, given by Eq. (A14). Energy conservation takes a convenient form in the rescaled coordinates.

$$\Omega = E_- - E_+ = - \left[\mathbf{q} \cdot \mathbf{v}_F \left(\frac{\xi_{\mathbf{k}}}{E_{\mathbf{k}}} \right) + \mathbf{q} \cdot \mathbf{v}_{\Delta} \left(\frac{\Delta_{\mathbf{k}}}{E_{\mathbf{k}}} \right) \right] = -\tilde{q} \cos(\theta_{\tilde{\mathbf{q}}} - \theta_{\tilde{\mathbf{k}}}). \quad (\text{A29})$$

One might worry that rescaling momenta in this way results in added complications for the transverse component of velocity $v_{\alpha}(\hat{k})$. A nice simplification occurs in the angular integral by noting that $v_{\alpha}(\hat{k})$ is entirely set by the angle between \mathbf{q} and \mathbf{k}_0 at the node \mathbf{k}_0 . Since \mathbf{k}_0 rotates by $\pi/2$ as we cycle through the 4 nodes, for fixed \mathbf{q} the angle $\theta_{\mathbf{k}_0, \mathbf{q}}$ also increases by $\pi/2$ and therefore we have:

$$\sum_{\text{nodes}} v_T^2(\hat{k}) = 2v_F^2 (\sin^2 \theta_{\mathbf{k}_0, \mathbf{q}} + \cos^2 \theta_{\mathbf{k}_0, \mathbf{q}}) = 2v_F^2. \quad (\text{A30})$$

Therefore, after summing the contributions from all four nodes, the conductivity in the clean limit is given by (noting that $\tilde{k} = E_{\mathbf{k}}$ and $\tilde{q} = E_{\mathbf{q}}$):

$$\begin{aligned} \sigma^T(\mathbf{q}, \Omega) &= \frac{e^2 v_F}{\pi v_{\Delta}} \int_0^{\infty} d\tilde{k} \tilde{k} \frac{\beta e^{\beta \tilde{k}}}{(e^{\beta \tilde{k}} + 1)^2} \int_0^{2\pi} d\theta_{\tilde{k}} \delta(\Omega + \tilde{q} \cos(\theta_{\tilde{\mathbf{q}}} - \theta_{\tilde{\mathbf{k}}})) \\ &= \frac{2e^2 v_F}{\pi v_{\Delta}} \int_0^{\infty} d\tilde{k} \tilde{k} \frac{\beta e^{\beta \tilde{k}}}{(e^{\beta \tilde{k}} + 1)^2} \frac{\Theta(\tilde{q} - \Omega)}{\sqrt{\tilde{q}^2 - \Omega^2}} = \frac{2e^2 v_F \ln(2)}{\beta \pi v_{\Delta}} \frac{\Theta(\tilde{q} - \Omega)}{\sqrt{\tilde{q}^2 - \Omega^2}} \xrightarrow{\Omega \rightarrow 0} \frac{2e^2 v_F \ln(2)}{\beta \pi v_{\Delta} E_{\mathbf{q}}}. \end{aligned} \quad (\text{A31})$$

Therefore, the transverse noise in this limit is given by (approximating $\coth(x) = 1/x$ for small x):

$$\begin{aligned} \mathcal{N}_T(\Omega \rightarrow 0) &= \frac{2\mu_0^2 e^2 v_F \ln(2)}{2\pi \beta^2 v_{\Delta}} \int \frac{d^2 \tilde{q}}{(2\pi)^2 v_F v_{\Delta}} \frac{e^{-2|\mathbf{q}|z_0}}{\tilde{q}} \\ &= \frac{2\mu_0^2 e^2 T^2 \ln(2)}{(2\pi)^3 v_{\Delta}^2} \int_0^{2\pi} d\theta_{\tilde{q}} \int_0^{\infty} d\tilde{q} \exp \left[-2\tilde{q} z_0 \sqrt{\left(\frac{\sin \theta}{v_{\Delta}} \right)^2 + \left(\frac{\cos \theta}{v_F} \right)^2} \right] \\ &= \frac{2\mu_0^2 e^2 T^2 \ln(2)}{(2\pi)^3 z_0 v_{\Delta}} \left[K \left(1 - \frac{v_{\Delta}^2}{v_F^2} \right) + \frac{v_F}{v_{\Delta}} K \left(1 - \frac{v_F^2}{v_{\Delta}^2} \right) \right] \xrightarrow{v_{\Delta} \ll v_F} \frac{4\mu_0^2 e^2 T^2 \ln(2)}{(2\pi)^3 z_0 v_{\Delta}} \ln \left(\frac{4v_F}{v_{\Delta}} \right), \end{aligned} \quad (\text{A32})$$

where $K(x) = \int_0^{\pi/2} d\theta (1 - x \sin^2 \theta)^{-1/2}$ is the elliptic integral. Equations (A31) and (A32) correspond to Eqs. (26) and (27) in the main text.

In the dirty limit, we once again resort to Eq. (A18) to evaluate the transverse conductivity. Just like in the clean case, we can sum over the transverse velocity squared over all nodes:

$$\begin{aligned} \sigma^T(\mathbf{q}, \Omega \rightarrow 0) &\approx \frac{e^2 v_F^2 \Gamma_0^2}{\pi^3} \int_0^\infty \frac{d\tilde{k}}{v_F v_\Delta} \int_0^{2\pi} d\theta \frac{1}{(\Gamma_0^2 + \tilde{k}^2 + \tilde{q}^2/4)^2 - \tilde{k}^2 \tilde{q}^2 \cos^2(\theta)} \\ &= \frac{2e^2 v_F \Gamma_0^2}{v_\Delta \pi^2} \int_0^\infty d\tilde{k} \frac{\tilde{k}}{(\Gamma_0^2 + \tilde{k}^2 + \tilde{q}^2/4) \sqrt{(\Gamma_0^2 + \tilde{k}^2 + \tilde{q}^2/4)^2 - \tilde{k}^2 \tilde{q}^2}} \\ &= \frac{2e^2 v_F}{\pi^2 v_\Delta} \frac{\Gamma_0^2 \ln \left(1 + \frac{\tilde{q}(\tilde{q} + \sqrt{4\Gamma_0^2 + \tilde{q}^2})}{2\Gamma_0^2} \right)}{\tilde{q} \sqrt{4\Gamma_0^2 + \tilde{q}^2}} = \frac{e^2 v_F}{\pi^2 v_\Delta} \frac{4\Gamma_0^2 \sinh^{-1} \left(\frac{\tilde{q}}{2\Gamma_0} \right)}{\tilde{q} \sqrt{4\Gamma_0^2 + \tilde{q}^2}}. \end{aligned} \quad (\text{A33})$$

For $\tilde{q} = (q_\parallel^2 v_F^2 + q_\perp^2 v_\Delta^2)^{1/2} \rightarrow 0$ limit, we recover the Durst-Lee result of a constant universal conductivity $e^2 v_F / \pi^2 v_\Delta$, independent of the disorder strength⁴⁰. In the opposite limit for large \tilde{q}/Γ_0 , we have:

$$\sigma^T(\mathbf{q}, \Omega \rightarrow 0) \approx \frac{e^2 v_F}{\pi^2 v_\Delta} \frac{4 \ln(\tilde{q}/\Gamma_0)}{(\tilde{q}/\Gamma_0)^2}. \quad (\text{A34})$$

This $1/q^2$ scaling of conductivity leads to a sample-probe distance independent noise (up to logarithmic corrections) in the weak superconductor. To show this, we carry an approximate integral over momenta \mathbf{q} (using Eqs. (4) and (5) in the main text), with a lower cutoff on q set by $\Gamma_0/\sqrt{v_F^2 + v_\Delta^2}$:

$$\mathcal{N}_T(\Omega) \sim \Gamma_0^2 \text{Ei} \left(\frac{4\Gamma_0 z_0}{\sqrt{v_F^2 + v_\Delta^2}} \right), \quad (\text{A35})$$

where $\text{Ei}(x) = \int_x^\infty dt \frac{e^{-t}}{t}$. For small x , $\text{Ei}(x) \sim \ln(x)$, indicating that the transverse noise in the weak superconducting phase is independent of z_0 up to logarithmic corrections, as discussed in the main text.

3. Triplet superconductors

In this section, we turn to fill in a few missing details regarding the transverse conductivity calculation in triplet superconductors. We recall that the BCS Hamiltonian for a p-wave triplet superconductor³⁷ can be written in terms of the four-component BW spinor $\Psi_{\mathbf{k}} = (c_{\mathbf{k}}, i\sigma^y c_{-\mathbf{k}}^{\dagger})^T = (c_{\mathbf{k},\uparrow}, c_{\mathbf{k},\downarrow}, c_{-\mathbf{k},\downarrow}^{\dagger}, -c_{-\mathbf{k},\uparrow}^{\dagger})^T$ as:

$$H_{\text{BCS}} = \sum_{\mathbf{k} \in \frac{1}{2}\text{BZ}} \Psi_{\mathbf{k}}^{\dagger} h_{\mathbf{k}} \Psi_{\mathbf{k}}, \quad h_{\mathbf{k}} = \xi_{\mathbf{k}} \tau^z + (\Delta_{\mathbf{k}} \cdot \boldsymbol{\sigma}) \tau^+ + (\Delta_{\mathbf{k}}^* \cdot \boldsymbol{\sigma}) \tau^-. \quad (\text{A36})$$

Here $\tau^{\pm} = \frac{1}{2}(\tau^x \pm i\tau^y)$ act in the Nambu (particle-hole) space. $\Delta_{\mathbf{k}} = \Delta \mathbf{d}_{\mathbf{k}}$ represents the superconducting order parameter, with $\mathbf{d}_{\mathbf{k}}$ being appropriately normalized over the Fermi surface. Assuming unitary pairing with $\mathbf{d}_{\mathbf{k}} \parallel \mathbf{d}_{\mathbf{k}}^*$, the Matsubara Green's function is given by:

$$G(\mathbf{k}, i\omega_n) = (i\omega_n - \Sigma_{\mathbf{k}, i\omega_n} - h_{\mathbf{k}})^{-1} = \frac{i\omega_n - \Sigma_{\mathbf{k}, i\omega_n} + \xi_{\mathbf{k}} \tau^z + (\Delta_{\mathbf{k}} \cdot \boldsymbol{\sigma}) \tau^+ + (\Delta_{\mathbf{k}}^* \cdot \boldsymbol{\sigma}) \tau^-}{(i\omega_n - \Sigma_{\mathbf{k}, i\omega_n})^2 - E_{\mathbf{k}}^2}, \quad (\text{A37})$$

where $E_{\mathbf{k}} = \sqrt{\xi_{\mathbf{k}}^2 + \Delta^2 |\mathbf{d}_{\mathbf{k}}|^2}$. Likewise in the discussion above, we again assume an isotropic disorder-induced scattering rate of electrons at low-energy, i.e. $\Sigma_{\mathbf{k}, \omega} \equiv \Sigma(\mathbf{k}, i\omega_n \rightarrow \omega + i0^+) = -i\Gamma_0$. To evaluate the normal-fluid transverse conductivity $\sigma^T(\mathbf{q}, \Omega)$, we employ Eqs. (A9) and (A10).

In the clean limit, $\Gamma_0 \rightarrow 0$, $\Pi_{\alpha\beta}(\mathbf{q}, i\omega_n)$ is given by (dividing by a factor of 2 so that we can extend the summation over \mathbf{k} to the entire BZ):

$$\begin{aligned} \Pi_{\alpha\beta}(\mathbf{q}, i\Omega_n) &= \frac{e^2}{2\beta V} \sum_{\mathbf{k} \in \text{BZ}, i\omega_n} v_{\alpha} v_{\beta} \text{Tr}[G(\mathbf{k}_-, i\omega_n) G(\mathbf{k}_+, i\omega_n + i\Omega_n)] \\ &= \frac{e^2}{\beta V} \sum_{\mathbf{k}, i\omega_n} v_{\alpha} v_{\beta} \frac{2i\omega_n(i\omega_n + i\Omega_n) + 2\xi_{\mathbf{k}_+} \xi_{\mathbf{k}_-} + \Delta^2 (\mathbf{d}_{\mathbf{k}_-} \cdot \mathbf{d}_{\mathbf{k}_+}^* + \text{c.c.})}{[(i\omega_n)^2 - E_{\mathbf{k}_-}^2][(i\omega_n + i\Omega_n)^2 - E_{\mathbf{k}_+}^2]}. \end{aligned} \quad (\text{A38})$$

The key difference between a singlet and triplet superconductor is that the latter has a nontrivial spin structure of the pairing function, as exemplified by $(\mathbf{d}_{\mathbf{k}_-} \cdot \mathbf{d}_{\mathbf{k}_+}^* + \text{c.c.})$ in Eq. (A38). We consider two different kinds of p-wave pairings: $\mathbf{d}_{\mathbf{k}} = (k_x \hat{x} + k_y \hat{y})/k_F$ and $\mathbf{d}_{\mathbf{k}} = \hat{z}(k_x + ik_y)/k_F$. In both cases, we note that near the Fermi surface, where $k \approx k_F$ and $q \ll k_F$, we have:

$$\mathbf{d}_{\mathbf{k}_-} \cdot \mathbf{d}_{\mathbf{k}_+}^* + \text{c.c.} = \frac{2}{k_F^2} \left(\mathbf{k}^2 - \frac{\mathbf{q}^2}{4} \right) \approx 2. \quad (\text{A39})$$

Therefore, in both cases, we have:

$$\Pi_{\alpha\beta}(\mathbf{q}, i\Omega_n) = \frac{2e^2}{\beta V} \sum_{\mathbf{k}, i\omega_n} v_\alpha v_\beta \frac{i\omega_n(i\omega_n + i\Omega_n) + \xi_{\mathbf{k}_+} \xi_{\mathbf{k}_-} + \Delta^2}{[(i\omega_n)^2 - E_{\mathbf{k}_-}^2][(i\omega_n + i\Omega_n)^2 - E_{\mathbf{k}_+}^2]}. \quad (\text{A40})$$

Carrying out the Matsubara summation³⁶, we find that:

$$\begin{aligned} \Pi_{\alpha\beta}(\mathbf{q}, i\Omega_n) = \frac{e^2}{2V} \sum_{\mathbf{k}} v_\alpha v_\beta \left[\left(1 + \frac{\xi_+ \xi_- + \Delta^2}{E_+ E_-} \right) (n_F(E_+) - n_F(E_-)) \left(\frac{1}{i\Omega_n - E_- + E_+} - \frac{1}{i\Omega_n + E_- - E_+} \right) \right. \\ \left. + \left(1 - \frac{\xi_+ \xi_- + \Delta^2}{E_+ E_-} \right) (1 - n_F(E_-) - n_F(E_+)) \left(\frac{1}{i\Omega_n - E_- - E_+} - \frac{1}{i\Omega_n + E_- + E_+} \right) \right]. \quad (\text{A41}) \end{aligned}$$

Performing the analytic continuation to the real axis $i\Omega_n \rightarrow \Omega + i0^+$ and taking the imaginary part of $\Pi_{\alpha\beta}$, we find that the expression for the real part of the conductivity tensor reduces to that of a fully-gapped isotropic s-wave superconductor, which has already been computed above, cf. Eq. (A12).

A similar conclusion also holds for the case with a finite disorder $\Gamma_0 \neq 0$, where the alternate representation (A10) is more convenient to evaluate the resulting Matsubara sums.

Appendix B: Computation details for the spin-spin correlation function

In this section, we provide detailed derivation of the magnetic noise for singlet and triplet superconductors. We begin by recalling the definition of the noise tensor:

$$\mathcal{N}_{ab}(\Omega) = \frac{1}{2} \int_{-\infty}^{\infty} dt e^{i\Omega t} \langle \{B_a(\mathbf{r}_0, t), B_b(\mathbf{r}_0, 0)\} \rangle, \quad (\text{B1})$$

where $B_a(\mathbf{r}_0, t)$ is the local, mediated by spin fluctuations in the sample, magnetic field at the location of the qubit. For concreteness, we further assume that the qubit quantization axis $\hat{\mathbf{n}}_q \parallel \hat{z}$; generalization to an arbitrary direction of $\hat{\mathbf{n}}_q$ is straightforward. The qubit depolarization rate is then set by $\mathcal{N}_{-+}(\Omega)$, which is related to spin correlations in the sample as^{29,31}:

$$\mathcal{N}_{\text{spin}}(\Omega) \xrightarrow{\hat{\mathbf{n}}_q = \hat{z}} \mathcal{N}_{-+}(\Omega) = \frac{(\mu_0 \mu_B)^2}{16\pi a^2} \coth\left(\frac{\beta\Omega}{2}\right) \int_0^\infty dq q^3 e^{-2qz_0} \left[\frac{1}{4} (C''_{-+}(q, \Omega) + C''_{+-}(q, \Omega)) + C''_{zz}(q, \Omega) \right], \quad (\text{B2})$$

where $C''_{\alpha\beta}(\mathbf{q}, \Omega) \equiv -\text{Im}[C_{\alpha\beta}(\mathbf{q}, \Omega)]$, the latter being the equilibrium retarded spin-spin correlation functions at temperature T :

$$\mathcal{C}_{\alpha\beta}(\mathbf{q}, \Omega) = -\frac{i}{V} \int_0^\infty dt e^{i\Omega t} \int d^2\mathbf{r} e^{-i\mathbf{q}\cdot\mathbf{r}} \langle [\sigma^\alpha(\mathbf{r}, t), \sigma^\beta(0, 0)] \rangle_T, \quad (\text{B3})$$

where σ^α are the Pauli matrices (we have assumed $S = 1/2$). The retarded spin-spin correlation function can be obtained by analytic continuation of the corresponding Matsubara correlation function:

$$\mathcal{C}_{\alpha\beta}(\mathbf{q}, i\Omega_n) \xrightarrow{i\Omega_n \rightarrow \Omega + i0^+} \mathcal{C}_{\alpha\beta}(\mathbf{q}, \Omega). \quad (\text{B4})$$

Therefore, the task at hand is to compute $\mathcal{C}_{\alpha\beta}(\mathbf{q}, i\Omega_n)$ for microscopic models of singlet and triplet superconductors.

1. Singlet superconductors

For singlet superconductors, $\text{SO}(3)$ spin-rotational symmetry implies that $\mathcal{C}_{\alpha\beta}(\mathbf{q}, i\Omega_n) = \delta_{\alpha\beta} \mathcal{C}(\mathbf{q}, i\Omega_n)$. Therefore, it is sufficient to calculate $\mathcal{C}_{zz}(\mathbf{q}, i\Omega_n)$, which is given in terms of the Nambu spinors, cf. Appendix A, as:

$$\sigma^z(\mathbf{q}, i\omega_n) = \sum_{\mathbf{k}, \sigma=\pm} \sigma c_{\mathbf{k}-\mathbf{q}/2, \sigma}^\dagger c_{\mathbf{k}+\mathbf{q}/2, \sigma} = \sum_{\mathbf{k}} \Psi_{\mathbf{k}-\mathbf{q}/2}^\dagger \Psi_{\mathbf{k}+\mathbf{q}/2}. \quad (\text{B5})$$

Using the Matsubara Green's function $G(\mathbf{k}, i\omega_n)$ for s-wave superconductors defined in Eq. (A4), the spin-spin correlator can be expressed as:

$$\begin{aligned} \mathcal{C}(\mathbf{q}, i\Omega_n) &= \mathcal{C}_{zz}(\mathbf{q}, i\Omega_n) = \frac{a^2}{\beta V} \sum_{\mathbf{k}, i\omega_n} \text{Tr}[G(\mathbf{k}_-, i\omega_n) G(\mathbf{k}_+, i\omega_n + i\Omega_n)] \\ \Rightarrow \frac{\mathcal{C}''(\mathbf{q}, \Omega)}{\Omega} &= \frac{\pi a^2}{V} \sum_{\mathbf{k}} \int d\omega \text{Tr}[A(\mathbf{k}_-, \omega) A(\mathbf{k}_+, \omega + \Omega)] \left(-\frac{\partial n_F}{\partial \omega} \right). \end{aligned} \quad (\text{B6})$$

Using $\mathcal{C}_{+-} + \mathcal{C}_{-+} = 2(\mathcal{C}_{xx} + \mathcal{C}_{yy}) = 2\mathcal{C}$ in Eq. (B2), we find that the spin noise is given by:

$$\begin{aligned} \mathcal{N}_{\text{spin}}(\Omega) &= \frac{(\mu_0 \mu_B)^2}{16\pi a^2} \coth\left(\frac{\beta\Omega}{2}\right) \int_0^\infty dq q^3 e^{-2qz_0} [2\mathcal{C}''(q, \Omega)] \\ &\xrightarrow{\beta\Omega \ll 1} \frac{(\mu_0 \mu_B)^2}{4\pi \beta a^2} \int_0^\infty dq q^3 e^{-2qz_0} \left[\frac{\mathcal{C}''(q, \Omega)}{\Omega} \right] \\ &= \frac{(\mu_0 \mu_B)^2}{4\beta} \int_0^\infty dq q^3 e^{-2qz_0} \int \frac{d^2 k}{(2\pi)^2} \int d\omega \text{Tr}[A(\mathbf{k}_-, \omega) A(\mathbf{k}_+, \omega + \Omega)] \left(-\frac{\partial n_F}{\partial \omega} \right). \end{aligned} \quad (\text{B7})$$

We recall that in the weak superconducting regime, the noise due to transverse current fluctuations is given by:

$$\mathcal{N}_{\text{T}}(\Omega) = \frac{\mu_0^2 e^2}{4\beta} \int_0^\infty dq q e^{-2qz_0} \int \frac{d^2 k}{(2\pi)^2} v_{\text{T}}^2 \int d\omega \text{Tr}[A(\mathbf{k}_-, \omega) A(\mathbf{k}_+, \omega + \Omega)] \left(-\frac{\partial n_F}{\partial \omega} \right). \quad (\text{B8})$$

We note that if we approximate $v_{\text{T}} \approx v_F$ in Eq. (B8), then barring constant factors, the \mathbf{k} and ω integrals in Eqs. (B7) and (B8) start to look identical, while the q integral sets the momentum scale to be $\sim 1/z_0$. Therefore, distance and temperature scalings of the spin noise for singlet superconductors can be inferred directly from \mathcal{N}_{T} discussed earlier, at least in the clean limit (where one is not worried about the disorder ladder diagrams contributing to the spin noise). In particular, the temperature dependence of the spin noise in singlets is identical to \mathcal{N}_{T} , while the distance scaling can be obtained by multiplying $\mathcal{N}_{\text{T}}(z_0)$ by a factor of $1/z_0^2$. To compare the magnitudes of the noises from spin and transverse current fluctuations, we scale all momenta by z_0 so that the momentum integrals become dimensionless. Approximating $v_{\text{T}} \approx v_F$ and $m_e \approx$ effective electron mass m , we find:

$$\frac{\mathcal{N}_{\text{spin}}}{\mathcal{N}_{\text{T}}} \simeq \left(\frac{\mu_B}{e v_F z_0} \right)^2 = \left(\frac{\hbar}{2m_e v_F z_0} \right)^2 \approx \left(\frac{1}{2k_F z_0} \right)^2. \quad (\text{B9})$$

In the regime of strong superconductivity, as a consequence of the noise suppression by the superflow, cf. Eqs. (13) and (14), \mathcal{N}_{T} contains an additional factor of $1/(\mu_0 z_0 \Lambda)^2$ compared to the case of weak superconductors. Therefore, in this regime, the ratio is given by:

$$\frac{\mathcal{N}_{\text{spin}}}{\mathcal{N}_{\text{T}}} \simeq \left(\frac{\mu_0 \mu_B \Lambda}{e v_F} \right)^2. \quad (\text{B10})$$

While $\mathcal{N}_{\text{spin}}$ and \mathcal{N}_{T} carry the same distance dependence in this regime, the overall dimensionless ratio is still quite small (see the main text for estimates).

2. Triplet superconductors

For triplet superconductors, the spin-spin correlation function is anisotropic and depends on the orientation of $\Delta_{\mathbf{k}}$ that transforms as a vector under $\text{SO}(3)$ spin rotations. In the clean limit, the correlator $\mathcal{C}_{\alpha\beta}(\mathbf{q}, \Omega)$ can be computed

using the Green's function from Eq. (A37):

$$\begin{aligned} \mathcal{C}_{\alpha\beta}(\mathbf{q}, i\Omega_n) &= \frac{1}{2\beta V} \sum_{\mathbf{k} \in BZ, i\omega_n} \text{Tr}[\sigma^\alpha G(\mathbf{k}_-, i\omega_n) \sigma^\beta G(\mathbf{k}_+, i\omega_n + i\Omega_n)] \\ &= \frac{1}{\beta V} \sum_{\mathbf{k}, i\omega_n} \left\{ \frac{\left[2i\omega_n(i\omega_n + i\Omega_n) + 2\xi_{\mathbf{k}_+}\xi_{\mathbf{k}_-} + \Delta^2(\mathbf{d}_{\mathbf{k}_-} \cdot \mathbf{d}_{\mathbf{k}_+}^* + \text{c.c.}) \right] \delta_{\alpha\beta}}{[(i\omega_n)^2 - E_{\mathbf{k}_-}^2][(i\omega_n + i\Omega_n)^2 - E_{\mathbf{k}_+}^2]} \right. \\ &\quad \left. + \frac{\Delta^2[(d_{\mathbf{k}_-}^\alpha (d_{\mathbf{k}_+}^\beta)^* + d_{\mathbf{k}_+}^\alpha (d_{\mathbf{k}_-}^\beta)^* + \text{c.c.}) - 2\delta_{\alpha\beta}(\mathbf{d}_{\mathbf{k}_-} \cdot \mathbf{d}_{\mathbf{k}_+}^* + \text{c.c.})]}{[(i\omega_n)^2 - E_{\mathbf{k}_-}^2][(i\omega_n + i\Omega_n)^2 - E_{\mathbf{k}_+}^2]} \right\}, \end{aligned} \quad (\text{B11})$$

where we have used the Pauli matrix identity: $\text{Tr}[\sigma^a \sigma^b \sigma^c \sigma^d] = 2(\delta_{ab}\delta_{cd} - \delta_{ac}\delta_{bd} + \delta_{ad}\delta_{bc})$. The first term in Eq. (B11) is analogous to the contribution from a singlet superconductor, while the second term is special to a triplet superconductor — its real part to be interpreted as the polarizability of the condensate. Using $\mathbf{d}_{\mathbf{k}_-} \cdot \mathbf{d}_{\mathbf{k}_+}^* + \text{c.c.} \approx 2$ for both kinds of triplet pairing we consider (see Eq. (A39)), we can further simplify the expression in Eq. (B11) to:

$$\mathcal{C}_{\alpha\beta}(\mathbf{q}, i\Omega_n) = \frac{1}{\beta V} \sum_{\mathbf{k}, i\omega_n} \frac{[2i\omega_n(i\omega_n + i\Omega_n) + 2\xi_{\mathbf{k}_+}\xi_{\mathbf{k}_-} + 2\Delta^2] \delta_{\alpha\beta} + \Delta^2[d_{\mathbf{k}_-}^\alpha (d_{\mathbf{k}_+}^\beta)^* + d_{\mathbf{k}_+}^\alpha (d_{\mathbf{k}_-}^\beta)^* + \text{c.c.} - 4\delta_{\alpha\beta}]}{[(i\omega_n)^2 - E_{\mathbf{k}_-}^2][(i\omega_n + i\Omega_n)^2 - E_{\mathbf{k}_+}^2]}. \quad (\text{B12})$$

BW case: We first consider the BW pairing wave function with $\mathbf{d}_{\mathbf{k}} = (k_x \hat{x} + k_y \hat{y})/k_F$ and quasiparticle energy $E_{\mathbf{k}} = \sqrt{\xi_{\mathbf{k}}^2 + \Delta^2}$. In this case, we have $d_{\mathbf{k}_-}^\alpha (d_{\mathbf{k}_+}^\beta)^* + \text{c.c.} \approx 2\hat{k}_\alpha \hat{k}_\beta \approx d_{\mathbf{k}_+}^\alpha (d_{\mathbf{k}_-}^\beta)^* + \text{c.c.}$, for $k \approx k_F$ and $q \ll k_F$. Here $\alpha, \beta = x, y$ (otherwise, we will get zero if either of α or β is equal to z). From this, we compute the imaginary part of the retarded spin-spin correlation function, obtained from Eq. (B12) by analytic continuation $i\Omega_n \rightarrow \Omega + i0^+$:

$$\begin{aligned} \mathcal{C}_{\alpha\beta}''(\mathbf{q}, \Omega) &= \frac{\pi}{2} \int \frac{d^2 k}{(2\pi)^2} \left\{ \left[\left(1 + \frac{\xi_+ \xi_- + \Delta^2}{E_+ E_-} \right) \delta_{\alpha\beta} + \frac{2\Delta^2(\hat{k}_\alpha \hat{k}_\beta - \delta_{\alpha\beta})}{E_+ E_-} \right] [n_F(E_+) - n_F(E_-)] \right. \\ &\quad \times (\delta(\Omega - E_- + E_+) - \delta(\Omega + E_- - E_+)) + \left[\left(1 - \frac{\xi_+ \xi_- + \Delta^2}{E_+ E_-} \right) \delta_{\alpha\beta} - \frac{2\Delta^2(\hat{k}_\alpha \hat{k}_\beta - \delta_{\alpha\beta})}{E_+ E_-} \right] \\ &\quad \left. \times [1 - n_F(E_+) - n_F(E_-)] [\delta(\Omega - E_- - E_+) - \delta(\Omega + E_- + E_+)] \right\}. \end{aligned} \quad (\text{B13})$$

To evaluate the angular integral, it is convenient to choose an orthogonal set of in-plane directions with $\alpha = \beta = \hat{q}$ (we will call this correlator \mathcal{C}_q) and with $\alpha = \beta = \hat{z} \times \hat{q}$ (we will call this correlator \mathcal{C}_t). Since we only need $\mathcal{C}_q'' + \mathcal{C}_t''$ to evaluate $\mathcal{N}_{\text{spin}}$ (this is because we chose $\hat{\mathbf{n}}_q = \hat{z}$), we find that:

$$\begin{aligned} \mathcal{C}_q''(\mathbf{q}, \Omega) + \mathcal{C}_t''(\mathbf{q}, \Omega) &= \pi \int \frac{d^2 k}{(2\pi)^2} \left(1 + \frac{\xi_+ \xi_-}{E_+ E_-} \right) (n_F(E_+) - n_F(E_-)) (\delta(\Omega - E_- + E_+) - \delta(\Omega + E_- - E_+)) \\ &\quad + \left(1 - \frac{\xi_+ \xi_-}{E_+ E_-} \right) (1 - n_F(E_+) - n_F(E_-)) (\delta(\Omega - E_- - E_+) - \delta(\Omega + E_- + E_+)). \end{aligned} \quad (\text{B14})$$

We now specialize on positive frequencies $\Omega > 0$, so that the last delta function $\delta(\Omega + E_- + E_+)$ does not contribute. The delta function $\delta(\Omega - E_- - E_+)$ only contributes when $\Omega \geq 2\Delta$, i.e., when the probe frequency is larger than twice the quasiparticle gap. Therefore this term can be neglected in the limit $\Omega \rightarrow 0$ (we remark that even though there is an inverse square-root singularity at $\Omega = 2\Delta$, this regime is not expected to show up in experiments since Ω is typically much smaller than all other energy scales). Further, using the inversion symmetry and neglecting terms of $O(q^2)$ in the numerator, we can reduce the integral to a form similar to what we have already calculated for the

transverse conductivity:

$$\begin{aligned}
\frac{\mathcal{C}_q''(\mathbf{q}, \Omega) + \mathcal{C}_t''(\mathbf{q}, \Omega)}{\Omega} &= \frac{1}{2\pi} \int_0^\infty dk k \left(1 + \frac{\xi_{\mathbf{k}}^2}{E_{\mathbf{k}}^2}\right) \frac{n_F(E_{\mathbf{k}}) - n_F(E_{\mathbf{k}} + \Omega)}{\Omega} \int_0^{2\pi} d\theta \delta\left(\Omega + \frac{qv_F \xi_{\mathbf{k}}}{E_{\mathbf{k}}} \cos \theta\right) \\
&\approx \frac{\beta k_F}{\pi q v_F} \int_0^\infty dk \left(1 + \frac{\xi_{\mathbf{k}}^2}{E_{\mathbf{k}}^2}\right) \frac{E_{\mathbf{k}}}{4|\xi_{\mathbf{k}}| \cosh^2(\beta E_{\mathbf{k}}/2)} \frac{1}{\sqrt{1 - \left(\frac{\Omega E_{\mathbf{k}}}{qv_F |\xi_{\mathbf{k}}|}\right)^2}} \Theta\left(\frac{|\xi_{\mathbf{k}}| v_F q}{E_{\mathbf{k}}} - \Omega\right) \\
&\approx \frac{\beta k_F}{\pi q v_F^2} \Theta(1 - \alpha) \int_{|\xi| \geq \frac{\Delta \alpha}{\sqrt{1 - \alpha^2}}} d\xi \frac{2\xi^2 + \Delta^2}{\xi^2 + \Delta^2} \frac{\sqrt{\xi^2 + \Delta^2}}{4|\xi| \cosh^2(\beta \sqrt{\xi^2 + \Delta^2}/2)} \frac{1}{\sqrt{1 - \alpha^2(\xi^2 + \Delta^2)/\xi^2}} \\
&= \frac{\beta k_F}{\pi \xi_T q v_F} \Theta(1 - \alpha) \int_{|y| \geq \frac{\alpha}{\sqrt{1 - \alpha^2}}} dy \frac{2y^2 + 1}{|y| \sqrt{(1 + y^2)(1 - \alpha^2(1 + y^{-2}))}} \frac{1}{4 \cosh^2(\beta \Delta \sqrt{1 + y^2}/2)},
\end{aligned} \tag{B15}$$

where we have defined $y = \xi/\Delta = (k - k_F)\xi_T$. We note that there is a weak logarithmic singularity in the correlation function as $\alpha = \Omega/(qv_F) \rightarrow 0$; it scales as $1/q$ (up to non-essential logarithms) and decays exponentially on decreasing T . Thus, the essential aspects of the behavior of $(\mathcal{C}_q'' + \mathcal{C}_t'')/\Omega$ are similar to the transverse normal conductivity of clean s-wave superconductors. Next, we consider $\mathcal{C}_{zz}(\mathbf{q}, \Omega)$:

$$\begin{aligned}
\frac{\mathcal{C}_{zz}''(\mathbf{q}, \Omega)}{\Omega} &= \frac{1}{4\pi} \int_0^\infty dk k \left(1 + \frac{\xi_{\mathbf{k}}^2 - \Delta^2}{E_{\mathbf{k}}^2}\right) \frac{n_F(E_{\mathbf{k}}) - n_F(E_{\mathbf{k}} + \Omega)}{\Omega} \int_0^{2\pi} d\theta \delta\left(\Omega + \frac{qv_F \xi_{\mathbf{k}}}{E_{\mathbf{k}}} \cos \theta\right) \\
&\approx \frac{\beta k_F}{\pi q v_F^2} \Theta(1 - \alpha) \int_{|\xi| \geq \frac{\Delta \alpha}{\sqrt{1 - \alpha^2}}} d\xi \frac{|\xi|}{\sqrt{\xi^2 + \Delta^2}} \frac{1}{4 \cosh^2(\beta \sqrt{\xi^2 + \Delta^2}/2)} \frac{1}{\sqrt{1 - \alpha^2(\xi^2 + \Delta^2)/\xi^2}} \\
&= \frac{\beta k_F}{\pi \xi_T q v_F} \Theta(1 - \alpha) \int_{|y| \geq \frac{\alpha}{\sqrt{1 - \alpha^2}}} dy \frac{|y|}{\sqrt{(1 + y^2)(1 - \alpha^2(1 + y^{-2}))}} \frac{1}{4 \cosh^2(\beta \Delta \sqrt{1 + y^2}/2)}.
\end{aligned} \tag{B16}$$

The \mathcal{C}_{zz} correlator still scales as $1/q$ and decreases exponentially upon decreasing T , but there is no logarithmic singularity as $\alpha \rightarrow 0$. Thus, the spin noise will be highly anisotropic at low frequencies. Combining the results for the in-plane and out-of-plane spin correlators, cf. Eq. (B2), one can deduce the spin noise for the BW triplet superconductor.

ABM case: Next, we consider the ABM pairing wave function with $\mathbf{d}_{\mathbf{k}} = \hat{z}(k_x + ik_y)/k_F$ and quasiparticle energy $E_{\mathbf{k}} = \sqrt{\xi_{\mathbf{k}}^2 + \Delta^2}$. For this pairing function, we have $d_{\mathbf{k}-}^\alpha (d_{\mathbf{k}+}^\beta)^* + \text{c.c.} \approx 2 \approx d_{\mathbf{k}+}^\alpha (d_{\mathbf{k}-}^\beta)^* + \text{c.c.}$, for $k \approx k_F$ and $q \ll k_F$. Here $\alpha = \beta = z$, and we get zero otherwise. Following the same steps as above, we arrive at:

$$\begin{aligned}
\mathcal{C}_{\alpha\beta}''(\mathbf{q}, \Omega) &= \frac{\pi}{2} \int \frac{d^2 k}{(2\pi)^2} \left\{ \left[\left(1 + \frac{\xi_+ \xi_- + \Delta^2}{E_+ E_-}\right) \delta_{\alpha\beta} + \frac{2\Delta^2}{E_+ E_-} (\delta_{\alpha,z} \delta_{\beta,z} - \delta_{\alpha\beta}) \right] (n_F(E_+) - n_F(E_-)) \right. \\
&\quad \times (\delta(\Omega - E_- + E_+) - \delta(\Omega + E_- - E_+)) + \left[\left(1 - \frac{\xi_+ \xi_- + \Delta^2}{E_+ E_-}\right) \delta_{\alpha\beta} - \frac{2\Delta^2}{E_+ E_-} (\delta_{\alpha,z} \delta_{\beta,z} - \delta_{\alpha\beta}) \right] \\
&\quad \left. \times (1 - n_F(E_+) - n_F(E_-)) (\delta(\Omega - E_- - E_+) - \delta(\Omega + E_- + E_+)) \right\}.
\end{aligned} \tag{B17}$$

For $\alpha = \beta = x$ or y , neglecting terms of $O(q^2)$ and assuming $\Omega < 2\Delta$, we find that:

$$\begin{aligned}
\frac{\mathcal{C}_{xx}''(\mathbf{q}, \Omega)}{\Omega} &= \frac{\mathcal{C}_{yy}''(\mathbf{q}, \Omega)}{\Omega} = \frac{1}{4\pi} \int_0^\infty dk k \left(1 + \frac{\xi_{\mathbf{k}}^2 - \Delta^2}{E_{\mathbf{k}}^2}\right) \frac{n_F(E_{\mathbf{k}}) - n_F(E_{\mathbf{k}} + \Omega)}{\Omega} \int_0^{2\pi} d\theta \delta\left(\Omega + \frac{qv_F \xi_{\mathbf{k}}}{E_{\mathbf{k}}} \cos \theta\right) \\
&= \frac{\beta k_F}{\pi \xi_T q v_F} \Theta(1 - \alpha) \int_{|y| \geq \frac{\alpha}{\sqrt{1 - \alpha^2}}} dy \frac{|y|}{\sqrt{(1 + y^2)[1 - \alpha^2(1 + y^{-2})]}} \frac{1}{4 \cosh^2(\beta \Delta \sqrt{1 + y^2}/2)},
\end{aligned} \tag{B18}$$

which is exactly identical to the expression for $\mathcal{C}_{zz}''(\mathbf{q}, \Omega)/\Omega$ for the BW pairing, cf. Eq. (B16), and, thus, shares all

its features. Finally, for $\alpha = \beta = z$, we obtain:

$$\begin{aligned}
\frac{C''_{zz}(\mathbf{q}, \Omega)}{\Omega} &= \frac{1}{4\pi} \int_0^\infty dk k \left(1 + \frac{\xi_{\mathbf{k}}^2 + \Delta^2}{E_{\mathbf{k}}^2} \right) \frac{n_F(E_{\mathbf{k}}) - n_F(E_{\mathbf{k}} + \Omega)}{\Omega} \int_0^{2\pi} d\theta \delta \left(\Omega + \frac{qv_F \xi_{\mathbf{k}}}{E_{\mathbf{k}}} \cos \theta \right) \\
&= \frac{1}{2\pi} \int_0^\infty dk k \frac{n_F(E_{\mathbf{k}}) - n_F(E_{\mathbf{k}} + \Omega)}{\Omega} \int_0^{2\pi} d\theta \delta \left(\Omega + \frac{qv_F \xi_{\mathbf{k}}}{E_{\mathbf{k}}} \cos \theta \right) \\
&= \frac{\beta k_F}{\pi \xi_T q v_F} \Theta(1 - \alpha) \int_{|y| \geq \frac{\alpha}{\sqrt{1-\alpha^2}}} dy \frac{\sqrt{(1+y^2)}}{|y| \sqrt{1-\alpha^2(1+y^2)}} \frac{1}{4 \cosh^2(\beta \Delta \sqrt{1+y^2}/2)}. \tag{B19}
\end{aligned}$$

The same expression holds for singlet superconductors, which we discussed in the previous subsection. In order to get the full spin noise $\mathcal{N}_{\text{spin}}$, one needs to sum all the contributions in accordance with Eq. (B2). Although the spin noise shares a lot in common with the transverse current noise, $\mathcal{N}_{\text{spin}}$ turns out to be suppressed for both kinds of triplet pairings we consider (for further discussion, we refer to the main text).

Appendix C: Longitudinal collective modes in bilayers

1. Collective modes

In this appendix, we provide computational details of the longitudinal collective modes in bilayer superconductors and discuss their implications for noise. We decompose vectors as $\mathbf{A}(\mathbf{q}, z) = A_{\parallel} \hat{\mathbf{q}} + A_{\perp} \hat{\mathbf{q}} \times \hat{\mathbf{z}} + A_z \hat{\mathbf{z}}$. Since longitudinal modes couple with p-polarized waves, it allows us to set $A_{\perp} = 0$ (we note that $\mathbf{E} = -\partial_t \mathbf{A}$ lies in the plane perpendicular to $\hat{\mathbf{z}} \times \hat{\mathbf{q}}$). Therefore, the solutions (evanescent waves) to Maxwell's equations are given by:

$$A_{\parallel}(\mathbf{q}, z; \omega) = \begin{cases} \mathcal{A}_{1,\parallel} e^{-\varkappa(z-l/2)}, & \frac{l}{2} < z \\ \alpha e^{-\varkappa_l z} + \beta e^{\varkappa_l z}, & -\frac{l}{2} < z < \frac{l}{2} \\ \mathcal{A}_{2,\parallel} e^{\varkappa(z+l/2)}, & z < -\frac{l}{2} \end{cases}, \tag{C1}$$

where $\varkappa = \sqrt{q^2 - \epsilon \omega^2 / c^2}$ and $\varkappa_l = \sqrt{q^2 - \epsilon_l \omega^2 / c^2}$. $\mathcal{A}_{1,\parallel}(\mathbf{q}, \omega)$ and $\mathcal{A}_{2,\parallel}(\mathbf{q}, \omega)$ are the longitudinal components of the in-plane vector potentials. At this stage, $\alpha(\mathbf{q}, \omega)$ and $\beta(\mathbf{q}, \omega)$ are yet unknown coefficients. Since there is no free charge density outside of the two layers, we have:

$$\nabla \cdot \mathbf{A} = iq A_{\parallel} + \partial_z A_z = \frac{1}{i\omega} \nabla \cdot \mathbf{E} = 0, \quad z \neq \pm l/2. \tag{C2}$$

Using this and the Maxwell equation relating \mathbf{A} to the interlayer current density J_z , we obtain:

$$A_z = \begin{cases} \frac{iq}{\varkappa} \mathcal{A}_{1,\parallel} e^{-\varkappa(z-l/2)}, & \frac{l}{2} < z \\ \frac{iq}{\varkappa_l} (\alpha e^{-\varkappa_l z} - \beta e^{\varkappa_l z}) + \frac{\mu_0}{\varkappa_l^2} J_z, & -\frac{l}{2} < z < \frac{l}{2} \\ -\frac{iq}{\varkappa} \mathcal{A}_{2,\parallel} e^{\varkappa(z+l/2)}, & z < -\frac{l}{2} \end{cases}. \tag{C3}$$

Next, we use the continuity of the tangential component of the vector potential at the two-boundaries to relate the coefficients α and β to $\mathcal{A}_{1,\parallel}$ and $\mathcal{A}_{2,\parallel}$:

$$\alpha = \frac{\mathcal{A}_{2,\parallel} e^{\varkappa_l l/2} - \mathcal{A}_{1,\parallel} e^{-\varkappa_l l/2}}{e^{\varkappa_l l} - e^{-\varkappa_l l}}, \quad \beta = \frac{\mathcal{A}_{1,\parallel} e^{\varkappa_l l/2} - \mathcal{A}_{2,\parallel} e^{-\varkappa_l l/2}}{e^{\varkappa_l l} - e^{-\varkappa_l l}}. \tag{C4}$$

From this result, we can relate ϑ to the in-plane vector potentials and the interlayer current density:

$$\vartheta = \frac{2\pi}{\Phi_0} \int_{-l/2}^{l/2} dz A_z = \frac{2\pi \mu_0 l}{\Phi_0 \varkappa_l^2} J_z + \frac{2\pi i q}{\Phi_0 \varkappa_l^2} (\mathcal{A}_{2,\parallel} - \mathcal{A}_{1,\parallel}). \tag{C5}$$

Finally, we use the integral forms of Maxwell's equations across the two layers to relate the two-dimensional charge and current densities to the in-plane vector potentials and the interlayer current density:

$$\rho_1 = \epsilon_0 \omega q \left[\frac{\epsilon_l}{\kappa_l} \frac{\mathcal{A}_{2,\parallel} - \mathcal{A}_{1,\parallel} \cosh \kappa_l l}{\sinh \kappa_l l} - \frac{\epsilon}{\kappa} \mathcal{A}_{1,\parallel} \right] - \frac{i \omega \epsilon_l}{c^2 \kappa_l^2} J_z, \quad (\text{C6})$$

$$\rho_2 = \epsilon_0 \omega q \left[\frac{\epsilon_l}{\kappa_l} \frac{\mathcal{A}_{1,\parallel} - \mathcal{A}_{2,\parallel} \cosh \kappa_l l}{\sinh \kappa_l l} - \frac{\epsilon}{\kappa} \mathcal{A}_{2,\parallel} \right] + \frac{i \omega \epsilon_l}{c^2 \kappa_l^2} J_z, \quad (\text{C7})$$

$$j_{1,L} = \epsilon_0 \omega^2 \left[\frac{\epsilon_l}{\kappa_l} \frac{\mathcal{A}_{2,\parallel} - \mathcal{A}_{1,\parallel} \cosh \kappa_l l}{\sinh \kappa_l l} - \frac{\epsilon}{\kappa} \mathcal{A}_{1,\parallel} \right] - \frac{i q}{\kappa_l^2} J_z, \quad (\text{C8})$$

$$j_{2,L} = \epsilon_0 \omega^2 \left[\frac{\epsilon_l}{\kappa_l} \frac{\mathcal{A}_{1,\parallel} - \mathcal{A}_{2,\parallel} \cosh \kappa_l l}{\sinh \kappa_l l} - \frac{\epsilon}{\kappa} \mathcal{A}_{2,\parallel} \right] + \frac{i q}{\kappa_l^2} J_z. \quad (\text{C9})$$

These results are consistent with the continuity equations (57) and (58). Using the above equations on 10 variables $\{\rho_i, j_{i,L}, \mathcal{A}_{i,\parallel}, \theta_i, \vartheta, J_z\}$, one may compute the spectrum of the longitudinal collective modes, as we discuss below.

a. Symmetric mode

We consider the symmetric combinations: $\theta_s = \theta_1 + \theta_2$, $\rho_s = \rho_1 + \rho_2$, $j_s = j_{1,\parallel} + j_{2,\parallel}$, $\mathcal{A}_s = \mathcal{A}_{1,\parallel} + \mathcal{A}_{2,\parallel}$. We then obtain a closed set of equations solely on these new symmetric variables:

$$\begin{aligned} \rho_s &= \epsilon_0 \omega q \left[\frac{\epsilon_l}{\kappa_l} \frac{1 - \cosh \kappa_l l}{\sinh \kappa_l l} - \frac{\epsilon}{\kappa} \right] \mathcal{A}_s, & j_s &= \epsilon_0 \omega^2 \left[\frac{\epsilon_l}{\kappa_l} \frac{1 - \cosh \kappa_l l}{\sinh \kappa_l l} - \frac{\epsilon}{\kappa} \right] \mathcal{A}_s, \\ -i \omega \theta_s + \frac{e^*}{\chi} \rho_s &= -\Gamma E_0 \left(q^2 \theta_s + \frac{2\pi i}{\Phi_0} q \mathcal{A}_s \right), & j_s &= \Lambda \left(\frac{\Phi_0}{2\pi} i q \theta_s - \mathcal{A}_s \right) + \sigma_n^L \left(i \omega \mathcal{A}_s - \frac{i q \rho_s}{\chi} \right). \end{aligned}$$

To get the spectrum of the symmetric mode, one can solve this system of equations numerically. We turn to analyze two limits of the most physical interest. First, in the limit $q l \rightarrow 0$, we obtain:

$$\omega_s(q) \approx -\frac{i q \sigma_n^L}{2 \epsilon \epsilon_0} \pm \sqrt{\frac{q \Lambda}{\epsilon \epsilon_0} - \left(\frac{q \sigma_n^L}{2 \epsilon \epsilon_0} \right)^2},$$

where we have used additional approximations analogous to the monolayer case: $\chi^{-1} = 0$ and the $O(q^2)$ term in the dynamics of θ_s can be neglected at low momenta. For such small momenta, one can neglect the separation between the layers, giving effectively twice stronger Coulomb forces and resulting in frequency being $\sqrt{2}$ times larger than in the monolayer case. In the limit $q \rightarrow 0$, $l \rightarrow \infty$, and $\epsilon_l = \epsilon$, we reproduce the monolayer result:

$$\omega_s(q) \approx \pm \sqrt{\frac{q \Lambda}{2 \epsilon \epsilon_0} - \left(\frac{q \sigma_n^L}{4 \epsilon \epsilon_0} \right)^2} - i \left(\frac{q \sigma_n^L}{4 \epsilon \epsilon_0} \right).$$

b. Antisymmetric mode

We now turn to investigate the antisymmetric combinations: $\theta_a = \theta_1 - \theta_2$, $\rho_a = \rho_1 - \rho_2$, $j_a = j_{1,\parallel} - j_{2,\parallel}$, $\mathcal{A}_a = \mathcal{A}_{1,\parallel} - \mathcal{A}_{2,\parallel}$. We derive the following closed set of equations:

$$\begin{aligned} \rho_a &= -\epsilon_0 q \omega \left[\frac{\epsilon_l}{\kappa_l} \frac{1 + \cosh \kappa_l l}{\sinh \kappa_l l} + \frac{\epsilon}{\kappa} \right] \mathcal{A}_a - \frac{2 i \omega \epsilon_l}{c^2 \kappa_l^2} J_z, & j_a &= -\epsilon_0 \omega^2 \left[\frac{\epsilon_l}{\kappa_l} \frac{1 + \cosh \kappa_l l}{\sinh \kappa_l l} + \frac{\epsilon}{\kappa} \right] \mathcal{A}_a - \frac{2 i q}{\kappa_l^2} J_z, \\ \vartheta &= \frac{2 \pi \mu_0 l}{\Phi_0 \kappa_l^2} J_z - \frac{2 \pi i q}{\Phi_0 \kappa_l^2} \mathcal{A}_a, & J_z &= J_0 (\theta_a - \vartheta) + \frac{i \omega \Phi_0}{2 \pi \rho_c l} \vartheta, \\ -i \omega \theta_a + \frac{e^*}{\chi} \rho_a &= -\left(\frac{\Gamma E_0}{\lambda_J^2} \right) \left[\lambda_J^2 \left(q^2 \theta_a + \frac{2 \pi i}{\Phi_0} q \mathcal{A}_a \right) + 2 (\theta_a - \vartheta) \right], & j_a &= \Lambda \left(\frac{\Phi_0}{2 \pi} i q \theta_a - \mathcal{A}_a \right) + \sigma_n^L \left(i \omega \mathcal{A}_a - \frac{i q \rho_a}{\chi} \right). \end{aligned}$$

The spectrum of the antisymmetric modes can be obtained by numerically solving this system of equations. Let us now analyse the limit $q \rightarrow 0$ to the leading order in J_z , setting $\rho_c^{-1} = 0$:

$$\omega_a(q=0) \approx \sqrt{\frac{2 e^* J_0}{\chi} + \frac{\omega_{ab}^2}{\epsilon_l \gamma^2} - \left(\frac{\Gamma E_0}{\lambda_J^2} \right)^2} - i \frac{\Gamma E_0}{\lambda_J^2}, \quad (\text{C10})$$

i.e. the antisymmetric modes are coherent gapped excitations, with the gap size being much larger than the lifetime.

2. Calculation of reflection coefficient

In this subsection, we outline how to calculate the reflection coefficient $r_p(\mathbf{q}, q_z, \omega)$ for p-polarized waves incident on a Josephson-coupled superconducting bilayer. The steps are nearly identical to the derivation of longitudinal collective modes presented earlier in this appendix, and hence we just provide the essential steps. We start with the vector-potential corresponding to the incident, reflected, and transmitted waves:

$$A_{\parallel}(\mathbf{q}, z; \omega) = A_0 \begin{cases} e^{-iq_z^\epsilon(z-l/2)} - r_p e^{iq_z^\epsilon(z-l/2)}, & z > \frac{l}{2} \\ t_p e^{-iq_z^\epsilon(z+l/2)}, & z < -\frac{l}{2} \end{cases} \quad (\text{C11})$$

$$A_z(\mathbf{q}, z; \omega) = \frac{qA_0}{q_z^\epsilon} \begin{cases} e^{-iq_z^\epsilon(z-l/2)} + r_p e^{iq_z^\epsilon(z-l/2)}, & z > \frac{l}{2} \\ t_p e^{-iq_z^\epsilon(z+l/2)}, & z < -\frac{l}{2} \end{cases} \quad (\text{C12})$$

Here A_0 is the amplitude of the incoming wave, $q_z^\epsilon = \sqrt{\epsilon_l \omega^2 / c^2 - q^2}$, and t_p is the transmission coefficient. The generic solution to the Maxwell equations in the region $-\frac{l}{2} < z < \frac{l}{2}$ reads as (with $q_l = \sqrt{\epsilon_l \omega^2 / c^2 - q^2}$)

$$A_{\parallel}(\mathbf{q}, z; \omega) = \alpha e^{-iq_l z} + \beta e^{iq_l z}, \quad (\text{C13})$$

$$A_z(\mathbf{q}, z; \omega) = \frac{q\alpha}{q_l} e^{-iq_l z} - \frac{q\beta}{q_l} e^{iq_l z} - \frac{4\pi}{cq_l^2} J_z, \quad (\text{C14})$$

where the coefficients $\alpha(\mathbf{q}, \omega)$ and $\beta(\mathbf{q}, \omega)$ are obtained by matching the tangential components of the vector potential at the two boundaries:

$$\alpha = \frac{\mathcal{A}_{2,\parallel} e^{iq_l l/2} - \mathcal{A}_{1,\parallel} e^{-iq_l l/2}}{e^{iq_l l} - e^{-iq_l l}}, \quad \beta = \frac{\mathcal{A}_{1,\parallel} e^{iq_l l/2} - \mathcal{A}_{2,\parallel} e^{-iq_l l/2}}{e^{iq_l l} - e^{-iq_l l}}, \quad (\text{C15})$$

where $\mathcal{A}_{1,\parallel} = A_0(1 - r_p)$ and $\mathcal{A}_{2,\parallel} = A_0 t_p$. From this, we obtain (after linearizing the Josephson current):

$$\vartheta = -\frac{2\pi\mu_0 l}{\Phi_0 q_l^2} J_z - A_0 \frac{2\pi i q}{\Phi_0 q_l^2} (t_p + r_p - 1), \quad (\text{C16})$$

$$J_z = J_0(\theta_1 - \theta_2 - \vartheta) + \frac{i\omega\Phi_0}{2\pi\rho_c l} \vartheta. \quad (\text{C17})$$

The remaining boundary conditions give:

$$\rho_1 = i\omega q \epsilon_0 A_0 \left[\frac{i\epsilon_l t_p - (1 - r_p) \cos q_l l}{\sin q_l l} + \frac{\epsilon}{q_z^\epsilon} (1 + r_p) \right] + \frac{i\omega\epsilon_l}{c^2 q_l^2} J_z, \quad (\text{C18})$$

$$\rho_2 = i\omega q \epsilon_0 A_0 \left[\frac{i\epsilon_l (1 - r_p - t_p \cos q_l l)}{\sin q_l l} - \frac{\epsilon}{q_z^\epsilon} t_p \right] - \frac{i\omega\epsilon_l}{c^2 q_l^2} J_z. \quad (\text{C19})$$

Finally, the continuity equations (57) and (58) read as

$$j_{1,\parallel} = \frac{\omega\rho_1}{q} - \frac{iJ_z}{q}, \quad j_{2,\parallel} = \frac{\omega\rho_2}{q} + \frac{iJ_z}{q}. \quad (\text{C20})$$

Using the above equations together with the time-dependent Ginzburg-Landau dynamics of the order parameter phases, cf. Eq. (60), and the expressions (55) for the in-plane current densities, we compute the reflection coefficient $r_p(q, q_z, \omega)$ numerically.