

Every finite graph arises as the singular set of a compact 3-d calibrated area minimizing surface

Zhenhua Liu

Dedicated to Xunjing Wei

ABSTRACT. Given any (not necessarily connected) finite graph in the combinatorial sense, we construct calibrated 3-dimensional homologically area minimizing oriented surface on a 7-dimensional closed compact Riemannian manifold, so that the singular set of the surface consists of precisely this finite graph. The constructions are based on some unpublished ideas of Professor Camillo De Lellis ([5]) and Professor Robert Bryant ([2]).

CONTENTS

1. Introduction	2
Acknowledgements	4
2. Notations and basic definitions	4
3. Creating one arc of singularities	5
4. Creating a graph of singularities	15
5. Adding dimensions to make the examples complete	21
6. Bridging of n disjoint surfaces	23
7. Proof of Theorem 1.1 and 1.2	25
Appendix A. Basic facts about immersion of Riemannian submanifolds	26
Appendix B. Proof of Lemma 3.7	26
Appendix C. Calculations of Lemma 3.2	28
References	28

The author is partially supported by NSF grant DMS-FRG-1854344.

1. Introduction

There are many different formulations of area minimizing surfaces. In this paper, area minimizing surfaces refer to area-minimizing integral currents, which roughly speaking are oriented surfaces counted with multiplicity, minimizing the area functional. Calling them surfaces is justified thanks to the Almgren's Big Theorem ([1]) and De Lellis-Spadaro's new proof ([9][10][11]). Their results show that n -dimensional area minimizing integral currents are smooth manifolds outside of a singular set of dimension at most $n - 2$. (In the codimension 1 case, the dimension of the singular set can be reduced to $n - 7$ by [21].)

With these marvelous theorems in mind, a natural next step is to ask what more we can say about the singular set? We know that 2-dimensional area minimizing integral currents are classical branched minimal immersed surfaces by [4][13][14][15], and all the tangent cones are unique by [12][29].

When we come to 3-dimensional area minimizing integral currents, we only know the singular set has Hausdorff dimension at most 1. The nature of singular sets is a wide open problem. Is the singular set rectifiable? Can the singular set be some Cantor set? Are the tangent cones unique? Professor Robert Bryant has constructed special Lagrangians with singular sets being complete real analytic curves in a 2-plane ([3]). To the author's knowledge, it is even not known whether the singular set can be line segments. We will prove that line segments can arise as the singular set of area minimizing surfaces.

THEOREM 1.1. *For any number n , there exists a 3-dimensional calibrated homologically area-minimizing current Σ_n in a smooth compact Riemannian manifold. The singular set of surface Σ_n consists of n disjoint line segments. The surface Σ_n is irreducible in the sense of Definition 2.1*

Refining the method, we can also prove the following much stronger statement.

THEOREM 1.2. *For any (not necessarily connected) finite graph G in the combinatorial sense, there exists a 3-dimensional calibrated homologically area-minimizing integral current Σ in a 7-dimensional smooth compact Riemannian manifold, so that the singular set of Σ is an embedding of G . Moreover, the surface Σ is irreducible in the sense of Definition 2.1*

REMARK 1. The dimension 7 of the ambient manifold is due to topological reasons in the construction, i.e., avoiding generic intersections of 3-d surfaces. We conjecture that every finite graph arises as the singular set of a 3-d special Lagrangian current in a 3-complex-dimensional Calabi-Yau manifold.

REMARK 2. Recently, Professor Leon Simon has posted the ground breaking construction of stable minimal hypersurfaces with Cantor set singularities [28], which has cited a preprint version of this manuscript. Indeed, it is Professor Simon's work that inspires us to strengthen Theorem 1.1 into Theorem 1.2. We have utmost respect for his work. Just for the purpose of the peer reviewing process, we comment on the differences between the two. The first difference is that the minimal surfaces in his work are codimension 1, while ours are of higher codimension, thus permitting relatively larger singular sets. His approach is PDE based, and we use a soft calibration arguments. It is unknown if the stable minimal hypersurfaces in his construction are minimizing, while our construction are calibrated, thus minimizing. For his construction, when the largest dimension of the singular set is one,

i.e., on minimal hypersurfaces in dimension \mathbb{R}^8 , the singular set is always a subset of a line, while our construction can give any finite graph, which can also be quite complicated and sometimes cannot even be embedded into any \mathbb{R}^2 . However, our construction cannot give Cantor sets like his.

1.1. Sketch of the proof. The idea is as follows. We first illustrate the case of getting a line segment of singularities. For special Lagrangian cones, we can take the union with some special Lagrangian planes. Such unions are also area minimizing by calibration, and with a careful choice, the singular set can be a ray. Professor Robert Bryant first has noticed this singular set property for G_2 cones ([2]). Professor Camillo De Lellis has pointed out that one can glue the reflected copies to the union using an implicit function theorem argument ([5]), thus forming a local minimizer with a line segment singularity.

The minimizing property is achieved by calibration. Near that line segment intersection of the cone and the plane, the glued surface is very flat. By an implicit function argument, we can prove that any form close to the standard special Lagrangian form ϕ is an $GL(6)$ pushforward of the special Lagrangian form. The calibration form we use is built from pushing forward the special Lagrangian form ϕ pointwise so that the tangent plane to the surface is precisely calibrated by the surface. However, this form is not closed and we have to deal with some technical problems to make this work.

At this stage, the surface has two boundary components and is reducible to two pieces. We first add 2 more dimensions to the ambient \mathbb{R}^6 by taking products with \mathbb{R} twice. This gives us more freedom to tweak things around. Then we will use several techniques developed in [31]. Roughly speaking, we can fill in each boundary in the added dimensions and use a small neck to connect the two surfaces and keep the calibration. Finally, by taking connected sums with nontrivial homology classes with some other manifold, we can make the surface homologically nontrivial. In each step, we can modify or extend the forms and the metrics.

It is trickier to get an arbitrary graph. Instead of just using one cone and one plane as model, we can use one cone and a family of planes that pairwise intersect only at the origin and each of which intersects the cone along a ray. This can give arbitrary number of intersecting rays, thus realizing arbitrary degree. We then place the vertices along a line, called the book spine, in \mathbb{R}^6 , and construct roughly a book embedding of the graph. The idea is that by hand constructing diffeomorphisms, we can rotate the realizing collection of the vertices we want into the compatible configuration, and pushing all the things in between into slices of \mathbb{R}^5 , called page, that contains this line. We can then use the gluing argument for getting a line segment. Finally, we can reverse the diffeomorphism, pullback to the preimage of this diffeomorphism. Thus, the connecting edges stay in a twisted way on the different pages.

The sections will be arranged as follows. First, we will show how to construct one line segment of singularities. Then we show how to modify the argument to produce a graph of singularities. Finally, we will show how to make the examples complete and homologically minimizing. In the appendix, we will give proof of several lemmas that are calculation based.

Acknowledgements

I cannot thank my advisor Professor Camillo De Lellis enough for his unwavering support while I have been recovering from illness. I would also like to thank him for giving this problem to me and for always generously sharing his ideas with me. I feel so lucky that I have Camillo as my advisor. I would also like to thank Professor Robert Bryant for sharing his insights on calibrations and the associative cones. Without their help, this project would not have existed. I would also like to thank Dr. Donghao Wang for answering my questions on differential topology. Last but not least, I want to thank Professor Costante Bellettini, Professor Mark Haskins, Professor Fanghua Lin, Professor Leon Simon, Professor Song Sun and Professor Yongsheng Zhang (in alphabetical order of last name) for their interests in this work.

2. Notations and basic definitions

In this section we will collect several notation conventions.

2.1. General set up. Our base space is \mathbb{C}^3 . Equip $\mathbb{R}^6 \equiv \mathbb{C}^3$ with the standard complex structure J . The coordinates are denoted $x_1, x_2, x_3, y_1, y_2, y_3$ for \mathbb{R}^6 , with $z_j = x_j + iy_j$ for the \mathbb{C}^3 . Moreover, $\partial_{y_j} = J\partial_{x_j}$. Let the standard special Lagrangian form be $\phi = \Re dz_1 \wedge dz_2 \wedge dz_3$. The main reference we use for special Lagrangian geometries is the classical paper [18].

When we mention a surface T , we mean an integral current $\llbracket T \rrbracket$. For a comprehensive introduction to integral currents, the standard references are [27] and [20]. We will adhere to their notations. Our manuscript mostly focus on the differential geometric side and in fact, no a priori knowledge of currents is needed. Every time we mention a current, the reader can just assume it to be a sum of chains representing oriented surfaces with singularities. We will use the following definition of irreducibility of currents.

DEFINITION 2.1. A closed integral current T is irreducible in U , if we cannot write $T = S + W$, with $\partial S = \partial W = 0$, and S, W nonzero.

Also, we will use the differential geometry convention of completeness. An integral current T is complete, if $\partial T = 0$ and T has compact support.

When we refer to x_j -axis, (or y_j -axis,) it means the 1 dimensional real vector space spanned by ∂_{x_j} (or ∂_{y_j} , respectively.) We will use $\llbracket x_1 x_2 x_3 \rrbracket, \llbracket y_1 y_2 x_3 \rrbracket$, etc., to denote the special Lagrangian current associated with the $x_1 x_2 x_3$ -plane, $y_1 y_2 x_3$ -plane, etc.

For any two points in p, q in a Euclidean space, $[p, q]$ denotes the line segment connecting them.

2.2. Planes and matrices. We will use $\overline{Gr}(3, 6)$ to denote the Grassmannian of oriented 3-planes in \mathbb{R}^6 . The notation $\text{diag}\{a_1, a_2, a_3\}$ denotes the diagonal matrix in $GL(3, \mathbb{C})$ with diagonal elements consisting of a_j in the j -th diagonal term.

Let $P \in GL(3, \mathbb{C})$ be a matrix. We will also use P to denote the \mathbb{R} -span of its rows. We give P the orientation induced by $v_1 \wedge v_2 \wedge v_3$, with v_j being the j -th row. In this way P also denotes an element in $\overline{Gr}(3, 6)$.

Note that an element $P \in U(3)$ (or $SU(3)$) denotes an oriented Lagrangian plane (or special Lagrangian, respectively). To see this, by [18], a plane P is Lagrangian (special Lagrangian) if it is the image of the $x_1x_2x_3$ -plane under an element in $U(3)$ ($SU(3)$, respectively.) The $x_1x_2x_3$ -plane is simply $\text{id} = \text{diag}\{1, 1, 1\}$ in our notation. The claim follows from $P = \text{id} \cdot P$.

2.3. Graph theory. For a finite graph we will use v_j to denote its edges and $E_{k,l} = E_{l,k}$ to denote an edge connection v_k and v_l .

By an embedding of a graph G into \mathbb{R}^n , we mean there exists a finite point set in \mathbb{R}^n which is in bijection with the set of vertices of G . Corresponding to each edge $E_{l,m}$, is a smooth curve connecting the two points corresponding to v_l, v_m . Moreover, we assume for different edge, their corresponding curve at most intersect at their common vertices, whose intersection is never tangential. We will abuse the notation and use G to denote both a graph and its embedding into the Euclidean space. $B_r(G)$ denotes a tubular neighborhood of radius r around a graph G .

Sometimes we will talk about realizing pair/collection of a vertex v_j of G . By that we mean certain collection of planes and a cone whose number of intersecting rays is precisely $\deg v_j$. See Section 3.1 and 4.1.

3. Creating one arc of singularities

In this section, we will first do the local argument to produce calibrated minimal surfaces with one arc of singularity.

THEOREM 3.1. *There exists a 3-dimensional calibrated integral current Σ in a smooth region O in \mathbb{R}^6 equipped with a Riemannian metric g , so that the singular set of Σ is an arc in the interior of O . Moreover, $\partial\Sigma \subset \partial O$. The metric g coincides with the standard metric δ away from O and Σ is the sum of two irreducible pieces.*

First, we give explicit description of the model cones we use in this section.

Then we will do the gluing construction in 4 steps. The first two steps boil down to gluing the reflect cone to the original one as mentioned in the introduction to produce the candidate surface. The next two steps produce the calibration form and hea metric.

3.1. Examples of special Lagrangian cones intersecting some special Lagrangian plane at only 1 ray. We will record here the examples of special Lagrangian cone and plane that intersect at only one ray. The cone C is the cone over the torus $F^2 = \{|z_1| = |z_2| = |z_3|, z_1z_2z_3 = \frac{1}{3\sqrt{3}}\} \subset S^5$. This cone first appeared in Theorem 3.1 in [18]. Note that F^2 is the orbit of the diagonal subgroup of $SU(3)$ acting on $(\frac{1}{\sqrt{3}}, \frac{1}{\sqrt{3}}, \frac{1}{\sqrt{3}})$. Thus, for general calculations it suffices to consider the point $(\frac{1}{\sqrt{3}}, \frac{1}{\sqrt{3}}, \frac{1}{\sqrt{3}})$ by invariance. The tangent plane π_0 to that point is generated by $(1, 1, 1), (i, 0, -i), (0, -i, i)$. Apply the real Gram-Schmidt algorithm to this

frame in \mathbb{R}^6 to get an orthonormal frame in the standard Euclidean metric that spans the same tangent space. (The complex notation might be a little confusing. Note that we are not using the Hermitian inner product and the complex linear Gram-Schmidt.) Abusing the notation, we have

$$\pi_0 = \begin{pmatrix} \frac{1}{\sqrt{3}} & \frac{1}{\sqrt{3}} & \frac{1}{\sqrt{3}} \\ \frac{i}{\sqrt{2}} & 0 & -\frac{i}{\sqrt{2}} \\ \frac{i}{\sqrt{6}} & -i\sqrt{\frac{2}{3}} & \frac{i}{\sqrt{6}} \end{pmatrix},$$

where each row of π_0 represents a vector in the orthonormal basis. We can verify that $\pi_0 \in SU(3)$ as a matrix. Now, we change π_0 by multiplying on the left with

$$\rho(\tau, \theta) = \begin{pmatrix} 1 & 0 & 0 \\ 0 & e^{i\theta} \cos(\tau) & e^{i\theta} \sin(\tau) \\ 0 & -e^{-i\theta} \sin(\tau) & e^{-i\theta} \cos(\tau) \end{pmatrix},$$

where $\theta, \tau \in [-\pi, \pi]$. The plane $P(\tau, \theta) = \rho(\tau, \theta) \cdot \pi_0$ are generated by rows of the product. Note that $\rho(\tau, \theta) \in SU(3)$, since its lower right block is a composition of an $SO(2)$ rotation and a diagonal $SU(2)$ rotation.

REMARK 3. Warning! Technically speaking we are using rows to represent vectors, so linear transform should be matrix multiplication on the right. However, we wish to rotate basis vectors v_j into $e^{ia_j} v_j$ with distinct a_j corresponding to distinct j . Thus, we use the relatively strange way of multiplying on the left.

LEMMA 3.2. *For several special values of (τ, θ) , we have the corresponding number of intersecting rays of $P(\tau, \theta)$ with C as in the following table. Moreover, all of the intersecting rays formed are not symmetric with respect to the origin by definition of F .*

Number of intersecting rays	Value of (τ, θ)
1	$(0, 0)$
1	$(0, \frac{\pi}{6}), (0, \frac{\pi}{4}), (0, \frac{\pi}{3})$
2	$(\frac{\pi}{4}, \frac{\pi}{4}), (\frac{\pi}{4}, \frac{\pi}{3})$
4	$(0, \frac{\pi}{2})$

The proof is tedious calculations and will be verified using Mathematica. The details are left to the appendix.

REMARK 4. Note that the tangent plane π_0 (thus $\theta = \tau = 0$) only intersects C along one ray. By invariance this implies that all the other intersections cannot be tangential to the cone. Moreover, the plane $P(0, \frac{\pi}{2})$ intersects C along a configuration of the four rays from the center of a regular tetrahedron to its four vertices.

Let v_1, v_2, v_3 denote the three rows of π_0 . Then changing coordinate using $\pi_0^{-1} \in SU(3)$, we can set $v_j = \partial_{x_j}$. Then $v_1, e^{i\theta} v_2, e^{-i\theta} v_3$ generates $P(0, \theta)$. The coordinate change $\text{diag}\{-1, 1, -1\}$ (acting on the left) we use in the next section corresponds to sending v_1 to $-v_1$, v_2 to v_2 , v_3 to $-v_3$ and then extending complex linearly. This actually shows that $P(0, \theta)$ will always be invariant under the change of coordinates we use in the next section. This fact makes it easier to make a line segment instead of trees.

3.2. Step 1 Choice of the preferred coordinate and the reflection.

Here we first state a very general change of coordinate lemma. Suppose we have a special Lagrangian cone $C^3 \subset \mathbb{R}^6$ with isolated singularity and a plane P^3 , so that C and P intersects only at k rays $\gamma_0, \dots, \gamma_{k-1}$. Moreover, for at each intersecting ray, P is not tangential to C . We have already shown that $k = 1, 2, 4$ cases exist by Lemma 3.2. Thus, we can write the tangent cone C_q to the union $\llbracket P \rrbracket + \llbracket C \rrbracket$ at any point q on $\gamma_j \setminus \{0\}$ as $\llbracket C_q \rrbracket = \llbracket P \rrbracket + \llbracket T_q C \rrbracket$, with $T_q C$ being the oriented tangent plane to C at q . Moreover, the intersection $P \cap T_q C$ is a line. (This directly follows from the fact that we are taking tangent planes of a cone on rays away from zero). Since C is a cone, one can verify that all such $T_q C$ along the same ray coincide with each other.

LEMMA 3.3. *For each γ_j , there exists an element $h \in SU(3)$ so that after changing coordinates using h , we can assume that $T_q C$ is given by the x_1, x_2, x_3 -plane. P is given by the product of x_3 -axis with a 2-d special Lagrangian plane $\pi \subset \mathbb{C}^2$, the span of the x_1, y_1, x_2, y_2 axes, and γ_j lies on the nonnegative x_3 -axis. We can also choose γ_j to lie on the nonpositive x_3 -axis.*

REMARK 5. The change of coordinate h might be different for each ray γ_j . Moreover, the proof is essentially about pairs of special Lagrangian planes, so we can also choose P to be the $y_1 y_2 x_3$ -plane, with $T_q C$ being $\pi \times \mathbb{R}$, with π a 2-d special Lagrangian plane.

PROOF. We recall that $SU(3)$ acts transitively on the special Lagrangian planes while preserving the special Lagrangian form, with isotropy group being $SO(3)$ at each individual plane by Section 3 in [18]. First use an element of $SU(3)$ to change the coordinate so that T_p is the $x_1 x_2 x_3$ -plane. Then use an element of $SO(3)$ to align the nonnegative part of x_3 with the intersection of C and P . (Here we can also align with the nonnegative of the x_3 -axis. This is a matter of choice.) Note that P is the product of x_3 -axis with a 2-plane π in the $x_1 x_2 y_1 y_2 y_3$ -plane. We claim that the 2-plane is contained in $x_1 x_2 y_1 y_2$ -plane and is special Lagrangian. Suppose the basis of the 2-plane have components in y_3 . Then any orthonormal basis of P will be of the following form $\partial_{x_3}, v = \sum_k a_k \partial_{x_k} + \sum_j \alpha_j \partial_{y_j}, w = \sum_k b_k \partial_{x_k} + \sum_j \beta_j \partial_{y_j}$, with $a_3 = b_3 = 0, \alpha_3, \beta_3 \neq 0$. Recall that all the coordinate changes we have used so far lie in $SU(3)$, thus preserving the special Lagrangian form. This implies that P is still calibrated by the special Lagrangian form ϕ . Thus, $\phi(v, w, \partial_{x_3})$ is either 1 or -1 , since we do not know the orientation of the basis we choose. However,

$$\begin{aligned} |\phi(v, w, \partial_{x_3})| &= |\phi(a_1 \partial_{x_1}, b_2 \partial_{x_2}, \partial_{x_3}) + \phi(a_2 \partial_{x_2}, b_1 \partial_{x_1}, \partial_{x_3}) + \phi(\alpha_1 \partial_{y_1}, \beta_2 \partial_{y_2}, \partial_{x_3}) + \phi(\alpha_2 \partial_{y_2}, \beta_1 \partial_{y_1}, \partial_{x_3})| \\ &= |a_1 b_2 - a_2 b_1 - \alpha_1 \beta_2 + \alpha_2 \beta_1| \\ &\leq \sqrt{(a_1^2 + a_2^2 + \alpha_1^2 + \alpha_2^2)(b_1^2 + b_2^2 + \beta_1^2 + \beta_2^2)} \\ &= \sqrt{(1 - \alpha_3^2)(1 - \beta_3^2)} \\ &< 1, \end{aligned}$$

which is a contradiction. Thus, we deduce that $P = \pi \times x_3$ -axis, with $\pi \subset \mathbb{C}^2$. π must also be special Lagrangian, since if the interior product

$$\begin{aligned} \partial_{x_3} \lrcorner \phi &= \partial_{x_3} \lrcorner dx_1 dx_2 dx_3 - \partial_{x_3} \lrcorner dy_1 dy_2 dx_3 - \partial_{x_3} \lrcorner dy_1 dx_3 dy_3 - \partial_{x_3} \lrcorner dx_1 dy_2 dy_3 \\ &= dx_1 dx_2 - dy_1 dy_2, \end{aligned}$$

which is precisely special Lagrangian form on \mathbb{C}^2 . ($\Re dz_1 \wedge dz_2 = \Re(dx_1 dx_2 - dy_1 dy_2 + i(dx_1 dy_2 + dy_1 dx_2)) = dx_1 dx_2 - dy_1 dy_2$.) \square

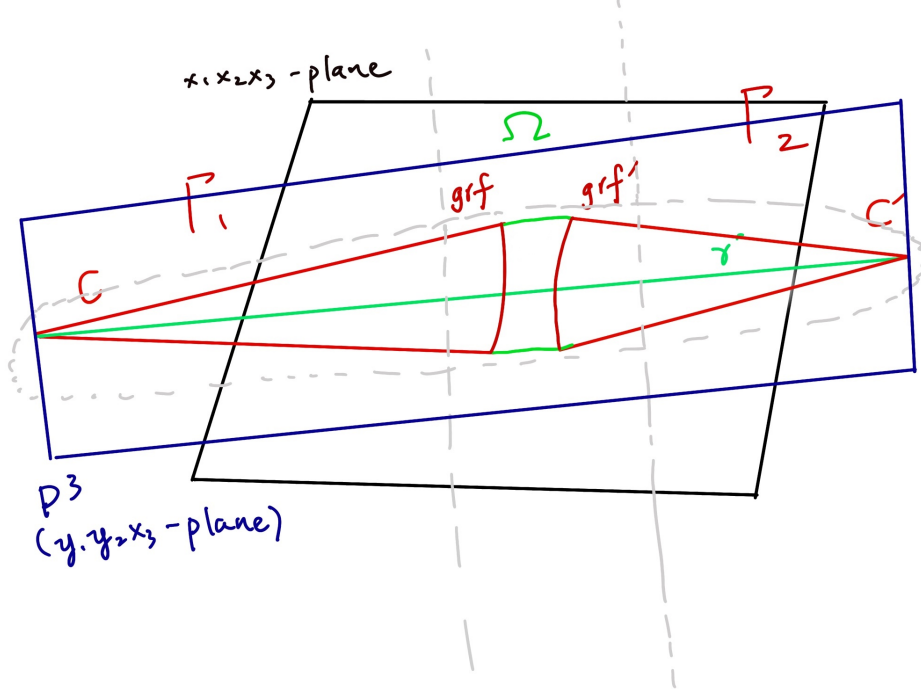


FIGURE 1. Gluing of the cones

From now on we assume $k = 1$, i.e., the cone and the plane intersect at only one ray γ . (For example, we take $\tau = 0, \theta = \frac{\pi}{4}$ in Lemma 3.2.) Now we can use Lemma 3.3 to change the coordinates to make $T_q C$ the $x_1 x_2 x_3$ -plane and $P = \pi \times x_3$ -axis, with $\pi \subset \mathbb{C}^2$ special Lagrangian.

We first reflect C along the y_1 axis at 0, then x_1 -axis at 0, then y_3 -axis at 0, and finally along x_3 -axis at some point $p = (0, 0, p_3, 0, 0, 0)$ with $p_3 > 0$ to get another cone C' . Note that the cone point of C' is $2p_3$. This sequence of reflections preserves the special Lagrangian form, since the differential of the affine transform is simply $\text{diag}[-1, 1, -1] \in SU(3)$. Let the special Lagrangian current $\llbracket C' \rrbracket$ to be the pushforward of $\llbracket C \rrbracket$ under these reflections. Note that $T_q C$ is naturally invariant the reflections. P is also invariant under the four reflections, as we have remarked in the previous subsection. We deduce that the intersection of C' with P is also a ray contained in the x_3 -axis. Call it γ' . Also, since the sequence of reflections preserves the $x_1 x_2 x_3$ -plane, we have that C' not only intersect the $x_1 x_2 x_3$ -plane but is also tangent to the $x_1 x_2 x_3$ -plane along γ' .

Moreover, since γ coincides with the nonnegative part of the x_3 -axis, after the reflections, γ' is the intersection of the x_3 -axis with $\{x_3 \leq 2p_3\}$. Consider the

intersecting line segment of γ and γ' , the reflected ray. Call this line segment γ . (γ is the intersection of the x_3 -axis with the region $\{0 \leq x_3 \leq 2p_3\}$.) It starts at the cone point of C and ends at the cone point of C' . The middle point is p_3 , the reflection base point. Now, we focus on a tubular neighborhood of γ . We can suppose the tubular neighborhood $B_r(\gamma)$ has a very small radius r , so in $\{r_0 \leq x_3 \leq 2p_3 - r_0\}$, C and C' can be represented by two graphs of $f, f' : \mathbb{R}^3 \rightarrow \mathbb{R}^3$ over the x_1, x_2, x_3 -plane. (Note that simply by take r small, we can make r_0 small as well. Also, if we pull apart the two cones, i.e., making p_3 larger, then the same r and r_0 works. To see this, note that along any ray on a cone, the cone is becoming flatter and flatter.) Thus, f and f' are naturally reflections of each other with respect to x_3, y_3, x_1, y_1 -axes at 9. We use Ω to denote a smaller part of this graphical region $B_r(\gamma) \cap \{2r_0 \leq x_3 \leq 2p_3 - 2r_0\}$, (smaller here to transition between the graphs), and the rest two components of $B_r(\gamma) \setminus \Omega$ as Γ_1 and Γ_2 , with $0 \in \Gamma_1$.

3.3. Step 2 Glue the two cones together. We glue $\Gamma_1 \cap (C \cup P)$ and $\Gamma_2 \cap (C' \cap P)$ together in Ω . by smooth transition between f and f' . In other words we glue the graph of f and f' by using a cut-off function φ that depends only on x_3 . (Any such function φ that is 1 for $x_3 \leq \frac{3}{2}r_0$ and 0 for $x_3 \geq 2p_3 - \frac{3}{2}r_0$ works.) First, by Lemma 2.2 in [18], f can be realized as the gradient of a potential F for r small enough, and thus f' can realized as the gradient potential of F' , the reflection of F . Now we bridge the potentials to be $\bar{F} = \varphi F + (1 - \varphi)F'$. Note that both C and C' intersects P only along the x_3 -axis, and have tangents precisely the x_1, x_2, x_3 -plane. This translates to the fact that $F = 0, \nabla F = 0, \text{Hess} F = 0$ along γ . (Here $F = 0$ actually is a choice instead of given. We can only deduce F being constant along γ .) By reflection, the same holds for F' . Now,

$$\nabla \bar{F} = (F - F')\nabla \varphi + \varphi(\nabla F - \nabla F') + \nabla F',$$

and

$$d\nabla \bar{F} = (F - F')d\nabla \varphi + \nabla \varphi(dF - dF') + d\varphi(\nabla F - \nabla F') + \varphi(d\nabla F - d\nabla F') + d\nabla F'.$$

This implies that $\nabla \bar{F} = 0$ and $\text{Hess} \bar{F} = 0$ along γ . Thus, the graph of \bar{F} intersects P along γ and the tangent planes to P at these points are also precisely $x_1 x_2 x_3$ -plane. (It might be the case that $\text{gr} \nabla \bar{F}$ intersect P , also a graph, at more than γ . However, since the two have fixed distinct tangents along γ , by making r_0 small we can always achieve this.)

REMARK 6. Recall that the transition part of φ has length $2p_3 - 3r_0$. Then the rate the tangent planes to $\text{graph} \bar{F}$ change is roughly $C_0 \delta_0$, with C_0 independent of p_3, r_0, F , and

$$\delta_0 = (2p_3 - 3r_0)^{-2} \|F\|_{C^0} + (2p_3 - 3r_0)^{-1} \|F\|_{C^1} + \|F\|_{C^2}.$$

Notice that as one goes along a ray in the cone, the cone becomes flatter and flatter in a fixed tubular neighborhood of that ray. (To see this, first for any point q away from the origin in γ , since the tangent plane is P , if we restrict to a small ball of radius r around that point, we can realize it as a graph of some f over P . Now, since the graph is conical with respect to 0, we immediately $f(x/\lambda) = \lambda^{-1}f(x)$. Thus we have $\|f\|_{C^k(B_r(\lambda q))} \leq \lambda^{-(k-1)} \|f\|_{C^k(B_r(q))}$, and thus $\|f\|_{C^k(B_r([q, \lambda q]))} \leq \|f\|_{C^k(B_r(q))}$, where $[q, \lambda q]$ ($\lambda > 1$) is the line segment from q to λq . This is what we mean by the cone getting flatter and flatter along a ray.) Thus, the $\|F\|_{C^k}$ can be made as small as we want if we shrink the radius r of the tube.

At the same time, if we choose p_3 large enough, we will not increase F in C^0, C^1, C^2 . Thus with r very small, p_3 very large, and r_0 relatively small compared to p_3 , say

$r_0 = 2^{-5}p_3$. Then we can make sure $\|\bar{F}\|_{C^k}$ also as small as we want. This makes the bridging part of the surface stays close enough to $x_1x_2x_3$ -plane so that the topology of $\Sigma \cap B_r(\gamma) \cap \{2r_0 \leq x_3 \leq 2p_3 - 2r_0\}$ is also trivial, or in other words, the projection of $\Sigma \cap B_r(\gamma) \cap \{2r_0 \leq x_3 \leq 2p_3 - 2r_0\}$ into $x_1x_2x_3$ -plane is also a (curved) tube around x_3 -axis for $\{2r_0 \leq x_3 \leq 2p_3 - 2r_0\}$.

3.4. Step 3 The non-closed prototype of calibration form. Now join the graph of \bar{F} , with part of the cone C', C in Γ_1, Γ_2 . The transition happens smoothly. Denote this new surface by Σ and the current with the correct orientation $[\Sigma]$. This surface Σ is clearly Lagrangian, as we are bridging using Lagrangian graphs. Recall that every Lagrangian plane is the image of $x_1x_2x_3$ -plane by a unitary group element $h \in U(\mathbb{C}^3)$, again by [18].

We claim that for each point $q \in \Sigma \cap \{r_0 \leq x_3 \leq 2p_3 - r_0\}$, we can assign a $h_q \in U(3)$ so that $T_q\Sigma$ is the image of $\{x_1, x_2, x_3\}$ -plane under h_q , while preserving the orientation. Moreover, we claim that we can make the map $h_q : \Sigma \rightarrow U(3)$ a smooth map.

To see this, first, let $h_q^0 : \Sigma \rightarrow \overline{\text{Gr}}_3(\mathbb{R}^6)$ by $h_q^0 = T_q\Sigma$, be the map that sends q to the oriented tangent plane $T_q\Sigma$ in the oriented Grassmanian of 3-plane in \mathbb{R}^6 . This map is naturally smooth by smoothness of Σ . Moreover, the image of h_q^0 lies in the smooth submanifold of Lagrangian planes, which is isomorphic to $U(3)/SO(3)$, the orbit of $U(3)$ actions on the oriented $x_1x_2x_3$ -plane (1.3 on page 87 of [18]). Thus, h_q^0 can also be regarded as a smooth map $h_q^0 : \Sigma \rightarrow U(3)/SO(3)$. Now consider the projection map $\Pi : U(3) \rightarrow U(3)/SO(3)$. This is a submersion and by the constant rank theorem locally we can find smooth right inverse to this map. Now tangents of Σ are very close to the $x_1x_2x_3$ plane, and are also Lagrangian, thus belonging to a neighborhood of $x_1x_2x_3$ -plane in $U(3)/SO(3)$. Let Π_0^{-1} be the right inverse of Π in this small neighborhood of $x_1x_2x_3$ -plane, i.e., $\Pi \circ \Pi_0^{-1} = \text{id}$ on this neighborhood. Now the map h_q is defined is $h_q = \Pi_0^{-1} \circ h_q^0$, which is smooth since both Π_0^{-1} and h_q^0 is. By construction h_q sends q to an $U(3)$ element that rotates the $x_1x_2x_3$ -plane to the oriented $T_q\Sigma$.

Now extend h_q smoothly in value from a smooth function $h_q : \Sigma \rightarrow U(3)$ to $h_q : B_r(\gamma) \cap \{r_0 \leq x_3 \leq 2p_3 - r_0\} \rightarrow U(3)$ by requiring that for $q \in B_r(\gamma) \cap (\{r_0 \leq x_3 \leq \frac{3}{2}r_0\} \cup \{2p_3 - \frac{3}{2}r_0 \leq x_3 \leq 2p_3 - r_0\})$ and $q \in P$ we have $h \in SU(3)$. To see this, consider the following set of coordinates.

LEMMA 3.4. *Given a smooth function $f : \Omega \rightarrow \mathbb{R}^3$, with $\Omega \subset \mathbb{R}^3$ simply connected, we can find a coordinate system $Q(X_1, X_2, X_3, Y_1, Y_2, Y_3)$ in a neighborhood O of $\text{gr}f \subset \mathbb{R}^6$ by setting*

$$\begin{aligned} & Q(X_1, X_2, X_3, Y_1, Y_2, Y_3) \\ &= (X_1, X_2, X_3, f(X_1, X_2, X_3)) + Y_1n_1 + Y_2n_2 + Y_3n_3, \end{aligned}$$

where n_1, n_2, n_3 is any set of constant vectors so that $\text{span}\{n_1, n_2, n_3, T_{f(x)}\text{gr}f\} = \mathbb{R}^6$ for any $x \in \Omega$.

REMARK 7. Since we are dealing with graphs, the choice $n_1 = (0, 0, 0, 1, 0, 0)$, $n_2 = (0, 0, 0, 0, 1, 0)$, $n_3 = (0, 0, 0, 0, 0, 1)$ works for any f .

PROOF. The image of dQ is spanned by n_1, n_2, n_3 , and the tangent space of the graph of f . Thus with the condition of n_1, n_2, n_3 we imposed, this implies

that dQ is bijective at any point. By the inverse function theorem, Q is locally a coordinate around every point on $\text{gr} f$. To show that the coordinates patch together to a large coordinate system that covers all of $\text{gr} f$, use the argument as in Section 7, 26. Proposition in [26]. (Note that this book has a strange numbering system, and numbers sits in front of propositions, theorems, instead of after.) Roughly speaking, the coordinate comes from exponentiating a vector bundle on $\text{gr} f$, so the proof is similar to the existence of Fermi coordinates. \square

We already have the choice of h_q on Σ . On γ , choose n_1, n_2, ∂_{x_3} positively oriented and generating the plane P , and let n_3 be the orthogonal complement to $P \cup T_q \Sigma$. Thus for $q \in \gamma$, we have $\text{span}\{n_1, n_2, n_3, T_q \Sigma\} = \text{span}\{P, T_q \Sigma, n_3\} = \mathbb{R}^6$. Now, $\det(n_1, n_2, n_3, T_q \Sigma)$ depends smoothly on q , so for any point q in a small neighborhood of γ , if extend n_j constantly along the x_1, x_2, x_3 directions, we must have $\text{span}\{n_1, n_2, n_3, T_q \Sigma\} = \mathbb{R}^6$. Thus, we can apply Lemma 3.4 to Σ near γ . Then we simply extend h in constantly along the Y_j directions in the Q -coordinates. By construction, $h_q|_P \in SU(3)$, since $h_q|_\gamma \in SU(3)$, and P is just varying the Y_1, Y_2, Y_3 directions of γ in the Q -coordinate. Similarly, we know that $h_q \in SU(3)$ for $q \in B_r(\gamma) \cap (\{r_0 \leq x_3 \leq \frac{3}{2}r_0\} \cup \{2p_3 - \frac{3}{2}r_0 \leq x \leq 2p_3 - r_0\})$.

Let ϕ be the special Lagrangian form. We change it pointwise on the tangent space of \mathbb{R}^6 to $\bar{\phi}_q = (h_q^{-1})^* \phi$. Since we have $h_q \in U(3)$, we see that $\bar{\phi}$ restricted to each tangent space is still a calibration. (Any $SO(n)$ change of a calibration on the tangent space still gives a calibration.) Moreover, at each point $q \in \Sigma$, $\bar{\phi}$ calibrates $T_q \Sigma$, since $h_q^{-1} T_q \Sigma = x_1 x_2 x_3$ -plane and h_q^{-1} preserves the orientation. It also calibrates P at any tangents to P by construction. We set $\det h_q^{-1} = e^{i\theta}$ for some θ in a small neighborhood of 0 in $[-\pi, \pi]$. (This is doable, since we stay close in a neighborhood of $x_1 x_2 x_3$ -plane.) Since $\phi = \Re dz_1 \wedge dz_2 \wedge dz_3$, we have

$$\begin{aligned} \bar{\phi} &= \Re(h_q^{-1})^* dz_1 \wedge dz_2 \wedge dz_3 \\ &= \Re \det h_q^{-1} dz_1 \wedge dz_2 \wedge dz_3 \\ &= \Re e^{i\theta} (\phi + iJ^* \phi) \\ &= \cos \theta \phi - \sin \theta J^* \phi. \end{aligned}$$

where J is the complex structure matrix on \mathbb{C}^3 . Thus, we have

$$d\bar{\phi} = -d\theta \wedge (\sin \theta \phi + \cos \theta J^* \phi).$$

REMARK 8. By construction $\|\bar{\phi}\|_{C^k} = O(\|h_q^{-1}\|_{C^k})$. To estimate the latter, first $\|h_q\|_{C^k} = O(\|\bar{F}\|_{C^{k+2}})$, since $\text{gr} \nabla \bar{F}$ is Σ and h_q gives the tangent space to Σ , i.e., controlled by $\text{Hess} \bar{F}$. Note that h_q is just the identity matrix on γ , thus with flatter \bar{F} , $\|h_q - \text{id}\|_{C^k}$ can be made arbitrarily small. This implies that $\|h_q^{-1}\|_{C^0}$ is controlled by an absolute constant. To see this, note that

$$\|h_q^{-1} - \text{id}\|_{C^0} = \left\| \frac{\text{id} - h_q}{1 - (\text{id} - h_q)} \right\|_{C^0} \leq \frac{\|\text{id} - h_q\|_{C^0}}{1 - \|\text{id} - h_q\|_{C^0}}.$$

Thus, $\|h_q^{-1}\|_{C^k} = O(\|h_q\|_{C^k})$. For example, $dh_q^{-1} = -h_q^{-1}(dh_q)h_q^{-1}$. This gives $\|h_q^{-1}\|_{C^1} = O(\|h_q\|_{C^1})$, and by induction one can prove that

$$\|h_q^{-1}\|_{C^k} = O(\|h_q^{-1}\|_{C^0}^{k+1} \|h_q\|_{C^k}) = O(\|h_q\|_{C^k}).$$

To sum it up, we have $\|\bar{\phi}_q\|_{C^k} = O(\|h_q\|_{C^k}) = O(\|\bar{F}\|_{C^{k+2}})$, where the constant depends on r, r_0 and k .

3.5. Step 4 Producing the calibration form. We have already constructed the glued surface, and a smooth form $\bar{\phi}$ that calibrates both P and Σ on the tangent space level. However, it is not a closed form. We will modify it to be a closed form in this subsection.

The following lemma says how to get primitives which are zero on a fixed plane with dimension lower than the form, and will be zero on a fixed orthogonal plane, if the form itself is. This is basically an application of homotopy operator in de Rham cohomology. We squash the normal components to the plane using a homotopy. The primitive is zero on the plane because by projection, we are left only with tangent spaces lower than the dimension of the form. If we restrict to orthogonal planes, which are invariant under homotopy, integration along homotopy is simply integration along the orthogonal lines. Then zero integrates to zero.

LEMMA 3.5. *Suppose we have a cylindrical region $\Omega \times [-1, 1]^k \subset \mathbb{R}^{p+k}$, where $\Omega \subset \mathbb{R}^p$ is a smooth star-shaped region containing $0 \in \mathbb{R}^p$. Let τ be a closed differential $p + l$ -form in $\Omega \times [-1, 1]$, with $l \geq 1$. Then there exists a primitive Φ of τ which satisfies $d\Phi = \tau$, $\Phi|_{\Omega \times \{0\}} \equiv 0$. Moreover, if for some $1 \leq k_1 \leq p + k$, $\tau|_P \equiv 0$ on a k_1 -dimensional plane P with $P \perp \Omega$, (we only require the part of P that doesn't intersect Ω to be orthogonal,) then we also have $\Phi|_P = 0$.*

COROLLARY. *With the same assumptions as in Lemma 3.5. If $\bar{\Phi}$ is another primitive of τ , then $\psi = \bar{\Phi} - \Phi$ is an exact form that differs from $\bar{\Phi}$ in C^0 up to $O(\|\tau\|_{C^0})$.*

PROOF. Let W denote the p plane containing $\Omega \times \{0\}$ in \mathbb{R}^{p+k} . Let π be the orthogonal projection of \mathbb{R}^{p+k} onto W . For any $x \in \mathbb{R}^{p+k}$, write x as $x = x^T + x^\perp$, with $x^T = \pi(x)$. Define a homotopy $G : [0, 1] \times \mathbb{R}^{p+k} \rightarrow \mathbb{R}^{p+k}$ as follows

$$G(t, x) = x^T + tx^\perp.$$

It is clear that G is a smooth homotopy between the identity map and π .

Now recall the following formula for the homotopy invariance in de Rham cohomology [33]. Let I be the integration operator

$$(3.1) \quad I(\tau) = \int_{[0,1]} \partial_t \lrcorner G^* \tau dt.$$

By Cartan's magic formula, we have

$$dI(\tau) + Id\tau = \tau - \pi^* \tau.$$

Since τ is closed, we have $d\tau = 0$. Note that the range of $d\pi$ is precisely the \mathbb{R}^p tangent to W . Thus the $p + l$ form $\pi^* \tau \equiv 0$. This gives

$$dI(\tau) = \tau.$$

We claim that $\Phi = I(\tau)$ satisfies the conditions as stated.

Differentiating G , we deduce that $dG_{t,x}(\partial_t) = x^\perp$, $dG_{t,x}(v) = G(t, v)$ for any v tangent to \mathbb{R}^{k+p} . For any $x \in W$, we have $dG_{t,x}(\partial_t) = 0$, since we have $x^\perp = 0$. This implies $\partial_t \lrcorner G^*(\tau) \equiv 0$ for $x \in W$, and thus by (3.1), we have $I(\tau) \equiv 0$ on W .

If $P \perp Q$, then P is invariant by G .

$$\partial_t \lrcorner (G^* \tau)_y(v_1, \dots, v_p) = \tau_{G(t,y)}(dG(\partial_t), \dots, dG(v_p)).$$

If $\tau|_P \equiv 0$, then we clearly have $G(t, y) \in P$ and $\tau_{G(t,y)} = 0$ for any $y \in P$. (P is invariant under the homotopy G .) This shows $I(\tau) \equiv 0$ on P if $\tau|_P \equiv 0$.

For the proof of the corollary, simply apply the above result. \square

Now we want to use the above Corollary with $\tau = d\bar{\phi}$, after changing the coordinate to the Q -coordinate in Lemma 3.4. Then there exists a closed 3-form ψ , which is defined by

$$(3.2) \quad \psi = \int_{[0,1]} \partial_t \lrcorner G^* \bar{\phi} dt,$$

where $G(t, x) = (X_1, X_2, X_3, 0, 0, 0) + t(0, 0, 0, Y_1, Y_2, Y_3)$ in the Q -coordinate. We have $\|\psi - \bar{\phi}\| \leq C \|d\bar{\phi}\|_{C^0}$, and $\psi \equiv \bar{\phi}$ on Σ . Note that $\|d\bar{\phi}\|_{C^0} \leq \|\bar{\phi}\|_{C^1} = O(\|\bar{F}\|_{C^3})$ by Remark 8. Any Remark 6, we know that $\|\bar{F}\|_{C^3}$ can be made as small as we want when we shrink r , so we can make ψ as close to $\bar{\phi}$ as we want. To show that $\psi \equiv \bar{\phi}$ on P , we need to show that $d\bar{\phi}|_P \equiv 0$. This is achieved with the following lemma.

LEMMA 3.6. *For the modified special Lagrangian form $\bar{\phi}$ we have*

$$(3.3) \quad d\theta|_P \equiv 0.$$

PROOF. We have collected some basic facts about immersion of Riemannian submanifolds in the Appendix A. that we use in the following calculations. It suffices to verify $d\theta = 0$ for the basis $\partial_{x_j}, \partial_{y_k}$ at every point of P . Recall that h on P is defined by extending constantly in the normal directions of the coordinate system Q in Lemma 3.4. This immediately implies that $d\theta = 0$ along all normal directions of Σ at γ , i.e., along ∂_{Y_j} . Moreover, $d\theta_q(\partial_{x_j}) = d\theta_{\pi_\Sigma(q)}\partial_{x_j}$, where π_Σ is the projection to Σ in the coordinate in Lemma 3.4. Note that for points on P , the image of π_Σ always lie on γ . Thus, we only have to verify $d\theta|_\gamma(\partial_{x_j}) = 0$ for all j . By (2.19) in [18], $d\theta(\partial_{X_j}) = 0$ for all j along γ is equivalent to saying that $H_\Sigma = 0$ along γ .

Now, recall that the bridging part of Σ is constructed from bridging the Lagrangian potentials F, F' , as the graph of $\nabla(\varphi F + (1 - \varphi)F')$. Thus, the map here is $\bar{f} : \mathbb{R}^3 \rightarrow \mathbb{R}^6$ defined by

$$\bar{f}(x) = (x, \nabla(\varphi(F - F') + F')).$$

Moreover, we have chosen the potential so that $F - F' = 0$ along γ . Since the graphs of F and F' are both tangent to $x_1x_2x_3$ -plane along γ , we deduce that $dF = dF' = 0, \text{Hess}F = \text{Hess}F' = 0$ along γ . The metric coefficients g_{ij} is precisely δ_{ij} . This implies that $v_j = \bar{f}_*(\partial_j)$ form an orthonormal basis, and the mean curvature of Σ along γ is precisely

$$\begin{aligned} H_\Sigma &= \langle \nabla_{v_i} v_i, \partial_{y_j} \rangle \partial_{y_j} \\ &= \partial_i \partial_i \bar{f}^{y_j} \partial_{y_j} \\ &= \Delta((\nabla \varphi)^j (F - F') + \varphi(\nabla(F - F'))^j + (\nabla F')^j) \partial_{y_j} \\ &= \left\{ (F - F') \Delta(\nabla \varphi)^j + (\nabla \varphi)^j \Delta(F - F') + 2\langle \nabla[(\nabla \varphi)^j], \nabla(F - F') \rangle \right. \\ &\quad \left. + (\nabla(F - F'))^j \Delta \varphi + \varphi \Delta((\nabla(F - F'))^j) + 2\langle \nabla \varphi, \nabla((\nabla(F - F'))^j) \rangle \right. \\ &\quad \left. + \Delta((\nabla F')^j) \right\} \partial_{y_j} \\ &= (\varphi \Delta((\nabla(F - F'))^j) + \Delta((\nabla F')^j)) \partial_{y_j}. \end{aligned}$$

where the superscript denotes the component.

The same calculation shows that $H_C = (\Delta((\nabla F)^j))\partial_{y_j}$ and $H_{C'} = (\Delta((\nabla F')^j))\partial_{y_j}$. This shows that $H_\Sigma = \varphi H_C + (1 - \varphi)H_{C'} = 0$ along γ , and we are done. \square

Moreover, we have $d\bar{\phi} \equiv 0$ in $\Omega \cap (\{r_0 \leq x_3 \leq \frac{3}{2}r_0\} \cup \{2p_3 - \frac{3}{2}r_0 \leq x \leq 2p_3 - r_0\})$, since $h \in SU(3)$ and thus $\theta = 0$ in these regions. Thus, integrating over normal parts of Σ in the new coordinate doesn't change the primitive by the above Corollary. This implies the antiderivative Φ we create for $d\phi$ is zero in $\Omega \cap (\{r_0 \leq x_3 \leq \frac{3}{2}r_0\} \cup \{2p_3 - \frac{3}{2}r_0 \leq x \leq 2p_3 - r_0\})$, and so is ψ . To sum it up, ψ is a closed form that coincide with ϕ in $B_r(\gamma) \cap (\{r_0 \leq x_3 \leq \frac{3}{2}r_0\} \cup \{2p_3 - \frac{3}{2}r_0 \leq x \leq 2p_3 - r_0\})$ and also on the surfaces Σ and the plane P .

Now that we have the form ψ and the glued surface, we will change the metric to make it a calibration. We need to use the following implicit function argument.

THEOREM 3.7. *There exists a C^0 neighborhood of ϕ , so that any 3-form τ in that neighborhood is the pushforward of ϕ under an action in $GL(6)$, i.e., $\tau = h_*\phi$, for some $h \in GL(6)$. Moreover, if τ varies smoothly, then we can choose h to depend smoothly on τ .*

PROOF. The proof here in principle works for some other calibrations as well, so we first use general dimensions. Suppose we have a constant coefficient k -form ϕ in \mathbb{R}^n , i.e., an element of $\bigwedge^k(\mathbb{R}^n)$. Consider the following map $\lambda : GL(\mathbb{R}^n) \rightarrow \bigwedge^k(\mathbb{R}^n)$ defined by

$$\lambda(h) = h^*\phi.$$

λ is apparently a smooth map. The differential at the identity of this map is

$$d\lambda(h)(v_1, v_2, \dots, v_k) = \phi(hv_1, v_2, \dots, v_k) + \phi(v_1, hv_2, \dots, v_k) + \dots + \phi(v_1, v_2, \dots, hv_k).$$

Suppose we have

$$\dim \ker d\lambda = \dim GL(\mathbb{R}^n) - \dim \bigwedge^k(\mathbb{R}^n).$$

Then in a neighborhood of identity, λ is a submersion. (Put in a local coordinate so that the differential of the first square block is invertible. This is characterized by a nonzero determinant, which gives the neighborhood by smoothness.) Submersions can be locally represented by coordinate projections (Chapter 1, 35. Lemma in [26]) so there exists a neighborhood O of ϕ such that any form $\varphi \in O$ can be written as $\varphi = h^*\phi$ for some $h \in GL(\mathbb{R}^n)$ close to the identity, and this choice of h depends smoothly on φ . Moreover, if $\varphi = \phi$, then $h = \text{id}$.

Thus, we only need to calculate $\dim \ker d\lambda$, the dimension of the Lie algebra of the invariant group of ϕ , with ϕ being the special Lagrangian 3-form. The details are in the Appendix B \square

Now in order to use Theorem 3.7, we again take the Q -coordinate as in Lemma 3.4. Recall that Σ is then an open region in the $X_1X_2X_3$ -plane, and P is the $Y_1Y_2X_3$ -plane. We have a closed form ψ that is C^0 -close to the special Lagrangian form ϕ . Now consider the form $h_q^*\psi$. Recall that h_q is constant along Y_1, Y_2, Y_3 directions. Moreover, since $\|h_q - \text{id}\|_{C^0}$ can be as small as we want, we deduce that $\|h_q^*\psi - \phi\|_{C^0}$ can also be made as small as we want. Thus, we can invoke Theorem

3.7 to deduce the existence of a smooth function $h'_q : B_r(\gamma) \rightarrow GL(6)$, so that

$$h_q^* \psi = ((h'_q)^{-1})^* \phi,$$

which gives

$$\psi = (h_q^{-1})^* ((h'_q)^{-1})^* \phi = ((h'_q h_q)^{-1})^* \phi.$$

By $\psi \equiv \bar{\phi}$ on Σ , P , and $B_r(\gamma) \cap (\{r_0 \leq x_3 \leq \frac{3}{2}r_0\} \cup \{2p_3 - \frac{3}{2}r_0 \leq x \leq 2p_3 - r_0\})$, we deduce that $h_q^* \psi \equiv \phi$ on these two surfaces and two regions, thus h'_q is identity there.

Now, we just change the metric pointwise to g so that $g_q = ((h'_q h_q)^{-1})^* \delta$, where δ is the standard Euclidean metric. Then g depends smoothly on p . Note that by construction the comass of ψ is 1 in g . (Since we change both special Lagrangian form and the standard metric by the same $GL(6)$ elements.) Thus ψ is a closed calibration form in the new metric g . Moreover, Σ and P are calibrated with respect to ψ in this new metric g_q since by construction $(h'_q h_q)^{-1} \equiv h_q^{-1}$ on P and Σ and h_q^{-1} always sends the tangent plane to the oriented $x_1 x_2 x_3$ -plane, which is calibrated by the special Lagrangian form ϕ .

Thus, to sum up, we have proven the following.

PROPOSITION 3.8. *Let $\llbracket T \rrbracket = \llbracket P \rrbracket + \llbracket \Sigma \rrbracket$. Then there exists a small tube $B_r(x_3 - \text{axis})$ in \mathbb{R}^n with smooth metric g_0 , so that $\llbracket T \rrbracket$ is calibrated by ψ (equation 3.2) in that tube. The singular set of T is the line segment γ . Outside of $\{\frac{3}{2}r_0 < x_3 < 2p_3 - \frac{3}{2}r_0\}$, the calibration form ψ coincides with the special Lagrangian form and g_0 coincides with δ .*

4. Creating a graph of singularities

Let G be a connected finite graph. In this section we will construct a calibrated current with G as the singular set.

First, we will show that every vertex degree can be realized.

4.1. Every degree can be realized. Notice that in the proof of Proposition 3.8, we have only used the fact that away from the origin and near singular ray, we have only a plane P and a cone C intersecting along that ray. Thus, if we have planes P_j intersecting P only at the origin, then the picture is still true. This enables us to achieve every degree.

We will modify the examples in Section 3.1. Let $R(a, b) = \text{diag}\{e^{ia}, e^{ib}, e^{-i(a+b)}\}$ denote an element of the diagonal subgroup of $SU(3)$. Recall that we use \mathbb{R} -linear row span to denote a plane, so this diagonal action R in the standard basis on \mathbb{C}^3 acts on the right in our notation.

PROPOSITION 4.1. *Let P denote the plane $P(0, \frac{\pi}{4})$. Then for any finite number n , there exists exists planes $P_j = P.R(a_j, b_j)$ for $j = 1, \dots, n$ with $a_1 = b_1 = 0$ so that each P_j only intersect the Harvey-Lawson cone C along a ray and the pairwise intersection $P_j \cap P_k$ is always trivial, i.e., $\{0\}$, for $j \neq k$.*

PROOF. Given that P intersects C only along a ray, if we rotate P and C simultaneously with $R(a, b)$, then the images $P.R$ and $C.R$ will still intersect along

a ray. Note that the link of C is precisely the orbit of the diagonal subgroup of $SU(2)$, i.e., $R(a, b)$ for all $(a, b) \in \mathbb{R}^2$. Thus, C is invariant under R . This shows that $P.R(a, b)$ and C only intersect along a ray for all $a, b \in \mathbb{R}$.

Let $t \in \mathbb{R}$ be a parameter. We will determine whether P and $P.R(t, t)$ intersect nontrivially. Note that it suffices to check whether the system of three complex coefficient linear equations

$$(c_1 \ c_2 \ c_3) \cdot P = (c_4 \ c_5 \ c_6) \cdot P.R(t, t),$$

with $c_j \in \mathbb{R}$ as unknowns, has nontrivial solutions over \mathbb{R} . This system becomes 6 equations over \mathbb{R} (separating the real and complex parts of the coefficients). Let A denote the matrix formed by the coefficients of this system. Then it has nontrivial solutions if and only if A is not injective, i.e.,

$$\det A = 0.$$

Note that $\det A(t)$ is a real analytic function (a polynomial in trigonometric functions) for $t \in \mathbb{R}$, so $(\det A)^{-1}(0)$ must be either \mathbb{R} , or a discrete subset of \mathbb{R} . Direct calculation shows that for $P = P(0, \frac{\pi}{4})$ (defined in Section 3.1), we have

$$A\left(\frac{\pi}{4}\right) = \begin{pmatrix} \frac{1}{\sqrt{3}} & -\frac{1}{2} & \frac{1}{2\sqrt{3}} & -\frac{1}{\sqrt{6}} & \frac{1}{\sqrt{2}} & 0 \\ 0 & \frac{1}{2} & \frac{1}{2\sqrt{3}} & -\frac{1}{\sqrt{6}} & 0 & -\frac{1}{\sqrt{6}} \\ \frac{1}{\sqrt{3}} & 0 & -\frac{1}{\sqrt{3}} & -\frac{1}{\sqrt{6}} & 0 & 0 \\ 0 & 0 & -\frac{1}{\sqrt{3}} & -\frac{1}{\sqrt{6}} & 0 & \sqrt{\frac{2}{3}} \\ \frac{1}{\sqrt{3}} & \frac{1}{2} & \frac{1}{2\sqrt{3}} & 0 & \frac{1}{2} & -\frac{1}{2\sqrt{3}} \\ 0 & -\frac{1}{2} & \frac{1}{2\sqrt{3}} & \frac{1}{\sqrt{3}} & \frac{1}{2} & \frac{1}{2\sqrt{3}} \end{pmatrix},$$

Thus, $\det A(\frac{\pi}{4}) = \frac{3024\sqrt{2}-4752}{15552} \neq 0$, and $(\det A)^{-1}(0)$ must be a discrete set. This implies that $(\det A)^{-1}(0) \cap [-\pi, \pi]$ is a finite set. Let

$$m_0 = \min_{t \in (\det A)^{-1}(0) \cap [-\pi, \pi], t \neq 0} |t|.$$

Then denote

$$P_j = P.R\left(\frac{j-1}{2n}m_0, \frac{j-1}{2n}m_0\right).$$

We claim that the planes P_j for $j = 1, \dots, n$, only pairwise intersect at the origin. To determine the intersection of $P.R(\frac{j-1}{2n}m_0, \frac{j-1}{2n}m_0)$ and $P.R(\frac{k-1}{2n}m_0, \frac{k-1}{2n}m_0)$, note that by rotation of $R(-\frac{k-1}{2n}m_0, -\frac{k-1}{2n}m_0)$, it suffices to determine the intersection of $P.R(\frac{j-k}{2n}m_0, \frac{j-k}{2n}m_0)$ and P . Thus, to show that P_j and P_k intersect only at the origin, it suffices to show that $\frac{j-k}{2n}m_0 \notin (\det A)^{-1}(0)$. Since $|\frac{j-k}{2n}m_0| \leq \frac{m_0}{2}$, we are done. \square

4.2. Every edge can be realized. Let v_k denote the vertices of G and $E_{l,k} = E_{k,l}$ denote the edge (if there is such an edge,) between v_l and v_k . For any vertex, let $n_k = \deg v_k$ and $\llbracket C^k \rrbracket + \sum_{j=1}^{n_k} \llbracket P_j^k \rrbracket$ be a realizing collection of cone and planes in Proposition 4.1. Note that $P_j^k = P_1^k.R(\frac{j-1}{2n_k}m_k, \frac{j-1}{2n_k}m_k)$ for $m_k > 0$. Thus for each pair $C^k \cap P_j^k$ and $C^l \cap P_m^l$, they coincide up to $SU(3)$ -rotations.

Now we place the vertex v_k and the conical point of the corresponding realizing collection

$$T_k = \llbracket C^k \rrbracket \sqcup B_{\frac{p_3}{2}}(v_k) + \sum_{j=1}^{n_k} \llbracket P_j^k \rrbracket \sqcup B_{\frac{p_3}{2}}(v_k)$$

along the x_3 -axis at points $(0, 0, 2kp_3)$, with P_3 as in Proposition 3.8. Let γ_j^k denote the ray obtained by intersecting C^k and P_j^k .

First pick one arbitrary edge $E_{l,m}$ with $l < m$ from G . We will realize $E_{l,m}$. Pick the ray γ_1^l and γ_1^m . By construction and Lemma 3.3 there exists $\rho_l, \rho_m \in SU(3)$, so that ρ_l (ρ_m , respectively) acting on the standard coordinate centered at $v_l = (0, 0, 2lp_3)$ (and v_m , respectively), will make P_1^l coincide with P_1^m and the tangent planes to C^l and C^m along γ_1^l and γ_1^m , away from the cone points, coincide to be the $x_1x_2x_3$ -plane. Moreover, the intersecting rays $P_1^l \cap C^l$ and $P_1^m \cap C^m$ are both contained in the positive x_3 -axis. Now if we rotate $\llbracket C^m \rrbracket + \sum_j \llbracket P_j^m \rrbracket$ with $\text{diag}\{-1, 1, -1\}$ (as in Step 1 in the proof of 3.8), then the intersection $C^m \cap P_1^m \cap C^l \cap P_1^l$ will be a line segment from v_l to v_m . Since the other planes only intersect the segment at the cone points, we are in the situation of Proposition 3.8.

However, there are two caveats with the previous reasoning: we carry out two separate incompatible rotations, and the other cones are also sitting on the x_3 axis. First, we will resolve these two problems for the first edge. Then we induct to show this for every edge.

4.2.1. *Carrying out the two rotations simultaneously.* Recall that the exponential maps on compact Lie groups are surjective (Corollary 11.10 in [17]). Thus, there exists $\rho_l^0, \rho_m^0 \in \mathfrak{su}(3)$, so that

$$\begin{aligned} \exp(\rho_l^0) &= \rho_l, \\ \exp(\rho_m^0) &= \rho_m \cdot \text{diag}\{-1, 1, -1\}. \end{aligned}$$

Now let $b : \mathbb{R} \rightarrow \mathbb{R}$ be a non-negative function that is 1 on $[-\frac{p_3^2}{4}, \frac{p_3^2}{4}]$, zero on $(-\infty, -\frac{9}{16}p_3^2] \cup [\frac{9}{16}p_3^2, \infty)$, and non-zero on $(-\frac{9}{16}p_3^2, -\frac{1}{4}p_3^2) \cup (\frac{1}{4}p_3^2, \frac{9}{16}p_3^2)$. Consider the smooth vector field $u^{l,m}$

$$(4.1) \quad u^{l,m}(x) = b(|x - v_l|^2)[(x - v_l) \cdot \rho_l^0] + b(|x - v_m|^2)[(x - v_m) \cdot \rho_m^0],$$

and let $U_t^{l,m}(x)$ be the one-parameter family of diffeomorphisms associated with $u^{l,m}$. By construction, $u^{l,m}$ is supported in $B_{\frac{3}{4}p_3}(v_l) \cup B_{\frac{3}{4}p_3}(v_m)$. On $B_{\frac{1}{2}p_3}(v_l)$, we have $u^{l,m}(x) = (x - v_l) \cdot \rho_l^0$. The vector field $(x - v_l) \cdot \rho_l^0$ integrates into the one parameter family of rotations $\exp(t\rho_l^0)$ around v_l . Now differentiating $1 = \langle x \cdot e^{t\rho^0}, x \cdot e^{t\rho^0} \rangle$ for $\rho^0 \in \mathfrak{su}(3)$, we know that $\langle x \cdot \rho^0, x \rangle = 0$. Thus, $u^{l,m}(x)$ is always tangent to spheres centered around v_l or v_k and V_t will always preserve these spheres. Thus, $U_t^{l,m}(x)$ is also the rotation $\exp(t\rho_l^0)$ around v_l on $B_{\frac{1}{2}p_3}(v_l)$. Same reasoning shows that $U_t^{l,m}(x)$ is the rotation $\exp(t\rho_m^0)$ on $B_{\frac{1}{2}p_3}(v_m)$.

To sum it up, the diffeomorphism $U_1^{l,m}$ coincides with the identity map outside of $B_{\frac{3}{4}p_3}(v_l) \cup B_{\frac{3}{4}p_3}(v_m)$. And it rotates T_l and T_m , so that $P_1^l = P_1^m$ and $T_q C^l = T_{q'} C^l = x_1x_2x_3$ -plane for $q \in \gamma_1^l \setminus \{0\}$, $q' \in \gamma_1^m \setminus \{0\}$. Moreover, $\gamma_1^l \perp B_{\frac{p_3}{2}}(v_m)$ points towards the positive x_3 -direction and γ_1^m points towards the negative x_3 -axis. Also, since all the realizing collections stay in a ball of radius $\frac{p_3}{2}$ and are at least $2p_3$ away from each other, all the other realizing collections stays unchanged under $U_1^{l,m}$.

4.2.2. *Pushing other vertices away.* Now let $\nu_{l,m}$ be a unit vector orthogonal to the x_3 -axis. Take the slice of \mathbb{R}^2 in \mathbb{C}^6 , spanned by the x_3 axis and $\nu_{l,m}$. Call this slice book page $\{l, m\}$.

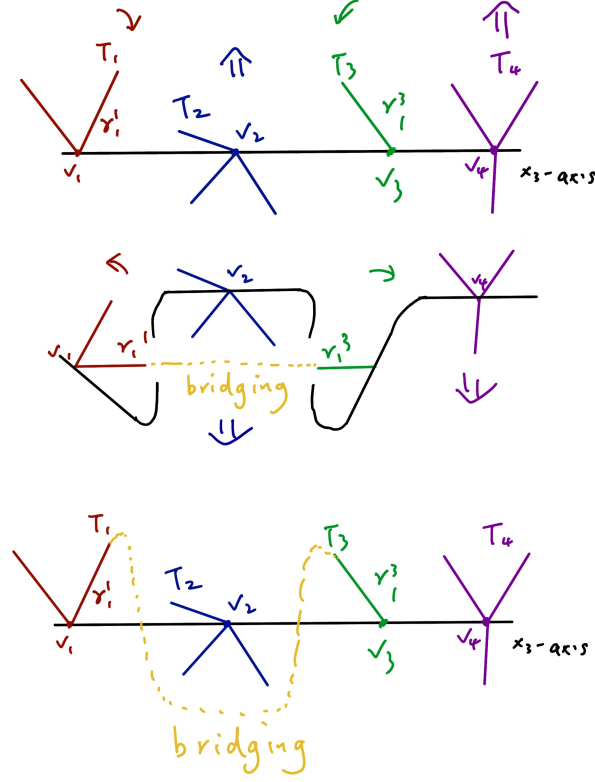


FIGURE 2. Pushing things around

Define the one parameter of diffeomorphisms W_t as generated by the vector field

$$(4.2) \quad w^{l,m}(x) = (1 - b(|x - v_l|^2))(1 - b(|x - v_m|^2))\nu_{l,m}$$

The effect of $W_t^{l,m}$ on \mathbb{C}^3 is simply pushing points outside of $B_{\frac{3}{4}p_3}(v_l) \cup B_{\frac{3}{4}p_3}(v_m)$ into the positive $\nu_{l,m}$ -direction, thus forcing all the other realizing collections to leave a t neighborhood of the x_3 -axis.

Now apply $W_{2p_3}^{l,m} \circ U_1^{l,m}$. As the effect, we have moved every realizing collection outside of T_l and T_m into the positive $\nu_{l,m}$ direction by $2p_3$, and also have rotated the realizing T_l and T_m into the right position for gluing along the rays γ_1^l and γ^m . Now we prolong the truncated $C^m \setminus B_{\frac{1}{2}p_3}(v_l)$ into C^m and $P_1^m \setminus B_{\frac{1}{2}p_3}(v_l)$ into P_1^m , and similarly for v_m , both around a small tubular neighborhood around the x_3 -axis, so that the prolonged cones and planes never intersect the other realizing planes in this tube. This is doable, since for each vertex, the planes all intersect trivially at the origin. Then we apply Proposition 3.8 with $r_0 = \frac{1}{2}p_3$ to glue C^m to C^l while keep everything calibrated by a form $\psi_{m,l}$ in a metric $g_{m,l}$ which coincides with the standard special Lagrangian form ϕ and the standard metric around ball of radius $\frac{p_3}{2}$ around v_k and v_l . Finally we apply $(U_1^{l,m})^{-1} \circ (W_{2p_3}^{l,m})^{-1}$, and pullback the form $\psi_{m,l}$ and the metric $g_{m,l}$ to $((U_1^{l,m})^{-1} \circ (W_{2p_3}^{l,m}))^{-1} B_{r_{l,m}}([v_l, v_m])$. This gives

a calibrated current bridging $C^m \cup P_1^m$ to $C^l \cup P_1^l$ and the singular set together forming the $E_{l,m}$.

Moreover, note that this curved $E_{l,m}$ stays in the book page $\{l, m\}$ and is at least $2p_3$ away from x_3 -axis on $(B_{p_3/2}(v_l) \cup B_{p_3/2}(v_m))^c$ and at least $\frac{3}{2}p_3$ away from all the other vertices. Thus if we shrink the gluing radius, we can ensure that the bridging current also stays at least p_3 away from x_3 -axis on $(B_{p_3/2}(v_l) \cup B_{p_3/2}(v_m))^{-1}$ and always at least p_3 away from all the other vertices.

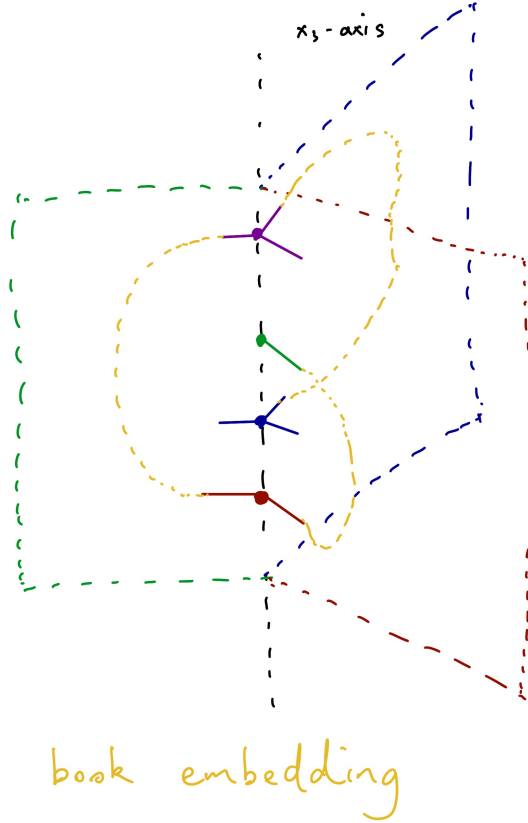


FIGURE 3. The book embedding of a graph (**Warning:** this is only a schematic representation up to twisted diffeomorphisms)

4.2.3. Induction for all edges. Now we want to repeat this process for every edge. We do it by induction. Suppose we have already constructed k different edges, which does not intersect along the bridging part. Moreover, suppose both $E_{l,m}$ and the bridging current stays at least p_3 away from x_3 -axis on $(B_{3p_3/4}(v_l) \cup B_{3p_3/4}(v_m))^c$ and always at least p_3 away from all the other vertices. (For our first edge, note that the diffeomorphism $U_1^{l,m}$ is identity when at least $3p_3/4$ away from v_l and v_m . The diffeomorphism $W_{2p_3}^{l,m}$ pushes everything at least $3p_3/4$ away, into the $\nu_{l,m}$ direction by $2p_3$.) Now suppose we want construct a new edge $E_{a,b}$. Again, using the elements of Lie algebra, we can construct a smooth diffeomorphism $U_1^{a,b}$ generated by smooth vector fields $u^{a,b}$ as in (4.1), that rotates the realizing

collection T_a, T_b into position ready for gluing. Suppose the two truncated rays for gluing are γ_1^a, γ_1^b .

Note that in this process, it is possible that some edge emitting from v_a, v_b might cross the x_3 -axis, on $(B_{p_3/2}(v_a) \cup B_{p_3/2}(v_b))^c$ (By induction hypothesis the bridging current emitting from other vertices will stay at least p_3 away from v_a, v_b , thus unchanged under $U_1^{a,b}$.)

We now need to choose a unit normal vectors $\nu_{a,b}$ to the x_3 -axis, in order to span the book page $\{a, b\}$ (slice of \mathbb{R}^2) together with the x_3 -axis.

LEMMA 4.2. *There exists an $\nu_{a,b}$, so that all the T_j and bridging parts only intersect book page $\{a, b\}$ along the x_3 -axis.*

PROOF. Let π_3 be the projection into the orthogonal complement of x_3 -axis. Then let π_5 be the projection from $\mathbb{R}^5 \setminus \{0\}$ to RP^4 , i.e., modulo scalar multiplication. Choosing $\nu_{a,b}$ up to equivalence of its span with x_3 -axis, amounts to choose an point $w \in RP^4$. Let S denote the support of all T_j and the bridging parts. Note that S is a union of 3-dimensional smooth manifolds with boundary and cone parts. Since $\pi_5 \circ \pi_3$ is a locally Lipschitz map, the Hausdorff dimension of $\pi_5 \circ \pi_3(S)$ is at most a 3. Thus, $\pi_5 \circ \pi_3(S)^c$ is non empty. For any point x in the complement of $\pi_5 \circ \pi_3(S)$, the corresponding plane spanned by the x_3 -axis and x cannot intersect S outside of the x_3 -axis. Thus, we can take any point in $\pi_5^{-1}(x) \cap S^4$. \square

Choose $\nu_{a,b}$ as in the above lemma. Then since the bridging parts coming from other edges are closed and do not intersect γ_1^a, γ_1^b , we deduce that their intersections with the book page are at least some small distance, say $\epsilon_{a,b}$, away from γ_1^a, γ_1^b , so that we can push everything in between away. Again we use a diffeomorphism W_t generated by vector fields like (4.2). However, the auxiliary function b has to be modified, with value 1 on $[-\frac{p_3}{4}, \frac{p_3}{4}]$, zero on $(-\infty, -\frac{(p_3+\epsilon_{a,b})^2}{4}] \cup [\frac{(p_3+\epsilon_{a,b})^2}{4}, \infty)$, and non-zero on $(-\frac{(p_3+\epsilon_{a,b})^2}{4}, -\frac{p_3}{4}) \cup (\frac{p_3}{4}, \frac{(p_3+\epsilon_{a,b})^2}{4})$. Moreover, the time with t_a is large enough, so that on the x_3 -axis in the page $\{a, b\}$, everything in $(B_{p_3/2+\epsilon_{a,b}}(v_a) \cup B_{p_3/2+\epsilon_{a,b}}(v_b))^c$ is pushed into the $\nu_{a,b}$ for at least $2p_3$. Now we do the gluing construction as in Proposition 3.8, and then pullback via $(W_{t_a}^{a,b} \circ U_1^{a,b})^{-1}$ to get the twisted bridging current in the page $\{a, b\}$ and satisfies all the induction hypothesis.

REMARK 9. Recall that in the gluing process, only two things happen: two planes are glued together and two cones are glued together. Note that G is connected in this section, so all cones are glued together with multiple bridges. We call this glued together conical surface Σ . The planes are only glued together pair by pair. Call these glued together pair of planes Q_j . Moreover, by shrinking the radius r of $B_r(G)$ in the Euclidean metric, we can ensure that Σ and Q_j are calibrated in $B_r(G)$ with respect to the new metric and calibration form. By Remark 6, we can assume that $\partial\Sigma$ and ∂Q_j are smooth surfaces.

To sum it up, we have proven the following.

PROPOSITION 4.3. *For any finite graph G , there exists an embedding of G into \mathbb{R}^6 , so that there exists a smooth metric g and a calibration form ψ with respect to g , both defined in a neighborhood of G . And G is the singular set of a ψ -calibrated*

current in metric g ,

$$T = \llbracket \Sigma \rrbracket \llcorner B_r(G) + \sum_l \llbracket Q_l \rrbracket \llcorner B_r(G),$$

where T coincides with a special Lagrangian current near each of its vertices. Each Q_l is smooth and Σ has isolated singularities modeled on special Lagrangian cones.

5. Adding dimensions to make the examples complete

Recall that in all previous sections (Proposition 3.8 and 4.3), the integral current $T = \llbracket \Sigma \rrbracket \llcorner B_r(G) + \llbracket Q_l \rrbracket \llcorner B_r(G)$ that we consider stay in a tubular neighborhood $B_r(G)$ of G , and have boundaries in $\partial B_r(G)$. In this section, we will show how to make the surfaces complete while keep them locally calibrated. The idea is very simple. We add more dimensions. First, take an open cover \mathcal{U} of \mathbb{R}^6 , which includes the open set $B_r(G)$ and $B_{4r}(G)$. Then we take a partition of unity subordinate to \mathcal{U} and construct a smooth Riemannian metric \bar{g} on $\mathbb{C}^3 \times \mathbb{R}$ which coincides with the standard metric outside of $B_{8r}(G)$, and coincide with g in $B_{\frac{r}{2}}(G)$.

Note that by Remark 9, Σ and all Q_j intersect $\partial B_r(G)$ at smooth 2-d surfaces $\partial \llbracket \Sigma \rrbracket \llcorner B_r(G)$ and $\partial(\llbracket Q_j \rrbracket \llcorner B_r(G))$. Moreover, we claim that such boundaries must be orientable. To see this, first note that each boundary component of orientable smooth manifolds must be orientable. This shows $\partial(\llbracket Q_j \rrbracket \llcorner B_r(G))$ is orientable. For, $\partial(\llbracket \Sigma \rrbracket \llcorner B_r(G))$, we just stay away from the cone points and notice that calibrated surfaces are naturally orientable. Thus, $\partial(\llbracket \Sigma \rrbracket \llcorner B_r(G))$ is also orientable by inserting the normal vector of the boundary into the calibration form.

Now we simply embed the \mathbb{C}^3 into a slice $\mathbb{C}^3 \times \{0\}$ of $\mathbb{C}^3 \times \mathbb{R}$. Let $(x, s) \in \mathbb{R}^6 \times \mathbb{R}$ denote the coordinates. We will first complete Σ . Take a truncated cylinder over $\partial(\llbracket \Sigma \rrbracket \llcorner B_r(G))$ in the positive direction in the last factor, i.e., embedding of $\partial(\llbracket \Sigma \rrbracket \llcorner B_r(G)) \times [0, 1]$ into \mathbb{R}^8 which is identity in coordinates. Now consider the slice of the surfaces in $\mathbb{C}^3 \times \{1\}$. By Theorem 6 in [30], we know that it is ambient isotopic to an embedding of an orientable surface in \mathbb{R}^3 , which clearly bounds an open set in \mathbb{R}^3 . Now reverse the ambient isotopy, which shows that the slice $\partial(\llbracket \Sigma \rrbracket \llcorner B_r(G)) \times \{1\}$ bounds a smooth 3-d manifold in $\mathbb{R}^6 \times \{1\}$, Σ' .

The union $\Sigma \cup \Sigma' \cup \partial \Sigma \times [0, 1]$ is a complete piecewise smooth surface. We now only need to smooth the two sharp edges $\partial \Sigma \times \{0\}$ and $\partial \Sigma \times \{1\}$. First let us deal with $\partial \Sigma \times \{0\}$. Let $c : \mathbb{R}^6 \times \mathbb{R}$ be a smooth function that vanishes on $B_r(G)$, non-zero on $B_r(G) \setminus B_{r/2}(G)$, and zero on $B_{r/2}(G)$. Consider the one parameter family of diffeomorphism V_t generated by $c(x)\partial_s$. The effect is pushing anything in $B_r(G) \setminus B_{r/2}(G)$ into the positive s -direction. Now we take a very large t . Then $V_t(\Sigma \cap B_r(G) \setminus B_{r/2}(G))$ is almost s -vertical, thus can be parametrized as a section in the normal bundle of $\partial \Sigma \times [0, 1]$. Then we glue this section to the zero section, which gives a smooth transition from $\Sigma \cap B_{r/2}(G)$ to $\partial \Sigma \times (\epsilon, 1]$, with some small ϵ . The construction is similar for $\partial \Sigma \times \{1\}$, with the vector field being $-c(x)\partial_s$. Denote the smoothified $\Sigma \cup \Sigma' \cup \partial \Sigma \times [0, 1]$ by $\bar{\Sigma}$. Note that $\bar{\Sigma}$ coincide with Σ in $B_{r/2}(G)$.

Then we repeat the construction for every Q_j and call the resulting smooth surface \bar{Q}_j . Again, \bar{Q}_j coincide with Q_j in $B_{r/2}(G)$. Since $\partial(\llbracket \Sigma \rrbracket \llcorner B_r(G))$ and $\partial(\llbracket Q_j \rrbracket \llcorner B_r(G))$

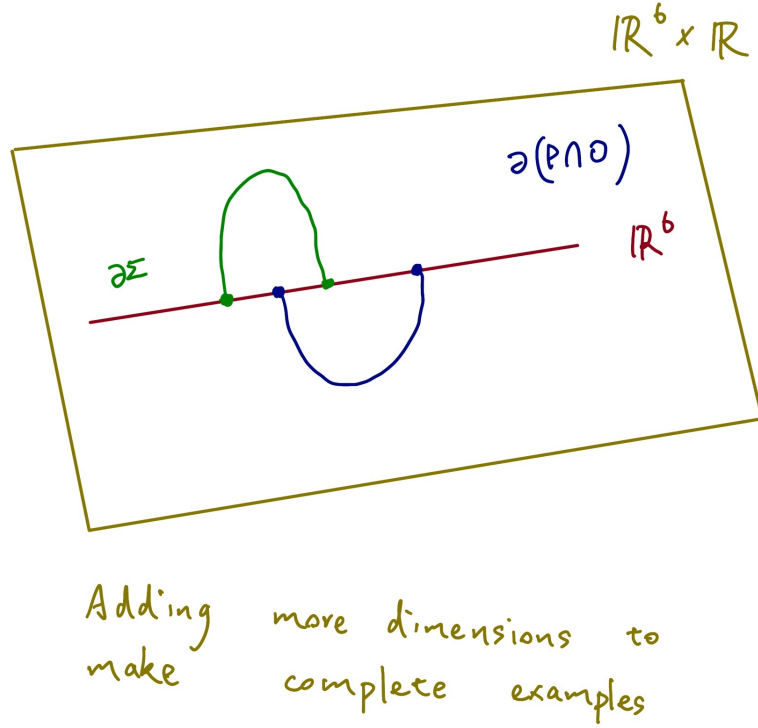


FIGURE 4. Adding dimensions

are all distinct, (the intersections of Σ and Q_j are precisely G). we deduce that the added cylindrical parts are disjoint for each Q_j and Σ .

Finally, we can simply apply Theorem 4.6 in [31] to $\llbracket \Sigma \rrbracket + \sum_j \llbracket Q_j \rrbracket$, to keep the completed surfaces calibrated in a neighborhood of $\llbracket \Sigma \rrbracket + \sum_j \llbracket Q_j \rrbracket$. (We will explain the details in the next subsection.) Thus, we have proven the following.

PROPOSITION 5.1. *There exists complete surfaces $\bar{\Sigma}$ and \bar{Q}_j in \mathbb{R}^8 , so that $\bar{\Sigma}$ coincide with $\Sigma \cap B_{r/2}(G)$ and \bar{Q}_j coincide with $Q_j \cap B_{r/2}(G)$ in $\mathbb{R}^6 \times \{0\}$. Moreover, $\llbracket \bar{\Sigma} \rrbracket + \sum_j \llbracket \bar{Q}_j \rrbracket$ is calibrated in a smooth metric around a neighborhood of its support.*

5.1. Remarks on the techniques in [31] used in the proof. We just make references to the proof of Theorem 4.6 in [31] in the previous subsection. Zhang's work is very flexible and powerful. He essentially proves the following: suppose we have a calibrated current T in $B_\epsilon(0)$, whose singular set is compactly contained in $B_{\frac{\epsilon}{2}}(0)$, then we can glue any smooth compact surface to which transition smoothly to T in the annulus $B_\epsilon(0) \setminus B_{\frac{\epsilon}{2}}(0)$, while keeping the newly minted surface still calibrated in a neighborhood, as long as the orientation of T and the glued surface coincides. Also, he uses the geodesic annuli only for the fact that the calibration form is not only closed but also exact. Thus, we can use any domains that are smoothly diffeomorphic to balls and transition in some part diffeomorphic to annuli. Notice that a tubular neighborhood around a tree will always be diffeomorphic to a ball if we choose the radius carefully enough. Thus, to apply Theorem 4.6 in [31] to the previous subsection, we simply regard $B_{\frac{\epsilon}{2}}(0)$ as a smaller tubular neighborhood of G than $B_r(G)$, and notice that the fill-in surfaces are distinct from each other outside of $B_r(G)$. Then we construct the calibrations from the normal bundle of the two fill-in surfaces separately.

For Zhang's approach, the calibration on the newly glued part comes from the natural calibration in the normal bundle of the surface. The only caveat is that we cannot make infinite topology or anything that makes the normal exponential map not injective in any neighborhood. We will continue to use his theorem in this form several times in the coming chapters.

6. Bridging of n disjoint surfaces

We will show in this section how to use necks of the form $[-1, 1] \times S^2$ to connect several copies of $\llbracket T \rrbracket$ to make a connected irreducible surface that singular set consisting of precisely n segments or a disjoint union of n finite graphs. The following is essentially a lemma on how to make calibrated connected sums.

LEMMA 6.1. *Suppose we have two locally area minimizing k -dimensional currents W and T with multiplicity 1 a.e., in a (possibly incomplete) Riemannian manifold, and calibrated by some exact form ψ in a neighborhood of their support. Suppose some interior regular points q on W and q' on T can be connected by a smooth path in the manifold. Remove two small k -disk around q and q' on W and T , and then connect the boundary we have just created by using a neck $S^{k-1} \times [-1, 1]$ without intersecting W or T . Suppose we can orient the bridged current $\llbracket \Sigma \rrbracket$ so that on the parts where it coincides with W and T , it restricts to $\llbracket W \rrbracket$ and $\llbracket T \rrbracket$. Then $\llbracket \Sigma \rrbracket$ is calibrated by a modified form $\bar{\psi}$ in a perturbed metric.*

REMARK 10. The assumption of ψ being exact is very essential here. The removed part and the connecting cylinder here is not rigid. As long as one can connect these two by removing some smooth part and bridging using some smooth manifold, then the proof still works.

PROOF. Now, take a slightly larger neighborhood of the cylinder, so that the intersection of Σ with this region is still a tube, but include some portions of T

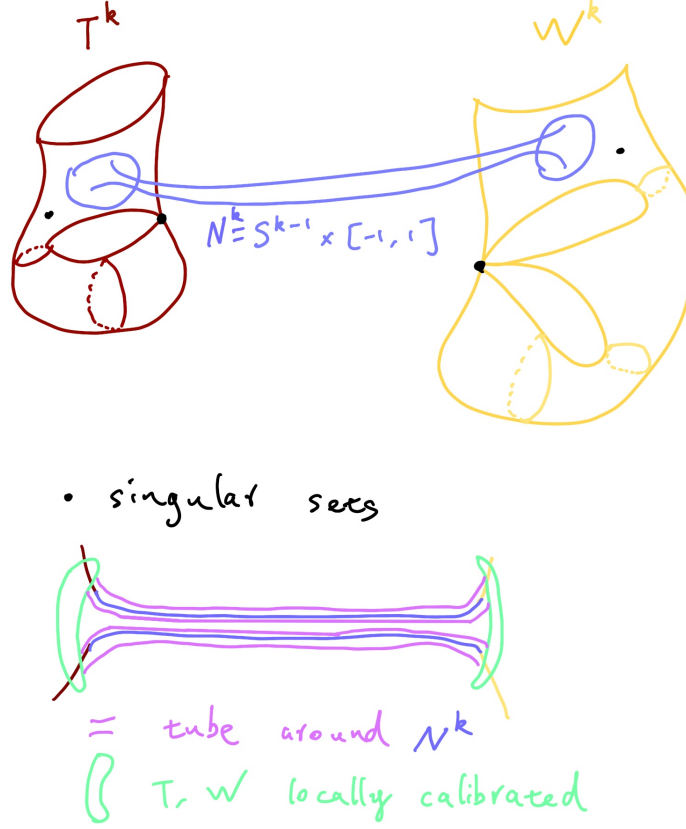


FIGURE 5. Bridging using necks

and W that are calibrated. Note that if we go further past the newly created boundaries, Σ is smooth and calibrated by the exact form ψ . We use arguments like Theorem 4.6 in [31] here to change the metric and producing an exact form $\bar{\psi}$ near the cylinder and calibrates the cylinder. Roughly speaking, we use the calibration from the normal bundle and then transition smoothly. \square

Now, suppose we have n not necessarily distinct connected finite graphs G_j . (If one of the graphs consist of only one point. Then simply take the Harvey-Lawson cone and then run a similar argument in Section 5 to make it complete and calibrated.) First, we invoke Proposition 4.3 to get for each G_j , a collection of surfaces $\bar{\Sigma}_j^j$ and \bar{Q}_k^j in \mathbb{R}^8 so that $\llbracket T_j \rrbracket = \llbracket \bar{\Sigma}_j^j \rrbracket + \sum_j \llbracket \bar{Q}_k^j \rrbracket$ is calibrated in a neighborhood of their support in some smooth metric. Since all surfaces are compact, we can tile them in $\mathbb{R}^6 \times \mathbb{R}$ along the the s -axis (i.e., the last axis), without intersecting each other. Then use a partition of unity to extend the metric out to a smooth metric in a large enough ball $B_{N_0}(0)$ that includes all T_j . The orientations of $\bar{\Sigma}_j^j$ and \bar{P}_j are all compatible with each other, since at least some smooth part of each is calibrated by the special Lagrangian form in \mathbb{R}^6 , extending constantly over the newly added direction s . Now we can connect all the $\llbracket \bar{Q}_k^j \rrbracket$ and $\bar{\Sigma}_j^j$, for all j, k ,

together using Lemma 6.1 with necks connecting those parts still calibrated by the special Lagrangian form, while keeping them calibrated in a neighborhood. This will make the current irreducible as in Definition 2.1. By now, we have proven the following.

PROPOSITION 6.2. *There exists a smooth metric in a very large ball $B_{N_0}(0)$ in \mathbb{R}^7 , so that there is an irreducible current $[[T]]$, calibrated by some form ψ in a neighborhood of its support. Moreover, the singular set of $[[T]]$ consists of n prescribed connected disjoint finite graphs $\{G_j\}$.*

7. Proof of Theorem 1.1 and 1.2

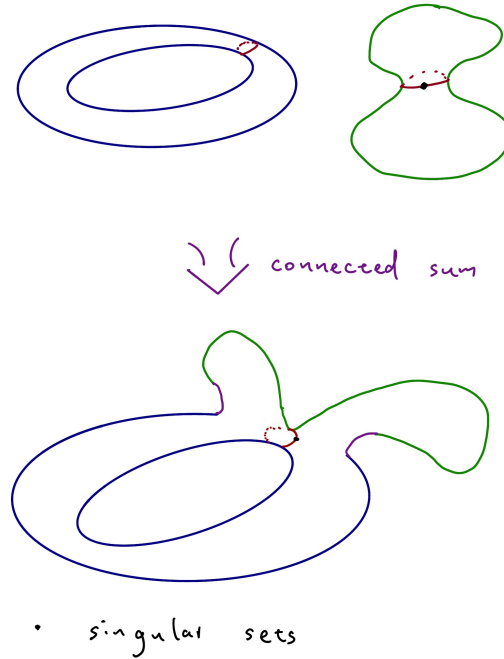


FIGURE 6. Simultaneous connected sum

Now, we are very close to the proof of Theorem 1.1. We have the surface complete, irreducible, and have the singular set we want. The only two caveats are that,

1. it is not homologically nontrivial, as we are in \mathbb{R}^7
2. the calibration is only in a neighborhood.

To get over these two, again we use works of Zhang. First, realize the ball $B_{N_0}(0)$ in Proposition 6.2 as half of S^7 , and then make the metric complete by partition of unity. (The open cover consists of the two half-spheres, and a collar neighborhood of the great hypersphere. The metric is taken to be the standard one on the other

half-sphere.) Now, take any closed manifold 7-dimensional manifold with nontrivial H_3 , e.g., $S^3 \times \{\text{point}\} \subset S^3 \times S^4$. By Section 2 of [32], we can make simultaneous connected sum of T with $S^3 \times \{\text{point}\}$ and S^7 with $S^3 \times S^4$. Again the connected sum happens around the smooth part of T , and we can use the same argument as Theorem 4.6 in [31] to make $T \# S^3$ locally calibrated in $S^7 \# S^3 \times S^4$. Note that $T \# S^3$ must be homologically nontrivial. This resolves the first caveat. To resolve the second, we apply Corollary 4.9 in [31] or Theorem 4.1 in [32], and we are done.

Appendix A. Basic facts about immersion of Riemannian submanifolds

First, we recall the following facts for calculating second fundamental form. We follow Einstein's summation conventions.

Let f an immersion from the unit ball $B_1^m(0) \subset \mathbb{R}^m$ to \mathbb{R}^{m+k} be an immersion. We will calculate the second fundamental of $f(B_1(0))$ pointwise in terms of the coordinate in \mathbb{R}^m . First, let $v_j = f_*(\partial_j)$ be the pushforward of the basis on \mathbb{R}^m . We have $v_j = (\partial_j f^\alpha) \partial'_\alpha$. (Here we use ∂_j to denote the standard basis on \mathbb{R}^m and ∂'_α be the standard basis on \mathbb{R}^{m+k} .) The metric coefficients in v_j are $g_{ij} = \langle v_i, v_j \rangle$. Now, it suffices to calculate the covariant derivative $\nabla_{v_i} v_j$. We will use $[f(p)]$ to denote a function (or vector) is evaluated at (the tangent space of) that point. For every point $x \in B_1^m(0)$, we have

$$\begin{aligned} \nabla_{v_i[f(x)]} v_j[f(x)] &= \nabla_{\partial_i f^\alpha[x] \partial'_\alpha[f(x)]} \partial_j f^\beta[x] \partial'_\beta[f(x)] \\ &= \partial_i f^\alpha[x] \partial'_\alpha[f(x)] (\partial_j f^\beta[x]) \partial'_\beta[f(x)] + \partial_i f^\alpha[x] \partial_j f^\beta[x] \nabla_{\partial'_\alpha[f(x)]} \partial'_\beta[f(x)] \\ &= f_* \partial_i[f(x)] (\partial_j f^\beta[x]) \partial'_\beta[f(x)] + 0 \\ &= \partial_i[x] (\partial_j f^\beta[x]) \partial'_\beta[f(x)] \\ &= \partial_i \partial_j f^\beta \partial'_\beta. \end{aligned}$$

Thus, for any normal vector n , the second fundamental form $A(v_i, v_j)$ at $f(x)$ of $f(B_1(0))$ is

$$\begin{aligned} \langle A(v_i, v_j), n \rangle &= \langle \nabla_{v_i[f(x)]} v_j[f(x)], n \rangle \\ &= \langle \partial_i \partial_j f^\beta \partial'_\beta, n^\alpha \partial'_\alpha \rangle \\ &= \partial_i \partial_j f^\beta n^\beta. \end{aligned}$$

The mean curvature H is

$$\langle H, n \rangle = g^{ij} \langle A(v_i, v_j), n \rangle = g^{ij} \partial_i \partial_j f^\beta n^\beta.$$

Appendix B. Proof of Lemma 3.7

Recall that we only need to calculate $\dim d \ker \lambda$, the dimension of the Lie algebra of the invariant group of ϕ , with ϕ being the special Lagrangian 3-form,

$$\phi = \Re dz_1 \wedge dz_2 \wedge dz_3 = dx_1 \wedge dx_2 \wedge dx_3 - dy_1 \wedge dy_2 \wedge dx_3 - dx_1 \wedge dy_2 \wedge dy_3 - dy_1 \wedge dx_2 \wedge dy_3.$$

To simplify the notation, sometimes we will also use ∂_j to denote ∂_{x_j} and use Roman numerals to indicate y_j -vectors. For example $\partial_{II} \equiv \partial_{y_2}$. We will let the coordinate be $(x_1, \dots, x_3, y_1, \dots, y_3)$, with identification $z_j = x_j + iy_j$. We will number the coordinates by $1, 2, 3, I, II, III$. Suppose $d\lambda(h) \equiv 0$. Note that $d\lambda(h)$ is still an exterior form, so we only have to verify the zero condition on the basis of $\bigwedge^3(\mathbb{R}^6)$.

We will list the 20 equations below. The notation is as follows $h_{1,III}$ means the $\langle h\partial_{y_3}, \partial_{x_1} \rangle$. The four basis in ϕ are

$$123, -1(II)III, -I2III, -I(II)3.$$

The equations are

$$\begin{aligned}
 123 : h_{1,1} & + h_{2,2} + h_{3,3} & & = 0, \\
 12I : h_{III,1} & & + h_{3,I} & = 0, \\
 12II : & h_{III,2} & + h_{3,II} & = 0, \\
 12III : -h_{I,1} & -h_{II,2} & & + h_{3,III} = 0, \\
 13I : -h_{II,1} & & + h_{2,I} & = 0, \\
 13II : h_{I,1} & + h_{III,3} & - h_{2,II} & = 0, \\
 13III : & -h_{II,3} & & - h_{2,III} = 0, \\
 1I(II) : -h_{3,1} & & + h_{III,I} & = 0, \\
 1I(III) : h_{2,1} & & - h_{II,I} & = 0, \\
 1II(III) : -h_{1,1} & & - h_{II,II} & - h_{III,III} = 0, \\
 23I : & -h_{II,2} - h_{III,3} & + h_{1,I} & = 0, \\
 23II : & h_{I,2} & - h_{1,II} & = 0, \\
 23III : & h_{I,3} & & - h_{1,III} = 0, \\
 2I(II) : & -h_{3,2} & + h_{III,II} & = 0, \\
 2I(III) : & h_{2,2} & + h_{I,I} & + h_{III,III} = 0, \\
 2(II)(III) : & -h_{1,2} & + h_{I,II} & = 0, \\
 3I(II) : & -h_{3,3} & - h_{I,I} - h_{II,II} & = 0, \\
 3I(III) : & h_{2,3} & & - h_{II,III} = 0, \\
 3II(III) : & -h_{1,3} & & - h_{1,III} = 0, \\
 I(II)III : & & - h_{1,I} - h_{2,II} & - h_{3,III} = 0.
 \end{aligned}$$

One can verify that the only terms that appear twice are

$$h_{1,1}, h_{I,1}, h_{2,2}, h_{II,2}, h_{3,3}, h_{III,3}, h_{1,I}, h_{I,I}, h_{2,II}, h_{II,II}, h_{3,III}, h_{III,III}.$$

However, any term that appears twice involves two equations that only have that term in common. Thus, the rank is 20, equal to the number of equations. This verifies that $\dim \ker d\lambda = \dim GL(\mathbb{R}^6) - \dim \bigwedge^3(\mathbb{R}^6)$.

REMARK 11. Professor Camillo De Lellis has pointed out that the same argument as above works for the associative 3-form. What happens for the other cases? For $k = 0, n$, we have not much to say, as the corresponding degree exterior forms are of only dimension 1. For $k = 2$, this dimension counting is true for symplectic forms, and partially explains the Darboux theorem. Let $\kappa(k, n) = \dim GL(\mathbb{R}^n) - \dim \bigwedge^k(\mathbb{R}^n)$. $\kappa > 0$ is indeed a somewhat rare condition for large k , as $\dim \bigwedge^k(\mathbb{R}^n) \sim n^{n-k}/k!$, while $\dim GL(\mathbb{R}^n) = n^2$. Indeed we have

$$\kappa > 0 \text{ if and only if } \begin{cases} n \leq 7, \\ \text{or } k = 0, 1, 2, n-2, n-1, n, \\ \text{or } n = 8, k \neq 4. \end{cases}$$

Appendix C. Calculations of Lemma 3.2

The calculations are done as follows. Since C is conical, to calculate the number of intersecting rays of C and any special Lagrangian plane, it suffices to consider the intersection points of the link F with the plane. Moreover, by Theorem 0.2 in [9], F can only intersect a special Lagrangian plane along finitely many points.

Note that F is the variety determined by the following equations

$$(C.1) \quad \begin{cases} z_1 z_2 z_3 = \frac{1}{3\sqrt{3}}, \\ |z_1|^2 = |z_2|^2 = |z_3|^2 = \frac{1}{3}. \end{cases}$$

Thus, we have to calculate the number of points on the plane $P(\tau, \theta) \cdot \pi_0$ satisfying (C.1).

The plane $P(\tau, \theta) \cdot \pi_0$ is spanned by its rows, so any vector therein can be represented as

$$\begin{aligned} v &= \begin{pmatrix} a & b & c \end{pmatrix} \cdot P(\tau, \theta) \cdot \pi_0 \\ &= \begin{pmatrix} \frac{a}{\sqrt{3}} + \frac{i (be^{it} \cos(s) - ce^{-it} \sin(s))}{\sqrt{2}} + \frac{i (be^{it} \sin(s) + ce^{-it} \cos(s))}{\sqrt{6}} \\ \frac{a}{\sqrt{3}} - i\sqrt{\frac{2}{3}} (be^{it} \sin(s) + ce^{-it} \cos(s)) \\ \frac{a}{\sqrt{3}} - \frac{i (be^{it} \cos(s) - ce^{-it} \sin(s))}{\sqrt{2}} + \frac{i (be^{it} \sin(s) + ce^{-it} \cos(s))}{\sqrt{6}} \end{pmatrix}, \end{aligned}$$

where $a, b, c \in \mathbb{R}$. We only have to substitute the coordinates of v into C.1 and look for solutions. Moreover, note that $\|v\|^2 = a^2 + b^2 + c^2$, and F sits inside the unit ball. Thus, it suffices to look for $|a|, |b|, |c| < 2$. The rest is very tedious calculation. We will provide a Mathematica program that can verify our calculations. The code is attached at the end of the document.

References

- [1] Frederick J. Almgren, Jr. *Almgren's big regularity paper. Q-valued functions minimizing Dirichlet's integral and the regularity of area-minimizing rectifiable currents up to codimension 2*. With a preface by Jean E. Taylor and Vladimir Scheffer. World Scientific Monograph Series in Mathematics, 1. World Scientific Publishing Co., Inc.
- [2] Robert L. Bryant, private communication.
- [3] Robert L. Bryant, *SO(n)-Invariant Special Lagrangian Submanifolds of \mathbb{C}^{n+1} with Fixed Loci*, Chinese Annals of Mathematics, Series B volume 27, pages95–112 (2006)
- [4] Sheldon Xu-Dong Chang, *Two-dimensional area minimizing integral currents are classical minimal surfaces*, J. Amer. Math. Soc. 1 (1988), no. 4, 699–778.
- [5] Camillo De Lellis, private communication.
- [6] C. De Lellis; G. De Philippis; J. Hirsch, *Nonclassical minimizing surfaces with smooth boundary*, To appear in Journal of Differential Geometry
- [7] C. De Lellis; G. De Philippis; J. Hirsch; A. Massaccesi, *On the boundary behavior of mass-minimizing integral currents*, available at <https://www.math.ias.edu/delellis/node/148>,
- [8] C. De Lellis; J. Hirsch; A. Marchese; S. Stuvard, *Regularity of area minimizing currents mod p*, to appear in Geometric and Functional Analysis
- [9] C. De Lellis; E. Spadaro, *Regularity of area-minimizing currents I: L^p gradient estimates*, Geom. Funct. Anal. 24 (2014), no. 6,
- [10] C. De Lellis; E. Spadaro, *Regularity of area-minimizing currents II: center manifold*, Ann. of Math. (2) 183 (2016), no. 2, 499–575.
- [11] C. De Lellis; E. Spadaro, *Regularity of area-minimizing currents III: blow-up*, Ann. of Math. (2) 183 (2016), no. 2, 577–617. Geom. Funct. Anal. 24 (2014), no. 6, 1831–1884.

- [12] C. De Lellis; E. Spadaro; L. Spolaor, *Uniqueness of tangent cones for 2-dimensional almost minimizing currents*, Comm. Pure Appl. Math. 70, 1402–1421
- [13] C. De Lellis; E. Spadaro; L. Spolaor, *Regularity theory for 2-dimensional almost minimal currents I: Lipschitz approximation*, Trans. Amer. Math. Soc. 370 (2018), no. 3, 1783–1801
- [14] C. De Lellis; E. Spadaro; L. Spolaor, *Regularity theory for 2-dimensional almost minimal currents II: branched center manifold*, Ann. PDE 3 (2017), no. 2, Art. 18, 85 pp.
- [15] C. De Lellis; E. Spadaro; L. Spolaor, *Regularity theory for 2-dimensional almost minimal currents III: blowup* To appear in Jour. Diff. Geom.
- [16] Alfred Gray *Tubes*. Second edition. With a preface by Vicente Miquel. Progress in Mathematics, 221. Birkhäuser Verlag, Basel, 2004.
- [17] Brian C. Hall, *Lie Groups, Lie Algebras, and Representations: An Elementary Introduction*, Graduate Texts in Mathematics, 222 (2nd ed.), Springer, 2015
- [18] Reese Harvey; H. Blaine Lawson, Jr. *Calibrated geometries*. Acta Math. 148 (1982),
- [19] Reese Harvey; H. Blaine Lawson, Jr. *Calibrated foliations (foliations and mass-minimizing currents)*. Amer. J. Math. 104 (1982), no. 3, 607–633.
- [20] Herbert Federer, *Geometric Measure Theory* Springer, New York, 1969.
- [21] Herbert Federer, *The singular sets of area minimizing rectifiable currents with codimension one and of area minimizing flat chains modulo two with arbitrary codimension*. Bull. Amer. Math. Soc. 76 (1970), 767–771.
- [22] Dominic Joyce; *Lectures on special Lagrangian geometry*. Global theory of minimal surfaces, 667–695, Clay Math. Proc., 2, Amer. Math. Soc., Providence, RI, 2005.
- [23] John M. Lee, *Introduction to smooth manifolds*. Second edition. Graduate Texts in Mathematics, 218. Springer, New York, 2013.
- [24] Frank Morgan, *On the singular structure of two-dimensional area minimizing surfaces in R^n* . Math. Ann. 261 (1982), no. 1
- [25] Aaron Naber, Daniele Valtorta, *The singular structure and regularity of stationary varifolds*, J. Eur. Math. Soc., Volume 22, Issue 10, 2020
- [26] Barrett O'Neill, *Semi-Riemannian geometry*. With applications to relativity. Pure and Applied Mathematics, 103. Academic Press, Inc.
- [27] Leon Simon, *Lectures on Geometric Measure Theory*, Proceedings for the Centre for Mathematical Analysis, Australian National University, Canberra, 1983.
- [28] Leon Simon, *Stable minimal hypersurfaces in \mathbb{R}^{N+1+l} with singular set an arbitrary closed K in $0 \times \mathbb{R}^l$* , available at <https://arxiv.org/abs/2101.06401>
- [29] Brian White, *Tangent cones to two-dimensional area-minimizing integral currents are unique*, Duke Math. J. 50 (1983), no. 1, 143–160.
- [30] Hassler Whitney, *Differentiable manifolds*. Ann. of Math. (2) 37 (1936), no. 3, 645–680.
- [31] Yongsheng Zhang, *On extending calibration pairs*. Adv. Math. 308 (2017), 645–670.
- [32] Yongsheng Zhang *On realization of tangent cones of homologically area-minimizing compact singular submanifolds*. J. Differential Geom. 109 (2018), no. 1, 177–188.
- [33] Poincaré lemma, nLab, available at <https://ncatlab.org/nlab/show/Poincar%C3%A9+lemma>