

Deflation algorithm for the Green function of quasi-1D lattices

Pablo San-Jose¹

¹*Instituto de Ciencia de Materiales de Madrid, Consejo Superior de Investigaciones Científicas (ICMM-CSIC), Madrid, Spain*
(Dated: May 18, 2021)

We derive a method to efficiently compute the Green function of on arbitrary Hamiltonians defined on semi-infinite and periodic quasi-one-dimensional lattices. Computing the Green function is the backbone of quantum transport, electronic structure or linear response computations. Our method constitutes a “deflation optimization” of a well established algorithm often used in quantum transport that is based on generalized Schur factorizations of the linearized quadratic eigenvalue equation for the transfer matrix. Our deflation optimization may greatly reduce the number of degrees of freedom that must be processed in the Schur factorization. Deflation must be supplemented by a Jordan-block reconstruction of generalized eigenvectors, also developed here in detail. The overhead of deflation plus reconstruction is minimal as compared to the typical reduction in factorization runtime. Furthermore, by avoiding inverses of ill-conditioned matrices, the algorithm remains numerically stable.

A basic pillar of computational condensed matter physics is the retarded Green function of electrons^{1–3}. This quantity, denoted here as $G^r(t' - t)$ (in the time domain) or $G^r(\omega)$ (in the frequency domain), represents the causal propagation in a given time interval $t' - t$ of quantum particles or waves between two points in a stationary system. For numerical purposes, the system is often modeled using a tight-binding-like Hamiltonian on a lattice (constructed either ab-initio or phenomenologically). The non-equilibrium transport properties of the system without interactions or its spectral density, to name just two important examples, can be expressed fully in terms of G^r . The powerful Keldysh Green function formalism allows to cleanly extend non-interacting results to systems with interactions, in or out of equilibrium^{2,4–8}. Accurate and performant methods to compute G^r are a critical part in all these techniques.

When computing the retarded Green function directly in the frequency domain $G^r(\omega)$ (the form most relevant to steady-state transport or spectral density simulations – see e.g. Refs. 9 and 10 for alternative real-time approaches), numerical methods can be broadly classified into two groups: full-band and single-shot. In the first group one obtains $G^r(\omega)$ at all values of ω simultaneously. Prominent examples are the Tetrahedron Method^{11–16}, that computes the non-interacting $G^r(\omega)$ from a sampling of the bandstructure of a periodic system, or the Kernel Polynomial Method^{17–19}, that uses Chebyshev expansion of functions of the system Hamiltonian, also without interactions. In both a price is paid in accuracy that can be reduced by increasing the sampling precision of the bandstructure or increasing the order of the expansion, respectively. In contrast, single-shot approaches^{20,21} can typically compute $G^r(\omega)$ exactly (i.e. within machine precision), possibly in the presence of many-body self-energy corrections, at the expense of requiring one independent computation per frequency ω . These are usually the preferred methods in normal transport and low-energy electronic structure simulations, wherein only electrons close to the Fermi energy are relevant. Of particular interest for mesoscopic

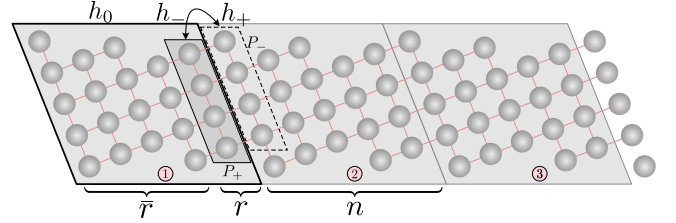


FIG. 1. Sketch of a generic periodic quasi-1D lattice. Each shaded circle represents an orbital, with red lines representing arbitrary hoppings. There are n orbitals in each unit cell. h_0 is the $n \times n$ intracell Hamiltonian matrix. An r -dimensional orbital subspace P_+ in each unit cell (dark gray box) is coupled through h_+ to the neighboring unit cell on the right (intercell hoppings), while h_- , typically the adjoint of h_+ , couples a subspace P_- (dashed box) to the neighboring unit cell on the left. The self-energy in the first unit cell Σ_{11}^r is concentrated on P_+ . When computing the Green function between any two orbitals in the lattice, the deflation technique effectively eliminates the \bar{r} -dimensional subspace orthogonal to P_+ from the problem.

transport are single-shot algorithms for periodic, quasi-one-dimensional (quasi-1D) systems, that allow to integrate out the semi-infinite quasi-1D leads connecting the system to electronic reservoirs^{22,23}.

In this paper we present a “deflation” technique that can substantially speed up the performance of one of the most common single-shot method for periodic quasi-1D systems, dubbed here the Schur method²³, that is used in several numerical libraries for quantum transport^{24,25}. The core of this method is a generalized Schur factorization (also known as QZ decomposition) of a linearized version of the Dyson equation for the transfer matrix. We show that in many cases of interest a potentially large subspace of electronic orbitals can be eliminated (“deflated”) before the main Schur factorization step, which then becomes substantially faster due to its $O(n^3)$ complexity in the number n of orbitals in the lead unit cell. The deflation pre-processing needs to be supplemented

with a generalized eigenvector computation in a post-processing step that reconstructs any generalized eigenvectors that are lost to deflation. The overhead added by the pre-processing and post-processing steps are found to be typically negligible as compared to the runtime gains in the central Schur step.

I. THE SCHUR METHOD

Before developing the deflation and generalized eigenvector algorithms, we will first summarize the basic Schur method as developed in Ref. 23. The Schur method solves, at each fixed ω , the self-consistent Dyson equation $G^r(\omega) = g_0(\omega) + g_0(\omega)\Sigma^r(\omega)G^r(\omega)$ of a semi-infinite periodic lattice (a *lead* in transport simulations, see Fig. 1). Here $g_0(\omega) = (\omega + i\eta - h_0)^{-1}$ is the $n \times n$ Green function matrix of an isolated, n -orbital lead unit cell, of Hamiltonian h_0 , and $\Sigma^r(\omega)$ is the self-energy due to the coupling h_+ (h_-) of each unit cell to its right (left) neighboring cells²⁶. If we project the Dyson equation onto the first (leftmost) unit cell of the semi-infinite lead, we have $G_{11}^r = g_0^r + g_0^r \Sigma_{11}^r G_{11}^r$ (we omit the ω dependences for brevity), or equivalently

$$(g_0^{-1} - h_- G_{11}^r h_+) G_{11}^r = 1 \quad (1)$$

where $\Sigma_{11}^r = h_- G_{11}^r h_+$ is the self-energy induced on the first unit cell by the remaining unit cells, and G_{11}^r denotes the retarded Green function matrix between any two sites in the first unit cell. We rewrite this equation by multiplying with h_+ on the right and by defining the retarded transfer matrix $T^r = G_{11}^r h_+$,

$$h_+ - g_0^{-1} T^r + h_- (T^r)^2 = 0 \quad (2)$$

If we assume T^r is diagonalizable (which is not the case in general, as will be discussed below), we can write

$$T^r = G_{11}^r h_+ = \Phi^r \Lambda^r (\Phi^r)^{-1}, \quad (3)$$

where Φ^r is an $n \times n$ invertible matrix with the proper eigenvectors ϕ_i of T^r as columns, and Λ^r is a diagonal matrix with eigenvalues λ_i in the diagonal, so that $T^r \phi_i = \lambda_i \phi_i$ for each eigenpair ϕ_i, λ_i . By combining Eqs. (2) and (3), we see that all eigenpairs ϕ, λ satisfy a quadratic eigenvalue equation

$$(h_+ - g_0^{-1} \lambda + h_- \lambda^2) \phi = 0 \quad (4)$$

The transfer matrix also needs to satisfy *retarded* boundary conditions, which corresponds to a finite $\lim_{m \rightarrow \infty} (T^r)^m$. This restricts the allowed (complex) eigenvalues λ to lie on the unit circle or inside, $|\lambda| \leq 1$. If we rewrite $\lambda = e^{ik a_0}$, where a_0 is the lead lattice period and k is a real or complex wavevector, we may interpret Eq. (4) above as the Bloch equation for propagating ($|\lambda| = 1$), right-evanescent ($|\lambda| < 1$) or left-evanescent ($|\lambda| > 1$) solutions at energy ω on an infinite version (instead of semi-infinite) of the lead lattice. To preserve

causality we must restrict Φ^r to solutions with $|\lambda| \leq 1$, and among propagating ones ($|\lambda| = 1$) keep only those with *positive* group velocity. These can be shown²³ to become evanescent when ω acquires a small and positive imaginary part $i\eta$, as in the definition of $g_0(\omega)$. In practice, then, we define Φ^r simply as the set of eigenvectors with $|\lambda| < 1$ when $\eta \rightarrow 0^+$.²⁷ Assuming we can find n such linearly independent retarded solutions (this is possible when T^r is diagonalizable), Φ^r will be a full-rank, invertible matrix, which allows to build T^r using Eq. (3) and solves the problem of finding G_{11}^r through Eq. (1),

$$\begin{aligned} G_{11}^r &= (g_0^{-1} - \Sigma_{11}^r)^{-1} \\ \Sigma_{11}^r &= h_- T^r = h_- \Phi^r \Lambda^r (\Phi^r)^{-1} \end{aligned} \quad (5)$$

With G_{11}^r we can also reconstruct G_{NM}^r between any two unit cells N and M , as explained in Appendix A.

The problem then reduces to finding all retarded solutions of Eq. (4). A powerful and quite common approach is to linearize the $n \times n$ quadratic eigenvalue problem into a $2n \times 2n$ generalized but linear eigenvalue problem $A\psi = \lambda B\psi$. This is done using one of several possible linearization transformations. The so-called first-companion linearization is probably simplest, and takes the following form

$$\left[\overbrace{\begin{pmatrix} 0 & 1 \\ -h_+ & g_0^{-1} \end{pmatrix}}^A - \lambda \overbrace{\begin{pmatrix} 1 & 0 \\ 0 & h_- \end{pmatrix}}^B \right] \overbrace{\begin{pmatrix} \phi \\ \chi \end{pmatrix}}^\psi = (A - \lambda B)\psi = 0 \quad (6)$$

Each advanced $|\lambda| > 1$ or retarded $|\lambda| < 1$ solution to the above corresponds to one and only one solution of the original quadratic eigenvalue problem, where $\chi = \lambda\phi$. At a low level, numerical libraries such as LAPACK²⁸ compute the eigenpairs λ, ψ in two steps. First, a generalized Schur (or QZ) factorization of A, B ,

$$A - \lambda B = Q(S_A - \lambda S_B)Z^\dagger, \quad (7)$$

does the heavy lifting of finding unitary $2n \times 2n$ matrices Q and Z that transform A and B into *upper triangular* matrices S_A and S_B , respectively. The diagonals α_i and β_i of S_A and S_B can be shown to yield the eigenvalues $\lambda_i = \alpha_i/\beta_i$. The Schur factorization is numerically stable, and once obtained, efficient routines exist that can transform it into an equivalent Schur form with reordered diagonals of S_A, S_B , wherein retarded eigenvalues ($|\alpha_i| < |\beta_i|$) appear before advanced eigenvalues. Then, a backsubstitution stage is used for each λ to find the ψ eigenvectors one by one. The resulting retarded and advanced eigenvectors ψ can be written as the columns of the matrix $\Psi = ZR$, where R is the backsubstitution upper-triangular matrix. If the factorization was reordered with retarded solutions coming first, we have

$$\Psi = \begin{pmatrix} \Phi^r & \Phi^a \\ \Phi^r \Lambda^r & \Phi^a \Lambda^a \end{pmatrix} = \begin{pmatrix} Z_{11} & Z_{12} \\ Z_{21} & Z_{22} \end{pmatrix} \begin{pmatrix} R_{11} & R_{12} \\ 0 & R_{22} \end{pmatrix} \quad (8)$$

where we have also included the advanced $\Phi^a, \Phi^a \Lambda^a$ blocks with $|\lambda| > 1$. Note that $\Phi^r = Z_{11} R_{11}$ and

$\Phi^r \Lambda^r = Z_{21} R_{11}$. This expression allows us to interpret Z_{11} as the basis of the invariant subspaces spanned by subsets of eigenstates Φ^r , and R_{11} as the eigenstate coordinates in this basis. (Similarly for Z_{21} and states $\Phi^r \Lambda^r$.) Crucially, the T^r matrix is independent of the coordinate matrix R , since

$$T^r = \Phi^r \Lambda^r (\Phi^r)^{-1} = Z_{21} R_{11} R_{11}^{-1} Z_{11}^{-1} = Z_{21} Z_{11}^{-1} \quad (9)$$

This is a very significant advantage of the Schur method, and a common theme throughout this work. We can construct T^r matrix, and hence the Green function, without needing to actually compute matrix R or eigenstates Φ^r . Only the bases Z_{11} and Z_{21} of the invariant subspaces is needed. This is an important advantage numerically, since it also bypasses the need to invert Φ^r , which can be numerically unstable (note that since T^r is non-Hermitian, so its eigenstates can be almost parallel and even coalesce, yielding ill-conditioned or even singular R_{11}). In contrast to R_{11}^{-1} , the inverse Z_{11}^{-1} is typically found to be well conditioned, since it is an $n \times n$ block of the Z unitary matrix. A further, often overlooked advantage is that Eq. 9 gives the correct retarded solution of Eq. (2) even if the resulting T^r is *defective* (non-diagonalizable), i.e. when T^r has only $r < n$ linearly independent proper eigenvectors, making R strictly rank-deficient and thus non-invertible.

II. THE DEFLATION TECHNIQUE

The main practical drawback of the Schur method as presented here is the fact that its theoretical computational complexity grows with the cube of the number of orbitals n , which can prove to be a challenge for large unit cells. The deflation technique presented in this section optimizes the Schur factorization step by removing all $\lambda = \infty$ advanced eigenvectors and all $\lambda = 0$ retarded eigenvectors from the problem. Note that neither of these contribute to T^r as given in Eq. (3). The existence of retarded $\lambda = 0$ ($\lambda = \infty$) eigenvectors is a consequence matrix h_+ (h_-) having a non-empty kernel in general. Indeed, if a non-zero vector ϕ_0 belongs to $\ker(h_+)$ it will be a $\lambda = 0$ eigenvector, since by definition $T^r \phi_0 = G_{11}^r h_+ \phi_0 = 0$. Geometrically, any orbitals in an n -orbital unit cell not directly coupled by h_+ to the neighboring unit cell on the right will belong to $\ker(h_+)$, see Fig. 1. By removing all $\bar{r} = n - r = \dim \ker(h_+)$ solutions with $\lambda = 0$ beforehand, we may transform the $2n \times 2n$ Schur factorization step of Eq. (7) into a $2r \times 2r$ factorization, roughly yielding a $\sim (r/n)^3$ reduction in runtime. The deflation technique is a prescription for building a smaller $2r \times 2r$ linear pencil $A_2 - \lambda B_2$ which however shares the same spectrum as pencil $A - \lambda B$ in Eq. (6) except for any $\lambda = 0$ and $\lambda = \infty$ solutions. The only requirement for the deflation technique in this section to work is that $\ker(h_+) = \ker(h_-^\dagger)$, which is guaranteed for Hermitian lattice Hamiltonians with $h_+ = h_-^\dagger$. In Appendix B we sketch a more elaborate deflation procedure

(a variation of the so-called **quadeig** algorithm^{29,30}) that works also with arbitrary h_\pm . Throughout this section we also assume that T^r is non-defective. The fully general algorithm for the defective case will be completed in Sec. III.

The first step is to find orthonormal bases \bar{P}_+ and P_+ of $\ker(h_+)$ and its orthogonal complement, respectively. The \bar{P}_+ matrix is $\bar{r} \times n$, and P_+ is $r \times n$, with $r + \bar{r} = n$, so that together they form a unitary $n \times n$ matrix $Q_+ = (P_+ \bar{P}_+)$. It can be efficiently computed using a pivoted LQ decomposition of h_+ ,³¹

$$h_+ = \begin{pmatrix} r & \bar{r} \\ L_+ & 0 \end{pmatrix} \begin{pmatrix} P_+^\dagger \\ \bar{P}_+^\dagger \end{pmatrix} = (L \ 0) Q_+^\dagger, \quad (10)$$

so that

$$Q_+^\dagger h_+ Q_+ = \begin{pmatrix} V_+ & 0 \\ \bar{V}_+ & 0 \end{pmatrix} \quad (11)$$

$$Q_+^\dagger h_- Q_+ = \begin{pmatrix} V_- & \bar{V}_- \\ 0 & 0 \end{pmatrix} \quad (12)$$

$$Q_+^\dagger g_0^{-1} Q_+ = \begin{pmatrix} g_{0rr}^{-1} & g_{0r\bar{r}}^{-1} \\ g_{0\bar{r}r}^{-1} & g_{0\bar{r}\bar{r}}^{-1} \end{pmatrix} \quad (13)$$

The first companion linearization in Eq. (6) is transformed under the unitary transformation

$$Q_1 = \begin{pmatrix} Q_+ & 0 \\ 0 & Q_+ \end{pmatrix}$$

into $A_1 - \lambda B_1 = Q_1^\dagger (A - \lambda B) Q_1$, and the expanded eigenvectors into $\psi_1 = Q_1^\dagger \psi = (\phi_r, \phi_{\bar{r}}, \chi_r, \chi_{\bar{r}})^T$, where $\phi_r = P_+^\dagger \phi$ represents the projection of the eigenstate on the right ‘surface’ of the unit cell, and $\phi_{\bar{r}} = \bar{P}_+^\dagger \phi$ its orthogonal. The eigenvalue equation $(A_1 - \lambda B_1) \psi_1 = 0$ then reads

$$\left[\begin{array}{c} \overbrace{\begin{pmatrix} 0 & 0 & 1 & 0 \\ 0 & 0 & 0 & 1 \\ -V_+ & 0 & g_{0rr}^{-1} & g_{0r\bar{r}}^{-1} \\ -\bar{V}_+ & 0 & g_{0\bar{r}r}^{-1} & g_{0\bar{r}\bar{r}}^{-1} \end{pmatrix}}^{A_1} - \lambda \begin{array}{c} \overbrace{\begin{pmatrix} 1 & 0 & 0 & 0 \\ 0 & 1 & 0 & 0 \\ 0 & 0 & V_- & \bar{V}_- \\ 0 & 0 & 0 & 0 \end{pmatrix}}^{B_1} \end{array} \right] \overbrace{\begin{pmatrix} \phi_r \\ \phi_{\bar{r}} \\ \chi_r \\ \chi_{\bar{r}} \end{pmatrix}}^{\psi_1} = 0 \quad (14)$$

In this basis we immediately see that only the ϕ_r , χ_r and $\chi_{\bar{r}}$ eigenvector components are coupled, with $\phi_{\bar{r}}$ decoupling away, and given simply by $\phi_{\bar{r}} = \lambda^{-1} \chi_{\bar{r}}$ once $\chi_{\bar{r}}$ is known (unless $\lambda = 0$). We are thus left with

$$\left[\begin{array}{c} \overbrace{\begin{pmatrix} 0 & 1 & 0 \\ -V_+ & g_{0rr}^{-1} & g_{0r\bar{r}}^{-1} \\ -\bar{V}_+ & g_{0\bar{r}r}^{-1} & g_{0\bar{r}\bar{r}}^{-1} \end{pmatrix}}^{\bar{A}_1} - \lambda \begin{array}{c} \overbrace{\begin{pmatrix} 1 & 0 & 0 \\ 0 & V_- & \bar{V}_- \\ 0 & 0 & 0 \end{pmatrix}}^{\bar{B}_1} \end{array} \right] \overbrace{\begin{pmatrix} \phi_r \\ \chi_r \\ \chi_{\bar{r}} \end{pmatrix}}^{\bar{\psi}_1} = 0 \quad (15)$$

By casting the eigenproblem in this form we have implicitly dropped all $\lambda = 0$ solutions, which have a finite $\phi_{\bar{r}}$ with all other components equal to zero. From the

last block-row we now see that any $\tilde{\psi}_1 = (\phi_r, \chi_r, \chi_{\bar{r}})^T$ eigenvector with $\lambda \neq \infty$ must belong to the kernel of $C_2 = (-\bar{V}_+ \ g_{0\bar{r}r}^{-1} \ g_{0\bar{r}\bar{r}}^{-1})$. C_2 is a matrix of size $\bar{r} \times (n+r) = (n-r) \times (n+r)$, so its kernel is at least of dimension $2r$. We compute an orthonormal basis \bar{P}_2 of $\ker(C_2)$ through another LQ factorization

$$C_2 = (-\bar{V}_+ \ g_{0\bar{r}r}^{-1} \ g_{0\bar{r}\bar{r}}^{-1}) = (L_2 \ 0) \begin{pmatrix} P_2^\dagger \\ \bar{P}_2^\dagger \end{pmatrix} \quad (16)$$

We define $\psi_2 = \bar{P}_2^\dagger \tilde{\psi}_1$ as the $2r$ components of $\tilde{\psi}_1$ within $\ker(C_2)$. The projection $(\tilde{A}_1 - \lambda \tilde{B}_1) \bar{P}_2 = A_2 - \lambda B_2$ gives our final, fully deflated $2r \times 2r$ pencil, with

$$\begin{aligned} A_2 &= \begin{pmatrix} 0 & 1 & 0 \\ -V_+ & g_{0\bar{r}r}^{-1} & g_{0\bar{r}\bar{r}}^{-1} \end{pmatrix} \bar{P}_2 \\ B_2 &= \begin{pmatrix} 1 & 0 & 0 \\ 0 & V_- & \bar{V}_- \end{pmatrix} \bar{P}_2 \end{aligned} \quad (17)$$

For each of its proper eigenvectors ψ_2 satisfying

$$(A_2 - \lambda B_2) \psi_2 = 0 \quad (18)$$

we can reconstruct a proper eigenvector ϕ of the original quadratic eigenvalue equation by reverting the two transformations Q_1 and \bar{P}_2 . However, it is better to proceed like in the original Schur algorithm. We perform a generalized Schur decomposition, although this time on the smaller $(2r \times 2r)$ deflated A_2, B_2 ,

$$A_2 - \lambda B_2 = Q(S_{A_2} - \lambda S_{B_2})Z^\dagger \quad (19)$$

and proceed exactly like in Eq. (8). Using the relation $\tilde{\Psi}_1 = \bar{P}_2 \Psi_2$ between the $\tilde{\psi}_1$ and ψ_2 eigenvector matrices, we arrive at

$$\tilde{\Psi}_1 = \begin{pmatrix} \Phi_r^r & \Phi_r^a \\ \Phi_r^r \Lambda^r & \Phi_r^r \Lambda^a \\ \Phi_{\bar{r}}^r \Lambda^r & \Phi_{\bar{r}}^r \Lambda^a \end{pmatrix} = \begin{pmatrix} P_+^\dagger \Phi^r & P_+^\dagger \Phi^a \\ Q_+^\dagger \Phi^r \Lambda^r & Q_+^\dagger \Phi^a \Lambda^a \end{pmatrix} = \bar{P}_2 Z R \quad (20)$$

Here we have used the fact that the columns of Φ_r^r are the projection of the retarded eigenvectors on the orthogonal complement of $\ker(h_+)$, i.e. $\phi_r = P_+^\dagger \phi$. Once more R is a certain upper-triangular matrix resulting from backsubstitution, this time of size $2r \times 2r$, and

$$\tilde{Z} = \bar{P}_2 Z = \begin{matrix} & r & r \\ r & \begin{pmatrix} \tilde{Z}_{11} & \tilde{Z}_{12} \\ \tilde{Z}_{21} & \tilde{Z}_{22} \end{pmatrix} \end{matrix} \quad (21)$$

is a matrix of size $(r+n) \times 2r$. We finally get

$$\begin{aligned} P_+^\dagger \Phi^r &= \tilde{Z}_{11} \tilde{R}_{11} \\ \Phi^r \Lambda^r &= Q_+ \tilde{Z}_{21} \tilde{R}_{11} \end{aligned} \quad (22)$$

Note that we cannot extract Φ^r from the above equation, since unlike the full Q_+ , P_+^\dagger is not a unitary matrix. However, we now show that this is enough to reconstruct T^r .

If we separate, in Eq. (9), the $\lambda = 0$ retarded eigenvector matrix (denoted by Φ_0^r , whose columns live in $\ker(h_+)$, so that $P_+^\dagger \Phi_0^r = 0$) from the $\lambda \neq 0$ eigenvector matrix (denoted by Φ^r), T^r takes the form

$$\begin{aligned} T^r &= (\Phi^r \Lambda^r \ 0) (\Phi^r \ \Phi_0^r)^{-1} \\ &= (\Phi^r \Lambda^r \ 0) \left[\overbrace{(P_+ \ \bar{P}_+)}^{Q_+} \overbrace{\begin{pmatrix} P_+^\dagger \Phi^r & 0 \\ \bar{P}_+^\dagger \Phi^r & \bar{P}_+^\dagger \Phi_0^r \end{pmatrix}}^{Q_+^\dagger (\Phi^r \ \Phi_0^r)} \right]^{-1} \\ &= \Phi^r \Lambda^r \left(P_+^\dagger \Phi^r \right)^{-1} P_+^\dagger \end{aligned} \quad (23)$$

where the $r \times r$ matrix $P_+^\dagger \Phi^r = \tilde{Z}_{11} \tilde{R}_{11}$ is invertible by assumption (non-defective T^r), although \tilde{R}_{11} may be very ill-conditioned. Like in the non-deflated Schur algorithm, this ill-conditioned \tilde{R}_{11} factor drops out from T^r , which finally reads

$$T^r = Q_+ \tilde{Z}_{21} \tilde{Z}_{11}^{-1} P_+^\dagger \quad (24)$$

This relation is the main result of this section. To summarize, the deflation algorithm has six steps: (1) LQ-decompose h_+ to obtain basis Q_+ and its P_+^\dagger subspace, (2) build the C_2 matrix for a given ω , (3) LQ-decompose C_2 as in Eq. (16) to obtain \bar{P}_2 , (4) build the deflated A_2, B_2 matrices using Eq. (17) and \bar{P}_2 , (5) perform the generalized Schur decomposition of Eq. (19), and reorder it so that the retarded $|\lambda| < 1$ eigenvalues come first, and (6) extract the \tilde{Z}_{11} and \tilde{Z}_{21} blocks in Eq. (21) using \bar{P}_2 and the Schur decomposition to insert in Eq. (24).

III. DEFECTIVE CASE AND GENERALIZED EIGENVECTORS

Equation (24) solves the problem of computing T^r, Σ_{11}^r and G_{11}^r in those cases where \tilde{Z}_{11} is a full-rank $r \times r$ matrix. This happens in the simplest cases, where a full basis of proper retarded eigenstates of T^r exist, r of them with $0 < |\lambda| \leq 1$ and $\bar{r} = n - r$ with $\lambda = 0$. In this case all α_i entries in the diagonal of S_{A_2} are non-zero, and the discussion to follow becomes unnecessary.

More generally, however, T^r may be non-diagonalizable, which means that a basis of proper eigenvectors of T^r does not exist. This implies that \tilde{Z}_{11} turns out rank-deficient within numeric precision, or at least very ill-conditioned, and it is thus not possible to invert it in Eq. (24). This is in contrast to the non-deflated Z_{11} , which is found to be reliably well-conditioned. In this section we show how to modify Eq. (24) to deal with this situation.

Any matrix, even if it is non-diagonalizable, can be expressed in terms of a full basis composed of a set of proper (Φ^r) and a set of *generalized* (Φ^g) eigenvectors as follows

$$T^r = (\Phi^r \ \Phi^g) \begin{pmatrix} \Lambda^r & 0 \\ 0 & J^r \end{pmatrix} (\Phi^r \ \Phi^g)^{-1} \quad (25)$$

where J^r is a quasi-diagonal matrix composed of Jordan blocks along its diagonal. Each Jordan block J_λ^r in J^r is associated to an eigenvalue λ that fills the diagonal of the block, with ones above the diagonal and zeros elsewhere. Hence a block J_λ^r of size m will be nilpotent respect to λ with degree $m - 1$,

$$(J_\lambda^r - \lambda 1_{m \times m})^{m-1} = 0. \quad (26)$$

The deflation procedure explained in the preceding section eliminates both proper and generalized $\lambda = 0$ eigenvectors. Unlike the former, generalized $\lambda = 0$ eigenvectors do enter the expression for T^r because J_0^r is non-zero. It is therefore necessary, in general, to supplement the deflation procedure with an explicit reconstruction of the eliminated generalized eigenvectors Φ_0^g corresponding to $\lambda = 0$. This allows us to write the generally valid expression

$$\Sigma_{11}^r = h_- T^r = (h_- \Phi^r \Lambda^r \quad h_- \Phi_0^g J_0^r) \left[P_+^\dagger (\Phi^r \quad \Phi_0^g) \right]^{-1} P_+^\dagger \quad (27)$$

which is obtained like in Eq. (23) but using the generalized expansion in Eq. (25). Here Φ^r is the matrix of $r - r_0$ proper retarded eigenvectors with *non-zero* λ , and Φ_0^g are r_0 generalized eigenvectors corresponding to $\lambda = 0$, which together complete a basis for the r -dimensional subspace spanned by P_+ .

We now describe an efficient method to compute Σ_{11}^r in Eq. (27) above by reconstructing the required information of the $\lambda = 0$ generalized eigenvectors Φ_0^g that were eliminated by deflation. Note that we have intentionally chosen to target Σ_{11}^r instead of T^r this time. The reason is that it is more efficient to compute $h_- \Phi_0^g J_0^r$ than $\Phi_0^g J_0^r$ using the method presented below, and Σ_{11}^r is actually enough to compute G_{11}^r using Eq. (5). In this sense Σ_{11}^r is a more fundamental quantity than the transfer matrix.

The starting point for the method is the nilpotent property in Eq. (26). Since

$$T^r \Phi_0^g = \Phi_0^g J_0^r, \quad (28)$$

Eq. (26) implies that

$$(T^r)^m \Phi_0^g = 0 \quad (29)$$

for some $m > 1$. According to Eq. (A1) this is equivalent to $G_{m1}^r h_+ \Phi_0^g = 0$, where G_{NM}^r is a propagator between unit cells M and N .

Let us take a moment to reflect on this result. Each column of Φ_0^g corresponds to a state ϕ_0^g such that if we propagate $h_+ \phi_0^g$ from the first unit cell of a semi-infinite lattice to cell $m > 1$, it vanishes. It thus corresponds to a peculiar surface state that decays into the bulk of the semi-infinite lattice, but unlike proper evanescent eigenvectors that decay exponentially, it vanishes *exactly* a finite number of unit cells away from the surface. ϕ_0^g should moreover not be a proper $\lambda = 0$ eigenstate, so it should not vanish under T^r , i.e. $T^r \phi_0^g \neq 0$. Our task is then to find the matrix Φ_0^g of all such vectors, together with their corresponding $\Phi_0^g J_0^r = T^r \Phi_0^g$.

To do this efficiently we rely on a key observation: since propagating a vector $h_+ \phi_0^g$ in the first unit cell by a number $m > 1$ of unit cells into the semi-infinite bulk makes it vanish exactly, it will also vanish exactly if we replace the semi-infinite lattice with a finite lattice containing only m unit cells. Namely, instead of using $G_{m1}^r h_+ \Phi_0^g = 0$ we can also compute Φ_0^g and $\Phi_0^g J_0^r$ by using $g_{m1}^m h_+ \Phi_0^g = 0$ and $\Phi_0^g J_0^r = g_{11}^m h_+ \Phi_0^g$, where g_{m1}^m and g_{11}^m denote the propagators between the ends of a finite lattice with m unit cells. This observation is useful because we do not know the G_{m1}^r of the semi-infinite lattice (we are actually computing Φ_0^g to be able to build it), but computing g_{m1}^m is actually easy using the equations of the recursive Green function method³², which can be used to relate propagators in a finite lattice of increasing length as follows,

$$\begin{aligned} g_{11}^m &= (g_0^{-1} - h_- g_{11}^{m-1} h_+)^{-1} \\ g_{m1}^m &= g_{m-1,1}^{m-1} h_+ (g_0^{-1} - h_- g_{11}^{m-1} h_+)^{-1} \end{aligned} \quad (30)$$

These recursive relations allow us to find the required g_{11}^m and g_{m1}^m for increasing m , starting from $g_{11}^1 = g_0$.

The g_{11}^m and g_{m1}^m are (potentially large) $n \times n$ matrices. To keep the overall algorithm fast, we also ‘deflate’ the recursion by integrating out all orbitals outside the P_+ subspace. We can do this by multiplying Eqs. (30) with $P_+^\dagger h_-$ on the left and $h_+ P_+$ on the right, so instead of g_{11}^m and g_{m1}^m we recursively compute the $r \times r$ matrices

$$\tilde{\Sigma}_{11}^m = P_+^\dagger h_- g_{11}^m h_+ P_+ \quad (31)$$

$$\tilde{\Sigma}_{m1}^m = P_+^\dagger h_- g_{m1}^m h_+ P_+. \quad (32)$$

By using the additional $r \times r$ matrices

$$\tilde{g}_0 = P_+^\dagger g_0 P_+ \quad (33)$$

$$\tilde{t}_+ = P_+^\dagger g_0 h_+ P_+$$

$$\tilde{t}_- = P_+^\dagger h_- g_0 P_+$$

$$\tilde{\Sigma}_0 = P_+^\dagger h_+ g_0 h_- P_+$$

we can deflate the original recursion relations into

$$\tilde{\Sigma}_{11}^m = \tilde{\Sigma}_0 + \tilde{t}_- \tilde{\Sigma}_{11}^{m-1} \left(1 - \tilde{g}_0 \tilde{\Sigma}_{11}^{m-1} \right)^{-1} \tilde{t}_+ \quad (34)$$

$$\tilde{\Sigma}_{m1}^m = \tilde{\Sigma}_{(m-1),1}^{m-1} \left(1 - \tilde{g}_0 \tilde{\Sigma}_{11}^{m-1} \right)^{-1} \tilde{t}_+ \quad (35)$$

with seed $\tilde{\Sigma}_{11}^1 = \tilde{\Sigma}_0$.

For Eq. (27) we want all projected solutions $P_+^\dagger \Phi_0^g$ such that $g_{m1}^m h_+ \Phi_0^g = 0$. These are all states in $\ker(\tilde{\Sigma}_{m1}^m)$. We compute a basis of this kernel using a pivoted LQ factorization as in previous occasions,

$$\tilde{\Sigma}_{m1}^m = (L^g \quad 0) \begin{pmatrix} \tilde{Q}_{11}^{g\dagger} \\ \tilde{Z}_{11}^{g\dagger} \end{pmatrix}. \quad (36)$$

We have denoted this basis as \tilde{Z}_{11}^g , since it is actually the analogue of \tilde{Z}_{11} of proper eigenvectors. Indeed, the projected $P_+^\dagger \Phi_0^g$ will be given at step m by $P_+^\dagger \Phi_0^g = \tilde{Z}_{11}^g \tilde{R}_{11}^g$

for some matrix \tilde{R}_{11}^g . The recursion should run until $P_+^\dagger \Phi_0^g$, together with the projected proper eigenvectors $P_+^\dagger \Phi_0^r = \tilde{Z}_{11} \tilde{R}_{11}$ (see Eq. (22)), form a complete basis of the P_+ subspace. To determine this, we must take care of the possibility that the \tilde{Z}_{11}^g basis could end up including some strongly decaying *proper* eigenvectors already present in \tilde{Z}_{11} due to rounding errors. The best strategy to find the rank of the combined basis $(\tilde{Z}_{11} \tilde{Z}_{11}^g)$ is once more to use a pivoted LQ decomposition to filter out redundant basis vectors,

$$(\tilde{Z}_{11} \tilde{Z}_{11}^g) = (L_Z \ 0) \begin{pmatrix} P_Z^\dagger \\ \tilde{P}_Z^\dagger \end{pmatrix}. \quad (37)$$

As soon as L_Z is a full-rank square matrix (i.e. $r_1 = r$), we have a complete basis $(\tilde{Z}_{11} \tilde{Z}_{11}^g)P_Z = L_Z$ of the P_+ subspace, spanned by proper plus generalized eigenvectors without redundancies, and we may stop the recursion. We can then express $P_+^\dagger (\Phi^r \ \Phi_0^g)$ in Eq. (27) as

$$P_+^\dagger (\Phi^r \ \Phi_0^g) = (\tilde{Z}_{11} \ \tilde{Z}_{11}^g) \overbrace{\begin{pmatrix} \tilde{R}_{11} & 0 \\ 0 & \tilde{R}_{11}^g \end{pmatrix}}^{R_{11}} = L_Z P_Z^\dagger R_{11} \quad (38)$$

Similarly, $h_- \Phi_0^g J_0^r = P_+ \tilde{\Sigma}_{11}^m P_+^\dagger \Phi_0^g = P_+ \tilde{\Sigma}_{11}^m \tilde{Z}_{11}^g \tilde{R}_{11}^g$, or equivalently

$$(h_- \Phi^r \Lambda^r \ h_- \Phi_0^g J_0^r) = (h_- Q_+ \tilde{Z}_{21} \ P_+ \tilde{\Sigma}_{11}^m \tilde{Z}_{11}^g) R_{11} \quad (39)$$

Inserting the above results in Eq. (27), R_{11} once more drops out, and we arrive at

$$\Sigma_{11}^r = (h_- Q_+ \tilde{Z}_{21} \ P_+ \tilde{\Sigma}_{11}^m \tilde{Z}_{11}^g) P_Z L_Z^{-1} P_+^\dagger \quad (40)$$

This equation is the most general result of this work. To summarize the generalized eigenvector reconstruction procedure of this section, we start from Eq. (24). The method has five basic steps: (1) build \tilde{g}_0 , \tilde{t}_\pm and $\tilde{\Sigma}_0$ of Eq. (33), (2) iterate Eq. (34) starting from $\tilde{\Sigma}_{11}^m = \tilde{\Sigma}_0$, (3) compute the kernel basis \tilde{Z}_{11}^g of Eq. (36) at each iteration, (4) combine it with the \tilde{Z}_{11} of Eq. (24) to find L_Z and P_Z using Eq. (37), and (5) as soon as we obtain a full rank (square) L_Z matrix, stop the iteration, store the last \tilde{Z}_{11}^g , $\tilde{\Sigma}^m$, and insert all the ingredients in Eq. (40).

IV. BENCHMARKS

The combined deflate plus reconstruction procedure yielding Eq. (40) constitutes the equivalent to Eq. (9) for $\Sigma_{11}^r = h_- T_r$, albeit computed fully through manipulations of deflated matrices of size $r \times r$ or $2r \times 2r$ instead of the $2n \times 2n$ matrices of Eq. (9). Here, recall, r is the dimension of orbitals on the surface of the unit cell, and n is the total number of orbitals in the unit cell.

An implementation of the proposed deflation+reconstruction Schur algorithm is available in

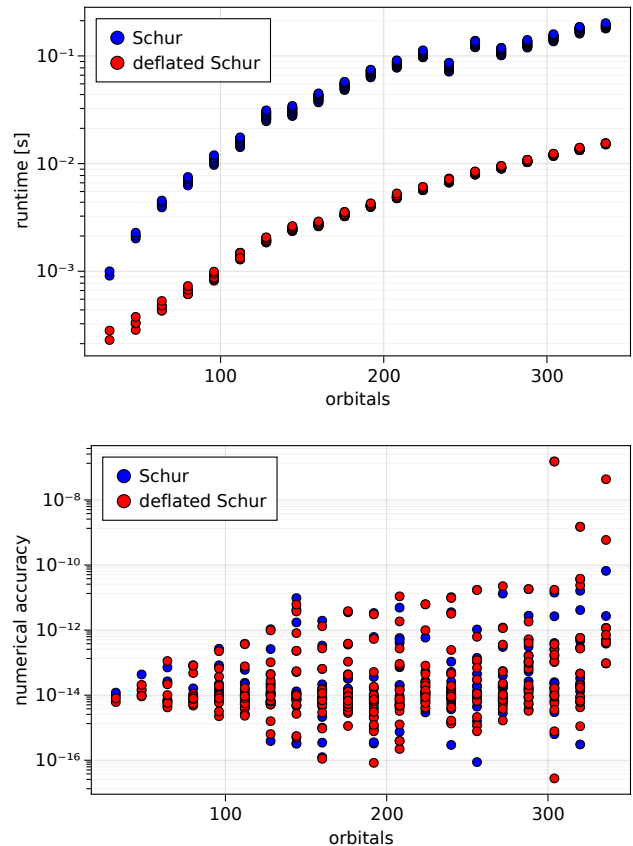


FIG. 2. Runtime (top) and numerical accuracy (bottom) for one evaluation of the Green function $G_{11}^r(\omega)$ in different semi-infinite chiral graphene nanoribbons with an increasing number of orbitals per unit cell, using the standard Schur algorithm (blue) and the deflated version in this paper (red).

the open-source package `Quantica.jl`²⁵, a MIT-licensed quantum simulation library written in the Julia language. It also implements the original Schur algorithm. In this section we use `Quantica.jl` to compare the runtime performance of the two methods as a function of n and r . To this end we build a quasi-1D graphene nanoribbon of width W and lattice constant a_0 . Its Hamiltonian is modeled using a nearest-neighbor tight-binding description. We assume the nanoribbon is ‘chiral’, with edges along an axis between zig-zag and armchair orientations. Its translation symmetry is given by the Bravais vector $\mathbf{a} = m_1 \mathbf{a}_1 + m_2 \mathbf{a}_2$, where $m_{1,2}$ are integer chiral indices and $\mathbf{a}_{1,2}$ are graphene’s Bravais vectors.

Figure 2 shows, in log-scale, some runtime results versus number of orbitals n in the unit cell using the original and the deflated Schur methods. Each point corresponds to a single evaluation of $G_{11}^r(\omega)$ in nanoribbons with increasing n . All nanoribbons have a fixed width $W = 7a_0$ in the y direction and different $m_{1,2}$. The timings were measured on a desktop with an Intel Xeon X5650 processor, running Julia v1.7 and `Quantica.jl` v0.5.0, using

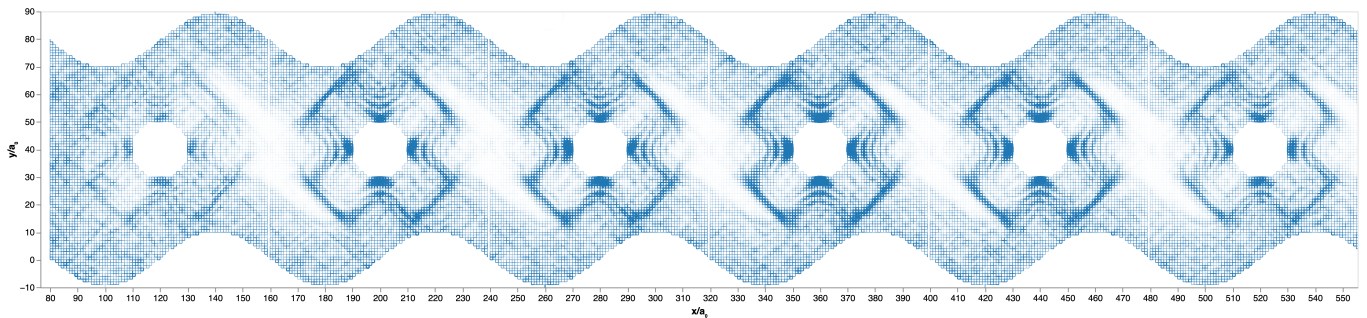


FIG. 3. Example of a local density of states calculation in an elaborate, semi-infinite nanoribbon, computed on each unit cell n using the deflation algorithm. Each unit cell is comprised of 6099 orbitals, which is reduced to 80 through deflation.

double precision (64 bit) floating point arithmetic. We find that in this particular case the deflation step reduces runtime by a factor $\sim 10 - 20$, including deflation and reconstruction times. As shown also in Fig. 2, the numerical accuracy of both methods is essentially the same. We compute the accuracy by extracting the maximum entry in absolute value of the residual matrix

$$\rho = \Sigma_{11}^r - h_- (g_0^{-1} - \Sigma_{11}^r)^{-1} h_+, \quad (41)$$

which should be identically zero for an exact solution Σ_{11}^r , see Eq. (5).

Finally we showcase an example calculation where the non-deflated Schur becomes problematically slow, and which is solved efficiently using the deflation strategy. It corresponds to a square-lattice nanoribbon of width $W = 80a_0$ and sinusoidal edges of period $L = W$. Each period is decorated with a circular hole. Each site is connected to its four neighbors by a hopping $t = 1$, onto which a Peierls phase is applied representing a magnetic flux just strong enough to drive the ribbon into the Quantum Hall regime. The local density of states $\rho_n = -\text{Im Tr } G_{nn}(\omega)$ is evaluated at $\omega = 0.2t$. The result, computed with `Quantica.jl` using the deflating algorithm is shown in Fig. (3). The unit cell contains 6099 orbitals, which is deflated to just 80. We find that the result is just as stable and accurate as with the undeflated Schur method, while being many times faster.

V. CONCLUSIONS

We have shown that it is possible to optimize the single-shot Schur algorithm for the computation of Green functions on a quasi-1D periodic lattice, without sacrificing its numerical stability properties. In essence our deflation method revolves around identifying the kernel of the intercell hopping matrices, and using it to filter out whole unwanted eigenvector subspaces of the transfer matrix T^r . To make the method work in general, it becomes crucial to pay attention to generalized eigenstates that are not obtained from the solutions to the quadratic eigenvalue equation for T^r . We develop a reconstruction post-processing step that restores the full spectral

structure of the retarded Green function, including the generalized $\lambda = 0$ eigenvectors, lost to deflation, that represent fully confined (non-evanescent) surface states.

ACKNOWLEDGMENTS

We are grateful to Fernando Peñaranda for fruitful discussions and for critically reading this manuscript. This work was funded by the Spanish Ministry of Science, Innovation and Universities, Grant Nos. PCI2018-093026 and PGC2018-097018-B-I00 (AEI/FEDER).

Appendix A: Green functions between different unit cells

The Green function G_{NM}^r from unit cell M to unit cell N in a semi-infinite lattice towards the right ($N, M > 0$, with $N, M = 1$ corresponding to the first unit cell) can be computed using only $G_{11}^r = (g_0^{-1} - \Sigma_{11}^r)^{-1}$ and $\bar{G}_{11}^r = (g_0^{-1} - \bar{\Sigma}_{11}^r)^{-1}$, where $\Sigma_{11}^r = h_- G_{11}^r h_+$, $\bar{\Sigma}_{11}^r = h_+ \bar{G}_{11}^r h_-$ and \bar{G}_{11}^r is the Green function of a semi-infinite lattice with h_- and h_+ interchanged. In this section we give general expressions.

The special case with $M = 1$ (i.e. propagation starting on the first unit cell) admits a simpler solution. By using the Dyson equation we can write $G_{N,1}^r = G_{N-1,1}^r h_+ G_{11}^r$. Solving this recursively we get

$$G_{N1}^r = (G_{11}^r h_+)^{N-1} G_{11}^r = (T^r)^{N-1} G_{11}^r \quad (A1)$$

The physical interpretation of this is clear. The G_{11}^r matrix propagates within the leftmost unit cell in the presence of the whole semi-infinite lattice, while the transfer matrix operator T^r propagates one cell to the right. The above expression can be re-expressed using the intra-unit-cell retarded propagator of the *infinite* (not semi-infinite) lattice,

$$G_{00}^\infty = (g_0^{-1} - \Sigma_{11}^r - \bar{\Sigma}_{11}^r)^{-1} \quad (A2)$$

We have

$$G_{N1}^r = [(T^r)^{N-1} - (T^r)^N \bar{T}^r] G_{00}^\infty \quad (A3)$$

Here $\bar{T}^r = \bar{G}_{11}^r h_-$. The equivalence of both expressions for G_{NM}^r is easy to verify by multiplying with $(G_{00}^\infty)^{-1} = (\bar{G}_{11}^r)^{-1} - \bar{\Sigma}_{11}^r$ on the right. The second relation, however, allows for a valuable interpretation. The effect of cutting the infinite lattice at cell $N = 0$, turning it into two semi-infinite halves, is to give the propagator G_{NM}^r two contributions, one traveling from cell 1 to N $(T^r)^{N-1} G_{00}^\infty$, and another traveling leftwards to the removed cell at $M = 0$ that is then reflected rightwards back to N , i.e. $(T^r)^N \bar{T}^r G_{00}^\infty$. This is reminiscent also of the method of images. It allows us to extrapolate the general expression for G_{NM}^r ,

$$G_{NM}^r = [(T^r)^{N-M} - (T^r)^N (\bar{T}^r)^M] G_{00}^\infty. \quad (\text{A4})$$

Appendix B: Alternative deflation algorithm

In Sec. II we have developed a deflation algorithm based on the first companion linearization C_1 of the quadratic eigenvalue equation Eq. 4. The specific linearization is defined as

$$C_1 : \left[\overbrace{\begin{pmatrix} 0 & 1 \\ -h_+ & g_0^{-1} \end{pmatrix}}^A - \lambda \overbrace{\begin{pmatrix} 1 & 0 \\ 0 & h_- \end{pmatrix}}^B \right] \overbrace{\begin{pmatrix} \phi \\ \lambda \phi \end{pmatrix}}^\psi = 0 \quad (\text{B1})$$

An important step in the algorithm required that the kernel of h_+ and h_-^\dagger be the same, see Eqs. (10) and (12). While this is the case in most problems of interest, and in particular in Hermitian ones where $h_+ = h_-^\dagger$, one can envision models for problems in which h_+ and h_-^\dagger are completely independent matrices, with different kernels, even different rank. In such cases a more elaborate deflation algorithm, as the one sketched in this section, becomes necessary.

The alternative deflation scheme build on the **quadeig** algorithm²⁹, adapted to work in tandem with the Schur method. The **quadeig** algorithm starts with a different linearization, so-called second companion C_2 , defined as

$$C_2 : \left[\overbrace{\begin{pmatrix} g_0^{-1} & -1 \\ -h_+ & 0 \end{pmatrix}}^A - \lambda \overbrace{\begin{pmatrix} h_- & 0 \\ 0 & -1 \end{pmatrix}}^B \right] \overbrace{\begin{pmatrix} \phi \\ \lambda^{-1} h_+ \phi \end{pmatrix}}^\psi = 0 \quad (\text{B2})$$

By a sequence of transformations, explained in full detail in Ref.²⁹, the **quadeig** algorithm transforms A and B into upper-block-triangular form, with the lower blocks

corresponding to $\lambda = 0$ and $\lambda = \infty$ solutions that can be thus dropped, leaving only the upper left block as a deflated version of A, B , to compute retarded and advanced finite eigenvalues, much like in our Eq. (18). No assumption is made about the structure of h_+ or h_- . A crucial difference with our deflation scheme is that the lower block of the linearized ψ eigenvectors in C_2 above is actually $\chi = \lambda^{-1} h_+ \phi$, where ϕ is a proper T^r eigenvector. A key mathematical advantage of the Schur algorithm is that it is able to use the invariant subspace basis Z_{21} of this lower block to construct T^r without needing to compute or invert the eigenstates themselves. This property is spoiled by the h_+ in χ for C_2 . The Schur algorithm with a deflated C_2 could be adapted to produce $h_+ G_{11}^r h_+$, which unlike $T^r = G_{11}^r h_+$ is insufficient to reconstruct G_{11}^r .

This analysis, however, suggests a solution. If instead of the second we use the fourth companion linearization C_4

$$C_4 : \left[\overbrace{\begin{pmatrix} -h_+ & 0 \\ 0 & 1 \end{pmatrix}}^A - \lambda \overbrace{\begin{pmatrix} -g_0^{-1} & 1 \\ h_+ & 0 \end{pmatrix}}^B \right] \overbrace{\begin{pmatrix} \phi \\ \lambda h_- \phi \end{pmatrix}}^\psi = 0 \quad (\text{B3})$$

we can see that the form of $\chi = \lambda h_- \phi$ now allows us to build $\Sigma_{11}^r = h_- G_{11}^r h_+ = Z_{21} Z_{11}^{-1}$ following the same derivation of Eq. (9). With Σ_{11}^r it is then straightforward to obtain G_{11}^r through Eq. (5). The problem then reduces to adapt the **quadeig** algorithm to the C_4 linearization. This is easy however, since C_4 is related to C_2 by $A \leftrightarrow B$ and $h_+ \leftrightarrow h_-$. One therefore just needs to build C_2 with h_\pm replaced by h_\mp , deflate with the **quadeig** method, and finally interchange the deflated A, B before proceeding with the Schur method and the generalized eigenstate reconstruction. The final Eq. 40 would be identical, except that $h_- Q_+ \tilde{Z}_{21}$ should read simply $Q_+ \tilde{Z}_{21}$, as h_- is already incorporated into Z_{21} .

Although slightly more involved to implement, this modified **quadeig** algorithm is similar in complexity to the deflation procedure in Sec. II. Both are much more performant than older deflation strategies, such as e.g. Van Dooren algorithm³³, that do not exploit the structure of the linearization matrices, which is ultimately what allows us to eliminate both $\lambda = 0$ and $\lambda = \infty$ subspaces in the same pass. Both, moreover, can make use of scaling and balancing prior to deflation to maximize numerical accuracy^{29,30,34}, although such strategies are not explicitly discussed here.

¹ E. N. Economou, *Green's functions in quantum physics*, Vol. 3 (Springer, 1983).

² A. Abrikosov, I. Dzyaloshinskii, and L. Gorkov, (1975).

³ H. Haug, A.-P. Jauho, *et al.*, *Quantum kinetics in transport and optics of semiconductors*, Vol. 2 (Springer, 2008).

⁴ L. V. Keldysh *et al.*, Sov. Phys. JETP **20**, 1018 (1965).

⁵ L. P. Kadanoff and G. A. Baym, (1962).

⁶ J. Rammer and H. Smith, Rev. Mod. Phys. **58**, 323 (1986).

⁷ Y. Meir and N. S. Wingreen, Phys. Rev. Lett. **68**, 2512 (1992).

- ⁸ G. Stefanucci and R. van Leeuwen, *Nonequilibrium Many-Body Theory of Quantum Systems: A Modern Introduction* (Cambridge University Press, 2013).
- ⁹ B. Gaury, J. Weston, M. Santin, M. Houzet, C. Groth, and X. Waintal, *Physics Reports* **534**, 1 (2014), numerical simulations of time-resolved quantum electronics.
- ¹⁰ J. Weston and X. Waintal, *Phys. Rev. B* **93**, 134506 (2016).
- ¹¹ J. Rath and A. J. Freeman, *Phys. Rev. B* **11**, 2109 (1975).
- ¹² A. H. MacDonald, S. H. Vosko, and P. T. Coleridge, *J. Phys. C: Solid St. Phys* **12**, 2991 (1979).
- ¹³ J. Molenaar, P. T. Coleridge, and A. Lodder, *J. Phys. C: Solid State Phys.* **15**, 6955 (1982).
- ¹⁴ P. E. Blöchl, O. Jepsen, and O. K. Andersen, *Phys. Rev. B* **49**, 16223 (1994).
- ¹⁵ D. Zaharioudakis, *Computer Physics Communications* **167**, 85 (2005).
- ¹⁶ M. Kawamura, Y. Gohda, and S. Tsuneyuki, *Phys. Rev. B* **89**, 094515 (2014).
- ¹⁷ A. Weiße, G. Wellein, A. Alvermann, and H. Fehske, *Rev. Mod. Phys.* **78**, 275 (2006).
- ¹⁸ S. M. João, M. Anđelković, L. Covaci, T. G. Rappoport, J. M. V. P. Lopes, and A. Ferreira, *Royal Society Open Science* **7**, 191809 (2020).
- ¹⁹ Z. Fan, J. H. Garcia, A. W. Cummings, J. E. Barrios-Vargas, M. Panhans, A. Harju, F. Ortmann, and S. Roche, *Physics Reports* **903**, 1 (2021), linear scaling quantum transport methodologies.
- ²⁰ S. Sanvito, C. Lambert, J. Jefferson, and A. Bratkovsky, *Phys. Rev. B* **59**, 11936 (1999).
- ²¹ I. Rungger and S. Sanvito, *Phys. Rev. B* **78**, 035407 (2008).
- ²² S. Datta, *Electronic transport in mesoscopic systems* (Cambridge university press, 1997).
- ²³ M. Wimmer, *Quantum transport in nanostructures: From computational concepts to spintronics in graphene and magnetic tunnel junctions*, Ph.D. thesis, Universität Regensburg (2009).
- ²⁴ C. W. Groth, M. Wimmer, A. R. Akhmerov, and X. Waintal, *New J. Phys.* **16**, 063065 (2014).
- ²⁵ P. San-Jose, “Quantica.jl: a quantum lattice simulation library in the Julia language,” (2021).
- ²⁶ For simplicity, and without loss of generality, we assume no intercell coupling beyond nearest-neighbors, as in practice these can always be eliminated by choosing a larger unit cell.
- ²⁷ More advanced versions of the algorithm often use the velocity operator to disentangle retarded and advanced propagating solutions on the unit circle without resorting to complex ω , but we will not discuss these details here.
- ²⁸ E. Anderson, Z. Bai, C. Bischof, S. Blackford, J. Demmel, J. Dongarra, J. Du Croz, A. Greenbaum, S. Hammarling, A. McKenney, and D. Sorensen, *LAPACK Users’ Guide*, 3rd ed. (Society for Industrial and Applied Mathematics, Philadelphia, PA, 1999).
- ²⁹ S. Hammarling, C. J. Munro, and F. Tisseur, *ACM Trans. Math. Softw.* **39** (2013), 10.1145/2450153.2450156.
- ³⁰ Z. Drmač and I. Š. Glibić, (2019), 1904.05418.
- ³¹ Pivoted LQ decomposition algorithms are implemented in most numerical linear algebra libraries. The pivoted LQ of a matrix m can also be computed as the adjoint of the more common pivoted QR decomposition, applied to the adjoint of m . The determination of the zeros in the L matrix requires some numerical tolerance criterion, which is implicit throughout this work. In practical implementations a good choice is to consider an entry of L zero if its absolute value is below the square root of the floating point precision around one.
- ³² D. J. Thouless and S. Kirkpatrick, *J. Phys. C: Solid St. Phys.* **14**, 235 (1981).
- ³³ P. Van Dooren, *Linear Algebra and its Applications* **27**, 103 (1979).
- ³⁴ H.-Y. Fan, W.-W. Lin, and P. Van Dooren, *SIAM J. Matrix Anal. Appl.* **26**, 252 (2004), <https://doi.org/10.1137/S0895479803434914>.