

A rough SABR formula

Masaaki Fukasawa

Graduate School of Engineering Science, Osaka University

1-3 Machikaneyama, Toyonaka, Osaka, JAPAN

fukasawa@sigmath.es.osaka-u.ac.jp

Jim Gatheral

Baruch College, City University of New York

jim.gatheral@baruch.cuny.edu

May 11, 2021

Abstract

Following an approach originally suggested by Balland in the context of the SABR model, we derive an ODE that is satisfied by normalized volatility smiles for short maturities under a rough volatility extension of the SABR model that extends also the rough Bergomi model. We solve this ODE numerically and further present a very accurate approximation to the numerical solution that we dub the *rough SABR formula*.

1 Introduction

The now twenty years old SABR (stochastic alpha-beta-rho) model remains very popular amongst practitioners, particularly those in foreign exchange and interest rate derivative markets. One key reason for the popularity of the SABR model is the existence of a closed-form approximation to the implied volatility smile, the celebrated SABR formula of Hagan et al. [HKLW02]. SABR implied volatility surfaces are, however, not really consistent with market data. In particular, the SABR implied volatility surface and its approximation by the SABR formula cannot reproduce the power-law type term structure of at-the-money (ATM) skew typically observed in markets. As a result, practitioners are forced to use different SABR parameters for different maturities. Recently, a class of stochastic volatility models where volatility is not a semimartingale but has a rougher path, so called *rough volatility* models, have been shown to generate better fits to the observed volatility surface with very few parameters; see [ALV07, BFG16, Fuk17, FZ17] for more details. In particular, the rough Bergomi model of [BFG16] has only three parameters. In this article, we introduce

a rough SABR model that includes both the SABR model and the rough Bergomi model as particular cases, and extend the SABR formula to the rough SABR model, demonstrating the accuracy of our formula using numerical simulation.

The SABR formula is a small-time asymptotic approximation, and there are several approaches to its derivation, including [BBF04, Osa07]. Balland's derivation [Bal06] of the lognormal SABR formula is a particularly simple and elegant one. Balland's idea is to start with the drift condition for arbitrage-free implied volatility processes, and then to derive an ordinary differential equation (ODE) to be satisfied by normalized implied volatility smiles. In this article, we apply this idea to the rough SABR model to derive a modified ODE, which we solve numerically in the general case. We also provide an accurate closed-form approximation to this numerical solution, which we dub the *rough SABR formula*. In contrast to the classical SABR formula, the rough SABR formula generates a reasonable shape for the entire volatility surface, not just a single smile.

2 No arbitrage dynamics of the implied volatility

As a preliminary step, here we describe the drift condition for arbitrage-free dynamics of implied volatility processes. We treat both the Black-Scholes and Bachelier (normal) implied volatilities. We follow Balland [Bal06] for the Black-Scholes case, and apply the same idea to the Bachelier case. We also introduce the notion of asymptotically arbitrage-free approximation of the implied volatility.

Let $S = \{S_t\}$ be the underlying asset price process of an option market, and $C = \{C_t(K, T)\}$, $C_t(K, T) = P^{\text{BS}}(S_t, K, T-t, \Sigma_t^{\text{BS}}) = P^{\text{B}}(S_t, K, T-t, \Sigma_t^{\text{B}})$ be a call option price process with strike K and maturity T , where $P^{\text{BS}}(S, K, \tau, \sigma)$ and $P^{\text{B}}(S, K, \tau, \sigma)$ are respectively the Black-Scholes and Bachelier call prices with volatility σ

$$P^{\text{BS}}(S, K, \tau, \sigma) = S\Phi(d_+) - K\Phi(d_-), \quad d_{\pm} = \frac{\log \frac{S}{K}}{\sigma\sqrt{\tau}} \pm \frac{\sigma\sqrt{\tau}}{2},$$

$$P^{\text{B}}(S, K, \tau, \sigma) = \sigma\sqrt{\tau}\phi\left(\frac{K - S_0}{\sigma\sqrt{\tau}}\right) - (K - S_0)\left(1 - \Phi\left(\frac{K - S_0}{\sigma\sqrt{\tau}}\right)\right)$$

We fix $K > 0$ and $T > 0$, and study the Black-Scholes and Bachelier implied volatility processes $\Sigma^{\text{BS}} = \{\Sigma_t^{\text{BS}}\}$ and $\Sigma^{\text{B}} = \{\Sigma_t^{\text{B}}\}$.

Proposition 2.1. *Assume that S and C are continuous Itô processes, and that there is an equivalent local martingale measure Q for S and C . Then, $\Sigma := \Sigma^{\text{BS}}$ is a continuous Itô process and, denoting by $D \, dt$ the drift part of $d\Sigma$ under Q , we have*

$$\begin{aligned} & \frac{d}{dt}\langle \log S \rangle + 2k \frac{d}{dt}\langle \log S, \log \Sigma \rangle + k^2 \frac{d}{dt}\langle \log \Sigma \rangle \\ &= \Sigma^2 - 2\Sigma\tau D - \Sigma^2\tau \frac{d}{dt}\langle \log S, \log \Sigma \rangle + \frac{\Sigma^4\tau^2}{4} \frac{d}{dt}\langle \log \Sigma \rangle, \end{aligned} \tag{2.1}$$

where $\tau = T - t$ and $k = \log K/S$.

Proof. By Itô's formula,

$$dC - P_S dS = -P_\tau dt + P_\sigma d\Sigma + \frac{1}{2}P_{SS}d\langle S \rangle + P_{S\sigma}d\langle S, \Sigma \rangle + \frac{1}{2}P_{\sigma\sigma}d\langle \Sigma \rangle$$

and this is (the differential of) a local martingale under Q , where the greeks are

$$\begin{aligned} P_S &= \Phi(d_+), \quad P_\tau = S\phi(d_+)\frac{\sigma}{2\sqrt{\tau}}, \quad P_\sigma = S\phi(d_+)\sqrt{\tau}, \\ P_{SS} &= \frac{\phi(d_+)}{S\sigma\sqrt{\tau}}, \quad P_{S\sigma} = -\frac{\phi(d_+)d_-}{\sigma}, \quad P_{\sigma\sigma} = \frac{S\sqrt{\tau}}{\sigma}d_+d_-\phi(d_+). \end{aligned}$$

Substituting these, we obtain

$$\begin{aligned} -\frac{\Sigma^2}{2}dt + \Sigma\tau Ddt + \frac{1}{2}d\langle \log S \rangle - \left(\log \frac{S}{K} - \frac{\Sigma^2\tau}{2}\right)d\langle \log S, \log \Sigma \rangle \\ + \frac{1}{2}\left(\left|\log \frac{S}{K}\right|^2 - \frac{\Sigma^4\tau^2}{4}\right)d\langle \log \Sigma \rangle = 0. \end{aligned}$$

□

In light of Proposition 2.1, we introduce the following notion.

Definition 2.1. A continuous Itô process $\hat{\Sigma} = \{\hat{\Sigma}_t\}$ is said to be an asymptotically arbitrage-free approximation of Σ^{BS} under Q if, denoting by $\hat{D}dt$ the drift part of $d\hat{\Sigma}$ under Q , there exist a continuous function φ on \mathbb{R} and a continuous process $\Psi = \{\Psi_t\}$ on $[0, T]$ such that

$$\begin{aligned} \left| \frac{d}{dt}\langle \log S \rangle + 2k\frac{d}{dt}\langle \log S, \log \hat{\Sigma} \rangle + k^2\frac{d}{dt}\langle \log \hat{\Sigma} \rangle \right. \\ \left. - \hat{\Sigma}^2 + 2\hat{\Sigma}\tau\hat{D} + \hat{\Sigma}^2\tau\frac{d}{dt}\langle \log S, \log \hat{\Sigma} \rangle - \frac{\hat{\Sigma}^4\tau^2}{4}\frac{d}{dt}\langle \log \hat{\Sigma} \rangle \right| \leq \varphi(\Psi\hat{\Sigma}) \cdot o_p(1) \end{aligned} \quad (2.2)$$

as $\tau = T - t \rightarrow 0$, where $k = \log K/S$ and $o_p(1)$ is a term which converges to 0 in probability.

Now we give a Bachelier version.

Proposition 2.2. Assume that S and C are continuous Itô processes, and that there is an equivalent local martingale measure Q for S and C . Then, $\Sigma := \Sigma^{\text{B}}$ is a continuous Itô process and, denoting by Ddt the drift part of $d\Sigma$ under Q , we have

$$\frac{d}{dt}\langle S \rangle + 2k\frac{d}{dt}\langle S, \log \Sigma \rangle + k^2\frac{d}{dt}\langle \log \Sigma \rangle = \Sigma^2 - 2\Sigma\tau D, \quad (2.3)$$

where $\tau = T - t$ and $k = K - S$.

Proof. By Itô's formula,

$$dC - P_S dS = -P_\tau dt + P_\sigma d\Sigma + \frac{1}{2}P_{SS} d\langle S \rangle + P_{S\sigma} d\langle S, \Sigma \rangle + \frac{1}{2}P_{\sigma\sigma} d\langle \Sigma \rangle$$

and this is (the differential of) a local martingale under Q , where the (Bachelier) greeks are

$$P_S = 1 - \Phi\left(\frac{k}{\sigma\sqrt{\tau}}\right), \quad P_\tau = \frac{\sigma}{2\sqrt{\tau}}\phi\left(\frac{k}{\sigma\sqrt{\tau}}\right), \quad P_\sigma = \sqrt{\tau}\phi\left(\frac{k}{\sigma\sqrt{\tau}}\right),$$

$$P_{SS} = \frac{1}{\sigma\sqrt{\tau}}\phi\left(\frac{k}{\sigma\sqrt{\tau}}\right), \quad P_{S\sigma} = \frac{k}{\sigma^2\sqrt{\tau}}\phi\left(\frac{k}{\sigma\sqrt{\tau}}\right), \quad P_{\sigma\sigma} = \frac{k^2}{\sigma^3\sqrt{\tau}}\phi\left(\frac{k}{\sigma\sqrt{\tau}}\right).$$

Substituting these, we obtain Equation (2.3). \square

In light of Proposition 2.2, we introduce the following notion.

Definition 2.2. A continuous Itô process $\hat{\Sigma} = \{\hat{\Sigma}_t\}$ is said to be an asymptotically arbitrage-free approximation of Σ^B under Q if, denoting by $\hat{D} dt$ the drift part of $d\hat{\Sigma}$ under Q , there exist a continuous function φ on \mathbb{R} and a continuous process $\Psi = \{\Psi_t\}$ on $[0, T]$ such that

$$\left| \frac{d}{dt}\langle S \rangle + 2k \frac{d}{dt}\langle S, \log \hat{\Sigma} \rangle + k^2 \frac{d}{dt}\langle \log \hat{\Sigma} \rangle - \hat{\Sigma}^2 + 2\hat{\Sigma}\tau\hat{D} \right| \leq \varphi(\Psi\hat{\Sigma}) \cdot o_p(1) \quad (2.4)$$

as $\tau = T - t \rightarrow 0$, where $k = K - S$ and $o_p(1)$ is a term which converges to 0 in probability.

It should be noted that the condition for an approximation to be an asymptotically arbitrage-free is necessary but not sufficient for the approximation to be reasonable. In particular, an asymptotically arbitrage-free approximation is not unique and is not necessarily accurate. Still, under the lognormal SABR model

$$\frac{dS}{S} = \alpha dZ, \quad \frac{d\alpha}{\alpha} = \frac{\eta}{2} dW, \quad (2.5)$$

where (Z, W) is a 2-dim correlated Brownian motion with $d\langle Z, W \rangle_t = \rho dt$, and $\rho \in (-1, 1)$ and $\eta > 0$ are constants, Balland [Bal06] found that

$$\hat{\Sigma} := \alpha f(Y), \quad Y = \frac{\eta}{\alpha} \log \frac{K}{S}$$

is (in our terminology) an asymptotically arbitrage-free approximation of Σ^{BS} if f is a solution of the ODE

$$\left(1 - y \frac{f'(y)}{f(y)}\right)^2 \left(1 + \rho y + \frac{y^2}{4}\right) = f(y)^2,$$

and that solving this ODE, the lognormal SABR formula of Hagan et al. [HKLW02] is obtained:

$$f(y) = \frac{y}{g(y)}, \quad g(y) = -2 \log \frac{\sqrt{1 + \rho y + y^2/4} - \rho - y/2}{1 - \rho}.$$

See also [AH13] for a related work. This simple and elegant approach to reach this accurate formula motivates us to seek an asymptotically arbitrage-free approximation to derive a useful formula under rough volatility models.

3 Implied volatility under rough SABR

Here we present our rough SABR model with an asymptotically arbitrage-free approximation of the implied volatility. The model is

$$\frac{dS_t}{\beta(S_t)} = \alpha_t dZ_t, \quad \frac{d\xi_t(s)}{\xi_t(s)} = \kappa(s-t)dW_t, \quad t < s \quad (3.1)$$

under an equivalent martingale measure Q , where $\alpha_t = \sqrt{\xi_t(t)}$, β is a positive continuous function, (Z, W) is a 2-dim correlated $\{\mathcal{F}_t\}$ -Brownian motion with $d\langle Z, W \rangle_t = \rho dt$, $\kappa(t) = \eta \sqrt{2H} t^{H-1/2}$, $\rho \in [-1, 1]$, $\eta > 0$ and $H \in (0, 1/2]$. We assume $\{\xi_0(s)\}_{s \geq 0}$ to be a family of \mathcal{F}_0 measurable random variables and the curve $s \mapsto \xi_0(s)$ to be continuous.

Note that we have an explicit expression

$$\xi_t(s) = \mathbb{E}^Q[\xi_s(s)|\mathcal{F}_t] = \xi_0(s) \exp \left\{ \eta \sqrt{2H} \int_0^t (s-u)^{H-1/2} dW_u - \frac{1}{2} \eta^2 (s^{2H} - (s-t)^{2H}) \right\} \quad (3.2)$$

for $0 \leq t \leq s$. The case $H = 1/2$ with

$$\xi_0(s) = \alpha_0^2 \exp \left\{ \frac{1}{4} \eta^2 s \right\}$$

is the classical SABR model; see (2.5) for the log normal case ($\beta(s) = s$). When $\beta(s) = s$, this is the rough Bergomi model introduced in [BFG16], and $s \mapsto \xi_t(s)$ is the forward variance curve at time t :

$$\int_t^s \xi_t(u) ds = \int_t^s \mathbb{E}^Q [\alpha_u^2 | \mathcal{F}_t] du = \mathbb{E}^Q \left[\int_t^s d\langle \log S \rangle_u | \mathcal{F}_t \right].$$

In general, ξ can be determined from weighted variance swap rates:

$$\int_t^s \xi_t(u) du = \int_t^s \mathbb{E}^Q [\alpha_u^2 | \mathcal{F}_t] du = \mathbb{E}^Q \left[\int_t^s \frac{S_u^2}{\beta(S_u)^2} d\langle \log S \rangle_u | \mathcal{F}_t \right].$$

See [FHT21] for the infinite dimensional Markov property of this model with application to hedging.

Extending Balland [Bal06], we obtain the following result.

Theorem 3.1. *Let f be a solution of the ODE*

$$\left(1 - y \frac{f'(y)}{f(y)} \right)^2 \left(1 + 2\rho \frac{y}{2H+1} + \left(\frac{y}{2H+1} \right)^2 \right) = f(y)^2 \left(1 - (1-2H) \frac{y f'(y)}{f(y)} \right) \quad (3.3)$$

with $f(0) = 1$. Let $\beta(s) = s$, that is, consider the rough Bergomi model. Then,

$$\hat{\Sigma} := Uf(Y)$$

is an asymptotically arbitrage-free approximation of Σ^{BS} under Q , where

$$U_t = \sqrt{\frac{1}{T-t} \int_t^T \xi_t(s) ds}, \quad Y_t = \frac{\kappa(T-t)}{U_t} \log \frac{K}{S_t}.$$

The proof of Theorem 3.1 is given in Appendix A.

Remark 3.1 (Consistency with the asymptotic skew formula of [EFGR19]). Substituting a formal series expansion $f(x) = 1 + ax + bx^2/2 + \dots$ to (3.3), we find

$$a = \frac{\rho}{2(H + 1/2)(H + 3/2)},$$

consistent with the asymptotic skew formula for the rough Bergomi model we obtained in [EFGR19]. That said, the beta function coefficient that appears in the curvature formula of [EFGR19] precludes consistency with the second order coefficient

$$b = \frac{(2H + 3)^2 - 12(2H + 1)\rho^2}{2(H + 1)(2H + 1)^2(2H + 3)^2}.$$

Replacing the role of $\log S$ by S in the proof of Theorem 3.1, we obtain the following Bachelier version.

Theorem 3.2. *Let f be a solution of the ODE (3.3). Let $\beta(s) = 1$. Then,*

$$\hat{\Sigma} := Uf(Y)$$

is an asymptotically arbitrage-free approximation of Σ^B under Q , where

$$U_t = \sqrt{\frac{1}{T-t} \int_t^T \xi_t(s) ds}, \quad Y_t = \kappa(T-t) \frac{K - S_t}{U_t}.$$

According to [BBF02], for a local volatility model $dS_t = \sigma(S_t) dZ_t$, we have

$$\Sigma^{BS} \approx \frac{\log \frac{K}{S}}{\int_S^K \frac{ds}{\sigma(s)}}.$$

In particular for the Bachelier model $\sigma(s) = \sigma$, we have

$$\Sigma^{BS} \approx \sigma \frac{\log \frac{K}{S}}{K - S}$$

that connects the Black-Scholes and Bachelier volatility parameters. Combining this and Theorem 3.2, we obtain an approximation formula for our model with $\beta(s) = 1$:

$$\Sigma^{BS} \approx Uf(Y) \frac{\log \frac{K}{S}}{K - S} = \frac{U}{K - S} f\left(\kappa(\tau) \frac{K - S}{U}\right) \log \frac{K}{S}.$$

This further suggests a formula for general β :

$$\Sigma^{BS} \approx \frac{U}{X} f\left(\kappa(\tau) \frac{X}{U}\right) \log \frac{K}{S}, \quad X = \int_S^K \frac{ds}{\beta(s)}. \quad (3.4)$$

4 Solving the ODE

Now we study the solution of the ODE (3.3). For $g(y) = y/f(y)$, from (3.3), we have

$$g'(y)^2 \left(1 + 2\rho \frac{y}{2H+1} + \frac{y^2}{(2H+1)^2} \right) = 1 - (1-2H) \left(1 - \frac{yg'(y)}{g(y)} \right) \quad (4.1)$$

with $g(y)/y \rightarrow 1$ as $y \rightarrow 0$. When, $H = 1/2$, this is solvable and

$$g(y) = -2 \log \frac{\sqrt{1 + \rho y + y^2/4} - \rho - y/2}{1 - \rho} \quad (4.2)$$

which gives the familiar SABR formula. For $H = 0$, we also have the explicit solution

$$g(y) = \frac{y}{|y|} \sqrt{\log(1 + 2\rho y + y^2) + \frac{2\rho}{\sqrt{1-\rho^2}} \left(\arctan \frac{\rho}{\sqrt{1-\rho^2}} - \arctan \frac{y+\rho}{\sqrt{1-\rho^2}} \right)}. \quad (4.3)$$

We plot the resulting solutions $f(y) = y/g(y)$ for various values of ρ in Figure 4.1.

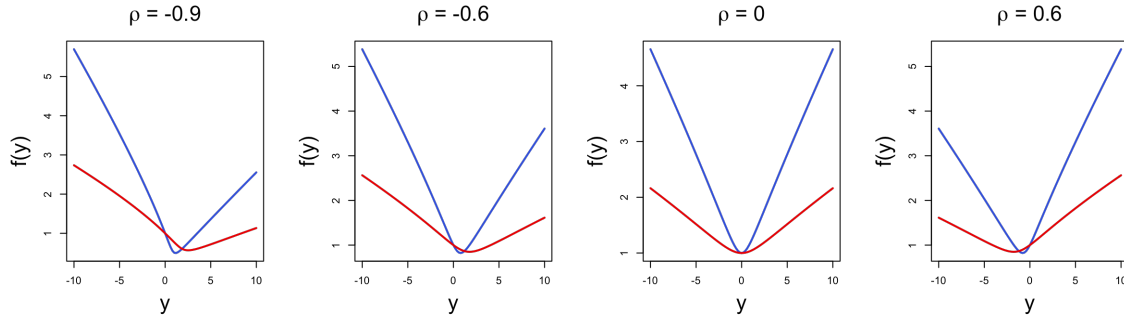


Figure 4.1: The function f for $H = 1/2$ (in red) and $H = 0$ (in blue).

For general H , the ODE has to be solved numerically. By (4.1), we have

$$g'(y) = \frac{(1-2H)f(y) + \sqrt{(1-2H)^2 f(y)^2 + 8Hq(y)}}{2q(y)}, \quad g(0) = 0$$

where

$$f(y) = \frac{y}{g(y)}, \quad f(0) = 1, \quad q(y) = 1 + 2\rho \frac{y}{2H+1} + \frac{y^2}{(2H+1)^2}.$$

There is no difficulty in obtaining a numerical solution for such a one dimensional first order ODE. See Figure 4.2 for numerical examples of f functions for various values of H when $\rho = 0$ (right) and $\rho = -0.9$ (left).

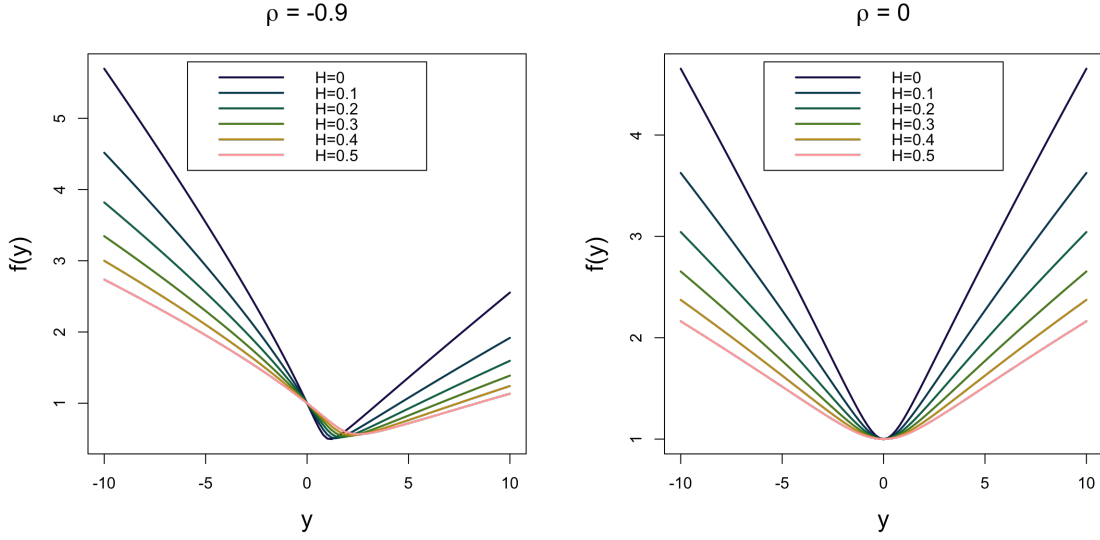


Figure 4.2: The function f : numerical solutions for various values of H

5 A closed-form approximation

In order to derive a closed-form approximation, it turns out to be convenient to recast (4.1) in terms of $G(y) := g(y)^2$. We find

$$\frac{1}{4} G'(y)^2 \left\{ \frac{y^2}{(2H+1)^2} + \frac{2\rho y}{2H+1} + 1 \right\} = (1-2H)y \frac{1}{2} G'(y) + 2H G(y). \quad (5.1)$$

with initial condition $G(0) = 0$. Denote the solutions of (5.1) with $H = 0$ and $H = 1/2$ respectively by $G_0(\cdot)$ and $G_{1/2}(\cdot)$. Then from (4.2) and (4.3),

$$G_{1/2}(y) = 4 \left(\log \frac{\sqrt{1+\rho y + y^2/4} - \rho - y/2}{1-\rho} \right)^2$$

$$G_0(y) = \log(1 + 2\rho y + y^2) + \frac{2\rho}{\sqrt{1-\rho^2}} \left(\arctan \frac{\rho}{\sqrt{1-\rho^2}} - \arctan \frac{y+\rho}{\sqrt{1-\rho^2}} \right).$$

Substituting

$$G(y) = y^2 + a y^3 + b y^4 + \dots$$

into (5.1) and matching coefficients gives

$$a = -\frac{\rho}{\gamma(\gamma+1)}, \quad b = \frac{1}{4\gamma^2(2\gamma+1)} \left(3\rho^2 \frac{4\gamma+1}{(\gamma+1)^2} - 1 \right).$$

where $\gamma = H + \frac{1}{2}$. To the same order, we have

$$\begin{aligned} G_{1/2}(y) &= y^2 - \frac{\rho y^3}{2} + \frac{1}{48} (15\rho^2 - 4)y^4 + \dots \\ G_0(y) &= y^2 - \frac{4\rho y^3}{3} + \frac{1}{2} (4\rho^2 - 1)y^4 + \dots \end{aligned}$$

Matching coefficients of y^2 and y^3 , we arrive at the following interpolation of the extreme solutions G_0 and $G_{1/2}$, which by construction gives the correct ATM skew:

$$G_A(y) = (2H + 1)^2 \left\{ \frac{3(1 - 2H)}{2H + 3} G_0\left(\frac{y}{2H + 1}\right) + \frac{2H}{2H + 3} G_{1/2}\left(\frac{2y}{2H + 1}\right) \right\}. \quad (5.2)$$

Obviously, the approximate solution $G_A(y)$ agrees with $G_0(y)$ when $H = 0$ and with $G_{1/2}(y)$ when $H = 1/2$. To give a sense for the accuracy of the approximate solution is for general H , in Figure 5.1 we plot the numerical solution f versus the approximation $f_A(y) := |y|/\sqrt{G_A(y)}$ for two values of H : $H = 0.05$ which is a typical calibrated value, and $H = 0.25$ which should approximately maximize the approximation error.

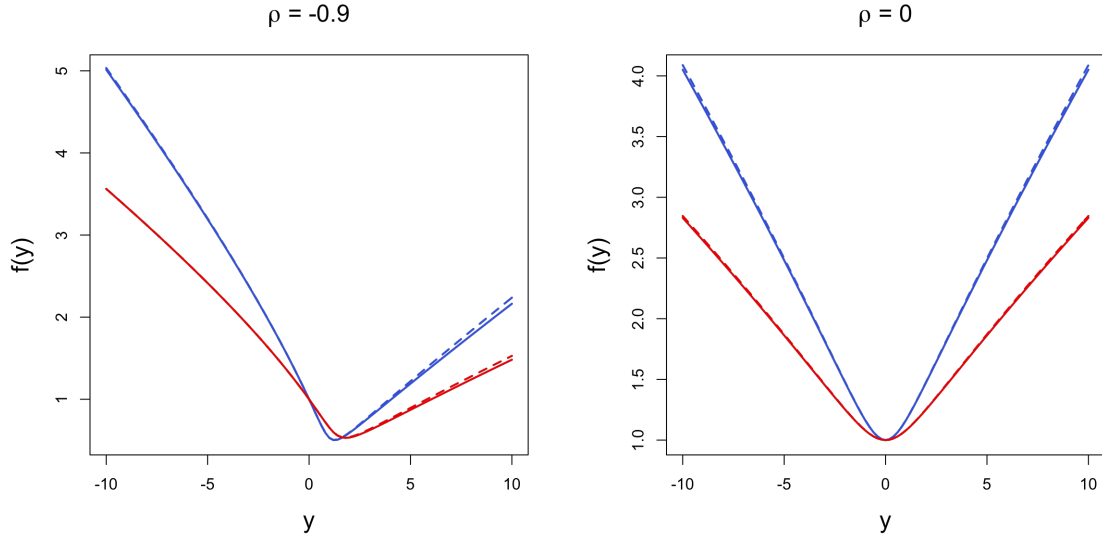


Figure 5.1: The function f and its approximation f_A for two values of ρ . $H = 0.05$ is in blue, $H = 0.25$ is in red; solid line is the numerical solution f and dashed, the approximation $f_A(y)$.

6 Final formula with Monte-Carlo comparison

Let $\tau = T - t$ as before and

$$y(x, \tau) = \frac{\kappa(\tau) x}{U(\tau)}, \quad k = \log \frac{K}{S}, \quad k_\beta = \int_S^K \frac{ds}{\beta(s)}, \quad U_t(\tau) = \sqrt{\frac{1}{\tau} \int_t^{t+\tau} \xi_t(s) ds}.$$

Then (3.4) and (5.2) suggest the following approximate *rough SABR formula* for the Black-Scholes implied volatility $\Sigma(k, \tau)$ of an option with time to expiration τ and log-strike k :

$$\Sigma(k, \tau) = \Sigma(0, \tau) \frac{|y(k, \tau)|}{\sqrt{G_A(y(k_\beta, \tau))}} \quad (6.1)$$

under the rough SABR model (3.1).

In order to confirm the accuracy of (6.1) in the lognormal case $\beta(s) = s$, we simulate the rough Bergomi model [BFG16] with kernel $\kappa(\tau) = \eta \sqrt{2H} \tau^{H-1/2}$ using the hybrid scheme [BLP17, FH21]¹ with 1 million paths, $2^{10} = 1,024$ time steps for $H \in \{0.10, 0.20\}$ and $2^{13} = 8,192$ time steps for the case $H = 0.05$.

We take $\eta = 1$ and a flat forward variance curve, $\xi_0(s) = 0.04$. In Figures 6.1, 6.2, and 6.3, for $H \in \{0.05, 0.1, 0.2\}$, we plot smiles for $\rho \in \{-0.9, -0.6, 0, 0.6\}$. Specifically, each subplot has the graph of

$$\left(y(k, \tau), \frac{\Sigma(k, \tau)}{\Sigma(0, \tau)} \right) = \left(\frac{\kappa(\tau)k}{0.2}, \frac{\Sigma(k, \tau)}{\Sigma(0, \tau)} \right),$$

In each case, the dashed red curve (“rSABR”) is the function f obtained by solving the ODE (3.3) numerically. From these plots, we first notice that the scaling of $y(k, \tau)$ works remarkably well to offset the maturity dependence of the normalized smile. Also, note in particular that the quality of our approximation decreases as H decreases.

As a further experiment, we simulate the rough SABR model (3.1) with $\beta(s) = \sqrt{s}$ with 1 million paths and $2^{12} = 4,096$ time steps for $H = 0.05$ and $\rho = -0.9$. Again, we take $\eta = 1$ and a flat forward variance curve, $\xi_0(s) = 0.04$. The quality of the rough SABR formula (6.1) is demonstrated in Figure 6.4. Here we plot against k on the x-axis, rather than $y(k, \tau)$.

Through these numerical experiments, we observe that for small values of H such as $H = 0.05$ with $\eta = 1$, we need as many as 2^{12} time steps to achieve convergence. A computation with so many time steps is obviously extremely time-consuming, as if to emphasize to us the value of analytical approximations.

We emphasize that our rough SABR formula (6.1) is a short-dated approximation, as is the original SABR formula of [HKLW02]. As with the classical SABR formula, we can only expect the approximation to work well for values of the dimensionless expansion parameter $\eta \tau^H < 1$ and indeed this is what we find in our extensive numerical experiments. For more extreme rough Bergomi parameter sets such as the pair $\eta = 2.3$, $H = 0.05$ arising from calibration of the rough Bergomi model to the SPX surface [BFG16], the approximate formula (6.1) does not match the Monte Carlo smile sufficiently well for it to be useful in model calibration.

¹Implementation of the refinement of [FH21] seems to make a significant difference in resolving the smile for out-of-the-money calls. Here we set the parameters $\kappa = 2$ and $\kappa' = n$ for the scheme of [FH21].

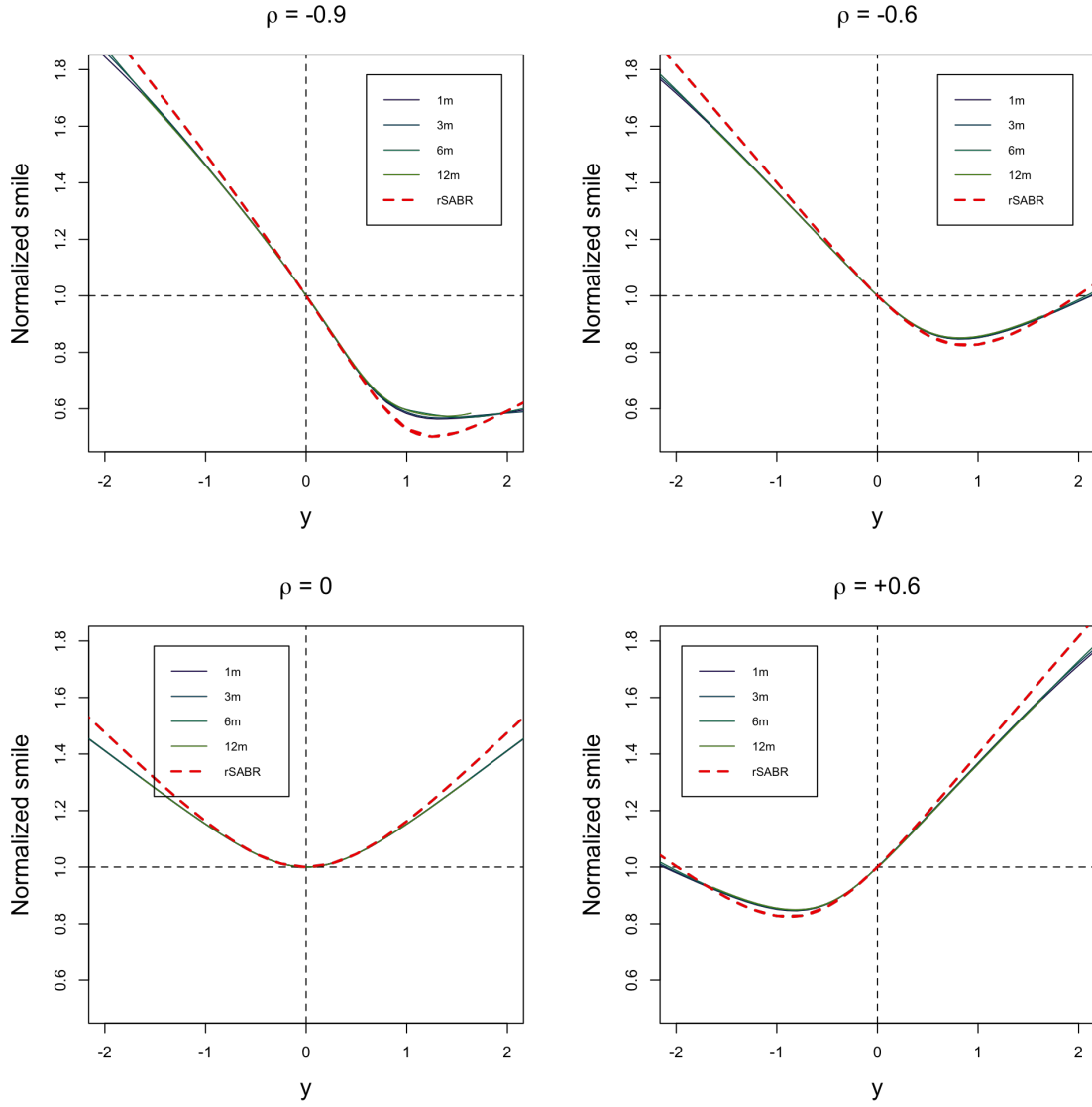


Figure 6.1: With $\beta(s) = s$ and parameters $H = 0.05$, $\eta = 1$, the dashed red line is the numerical solution f ; Monte Carlo estimates of normalized implied volatility $\Sigma(k, \tau)/\Sigma(0, \tau)$ for $\tau = 1, 3, 6$, and 12 months are as in the legend.

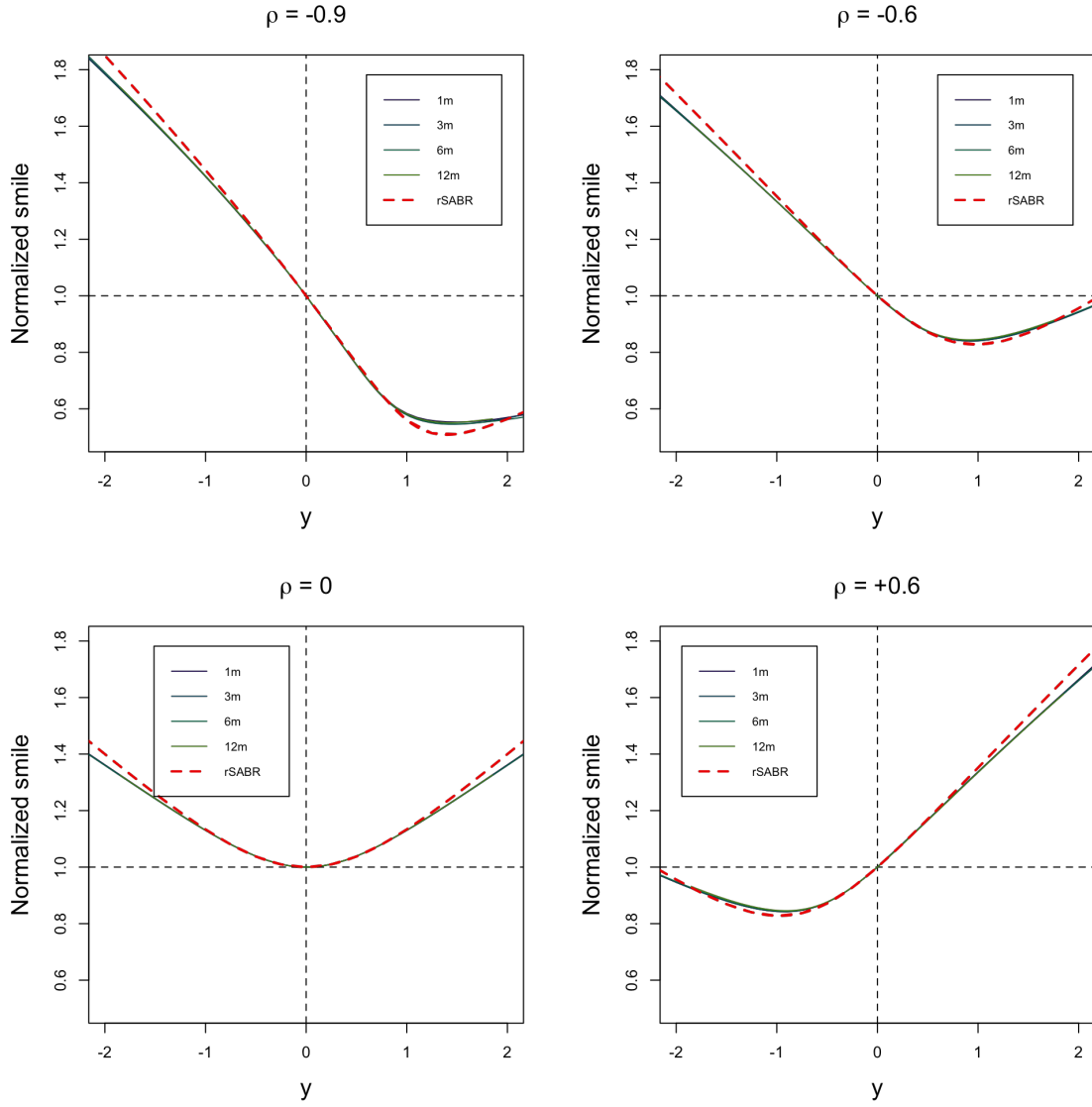


Figure 6.2: With $\beta(s) = s$ and parameters $H = 0.10$, $\eta = 1$, the dashed red line is the numerical solution f ; Monte Carlo estimates of normalized implied volatility $\Sigma(k, \tau)/\Sigma(0, \tau)$ for $\tau = 1, 3, 6$, and 12 months are as in the legend.

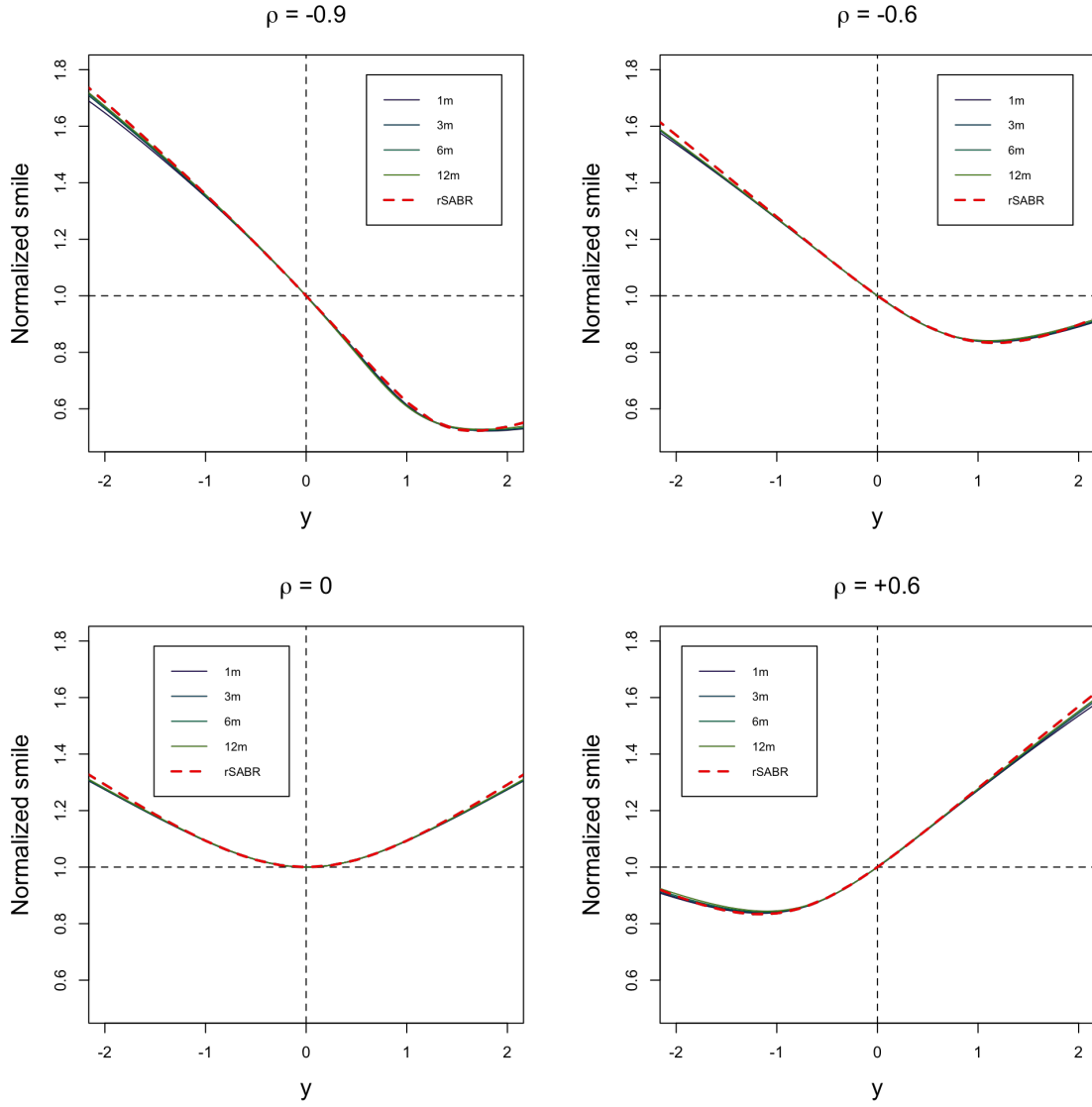


Figure 6.3: With $\beta(s) = s$ and parameters $H = 0.20$, $\eta = 1$, the dashed red line is the numerical solution f ; Monte Carlo estimates of normalized implied volatility $\Sigma(k, \tau)/\Sigma(0, \tau)$ for $\tau = 1, 3, 6$, and 12 months are as in the legend.

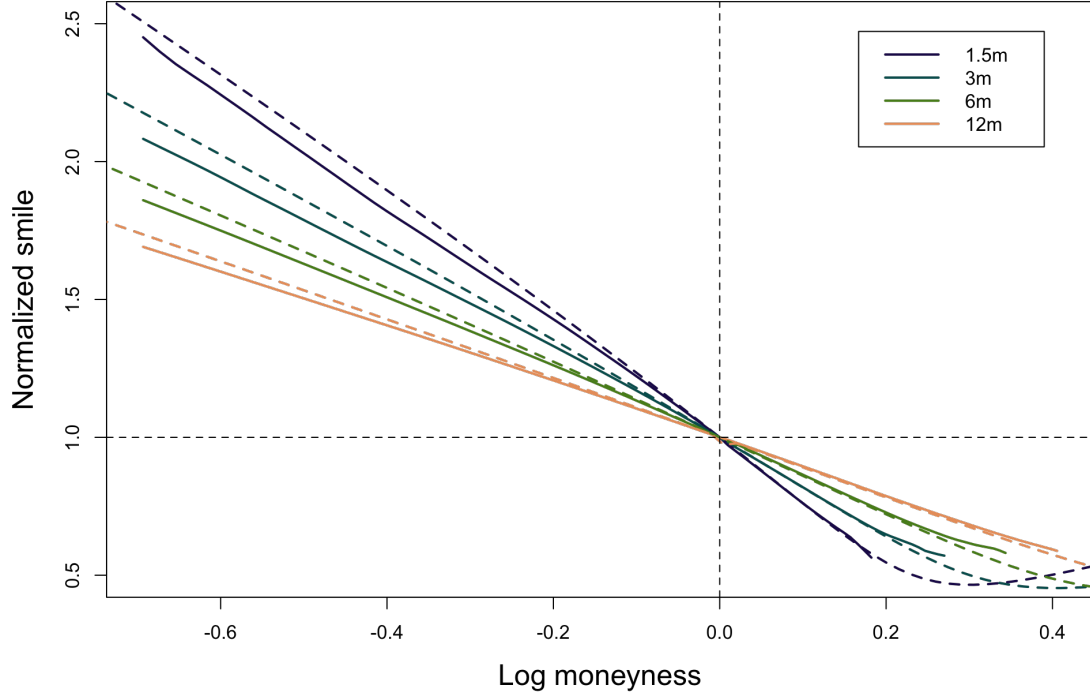


Figure 6.4: With $\beta(s) = \sqrt{s}$ and parameters $H = 0.05$, $\eta = 1$, Monte Carlo estimates of normalized implied volatility $\Sigma(k, \tau)/\Sigma(0, \tau)$ for $\tau = 1.5, 3, 6$, and 12 months are as in the legend. Dashed lines are corresponding plots of the rough SABR formula (6.1).

7 Summary and conclusions

Following an approach originally suggested by Balland [Bal06] in the context of the classical SABR model, we derived an ODE that is satisfied by the rough SABR normalized volatility smile for short maturities. We solved this ODE numerically and further derived a very accurate approximation to the numerical solution. The resulting analytical formula coincides with the classical one in the case $H = \frac{1}{2}$. Numerical simulation of rough Bergomi smiles confirms that our small time approximation works well for values of the expansion parameter $\eta \tau^H < 1$.

In FX and interest rate applications, parameters of the classical SABR formula are allowed to depend on time to expiration; effectively a different model for each expiration. In our setup, effective classical SABR parameters also depend on time to expiration, according to the chosen value of H . Our conjecture is that the time dependence of market-implied classical SABR parameters can be parameterized by H – confirmation of this is left for further research. If so, given that our rough SABR formula is hardly more complicated than the classical SABR formula, it has the potential to be widely adopted by practitioners.

References

- [AH13] Jesper Andreasen and Brian Huge. Expanded forward volatility. *Risk*, 26(1):101–107, 2013.
- [ALV07] Elisa Alòs, Jorge A León, and Josep Vives. On the short-time behavior of the implied volatility for jump-diffusion models with stochastic volatility. *Finance and Stochastics*, 11(4):571–589, 2007.
- [Bal06] Philippe Balland. Forward smile. Presentation at Global Derivatives, Paris, September 2006.
- [BBF02] Henri Berestycki, Jérôme Busca, and Igor Florent. Asymptotics and calibration of local volatility models. *Quantitative Finance*, 2:61–69, 2002-02.
- [BBF04] Henri Berestycki, Jérôme Busca, and Igor Florent. Computing the implied volatility in stochastic volatility models. *Communications on Pure and Applied Mathematics*, 57:1–22, 2004.
- [BFG16] Christian Bayer, Peter Friz, and Jim Gatheral. Pricing under rough volatility. *Quantitative Finance*, 16(6):887–904, 2016.
- [BLP17] Mikkel Bennedsen, Asger Lunde, and Mikko S Pakkanen. Hybrid scheme for Brownian semistationary processes. *Finance and Stochastics*, 21(4):931–965, 2017.
- [EFGR19] Omar El Euch, Masaaki Fukasawa, Jim Gatheral, and Mathieu Rosenbaum. Short-term at-the-money asymptotics under stochastic volatility models. *SIAM Journal on Financial Mathematics*, 10(2):491–511, 2019.
- [FH21] Masaaki Fukasawa and Asuto Hirano. Refinement by reducing and reusing random numbers of the hybrid scheme for Brownian semistationary processes. *Quantitative Finance*, available online, 2021.
- [FHT21] Masaaki Fukasawa, Blanka Horvath, and Peter Tankov. Hedging under rough volatility. *arXiv:2105.04073 [q-fin]*, 2021.
- [Fuk17] Masaaki Fukasawa. Short-time at-the-money skew and rough fractional volatility. *Quantitative Finance*, 17(2):189–198, 2017.
- [FZ17] Martin Forde and Hongzhong Zhang. Asymptotics for rough stochastic volatility models. *SIAM Journal on Financial Mathematics*, 8(1):114–145, 2017.
- [HKLW02] Patrick S Hagan, Deep Kumar, Andrew S Lesniewski, and Diana E Woodward. Managing smile risk. *Wilmott Magazine*, pages 84–108, 2002.
- [Osa07] Yasufumi Osajima. The asymptotic expansion formula of implied volatility for dynamic SABR model and FX hybrid model. *papers.ssrn.com*, 2007.

A Proof of Theorem 3.1

Proof. Denote $\tau = T - t$ and $k = \log K/S$. By Itô's formula, we have

$$\frac{dU}{U} = \frac{1}{2}\kappa(\tau)RdW + \frac{1}{2}\left(\frac{1}{\tau}\left(1 - \frac{\alpha^2}{U^2}\right) - \frac{1}{4}\kappa(\tau)^2R^2\right)dt,$$

where

$$R_t = \frac{\int_t^T \kappa(s-t)\xi_t(s)ds}{\kappa(T-t) \int_t^T \xi_t(s)ds}.$$

Further, we have

$$\begin{aligned} dY &= -\frac{\kappa'(\tau)}{\kappa(\tau)}Ydt + \frac{\kappa(\tau)}{U}dk + \kappa(\tau)kd\frac{1}{U} + \kappa(\tau)d\langle \frac{1}{U}, k \rangle \\ &= \frac{Y}{2\tau}(1 - 2H)dt + \frac{\kappa(\tau)}{U}dk - Y\frac{dU}{U} + \frac{Y}{U^2}d\langle U \rangle - \frac{\kappa(\tau)}{U^2}\langle U, k \rangle \\ &= \frac{Y}{2\tau}\left(\frac{\alpha^2}{U^2} - 2H\right)dt + \frac{\kappa(\tau)^2}{2}\left(\frac{3}{4}YR^2 + \frac{\alpha}{U}R\rho\right)dt + \frac{\kappa(\tau)}{U}dk - \frac{Y}{2}\kappa(\tau)RdW \\ &= -\frac{Y}{2}\kappa(\tau)RdW - \kappa(\tau)\frac{\alpha}{U}dZ + \text{drift}, \end{aligned}$$

and so,

$$\begin{aligned} d\log \hat{\Sigma} &= \frac{1}{2}\kappa(\tau)RdW + \frac{f'(Y)}{f(Y)}dY + \text{drift}, \\ &= \frac{1}{2}\kappa(\tau)R\left(1 - \frac{Yf'(Y)}{f(Y)}\right)dW - \kappa(\tau)\frac{f'(Y)}{f(Y)}\frac{\alpha}{U}dZ + \text{drift}. \end{aligned}$$

This implies

$$\begin{aligned} &\frac{d}{dt}\langle \log \hat{\Sigma} \rangle \\ &= \kappa(\tau)^2 \left\{ \frac{R^2}{4} \left(1 - \frac{Yf'(Y)}{f(Y)}\right)^2 + \left(\frac{f'(Y)}{f(Y)}\frac{\alpha}{U}\right)^2 - R\left(1 - \frac{Yf'(Y)}{f(Y)}\right)\frac{f'(Y)\rho\alpha}{f(Y)U} \right\} \end{aligned}$$

and

$$\frac{d}{dt}\langle \log S, \log \hat{\Sigma} \rangle = \frac{\rho\alpha}{2}\kappa(\tau)R_t\left(1 - \frac{Yf'(Y)}{f(Y)}\right) - \frac{f'(Y)}{f(Y)}\frac{\alpha^2\kappa(\tau)}{U}.$$

Therefore,

$$\begin{aligned}
& \frac{d}{dt} \langle \log S \rangle + 2k \frac{d}{dt} \langle \log S, \log \hat{\Sigma} \rangle + k^2 \frac{d}{dt} \langle \log \hat{\Sigma} \rangle \\
&= \alpha^2 + 2k\kappa(\tau) \left\{ \frac{\rho\alpha}{2} R \left(1 - \frac{Yf'(Y)}{f(Y)} \right) - \frac{f'(Y)\alpha^2}{f(Y)U} \right\} \\
&+ k^2\kappa(\tau)^2 \left\{ \frac{R^2}{4} \left(1 - \frac{Yf'(Y)}{f(Y)} \right)^2 + \left(\frac{f'(Y)\alpha}{f(Y)U} \right)^2 - R \left(1 - \frac{Yf'(Y)}{f(Y)} \right) \frac{f'(Y)\rho\alpha}{f(Y)U} \right\} \\
&= U^2 \left\{ \frac{\alpha^2}{U^2} + 2Y \frac{\alpha}{U} \left\{ \frac{\rho R}{2} \left(1 - \frac{Yf'(Y)}{f(Y)} \right) - \frac{f'(Y)\alpha}{f(Y)U} \right\} \right. \\
&\quad \left. + Y^2 \left\{ \frac{R^2}{4} \left(1 - \frac{Yf'(Y)}{f(Y)} \right)^2 + \left(\frac{f'(Y)\alpha}{f(Y)U} \right)^2 - \left(1 - \frac{Yf'(Y)}{f(Y)} \right) \frac{f'(Y)\alpha}{f(Y)U} \rho R \right\} \right\} \\
&= U^2 \left\{ \left(\frac{\alpha}{U} + Y \left\{ \frac{\rho R}{2} \left(1 - \frac{Yf'(Y)}{f(Y)} \right) - \frac{f'(Y)\alpha}{f(Y)U} \right\} \right)^2 + (1 - \rho^2) \frac{R^2}{4} Y^2 \left(1 - \frac{Yf'(Y)}{f(Y)} \right)^2 \right\} \\
&= U^2 \left(1 - \frac{Yf'(Y)}{f(Y)} \right)^2 \left\{ \frac{\alpha^2}{U^2} + \rho R \frac{\alpha}{U} Y + \frac{R^2}{4} Y^2 \right\}.
\end{aligned}$$

Now we consider the second line of (2.2). From the above computations, we see that the last two terms are of $O(\tau\kappa(\tau)) = O(\tau^{H+1/2})$. For the second term, since

$$d\hat{\Sigma} = f(Y)dU + Uf'(Y)dY + \frac{1}{2}Uf''(Y)d\langle Y \rangle + f'(Y)d\langle U, Y \rangle,$$

we have

$$\begin{aligned}
\hat{D} &= Uf(Y) \left(\frac{1}{2\tau} \left(1 - \frac{\alpha^2}{U^2} B \right) - \frac{1}{8} \kappa(\tau)^2 R^2 \right) \\
&+ Uf'(Y) \left(\frac{Y}{2\tau} \left(\frac{\alpha^2}{U^2} - 2H \right) + \frac{\kappa(\tau)^2}{2} \left(\frac{3}{4} YR^2 + \frac{\alpha}{U} R\rho \right) \right) \\
&+ \frac{1}{2} Uf''(Y) \kappa(\tau)^2 \left(\frac{\alpha^2}{U^2} + \frac{\alpha}{U} YR\rho + \frac{Y^2 R^2}{4} \right) - Uf'(Y) \kappa(\tau)^2 \left(\frac{YR^2}{4} + \frac{\alpha}{U} \frac{R\rho}{2} \right) \\
&= \frac{1}{2\tau} Uf(Y) \left(1 - \frac{\alpha^2}{U^2} + \frac{Yf'(Y)}{f(Y)} \left(\frac{\alpha^2}{U^2} - 2H \right) \right) \\
&+ \frac{1}{2} U\kappa(\tau)^2 \left(-f(Y) \frac{R^2}{4} \left(1 - \frac{Yf'(Y)}{f(Y)} \right) + f''(Y) \left(\frac{\alpha^2}{U^2} + \rho R \frac{\alpha}{U} Y + \frac{R^2}{4} Y^2 \right) \right).
\end{aligned}$$

Therefore, we have a nonnegligible term

$$2\hat{\Sigma}\tau\hat{D} \approx U^2 f(Y)^2 \left(\left(1 - \frac{Yf'(Y)}{f(Y)} \right) \left(1 - \frac{\alpha^2}{U^2} \right) + (1 - 2H) \frac{Yf'(Y)}{f(Y)} \right).$$

Now, using that f is a solution of (3.3),

$$\begin{aligned}
& \frac{d}{dt} \langle \log S \rangle + 2k \frac{d}{dt} \langle \log S, \log \hat{\Sigma} \rangle + k^2 \frac{d}{dt} \langle \log \hat{\Sigma} \rangle \\
& - \hat{\Sigma}^2 + 2\hat{\Sigma}\tau\hat{D} + \hat{\Sigma}^2\tau \frac{d}{dt} \langle \log S, \log \hat{\Sigma} \rangle - \frac{\hat{\Sigma}^4\tau^2}{4} \frac{d}{dt} \langle \log \hat{\Sigma} \rangle \\
& \approx U^2 \left(1 - \frac{Yf'(Y)}{f(Y)} \right)^2 \left(-1 + \frac{\alpha^2}{U^2} + \rho Y \left(\frac{\alpha}{U} R - \frac{1}{H+1/2} \right) + \frac{Y^2}{4} \left(R^2 - \frac{1}{(H+1/2)^2} \right) \right) \\
& + U^2 f(Y)^2 \left(1 - \frac{Yf'(Y)}{f(Y)} \right) \left(1 - \frac{\alpha^2}{U^2} \right).
\end{aligned}$$

The result then follows from the lemma below, by taking $\Psi = 1/U$ so that $\Psi\hat{\Sigma} = f(Y)$. \square

Lemma A.1. As $\tau = T - t \rightarrow 0$,

$$\frac{\alpha_t}{U_t} \rightarrow 1, \quad R_t \rightarrow \frac{1}{H+1/2}$$

in probability.

Proof. By the explicit expression (3.2), we have

$$\log \frac{\xi_t(s)}{\xi_t(t)} = \log \frac{\xi_0(s)}{\xi_0(t)} + \int_0^t [\kappa(s-u) - \kappa(t-u)] dW_u - \frac{1}{2} \int_0^t [\kappa(s-u)^2 - \kappa(t-u)^2] du$$

for $t \leq s \leq T$. Now, as $\tau = T - t \rightarrow 0$,

$$\int_0^t [\kappa(s-u)^2 - \kappa(t-u)^2] du = \eta^2 [s^{2H} - (s-t)^{2H} - t^{2H}] \rightarrow 0,$$

and

$$\begin{aligned}
& \int_0^t [\kappa(s-u) - \kappa(t-u)]^2 du \\
& = \eta^2 \left[s^{2H} - (s-t)^{2H} + t^{2H} - 4H \int_0^t (s-u)^{H-1/2} (t-u)^{H-1/2} du \right] \\
& = \eta^2 \left[s^{2H} - (s-t)^{2H} + t^{2H} - 4H t^{2H} \int_0^1 (s/t - 1 + x)^{H-1/2} x^{H-1/2} dx \right] \rightarrow 0.
\end{aligned}$$

Also, the initial forward variance curve is continuous by assumption, so $\xi_t(s)/\xi_t(t) \rightarrow 1$.

Therefore,

$$\frac{U_t^2}{\alpha_t^2} = \int_0^1 \frac{\xi_t(t+\tau\theta)}{\xi_t(t)} d\theta \rightarrow 1,$$

and

$$R_t = \frac{\int_0^1 \theta^{H-1/2} \xi_t(t+\tau\theta) d\theta}{\int_0^1 \xi_t(t+\tau\theta) d\theta} \rightarrow \int_0^1 \theta^{H-1/2} d\theta = \frac{1}{H+1/2}.$$

\square