

# Geometric Approach to Analytic Marginalisation of the Likelihood Ratio for Continuous Gravitational Wave Searches

Karl Wette<sup>1</sup> 

<sup>1</sup> ARC Centre of Excellence for Gravitational Wave Discovery (OzGrav) and Centre for Gravitational Astrophysics, Australian National University, Canberra ACT 2601, Australia; karl.wette@anu.edu.au

**Abstract:** The likelihood ratio for a continuous gravitational wave signal is viewed geometrically as a function of the orientation of two vectors; one representing the optimal signal-to-noise ratio, the other representing the maximised likelihood ratio or  $\mathcal{F}$ -statistic. Analytic marginalisation over the angle between the vectors yields a marginalised likelihood ratio which is a function of the  $\mathcal{F}$ -statistic. Further analytic marginalisation over the optimal signal-to-noise ratio is explored using different choices of prior. Monte-Carlo simulations show that the marginalised likelihood ratios have identical detection power to the  $\mathcal{F}$ -statistic. This approach demonstrates a route to viewing the  $\mathcal{F}$ -statistic in a Bayesian context, while retaining the advantages of its efficient computation.

**Keywords:** continuous gravitational waves; data analysis; matched filter; Bayesian inference; marginal likelihood; analytic marginalization

## 1. Introduction

Continuous gravitational waves are, at best, weak signals relative to the sensitivity of current-generation interferometric detectors [1–3]. Searches of data from the LIGO and Virgo observatories, most recently from their 2nd [4–20] and 3rd observing runs [21,22], have yet to make a first detection. Theoretical modelling of rapidly-rotating, non-axisymmetric neutron stars – the most likely source of continuous waves – predict a wide range of possible signal strengths [23–30]. Optimally-sensitive data analysis techniques are therefore important.

Given an assumed signal model – a quasisinusoid which evolves with the rotation frequency of the neutron star, and is modulated by the relative motion between the star and an Earth-based detector – a matched filter can be constructed to achieve maximum *detection power*, in the Neyman–Pearson [31] sense of maximising the probability of detection (true positive) at a given probability of false alarm (false positive). Furthermore, as first shown in [32], the matched filter likelihood ratio can be analytically maximised over four *amplitude parameters*  $\mathcal{A}_1, \mathcal{A}_2, \mathcal{A}_3, \mathcal{A}_4$ , resulting in the well-known  $\mathcal{F}$ -statistic.

The Bayesian approach to signal detection and parameter inference has become central to gravitational-wave astronomy [e.g. 33]. It was recognised in [34,35] that maximisation over signal parameters can bias detection statistics: from the Bayesian viewpoint, maximisation implicitly assumes prior probabilities for the maximised parameters, which may not be physically motivated.

In [36] the  $\mathcal{F}$ -statistic is shown to possess such a bias due to analytic maximisation over the four amplitude parameters. The  $\mathcal{A}_1, \mathcal{A}_2, \mathcal{A}_3, \mathcal{A}_4$  are functions of four physical parameters of the continuous wave signal model: the overall signal strength  $h_0$ ; the inclination  $\iota$  and polarisation  $\psi$  angles, which orient the neutron star rotation axis relative to the observer; and the signal phase  $\phi_0$  at some reference time. Given no prior knowledge of the orientation of the neutron star, or the signal phase, one would assume uniform priors on  $\cos \iota$ ,  $\psi$ , and  $\phi_0$ ; and the absence of detections of continuous wave to date is consistent with a choice of prior on  $h_0$  which prefers weaker signals to stronger ones. The  $\mathcal{F}$ -statistic, however, implicitly adopts priors which prefer stronger signals (i.e. larger  $h_0$ ) compared to weaker ones. It is also biased

in favour of *linearly polarised* signals where  $\cos \iota \sim 0$  (i.e. the neutron star is viewed “edge-on” with the rotation axis at right angles to the line of sight) compared to *circularly polarised* signals where  $|\cos \iota| = 1$  (i.e. the neutron star is viewed “face-on” with the rotation axis parallel to the line of sight).

By instead marginalising the likelihood ratio over  $h_0$ ,  $\cos \iota$ ,  $\psi$ , and  $\phi_0$  with physically-motivated priors, [36] introduced the  $\mathcal{B}$ -statistic, a Bayesian alternative to the  $\mathcal{F}$ -statistic. Monte-Carlo simulations were performed to estimate the *receiver-operator curve*, which plots the probability of detection against the probability of false alarm. The  $\mathcal{B}$ -statistic was found to be a more powerful detection statistic than the  $\mathcal{F}$ -statistic, assuming a signal population where the distributions of  $\cos \iota$ ,  $\psi$ , and  $\phi_0$  are consistent with the  $\mathcal{B}$ -statistic priors [35].

A practical downside of the  $\mathcal{B}$ -statistic is that, to date, a convenient analytic expression for the marginalised likelihood ratio has not been found, and therefore the marginalisation must be performed by numerical integration. This puts the  $\mathcal{B}$ -statistic at a disadvantage with respect to the  $\mathcal{F}$ -statistic, for which computationally efficient implementations exist [32,37–39]. Past work has sought to address this issue through transformation of the amplitude parameters to new coordinate systems, and approximations to the marginalisation integrals in various limits [40–43].

This paper presents an alternative route to marginalising the likelihood ratio for continuous gravitational wave searches. A geometric view of the likelihood ratio is presented in Sec. 2, which permits analytic marginalisation over its parameters in Sec. 3. Receiver-operator curves for the marginalised likelihood ratio are presented in Sec. 4, and a discussion in Sec. 5 concludes the paper.

## 2. Geometric View of the Likelihood Ratio

Gravitational waves detectors measure strain, the differential displacement between test particles due to a passing gravitational wave. The strain due to a continuous wave signal may be written as [32]

$$h(t, \mathcal{A}, p) = \vec{\mathcal{A}} \cdot \vec{h}(t, p), \quad (1)$$

where  $\vec{\mathcal{A}} \in \mathbb{R}^4$  is a vector of the amplitude parameters, and  $\vec{h}(t, p) \in \mathbb{R}^4$  is a vector of time-dependent basis functions.<sup>1</sup> Additional parameters  $p$  of  $\vec{h}$  encode the phase modulation of the continuous wave signal: these typically include Taylor coefficients of the evolution of the gravitational wave frequency, the position of the neutron star in the sky, and if necessary parameters of the orbit of the neutron star around a companion.

The likelihood ratio for continuous waves arises from considering two hypotheses: that the data  $x(t)$  consists only of Gaussian stationary noise, with single-sided power spectral density  $S$ ; or that the data additionally contains a signal specified by Eq. (1). The log-likelihood ratio between the two hypotheses is then [32,44]

$$\ln \Lambda(x; \mathcal{A}, p) = \vec{\mathcal{A}} \cdot \vec{X}(x; p) - \frac{1}{2} \vec{\mathcal{A}} \cdot \mathcal{M} \cdot \vec{\mathcal{A}}. \quad (2)$$

A search for continuous wave is performed by repeated computation of Eq. (2) for different choices of  $p$ , corresponding to different choices of signal hypothesis. Typically, a fixed set of  $p$  called a *template bank* is constructed, in such a way as ensure any signal in  $x(t)$  matches at least one of the signal hypotheses with high signal-to-noise ratio. A metric on the parameter space of  $p$  is often used in constructing template banks [44–47].

The elements of the vector  $\vec{X}(x; p) \in \mathbb{R}^4$  in Eq. (2) are inner products (normalised by  $S$ ) of the data  $x(t)$  with the basis functions  $\vec{h}(t, p)$ . The elements of the matrix  $\mathcal{M} \in \mathbb{R}^4 \otimes \mathbb{R}^4$

<sup>1</sup> The dot product  $\alpha \cdot \beta$  henceforth denotes the contraction of the last index of the tensor  $\alpha$  with the first index of the tensor  $\beta$ .

are inner products of the  $\vec{h}(t, p)$  with each other. The typical time-span of data searched for continuous waves (days to years) far exceeds the time-scale of oscillations in  $\vec{h}(t, p)$  due to the gravitational wave frequency ( $\sim 1\text{--}10^3$  Hz); as a result, some inner products between the  $\vec{h}(t, p)$  quickly average to zero. The remaining non-zero elements of  $\mathcal{M}$  are [32,48,49]

$$\mathcal{M} = \frac{1}{2} \begin{pmatrix} A & C & 0 & E \\ C & B & -E & 0 \\ 0 & -E & A & C \\ E & 0 & C & B \end{pmatrix}. \quad (3)$$

The element  $E = 0$  under the assumption that the gravitational wavelength is much larger than the size of the detector; this holds for terrestrial gravitational-wave interferometers, though not for proposed space-based detectors [48,49]. The elements  $A$ ,  $B$ , and  $C$  can be expressed as inner products between two functions  $a(t, p)$  and  $b(t, p)$ , which are related to the response of the gravitational wave detector to the two fundamental polarisations – “plus” and “cross” – of gravitational waves in general relativity.

The matrix  $\mathcal{M}$  is symmetric and positive definite [32]. It follows that its four leading principal minors  $D_1$ ,  $D_2$ ,  $D_3$ , and  $D_4$  are all strictly positive:

$$D_1 = \det \frac{1}{2}(A) = \frac{1}{2}A > 0, \quad (4a)$$

$$D_2 = \det \frac{1}{2} \begin{pmatrix} A & C \\ C & B \end{pmatrix} = \frac{1}{4}(AB - C^2) > 0, \quad (4b)$$

$$D_3 = \det \frac{1}{2} \begin{pmatrix} A & C & 0 \\ C & B & -E \\ 0 & -E & A \end{pmatrix} = \frac{1}{8}A(AB - C^2 - E^2) > 0, \quad (4c)$$

$$D_4 = \det \mathcal{M} = \frac{1}{16}(AB - C^2 - E^2)^2 > 0. \quad (4d)$$

It also follows that  $\mathcal{M}$  possesses a Cholesky decomposition: a lower triangular matrix  $\mathcal{N} \in \mathbb{R}^4 \otimes \mathbb{R}^4$  such that  $\mathcal{M} = \mathcal{N}\mathcal{N}^T$ , where  $\mathcal{N}^T$  is the transpose of  $\mathcal{N}$ . The elements of  $\mathcal{N}$  are given in terms of the elements of  $\mathcal{M}$  and the leading principal minors  $D_2$  and  $D_3$ :

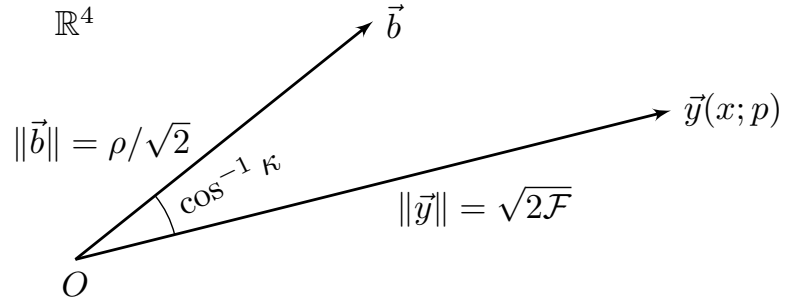
$$\mathcal{N} = \begin{pmatrix} \sqrt{A/2} & 0 & 0 & 0 \\ C/\sqrt{2A} & \sqrt{2D_2/A} & 0 & 0 \\ 0 & -E/\sqrt{8D_2/A} & \sqrt{D_3/D_2} & 0 \\ E/\sqrt{2A} & -CE/\sqrt{8AD_2} & C\sqrt{D_3/(A^2D_2)} & 2\sqrt{D_3/A^2} \end{pmatrix}. \quad (5)$$

Define the vectors

$$\vec{b} = \mathcal{N}^T \cdot \vec{A} = \begin{pmatrix} (\mathcal{A}_1 A + \mathcal{A}_2 C + \mathcal{A}_4 E)/\sqrt{2A} \\ (4\mathcal{A}_2 D_2 - \mathcal{A}_3 A E - \mathcal{A}_4 C E)/\sqrt{8AD_2} \\ (\mathcal{A}_3 + \mathcal{A}_4(C/A))\sqrt{D_3/D_2} \\ (2\mathcal{A}_4\sqrt{D_3})/A \end{pmatrix}, \quad (6)$$

$$\vec{y}(x; p) = \mathcal{N}^{-1} \cdot \vec{X}(x; p) = \begin{pmatrix} X_1\sqrt{2/A} \\ (AX_2 - CX_1)/\sqrt{2AD_2} \\ ((4D_2X_3 + AEX_2 - CEX_1)/(4D_3))\sqrt{D_3/D_2} \\ (AX_4 - CX_3 - EX_1)/(2\sqrt{D_3}) \end{pmatrix}. \quad (7)$$

The log-likelihood ratio of Eq. (2) can then be re-expressed as



**Figure 1.** Schematic of the vectors  $\vec{b}$  [Eq. (6)] and  $\vec{y}(x; p)$  [Eq. (7)], their lengths [Eqs. (9) and (10)], and the cosine  $\kappa$  of the angle between them [Eq. (11)].

$$\ln \Lambda(x; \mathcal{A}, p) = \vec{b} \cdot \vec{y}(x; p) - \frac{1}{2} \|\vec{b}\|^2, \quad (8)$$

where  $\|\vec{b}\|^2 \equiv \vec{b} \cdot \vec{b}$  defines the vector norm. The lengths of the vectors  $\vec{b}$  and  $\vec{y}(x; p)$  are related to two well-known quantities. The length of  $\vec{b}$  is proportional to the optimal signal-to-noise ratio of the matched filter [cf. 44, Eq. (24)]:

$$2\|\vec{b}\|^2 \equiv \rho^2 = A(\mathcal{A}_1^2 + \mathcal{A}_3^2) + B(\mathcal{A}_2^2 + \mathcal{A}_4^2) + 2C(\mathcal{A}_1\mathcal{A}_2 + \mathcal{A}_3\mathcal{A}_4) + 2E(\mathcal{A}_1\mathcal{A}_4 - \mathcal{A}_2\mathcal{A}_3). \quad (9)$$

The length of  $\vec{y}(x; p)$  is proportional to the  $\mathcal{F}$ -statistic<sup>2</sup> [cf. 44, Eq. (19)]:

$$\frac{1}{2} \|\vec{y}\|^2 \equiv \mathcal{F} = \frac{A(X_2^2 + X_4^2) + B(X_1^2 + X_3^2) - 2C(X_1X_2 + X_3X_4) - 2E(X_1X_4 - X_2X_3)}{AB - C^2 - E^2}. \quad (10)$$

Let

$$\kappa = \frac{\vec{b} \cdot \vec{y}(x; p)}{\|\vec{b}\| \|\vec{y}\|} \quad (11)$$

be the cosine of the angle between  $\vec{b}$  and  $\vec{y}(x; p)$ . Substitution of Eqs. (9), (10), and (11) into Eq. (8) gives

$$\ln \Lambda(x; \rho, \kappa, \mathcal{F}) = \rho \kappa \sqrt{\mathcal{F}} - \frac{1}{4} \rho^2. \quad (12)$$

As shown in Fig. 1, the log-likelihood ratio may be viewed geometrically as a function of the relative orientation of two vectors. One vector,  $\vec{y}(x; p)$ , is a function of the data  $x(t)$ , and represents the matched filter; the other vector,  $\vec{b}$ , represents the expected signal-to-noise ratio. Maximisation of the log-likelihood ratio with respect to  $\vec{\mathcal{A}}$  is equivalent to aligning  $\vec{b}$  and  $\vec{y}(x; p)$ : maximising Eq. (12) with respect to  $\rho$  gives

$$\max_{\rho} \ln \Lambda(x; \rho, \kappa, \mathcal{F}) = \mathcal{F} \kappa^2 \quad \text{at} \quad \rho = 2\kappa \sqrt{\mathcal{F}}, \quad (13)$$

and Eqs. (12) and (13) are maximised when  $\kappa = 1$ , i.e. when  $\vec{b}$  and  $\vec{y}(x; p)$  are parallel:

<sup>2</sup> It is common in the literature to quote values of twice the  $\mathcal{F}$ -statistic, i.e.  $2\mathcal{F}$ . This convention is not followed in this paper, however.

$$\max_{\rho, \kappa} \ln \Lambda(x; \rho, \kappa, \mathcal{F}) = \mathcal{F}. \quad (14)$$

### 3. Analytic Marginalisation of the Likelihood Ratio

Instead of maximising the likelihood ratio with respect to  $\kappa$  and  $\rho$ , one could marginalise over these parameters with suitable priors. Marginalisation over  $\kappa$  is performed in Sec. 3.1, followed by marginalisation over  $\rho$ , considering different choices of prior, in Sec. 3.2.

#### 3.1. Marginalisation over $\kappa$

In the absence of a deeper understanding of the relationship between  $\vec{b}$  and  $\vec{y}(x; p)$ , it is not unreasonable to adopt a prior on  $\kappa$  that assumes no preferred orientation between the two vectors. The prior on  $\kappa$  is then given by the distribution of  $\vec{u} \cdot \vec{v}$ , where  $\vec{u} \in \mathbb{R}^4$  and  $\vec{v} \in \mathbb{R}^4$  are unit vectors uniformly distributed on the 3-sphere  $S^3 \subset \mathbb{R}^4$ .

By invoking spherical symmetry, one can without loss of generality fix one vector, say  $\vec{u} = (1, 0, 0, 0)$ . The problem then reduces to finding the distribution of  $\vec{u} \cdot \vec{v} = v_1$ . It is well known [50] that a vector uniformly distributed on the  $(d-1)$ -sphere  $S^{d-1} \subset \mathbb{R}^d$  may be found by generating a vector  $\vec{z} \in \mathbb{R}^d$  whose elements are independent standard normal variates, then normalising  $\vec{z}$  to unit length. Applying this procedure to  $\vec{v}$ , the square of its first element is therefore

$$v_1^2 = \frac{z_1^2}{z_1^2 + z_2^2 + z_3^2 + z_4^2}. \quad (15)$$

The distributions of  $z_1^2$  and  $z_2^2 + z_3^2 + z_4^2$  are chi-squared distributions with 1 and 3 degrees of freedom respectively. It follows that the distribution of  $\kappa^2 \sim v_1^2$  is a beta distribution with parameters  $\alpha = 1/2$ ,  $\beta = 3/2$ :

$$p(\kappa^2) = \frac{2\sqrt{1-\kappa^2}}{\pi|\kappa|}, \quad 0 \leq \kappa^2 \leq 1. \quad (16)$$

To find the distribution of  $\kappa$ , perform a change of variables and expand the range of the distribution to  $[-1, 1]$ :

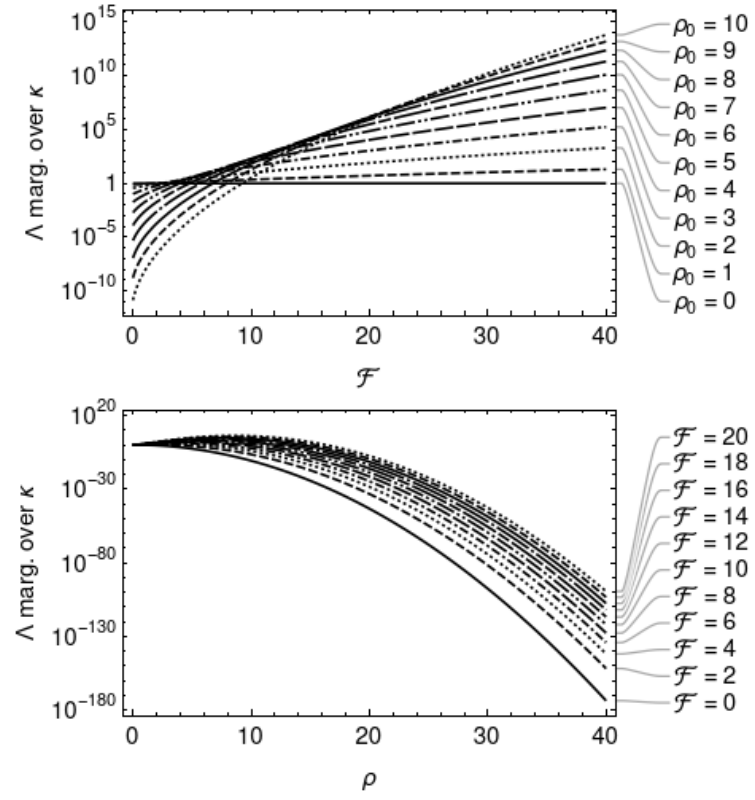
$$p(\kappa) = p(\kappa^2) \left| \frac{d(\kappa^2)}{d\kappa} \right| = \frac{4\sqrt{1-\kappa^2}}{\pi}, \quad -1 \leq \kappa \leq 0 \text{ or } 0 \leq \kappa \leq 1; \quad (17)$$

$$= \frac{2\sqrt{1-\kappa^2}}{\pi}, \quad -1 \leq \kappa \leq 1. \quad (18)$$

Marginalisation of the likelihood ratio, in the form of Eq. (12), over  $\kappa$  with the prior of Eq. (18) gives the analytic expression

$$\begin{aligned} \Lambda(x; \rho, \mathcal{F}) &= \int_{-1}^1 d\kappa p(\kappa) \Lambda(x; \rho, \kappa, \mathcal{F}) \\ &= \frac{2}{\rho\sqrt{\mathcal{F}}} I_1(\rho\sqrt{\mathcal{F}}) e^{-\rho^2/4}, \end{aligned} \quad (19)$$

where  $I_n$  is the modified Bessel function of the first kind of order  $n$ . This function of  $\rho$  and  $\mathcal{F}$  is plotted in Fig. 2. When  $\rho$  is fixed,  $\Lambda(x; \rho, \mathcal{F})$  is a monotonically increasing function of  $\mathcal{F}$ . When  $\mathcal{F}$  is fixed,  $\Lambda(x; \rho, \mathcal{F})$  monotonically decreases as a function of  $\rho$  for  $\mathcal{F} \leq 2$ , but achieves a local maximum at some  $\rho > 0$  for  $\mathcal{F} > 2$ .



**Figure 2.** The likelihood ratio marginalised over  $\kappa$  [Eq. (19)]. Top: as a function of  $\mathcal{F}$  for fixed values of  $\rho$ . Bottom: as a function of  $\rho$  for fixed values of  $\mathcal{F}$ .

### 3.2. Marginalisation over $\rho$

The marginalised likelihood ratio of Eq. (19) may be further analytically marginalised over  $\rho$ , depending on its choice of prior. For example, the choice of a uniform (improper) prior on  $\rho$ ,

$$p^{\text{unif.}}(\rho) = 1, \quad (20)$$

leads to

$$\begin{aligned} \Lambda^{\text{unif.}}(x; \mathcal{F}) &= \int_0^\infty d\rho p^{\text{unif.}}(\rho) \Lambda(x; \rho, \mathcal{F}) \\ &= \sqrt{\pi} \left[ I_0\left(\frac{\mathcal{F}}{2}\right) - I_1\left(\frac{\mathcal{F}}{2}\right) \right] e^{\mathcal{F}/2}. \end{aligned} \quad (21)$$

This is a strictly increasing function of  $\mathcal{F}$ , and is plotted in Figs. 3 and 4.

Another possible choice is an exponential prior on  $\rho$ :

$$p^{\text{exp.}}(\rho) = \frac{2}{\rho_0 \sqrt{\pi}} e^{-(\rho/\rho_0)^2}, \quad (22)$$

with parameter  $\rho_0$ . This choice of prior is consistent with the assumption that the signal-to-noise ratio of continuous wave signals is weak, with the most likely value at  $\rho = 0$ , and most values at  $\rho \lesssim \rho_0$ . Fig. 3 plots the exponential priors for choices of the parameter  $\rho_0$ ; larger values of  $\rho_0$  lower the peak at  $\rho = 0$  and flatten out the distribution. Marginalisation of Eq. (19) with the exponential prior on  $\rho$  results in

$$\begin{aligned} \Lambda^{\text{exp.}}(x; \mathcal{F}, \rho_0) &= \int_0^\infty d\rho p^{\text{exp.}}(\rho) \Lambda(x; \rho, \mathcal{F}) \\ &= \frac{2}{\sqrt{4 + \rho_0^2}} \left[ I_0\left(\frac{\rho_0^2 \mathcal{F}}{8 + 2\rho_0^2}\right) - I_1\left(\frac{\rho_0^2 \mathcal{F}}{8 + 2\rho_0^2}\right) \right] e^{\rho_0^2 \mathcal{F} / (8 + 2\rho_0^2)}. \end{aligned} \quad (23)$$

This is a strictly increasing function of  $\mathcal{F}$  and  $\rho_0$ , and is plotted alongside  $\Lambda^{\text{unif.}}(x; \mathcal{F})$  in Fig. 3.

As a third example choice of prior on  $\rho$ , consider the function

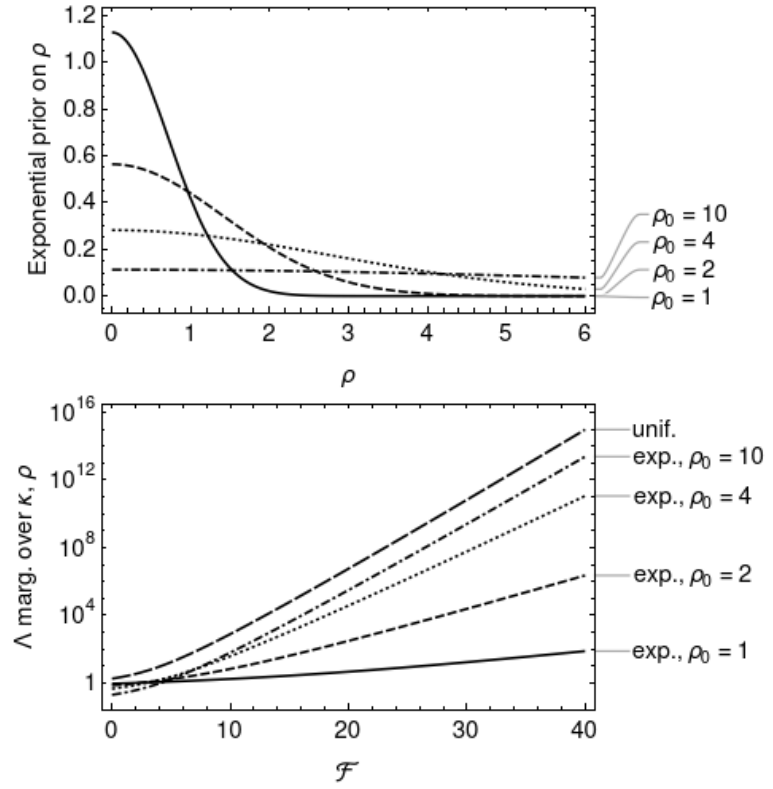
$$p^{\text{peak.}}(\rho) = \frac{\rho}{\rho_c^2} e^{-(\rho/\rho_c)^2/2}, \quad (24)$$

with parameter  $\rho_c$ . This function is plotted in Fig. 3 for choices of  $\rho_c$ ; it has a peaked shape, with the maximum occurring at  $\rho = \rho_c$ . This choice of prior is consistent with the assumption that the signal-to-noise ratio of continuous wave signals has some preferred value around  $\rho \approx \rho_c$ , as might be expected if neutron stars possess a minimum ellipticity [29]. Marginalisation of Eq. (19) with this peaked prior on  $\rho$  leads to

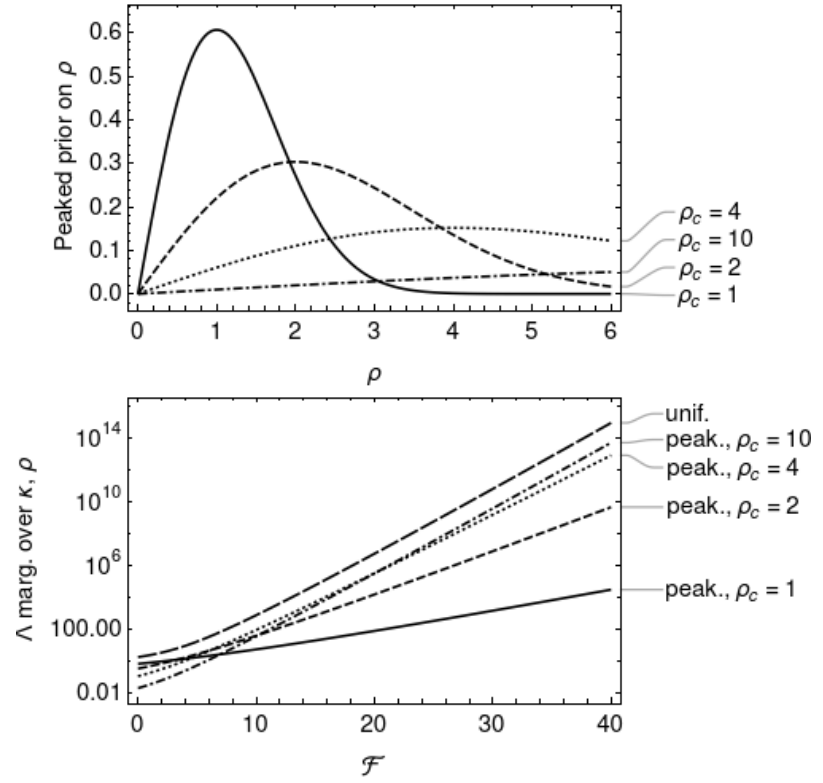
$$\begin{aligned} \Lambda^{\text{peak.}}(x; \mathcal{F}, \rho_c) &= \int_0^\infty d\rho p^{\text{peak.}}(\rho) \Lambda(x; \rho, \mathcal{F}) \\ &= \frac{2}{\rho_c^2 \mathcal{F}} [e^{\rho_c^2 \mathcal{F} / (2 + \rho_c^2)} - 1]. \end{aligned} \quad (25)$$

This is a strictly increasing function of  $\mathcal{F}$  and  $\rho_c$ , and is plotted alongside  $\Lambda^{\text{unif.}}(x; \mathcal{F})$  in Fig. 4.

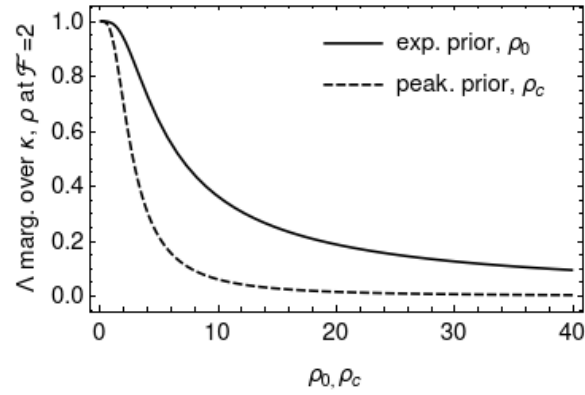
Fig. 5 plots the likelihood ratios  $\Lambda^{\text{exp.}}(x; \mathcal{F}, \rho_0)$  and  $\Lambda^{\text{peak.}}(x; \mathcal{F}, \rho_c)$  marginalised over  $\kappa$  and  $\rho$  with the exponential and peaked priors respectively, as functions of the priors' respective



**Figure 3.** Top: the exponential prior on  $\rho$  [Eq. (22)] as a function of  $\rho$ , for choices of the parameter  $\rho_0$ . Bottom: the likelihood ratio marginalised over  $\kappa$  and  $\rho$  as a function of  $\mathcal{F}$ , with the exponential prior on  $\rho$  [Eq. (23)] for choices of  $\rho_0$ , and with the uniform prior [Eq. (21)].



**Figure 4.** Top: the peaked prior on  $\rho$  [Eq. (24)] as a function of  $\rho$ , for choices of the parameter  $\rho_c$ . Bottom: the likelihood ratio marginalised over  $\kappa$  and  $\rho$  as a function of  $\mathcal{F}$ , with the peaked prior on  $\rho$  [Eq. (25)] for choices of  $\rho_c$ , and with the uniform prior [Eq. (21)].



**Figure 5.** The likelihood ratios marginalised over  $\kappa$  and  $\rho$  with the exponential [Eq. (23)] and peaked [Eq. (25)] priors, as functions of the priors' respective parameters  $\rho_0$  and  $\rho_c$ , at fixed  $\mathcal{F} = 2$ .

parameters  $\rho_0$  and  $\rho_c$ . The likelihoods are evaluated at  $\mathcal{F} = 2$ , the expectation value of  $\mathcal{F}$  assuming no signal is present. The behaviour of the likelihood ratios at  $\mathcal{F} = 2$  gives some indication of which hypothesis is favoured in the absence of evidence for a signal. Both likelihood ratios favour the noise hypothesis ( $\Lambda < 1$ ) for strictly positive parameter values. The limiting behaviour at zero parameter values are:

$$\lim_{\rho_0 \rightarrow 0} p^{\text{exp.}}(\rho) = 0, \quad \lim_{\rho_0 \rightarrow 0} \Lambda^{\text{exp.}}(x; \mathcal{F} = 2, \rho_0) = 1; \quad (26)$$

$$\lim_{\rho_c \rightarrow 0} p^{\text{peak.}}(\rho) = 0, \quad \lim_{\rho_c \rightarrow 0} \Lambda^{\text{peak.}}(x; \mathcal{F} = 2, \rho_c) = 1. \quad (27)$$

#### 4. Receiver-operator curves

In Sec. 3.2, all three likelihood ratios marginalised over  $\rho$  [Eqs. (21), (23), and (25)] were found to be strictly increasing functions of  $\mathcal{F}$ . This implies that each marginalised likelihood ratio will have the same detection power as the  $\mathcal{F}$ -statistic.

Detection power is most commonly determined by Monte Carlo simulations of the detection statistic (e.g.  $\mathcal{F}$ ), in both the absence and presence of a signal. First, a set of random values of  $\mathcal{F}$  is generated, assuming no signal is present. A threshold  $\mathcal{F}_*$  is determined that gives a chosen false alarm probability,  $p_{\text{f.a.}}$ : the fraction of simulated trials where  $\mathcal{F}|_{\text{no signal}} < \mathcal{F}_*$ . Then, a second set of random values of  $\mathcal{F}$  is generated, this time assuming the presence of a signal. Finally, the detection probability  $p_{\text{det.}}$  is determined: the fraction of simulated trials where  $\mathcal{F}|_{\text{signal}} > \mathcal{F}_*$ . The receiver-operator curve is the function  $p_{\text{det.}}(\mathcal{F}_*(p_{\text{f.a.}}))$ . The most powerful detection statistic is that which gives the largest  $p_{\text{det.}}$  at a given  $p_{\text{f.a.}}$ .

If  $g(\mathcal{F})$  is a strictly increasing function of  $\mathcal{F}$ , then by definition  $\mathcal{F}|_{\text{no signal}} < \mathcal{F}_*$  implies  $g(\mathcal{F})|_{\text{no signal}} < g(\mathcal{F}_*)$ , and  $\mathcal{F}|_{\text{signal}} > \mathcal{F}_*$  implies  $g(\mathcal{F})|_{\text{signal}} > g(\mathcal{F}_*)$ . Hence, by applying  $g(\cdot)$  to all simulated values of  $\mathcal{F}$ , the transformed threshold  $g(\mathcal{F}_*)$  will yield the same false alarm and detection probabilities, and therefore  $g(\mathcal{F})$  will have the same detection power as  $\mathcal{F}$ .

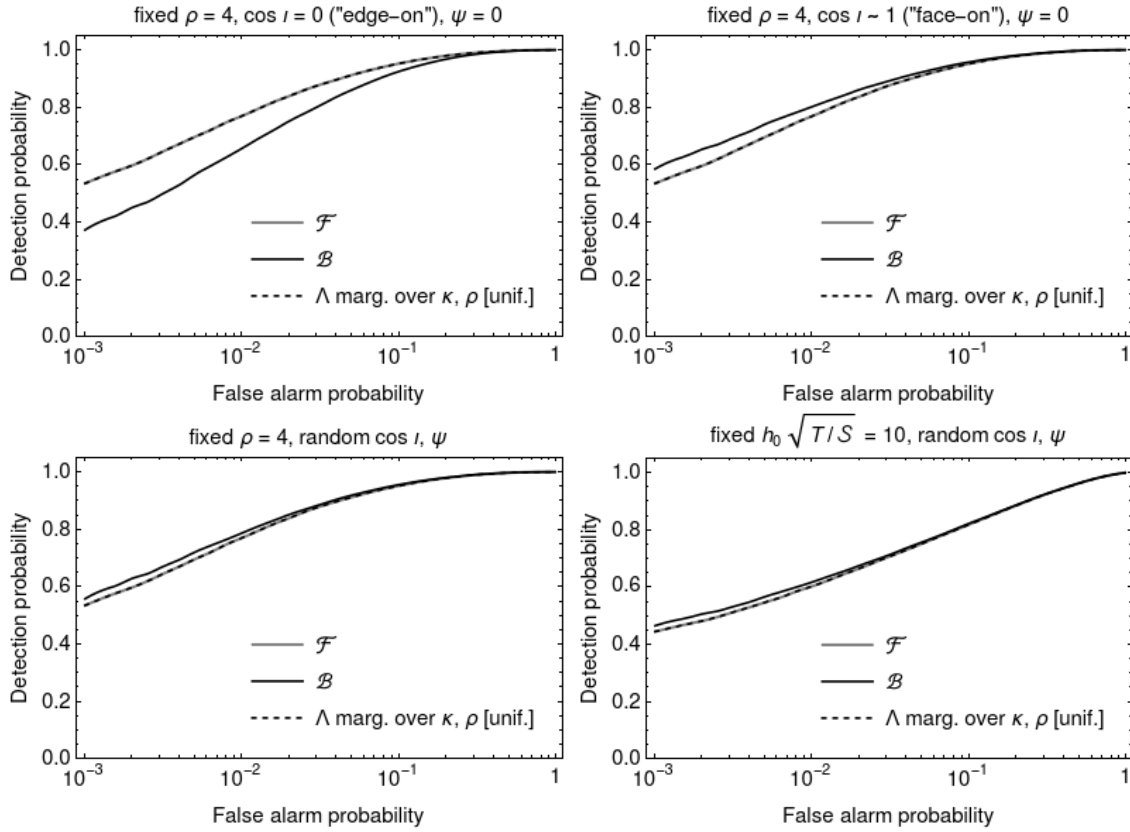
To confirm, receiver-operator curves are computed for the  $\mathcal{F}$ -statistic,  $\mathcal{B}$ -statistic, and the likelihood ratio  $\Lambda^{\text{unif.}}(x; \mathcal{F})$  marginalised over  $\kappa$  and  $\rho$  with the uniform prior on  $\rho$ . Following [36], the elements of  $\mathcal{M}$  are fixed at  $A = 0.154$ ,  $B = 0.234$ ,  $C = -0.0104$ , and  $E = 0$ , and four signal populations are chosen:

- i) fixed  $\rho = 4$ ,  $\cos \iota = 0$  (i.e. the neutron star is viewed “edge-on”),  $\psi = 0$ ;
- ii) fixed  $\rho = 4$ ,  $\cos \iota = 0.99$  (i.e. the neutron star is viewed “face-on”),  $\psi = 0$ ;
- iii) fixed  $\rho = 4$ , randomly drawn  $\cos \iota \in [-1, 1]$ ,  $\psi \in [-\pi/4, \pi/4]$ ;
- iv) fixed  $h_0 \sqrt{T/\mathcal{S}} = 10$ , randomly drawn  $\cos \iota \in [-1, 1]$ ,  $\psi \in [-\pi/4, \pi/4]$ ;

where  $T = 25$  hours. For all signal populations,  $\phi_0$  was randomly chosen from  $[0, 2\pi]$ . For the no-signal population, and for each of the signal populations,  $10^5$  random values of  $\mathcal{F}$  and  $\mathcal{B}$  were generated using the program `lalapps_synthesizeBstatMC` from the software package `LALSuite` [51]; values of  $\Lambda^{\text{unif.}}(x; \mathcal{F})$  were then computed from  $\mathcal{F}$  using Eq. (21).

Fig. 6 shows receiver-operator curves for the four signal populations listed above. The curves for the  $\mathcal{F}$ -statistic and  $\mathcal{B}$ -statistic reproduce Figs. 2 and 3 of [36]. The curves for  $\Lambda^{\text{unif.}}(x; \mathcal{F})$  overlay the corresponding curves for  $\mathcal{F}$ , confirming that  $\Lambda^{\text{unif.}}(x; \mathcal{F})$  has identical detection power to the  $\mathcal{F}$ -statistic. Receiver-operator curves for  $\Lambda^{\text{exp.}}(x; \mathcal{F}, \rho_0)$  and  $\Lambda^{\text{peak.}}(x; \mathcal{F}, \rho_c)$  were computed, for various choices of  $\rho_0$  and  $\rho_c$  respectively, and found to be identical to the curve for  $\Lambda^{\text{unif.}}(x; \mathcal{F})$ .

Fig. 7 compares the distribution of  $\kappa$  computed from the Monte-Carlo samples using Eq. (11) with the assumed prior of Eq. (18). The Monte-Carlo distribution is a good fit to the prior for  $\cos \iota = 0$ , and a poor fit for  $\cos \iota \sim 1$ ; for the two signal populations where  $\cos \iota$  was randomly drawn, the fit is intermediate between the two extremes. This suggests that the



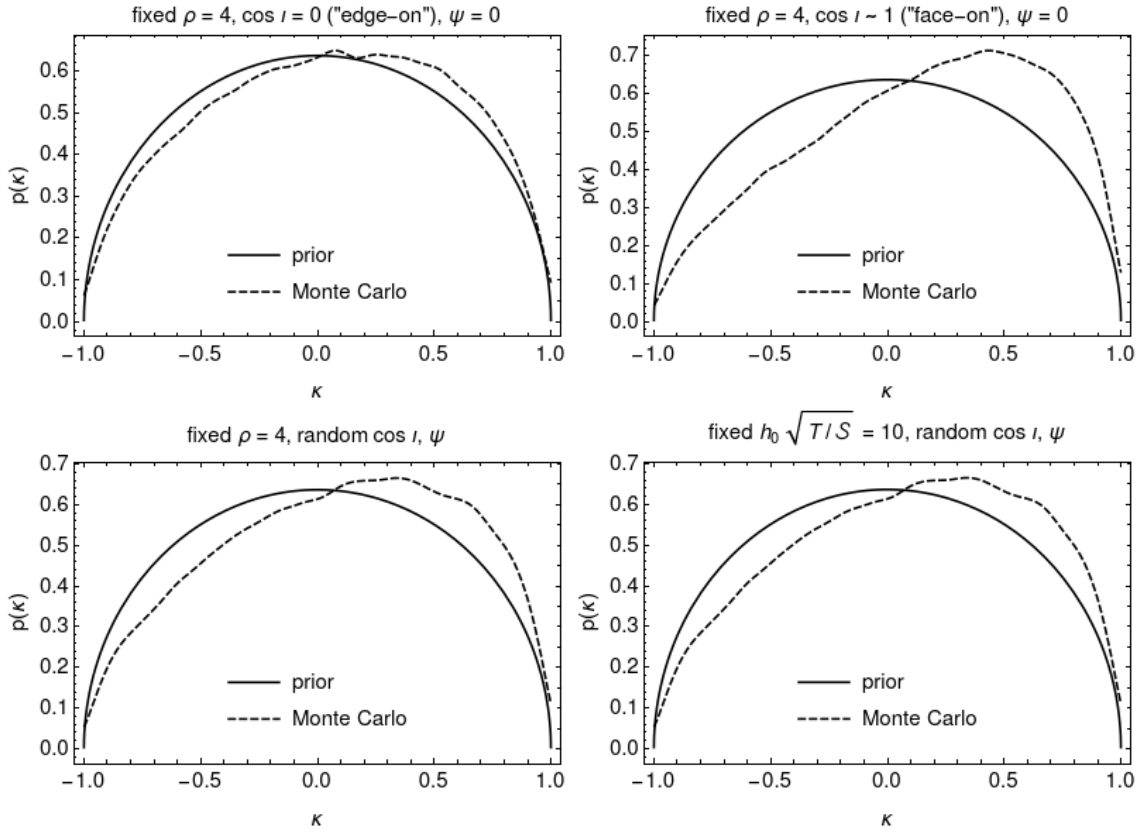
**Figure 6.** Receiver-operator curves for the  $\mathcal{F}$ -statistic,  $\mathcal{B}$ -statistic, and the likelihood ratio marginalised over  $\kappa$  and  $\rho$  with the uniform prior on  $\rho$  [Eq. (21)], for four signal populations (see text). The curves for  $\Lambda^{\text{unif.}}(x; \mathcal{F})$  overlay those for  $\mathcal{F}$ .

initial choice of prior on  $\kappa$ , which assumed no preferred orientation between the vectors  $\vec{b}$  and  $\vec{y}(x; p)$ , is biased in favour of linearly polarised signals. This is consistent with  $\Lambda^{\text{unif.}}(x; \mathcal{F})$  being of equivalent detection power to the  $\mathcal{F}$ -statistic, which as noted in [36] is also biased in favour of linearly polarised signals.

## 5. Discussion

This paper presents an alternative approach (cf. [40–43]) to analytically marginalising the likelihood ratio used in continuous wave searches. Marginalised likelihood ratios were derived assuming a prior on  $\kappa$ , and for example priors on  $\rho$ . The expressions for the marginalised likelihood ratios are in analytic form, involving only exponential and Bessel functions. Receiver-operator curves show that the marginalised likelihood ratios have the same detection power as the  $\mathcal{F}$ -statistic, being strictly increasing functions of  $\mathcal{F}$ .

The marginalised likelihood ratios fail to capture the additional detection power of the  $\mathcal{B}$ -statistic for signal populations with randomly drawn  $\cos i$ . That said, as shown in [36] and reproduced in Fig. 6, the advantage of the  $\mathcal{B}$ -statistic over the  $\mathcal{F}$ -statistic appears to be slight. A slightly higher detection probability, from using the  $\mathcal{B}$ -statistic instead of the  $\mathcal{F}$ -statistic, corresponds to slightly smaller  $h_0$  at which continuous waves can be detected at a given confidence  $1 - p_{\text{det.}}$ . This small difference, however, could well be relatively insignificant; for example, it could be within the error in  $h_0$  due to the calibration uncertainty of gravitational wave detectors [52]. Computationally efficient implementations of detection statistics, as exist for the  $\mathcal{F}$ -statistic, are essential for wide-parameter-space, computationally-costly searches. To date, the advantage of the  $\mathcal{B}$ -statistic in terms of detection power have not outweighed its



**Figure 7.** Distribution of  $\kappa$  computed from the Monte-Carlo samples compared to the assumed prior [Eq. (18)], for four signal populations (see text). For plotting purposes, the Monte-Carlo curves are smoothed with a Gaussian kernel.

disadvantage in terms of computational efficiency, and no wide-parameter-space search for continuous wave has been performed by computing the  $\mathcal{B}$ -statistic directly.

It should also be noted that the  $\mathcal{B}$ -statistic, as presented in [36], assumes a particular emission model for continuous waves: the triaxial model, where the neutron star radiates at twice its rotation frequency, and the amplitudes of the “plus” and “cross” polarisations are given by  $h_0(1 + \cos^2 \iota)/2$  and  $h_0 \cos \iota$  respectively. In the absence of a continuous wave detection, however, one cannot be certain whether this is the correct emission model. Continuous waves radiation at other frequencies [53–55] are modelled by different expressions for the “plus” and “cross” polarisations in terms of  $h_0$ ,  $\cos \iota$ , and other parameters.

It is possible that the detection power of the marginalised likelihood ratios could be improved by a different choice of prior on  $\kappa$ . As seen in Fig. 7, the prior initially assumes in Sec. 3.1 is not necessarily a good fit, depending on the distribution of  $\cos \iota$ . If a simple analytic expression for the distribution of  $\kappa$  computed from the Monte Carlo samples could be determined – either from first principles, or simply as an empirical fit – it is possible that the likelihood ratio marginalised over  $\kappa$  could still be expressed analytically.

In marginalising the likelihood ratio over the parameters  $\kappa$  and  $\rho$ , it was assumed that the priors on these variables,  $p(\kappa)$  and  $p(\rho)$ , are independent. Fig. 7 however shows that the prior on  $\kappa$  should be a function of  $\cos \iota$ , and since  $\rho$  also depends on  $\cos \iota$ , a joint prior  $p(\kappa, \rho)$  might be needed in order to increase detection power beyond the  $\mathcal{F}$ -statistic. It is unclear, however, whether a simple but physically motivated joint prior could be found that still permits analytic marginalisation of the likelihood ratio. A joint prior would also make it

more difficult to change the prior on  $\rho$ , should one wish to consider different models for the population of continuous wave signals.

Even if the parameterisation of the likelihood ratio in terms of  $\kappa$ ,  $\rho$ , and  $\mathcal{F}$  does not prove a fruitful route to obtaining an analytic expression for the  $\mathcal{B}$ -statistic, it could nevertheless provide a useful way of incorporating the  $\mathcal{F}$ -statistic into a Bayesian framework. The marginalised likelihood ratios presented in Sec. 3 are readily computed, being a function only of the  $\mathcal{F}$ -statistic and well-known special functions. There are able to harness the computational efficiency of existing implementations of the  $\mathcal{F}$ -statistic, while permitting an assumption of a prior on  $\rho$  that is more physically reasonable than the prior implicit in the  $\mathcal{F}$ -statistic, which is biased towards stronger signals [36]. More physically reasonable priors on  $\rho$  than the examples explored here, such as the Fermi-Dirac prior of [56], could be amenable to analytic marginalisation through this approach.

An example of where a Bayesian treatment of the  $\mathcal{F}$ -statistic could be interesting is inferring properties of the population of Galactic neutron stars. While methods have been proposed for inferring properties from an ensemble of known pulsars [57,58], a similar framework does not yet exist for wide-parameter-space searches. Traditionally, such searches have computed an *upper limit* of  $h_0$  satisfying the following property: given a false alarm probability (typically 1%, taking into account the trials factor of the search), and assuming a population of signals with constant  $h_0$  (and other parameters chosen at random from physical priors), a high fraction of the signal population (typically 90%–95%) would have been detected. It is not expected, however, that the population of Galactic neutron stars are all radiating gravitational waves at the same  $h_0$ , and it is not clear what may be inferred from the upper limit on  $h_0$ .

Perhaps, instead, a framework could be developed to compute posteriors on parameters of an assumed model for the distribution of  $h_0$ ; for example, assuming the exponential prior of  $\rho$  of Eq. (22), and inferring the posterior on its parameter  $\rho_c$  from a wide-parameter-space search. The approach to marginalisation of the likelihood ratio presented in this paper might provide a route towards constructing this framework.

**Funding:** This research was supported by the Australian Research Council Centre of Excellence for Gravitational Wave Discovery (OzGrav) through project number CE170100004.

**Acknowledgments:** The author thanks the continuous wave working group of the LIGO Scientific Collaboration, Virgo Collaboration, and KAGRA Collaboration for helpful comments. This research used the software LALSuite [51] and Mathematica [59].

**Conflicts of Interest:** The author declares no conflict of interest.

## References

1. Aasi, J.; others. Advanced LIGO. *Classical and Quantum Gravity* **2015**, *32*, 074001, [arXiv:gr-qc/1411.4547]. doi:10.1088/0264-9381/32/7/074001.
2. Acernese, F.; others. Status of Advanced Virgo. *European Physical Journal Web of Conferences*, 2018, Vol. 182, p. 02003. doi:10.1051/epjconf/201818202003.
3. Abbott, B.P.; others. Prospects for observing and localizing gravitational-wave transients with Advanced LIGO, Advanced Virgo and KAGRA. *Living Reviews in Relativity* **2020**, *23*, 3. doi:10.1007/s41114-020-00026-9.
4. Abbott, B.P.; others. All-sky search for continuous gravitational waves from isolated neutron stars using Advanced LIGO O2 data. *Physical Review D* **2019**, *100*, 024004, [arXiv:astro-ph.HE/1903.01901]. doi:10.1103/PhysRevD.100.024004.
5. Abbott, B.P.; others. Narrow-band search for gravitational waves from known pulsars using the second LIGO observing run. *Physical Review D* **2019**, *99*, 122002. doi:10.1103/PhysRevD.99.122002.
6. Abbott, B.P.; others. Search for gravitational waves from Scorpius X-1 in the second Advanced LIGO observing run with an improved hidden Markov model. *Physical Review D* **2019**, *100*, 122002. doi:10.1103/PhysRevD.100.122002.
7. Abbott, B.P.; others. Searches for Gravitational Waves from Known Pulsars at Two Harmonics in 2015–2017 LIGO Data. *Astrophysical Journal* **2019**, *879*, 10, [arXiv:astro-ph.HE/1902.08507]. doi:10.3847/1538-4357/ab20cb.

8. Palomba, C.; others. Direct Constraints on the Ultralight Boson Mass from Searches of Continuous Gravitational Waves. *Physical Review Letters* **2019**, *123*, 171101, [arXiv:astro-ph.HE/1909.08854]. doi:10.1103/PhysRevLett.123.171101.
9. Covas, P.B.; Sintes, A.M. First All-Sky Search for Continuous Gravitational-Wave Signals from Unknown Neutron Stars in Binary Systems Using Advanced LIGO Data. *Physical Review Letters* **2020**, *124*, 191102, [arXiv:gr-qc/2001.08411]. doi:10.1103/PhysRevLett.124.191102.
10. Dergachev, V.; Papa, M.A. Results from the First All-Sky Search for Continuous Gravitational Waves from Small-Ellipticity Sources. *Physical Review Letters* **2020**, *125*, 171101, [arXiv:gr-qc/2004.08334]. doi:10.1103/PhysRevLett.125.171101.
11. Fesik, L.; Papa, M.A. First Search for r-mode Gravitational Waves from PSR J0537-6910. *Astrophysical Journal* **2020**, *895*, 11, [arXiv:gr-qc/2001.07605]. doi:10.3847/1538-4357/ab8193.
12. Lindblom, L.; Owen, B.J. Directed searches for continuous gravitational waves from twelve supernova remnants in data from Advanced LIGO's second observing run. *Physical Review D* **2020**, *101*, 083023, [arXiv:gr-qc/2003.00072]. doi:10.1103/PhysRevD.101.083023.
13. Middleton, H.; Clearwater, P.; Melatos, A.; Dunn, L. Search for gravitational waves from five low mass x-ray binaries in the second Advanced LIGO observing run with an improved hidden Markov model. *Physical Review D* **2020**, *102*, 023006, [arXiv:astro-ph.HE/2006.06907]. doi:10.1103/PhysRevD.102.023006.
14. Millhouse, M.; Strang, L.; Melatos, A. Search for gravitational waves from 12 young supernova remnants with a hidden Markov model in Advanced LIGO's second observing run. *Physical Review D* **2020**, *102*, 083025, [arXiv:gr-qc/2003.08588]. doi:10.1103/PhysRevD.102.083025.
15. Piccinni, O.J.; others. Directed search for continuous gravitational-wave signals from the Galactic Center in the Advanced LIGO second observing run. *Physical Review D* **2020**, *101*, 082004, [arXiv:gr-qc/1910.05097]. doi:10.1103/PhysRevD.101.082004.
16. Sun, L.; Brito, R.; Isi, M. Search for ultralight bosons in Cygnus X-1 with Advanced LIGO. *Physical Review D* **2020**, *101*, 063020, [arXiv:gr-qc/1909.11267]. doi:10.1103/PhysRevD.101.063020.
17. Zhang, Y.; Papa, M.A.; Krishnan, B.; Watts, A.L. Search for Continuous Gravitational Waves from Scorpius X-1 in LIGO O2 Data. *Astrophysical Journal Letters* **2021**, *906*, L14, [arXiv:astro-ph.HE/2011.04414]. doi:10.3847/2041-8213/abd256.
18. Jones, D.; Sun, L. Search for continuous gravitational waves from Fomalhaut b in the second Advanced LIGO observing run with a hidden Markov model. *Physical Review D* **2021**, *103*, 023020, [arXiv:gr-qc/2007.08732]. doi:10.1103/PhysRevD.103.023020.
19. Beniwal, D.; Clearwater, P.; Dunn, L.; Melatos, A.; Ottaway, D. Search for continuous gravitational waves from ten H.E.S.S. sources using a hidden Markov model. *Physical Review D* **2021**, *103*, 083009. doi:10.1103/PhysRevD.103.083009.
20. Wette, K.; Dunn, L.; Clearwater, P.; Melatos, A. Deep exploration for continuous gravitational waves at 171–172 Hz in LIGO second observing run data. *Phys. Rev. D* **2021**, *103*, 083020. doi:10.1103/PhysRevD.103.083020.
21. Abbott, R.; others. Gravitational-wave Constraints on the Equatorial Ellipticity of Millisecond Pulsars. *Astrophysical Journal* **2020**, *902*, L21. doi:10.3847/2041-8213/abb655.
22. Abbott, R.; others. All-sky search in early O3 LIGO data for continuous gravitational-wave signals from unknown neutron stars in binary systems. *Physical Review D* **2021**, *103*, 064017, [arXiv:gr-qc/2012.12128]. doi:10.1103/PhysRevD.103.064017.
23. Bonazzola, S.; Gourgoulhon, E. Gravitational waves from pulsars: emission by the magnetic field induced distortion. *Astronomy & Astrophysics* **1996**, *312*, 675, [astro-ph/9602107].
24. Ushomirsky, G.; Cutler, C.; Bildsten, L. Deformations of accreting neutron star crusts and gravitational wave emission. *Monthly Notices of the Royal Astronomical Society* **2000**, *319*, 902, [astro-ph/0001136]. doi:10.1046/j.1365-8711.2000.03938.x.
25. Owen, B.J. Maximum Elastic Deformations of Compact Stars with Exotic Equations of State. *Physical Review Letters* **2005**, *95*, 211101, [astro-ph/0503399]. doi:10.1103/PhysRevLett.95.211101.
26. Haskell, B.; Samuelsson, L.; Glampedakis, K.; Andersson, N. Modelling magnetically deformed neutron stars. *Monthly Notices of the Royal Astronomical Society* **2008**, *385*, 531, [arXiv:astro-ph/0705.1780]. doi:10.1111/j.1365-2966.2008.12861.x.
27. Glampedakis, K.; Jones, D.I.; Samuelsson, L. Gravitational Waves from Color-Magnetic “Mountains” in Neutron Stars. *Physical Review Letters* **2012**, *109*, 081103, [arXiv:astro-ph.SR/1204.3781]. doi:10.1103/PhysRevLett.109.081103.
28. Johnson-McDaniel, N.K.; Owen, B.J. Maximum elastic deformations of relativistic stars. *Physical Review D* **2013**, *88*, 044004, [arXiv:astro-ph.SR/1208.5227]. doi:10.1103/PhysRevD.88.044004.
29. Woan, G.; Pitkin, M.D.; Haskell, B.; Jones, D.I.; Lasky, P.D. Evidence for a Minimum Ellipticity in Millisecond Pulsars. *Astrophysical Journal* **2018**, *863*, L40, [arXiv:astro-ph.HE/1806.02822]. doi:10.3847/2041-8213/aad86a.
30. Osborne, E.L.; Jones, D.I. Gravitational waves from magnetically induced thermal neutron star mountains. *Monthly Notices of the Royal Astronomical Society* **2020**, *494*, 2839–2850, [arXiv:astro-ph.HE/1910.04453]. doi:10.1093/mnras/staa858.
31. Neyman, J.; Pearson, E.S. On the Problem of the Most Efficient Tests of Statistical Hypotheses. *Philosophical Transactions of the Royal Society A* **1933**, *231*, 289. doi:10.1098/rsta.1933.0009.
32. Jaranowski, P.; Królak, A.; Schutz, B.F. Data analysis of gravitational-wave signals from spinning neutron stars: The signal and its detection. *Physical Review D* **1998**, *58*, 063001, [gr-qc/9804014]. doi:10.1103/PhysRevD.58.063001.
33. Thrane, E.; Talbot, C. An introduction to Bayesian inference in gravitational-wave astronomy: Parameter estimation, model selection, and hierarchical models. *Publications of the Astronomical Society of Australia* **2019**, *36*, e010, [arXiv:astro-ph.IM/1809.02293]. doi:10.1017/pasa.2019.2.

34. Searle, A.C.; Sutton, P.J.; Tinto, M.; Woan, G. Robust Bayesian detection of unmodelled bursts. *Classical and Quantum Gravity* **2008**, *25*, 114038, [[arXiv:gr-qc/0712.0196](#)]. doi:10.1088/0264-9381/25/11/114038.
35. Searle, A.C. Monte-Carlo and Bayesian techniques in gravitational wave burst data analysis. *arXiv* **2008**, [[arXiv:gr-qc/0804.1161](#)].
36. Prix, R.; Krishnan, B. Targeted search for continuous gravitational waves: Bayesian versus maximum-likelihood statistics. *Classical and Quantum Gravity* **2009**, *26*, 204013, [[arXiv:gr-qc/0907.2569](#)]. doi:10.1088/0264-9381/26/20/204013.
37. Prix, R. The  $\mathcal{F}$ -statistic and its implementation in ComputeFStatistic\_v2. Technical Report T0900149-v5, LIGO, 2010.
38. Patel, P.; Siemens, X.; Dupuis, R.; Betzwieser, J. Implementation of barycentric resampling for continuous wave searches in gravitational wave data. *Physical Review D* **2010**, *81*, 084032, [[arXiv:gr-qc/0912.4255](#)]. doi:10.1103/PhysRevD.81.084032.
39. Poghosyan, G.; Matta, S.; Streit, A.; Bejger, M.; Królak, A. Architecture, implementation and parallelization of the software to search for periodic gravitational wave signals. *Computer Physics Communications* **2015**, *188*, 167–176, [[arXiv:gr-qc/1410.3677](#)]. doi:10.1016/j.cpc.2014.10.025.
40. Dergachev, V. Loosely coherent searches for sets of well-modeled signals. *Physical Review D* **2012**, *85*, 062003, [[arXiv:gr-qc/1110.3297](#)]. doi:10.1103/PhysRevD.85.062003.
41. Whelan, J.T.; Prix, R.; Cutler, C.J.; Willis, J.L. New coordinates for the amplitude parameter space of continuous gravitational waves. *Classical and Quantum Gravity* **2014**, *31*, 065002, [[arXiv:gr-qc/1311.0065](#)]. doi:10.1088/0264-9381/31/6/065002.
42. Dhurandhar, S.; Krishnan, B.; Willis, J.L. Marginalizing the likelihood function for modeled gravitational wave searches. *arXiv* **2017**, [[1707.08163](#)].
43. Bero, J.J.; Whelan, J.T. An analytic approximation to the Bayesian detection statistic for continuous gravitational waves. *Classical and Quantum Gravity* **2019**, *36*, 015013, [[arXiv:gr-qc/1808.05453](#)]. doi:10.1088/1361-6382/aaed6a.
44. Prix, R. Search for continuous gravitational waves: Metric of the multidetector  $\mathcal{F}$ -statistic. *Physical Review D* **2007**, *75*, 023004, [[gr-qc/0606088](#)]. doi:10.1103/PhysRevD.75.023004.
45. Balasubramanian, R.; Sathyaprakash, B.S.; Dhurandhar, S.V. Gravitational waves from coalescing binaries: Detection strategies and Monte Carlo estimation of parameters. *Physical Review D* **1996**, *53*, 3033, [[gr-qc/9508011](#)]. doi:10.1103/PhysRevD.53.3033.
46. Owen, B.J. Search templates for gravitational waves from inspiraling binaries: Choice of template spacing. *Physical Review D* **1996**, *53*, 6749, [[gr-qc/9511032](#)]. doi:10.1103/PhysRevD.53.6749.
47. Wette, K.; Prix, R. Flat parameter-space metric for all-sky searches for gravitational-wave pulsars. *Physical Review D* **2013**, *88*, 123005, [[arXiv:gr-qc/1310.5587](#)]. doi:10.1103/PhysRevD.88.123005.
48. Królak, A.; Tinto, M.; Vallisneri, M. Optimal filtering of the LISA data. *Physical Review D* **2004**, *70*, 022003, [[gr-qc/0401108](#)]. doi:10.1103/PhysRevD.70.022003.
49. Whelan, J.T.; Prix, R.; Khurana, D. Improved search for galactic white-dwarf binaries in Mock LISA Data Challenge 1B using an  $\mathcal{F}$ -statistic template bank. *Classical and Quantum Gravity* **2008**, *25*, 184029, [[arXiv:gr-qc/0805.1972](#)]. doi:10.1088/0264-9381/25/18/184029.
50. Marsaglia, G. Choosing a Point from the Surface of a Sphere. *Annals of Mathematical Statistics* **1972**, *43*, 645. doi:10.1214/aoms/1177692644.
51. LIGO Scientific Collaboration. LIGO Algorithm Library - LALSuite. Free software (GPL), 2018. doi:10.7935/GT1W-FZ16.
52. Sun, L.; others. Characterization of systematic error in Advanced LIGO calibration. *Classical and Quantum Gravity* **2020**, *37*, 225008. doi:10.1088/1361-6382/abb14e.
53. Zimmermann, M.; Szedenits, Jr., E. Gravitational waves from rotating and precessing rigid bodies - Simple models and applications to pulsars. *Physical Review D* **1979**, *20*, 351. doi:10.1103/PhysRevD.20.351.
54. Owen, B.J.; Lindblom, L.; Cutler, C.; Schutz, B.F.; Vecchio, A.; Andersson, N. Gravitational waves from hot young rapidly rotating neutron stars. *Physical Review D* **1998**, *58*, 084020, [[gr-qc/9804044](#)]. doi:10.1103/PhysRevD.58.084020.
55. Van Den Broeck, C. The gravitational wave spectrum of non-axisymmetric, freely precessing neutron stars. *Classical and Quantum Gravity* **2005**, *22*, 1825, [[gr-qc/0411030](#)]. doi:10.1088/0264-9381/22/9/022.
56. Pitkin, M.; Isi, M.; Veitch, J.; Woan, G. A nested sampling code for targeted searches for continuous gravitational waves from pulsars. *arXiv* **2017**, [[arXiv:gr-qc/1705.08978](#)].
57. Cutler, C.; Schutz, B.F. Generalized  $\mathcal{F}$ -statistic: Multiple detectors and multiple gravitational wave pulsars. *Physical Review D* **2005**, *72*, 063006, [[gr-qc/0504011](#)]. doi:10.1103/PhysRevD.72.063006.
58. Pitkin, M.; Messenger, C.; Fan, X. Hierarchical Bayesian method for detecting continuous gravitational waves from an ensemble of pulsars. *Physical Review D* **2018**, *98*, 063001, [[arXiv:astro-ph.IM/1807.06726](#)]. doi:10.1103/PhysRevD.98.063001.
59. Wolfram Research, Inc. Mathematica, Version 12.0. Champaign, IL, 2019.