

Floquet higher-order Weyl and nexus semimetals

Weiwei Zhu,^{*} Muhammad Umer,^{*} and Jiangbin Gong[†]

Department of Physics, National University of Singapore, Singapore 117542, Singapore.

This work reports the general design and characterization of two exotic, anomalous nonequilibrium topological phases. In equilibrium systems, the Weyl nodes or the crossing points of nodal lines may become the transition points between higher-order and first-order topological phases defined on two-dimensional slices, thus featuring both hinge Fermi arc and surface Fermi arc. We advance this concept by presenting a strategy to obtain, using time-sequenced normal insulator phases only, Floquet higher-order Weyl semimetals and Floquet higher-order nexus semimetals, where the concerned topological singularities in the three-dimensional Brillouin zone border anomalous two-dimensional higher-order Floquet phases. The fascinating topological phases we obtain are previously unknown and can be experimentally studied using, for example, a three-dimensional lattice of coupled ring resonators.

Introduction.—Owing to their rich features not available in equilibrium counterparts, the great potential of nonequilibrium topological phases is being widely recognized [1–13]. Given that even an otherwise topologically trivial system can be converted into a topological non-trivial phase via periodic driving [1, 14], nonequilibrium strategies that utilize the time dimension significantly expand the domain of topological phases and at the same time lead us to many possible applications of topological matter in photonics [5, 15–19], acoustics [20], quantum information etc [21, 22]. Three-dimensional (3D) periodically driven (Floquet) topological phases include Floquet Weyl semimetals [10, 23–40] and Floquet topological insulators [41–43]. Floquet Weyl semimetals may support a single Weyl point, thus constituting an excellent platform to investigate the chiral magnetic effect [37, 38]. The so-called Floquet Hopf insulator, whose full topological description requires one Z type Hopf linking number and another intrinsically dynamic Z_2 invariant [42, 43], is another fascinating example that has advanced the notion of topological insulators.

Our focus here is on Floquet higher-order topological phases. Floquet higher-order topological insulators (FHOTIs) have already been designed [22, 44–64]. Inspired by these progresses, we report two exotic Floquet topological semimetal phases with boundary-of-boundary states, namely, Floquet higher-order Weyl semimetals (HOWSs) and Floquet higher-order nexus semimetals (HONSs). Our results are of general interest because (i) the obtained HOWS and HONS phases are not describable by standard equilibrium approaches (such as quadrupole moments [65, 66]) when describing the concerned higher-order topological phases, (ii) they can be generated by a simple periodically driven bipartite lattice whose instantaneous Hamiltonian is *always* a normal insulator; and (iii) our general flexible design does not rely on precise tuning of the system parameters. The first feature clearly distinguishes this work from two early studies on Floquet HOWSs of which the results under high-frequency driving do have equilibrium analogs [67, 68]. The second and third features indicate experi-

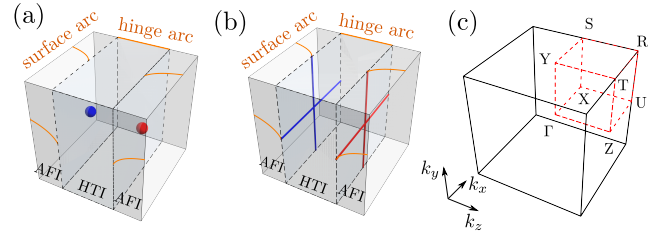


FIG. 1. (a) HOWSs with surface Fermi arcs and hinge Fermi arcs (orange lines). The Weyl point with charge +1 (−1) is marked by blue (red) ball. (b) Same as in (a) but for HONSs. The winding number surrounding the nodal line marked blue (red) tube is +1 (−1). (c) The high symmetry points in the Brillouin zone are marked by Γ , X, Y, S, Z, U, T and R.

mental feasibility to confirm our theoretical predictions.

We first introduce the concept of HOWS and HONS. Due to the Nielsen-Ninomiya theorem [69, 70], the minimal Weyl semimetal in a lattice accommodate two Weyl nodes of opposite charges, as shown in Fig. 1(a). In a traditional Weyl semimetal, the Weyl node represents the phase transition point between Chern insulator and normal insulator of some 2D slices, so it supports the well-known surface Fermi arc upon opening up its boundary along one direction. By contrast, in a HOWS [67, 71, 72] the Weyl node is the phase transition point between a Chern insulator and a higher-order topological insulator (HOTI). As such, in addition to the expected surface Fermi arc, the system possesses the hinge Fermi arc when opening up its boundaries along two directions. On the other hand, HONS phases are featured by two crossed nodal lines, with the associated phase transition lines splitting 2D slices into Chern insulators and HOTI phases, so that the system also supports surface Fermi arcs and hinge Fermi arcs. The physics is much more involving in nonequilibrium situations, because the Weyl nodes in Floquet HOWS and the crossed nodal lines in Floquet HONS feature exotic phase transitions between hybrid topological insulators (HTI), anomalous Floquet topological insulators (AFI), and anomalous Flo-

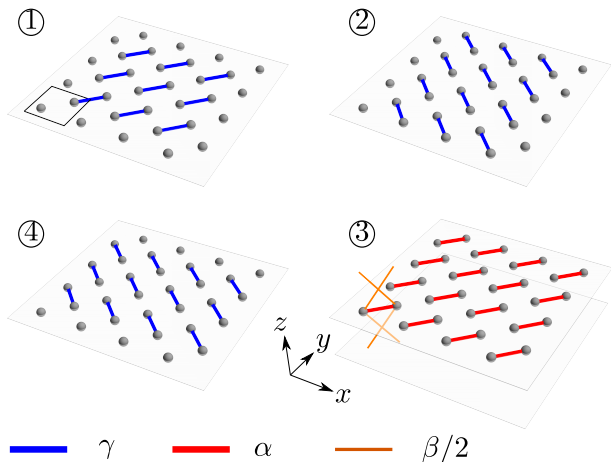


FIG. 2. A periodically driven bipartite lattice subject to four modulation steps. Step ①, ② and ④ allows for intercellular coupling of strength γ within the xy layer. Step ③ introduces intracellular coupling of strength α and interlayer coupling of strength $\beta/2$. Only the interlayer coupling of a primitive unit cell is shown. The rectangle in step ① indicates one unit cell.

quet higher-order topological insulator (AFHOTI), as summarized in Figs. 1(a) and 1(b). The said anomalous topological phases here have zero Chern numbers and vanishing multipolarization, and therefore only topological invariants capturing characteristics of dynamical evolution within one complete period may fully describe them [4, 56, 73].

Model. — Consider a periodically driven bipartite lattice shown in Fig. 2. This minimal model is composed of four time steps and only the nearest-neighbor coupling is required. Each unit cell consists of two sub-lattice degrees of freedom. In step ①, ② and ④, the lattice is fully dimerised and only turns on inter-cellular coupling of strength γ within the xy layer. This kind of two-dimensional setup is equivalent to an experimentally realized platform of two-dimensional coupled ring resonators [56]. In step ③, the system allows for intracellular coupling of strength α and inter-layer coupling of strength $\beta/2$. In each time step, the instantaneous Hamiltonian is only a normal insulator under the condition $\gamma \neq 0$ and $|\alpha| > |\beta|$. The time-dependent Bloch Hamiltonian is then given by,

$$H(\mathbf{k}, t) = \begin{cases} H_1(\mathbf{k}) & 0 < t \leq T/4, \\ H_2(\mathbf{k}) & T/4 < t \leq T/2, \\ H_3(\mathbf{k}) & T/2 < t \leq 3T/4, \\ H_4(\mathbf{k}) & 3T/4 < t \leq T, \end{cases} \quad (1)$$

where,

$$H_m(\mathbf{k}) = \gamma(e^{ib_m \cdot \mathbf{k}} \sigma^+ + h.c.), \quad (2)$$

for $m = 1, 2, 4$. $\sigma^\pm = (\sigma_x \pm i\sigma_y)/2$, where $\sigma_{x,y,z}$ are Pauli matrices; and the vectors \mathbf{b}_m are given by $\mathbf{b}_1 = (a, a, 0)$,

$\mathbf{b}_2 = (a, 0, 0)$ and $\mathbf{b}_4 = (0, a, 0)$, where a is the lattice constant. Moreover,

$$H_3(\mathbf{k}) = \theta(k_z) \sigma_x, \quad (3)$$

where $\theta(k_z) = \alpha + \beta \cos(b_3 \cdot \mathbf{k})$ with $\mathbf{b}_3 = (0, 0, a)$. The expression $\theta(k_z)$ here suggests that it already fully captures the effect of interlayer coupling along z direction and so becomes important to digest our design below. The Floquet states can be found from,

$$U_T(\mathbf{k}, t_0) |\phi(\mathbf{k}, t_0)\rangle = e^{-i\varepsilon(\mathbf{k})T} |\phi(\mathbf{k}, t_0)\rangle, \quad (4)$$

where $U_T(\mathbf{k}, t_0) \equiv \mathcal{T} \exp[-i \int_{t_0}^{t_0+T} H(\mathbf{k}, \tau) d\tau]$ is the one-period time evolution operator, \mathcal{T} is the time-ordering operator, and t_0 is a reference time.

A Weyl semimetal phase requires the breaking of time reversal or inversion symmetry [74]. The time reversal symmetry in our driven model is clearly broken. As to other aspects of the symmetry, our system obeys particle-hole $C^{-1}H(\mathbf{k}, t)C = -H^*(-\mathbf{k}, t)$ and inversion $\mathcal{I}^{-1}H(\mathbf{k}, t)\mathcal{I} = H(-\mathbf{k}, t)$ symmetry, where $C = \sigma_z$ and $\mathcal{I} = \sigma_x$. The particle-hole symmetry promises that the Weyl points appear at quasienergy zero or π/T while the inversion symmetry ensures that the Weyl points of opposite charge possess the same quasienergy. Furthermore, the system obeys two fold rotation symmetry about z axis, i.e., $C_{2z}^{-1}H(\mathbf{k}, t)C_{2z} = H(\mathbf{k}, t)$ with $C_{2z} = \sigma_x$ and $\hat{\mathbf{k}} = (-k_x, -k_y, k_z)$. This symmetry guarantees that there is always such two-fold rotation symmetry even when we reduce the system to 2D slices at an arbitrary fixed value of k_z . To explain our design, we note that the resultant 2D slices can support HTI (where π/T gap supports chiral edge mode and zero gap supports topological corner mode), AFI (where both π/T gap and zero gap support chiral edge modes), and AFHOTI (where both π/T gap and zero gap support topological corner modes) [56, 57]. As analyzed below, these intriguing properties point towards genuinely anomalous HOWS phases.

Floquet HOWSs and SFA. — The phase diagram for a 2D slice at a fixed k_z is shown in Fig. 3(a), in terms of possible values $\theta(k_z)$ and γ . Topological phase transition happens at Γ point ($k_x = 0 \wedge k_y = 0$) with quasienergy zero marked by red dashed line, at Γ point but with quasienergy π/T marked by green dashed lines or at two high symmetry lines $k_x = \pi/a \vee k_y = \pi/a$ with quasienergy zero marked by red solid line (see Supplementary Materials). The HTI phase is marked by gray area in Fig. 3(a), enclosed by three boundaries: the green dashed line is the phase boundary between HTI and AFHOTI; the red (dashed and solid) lines represent the phase boundary between HTI and AFI.

To appreciate the flexibility of our design, one may now look into what happens if we tune α and β values and hence change the possible range of $\theta(k_z)$. As k_z varies from $-\pi/a$ to π/a , one can easily let $\theta(k_z)$ go across the

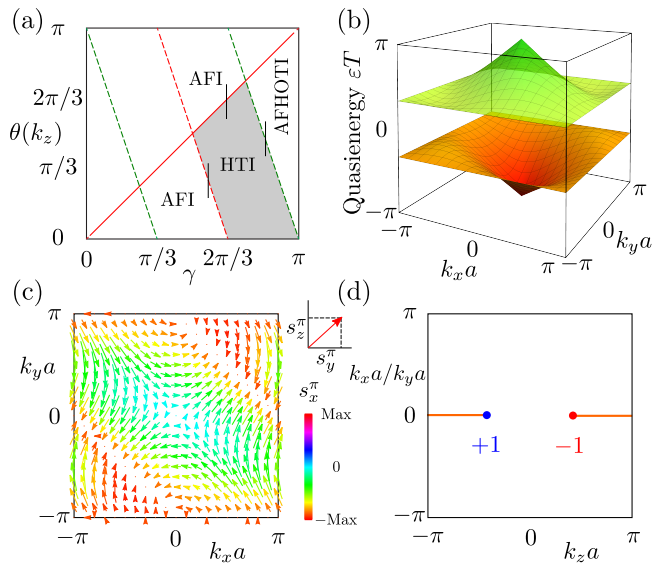


FIG. 3. (a) Phase diagram for system's 2D slices at fixed k_z . (b) Quasienergy spectrum and (c) pseudo-spin texture in k_x - k_y plane at k_z . Color represents the value of x -component and the direction indicates the other two components. (d) Surface Fermi arc of Floquet HOWS with quasienergy π/T in k_x - k_z plane or k_y - k_z plane. The parameters for (b)(c)(d) are $\alpha = 9\pi/20$, $\beta = \pi/5$ and $\gamma = 5\pi/6$. The HTI phase is marked by gray area in (a). In (a), dashed line (solid) is the phase transition point at Γ ($k_x = \pm\pi/a$ and $k_y = \pm\pi/a$). Green (red) line means topological phase transition at quasienergy zero ($\pm\pi/T$).

phase boundaries between the above mentioned phases of the 2D slices [see black lines in Fig. 3(a) as three examples at three different values of γ]. Precisely at the phase boundary, the bulk band of the original 3D system closes itself. For example, consider $\alpha = 9\pi/20$, $\beta = \pi/5$ and $\gamma = 5\pi/6$ such that $\pi/4 \leq \theta(k_z) \leq 13\pi/20$. This range of $\theta(k_z)$ covers the phase transition point at $\theta = \pi/2$ (determined by γ). Inverting the expression $\theta(k_z)$ one finds that the bulk band closes at $k_z = \pm k_z^c = \pm \arccos(1/4)/a$, with quasienergy π/T , yielding two band closing points $(0, 0, \pm k_z^c)$ as possible Floquet Weyl nodes.

Such possible locations of Weyl nodes can also be understood by symmetry eigenvalues at high symmetry momentum points (HSMPs). At $k_z = 0$, there are four HSMPs, Γ , X, Y and S shown in Fig. 1(c). The inversion symmetry eigenvalues at those points are $(+1, +1, +1, +1)$. At $k_z = \pi/a$, there are also four HSMPs, Z, U, T and R shown in Fig. 1(c). The corresponding symmetry eigenvalues are $(-1, +1, +1, +1)$. When the value of k_z change from 0 to π/a , the symmetry eigenvalues must change along the Γ -Z direction. Furthermore, the system's two-fold rotation symmetry promises the band inversion to occur along Γ -Z, which again indicates that Weyl nodes are at $k_x = 0$ and $k_y = 0$.

To finally confirm the emergence of Weyl nodes, we present the linear quasienergy dispersion at the band

crossing points $(0, 0, \pm k_z^c)$ in Fig. 3(b). The topology of the band crossing points can also be investigated by the pseudo-spin texture,

$$s_i^j = [j/T - \epsilon(\mathbf{k})] \langle \phi^\epsilon(\mathbf{k}, 0) | \sigma_i | \phi^\epsilon(\mathbf{k}, 0) \rangle, \quad (5)$$

where σ_i is the Pauli matrix with $i = x, y, z$; $j = 0$ ($j = \pi$) for the band crossing points with quasienergy zero (π/T). Choosing the band below quasienergy j/T , the pseudo-spin texture thus defined at $k_z = k_z^c$ is depicted in Fig. 3(c). There vanishing pseudo-spin components are observed at Γ point. It is also seen that s_x^π is zero [in Fig. 3(c), blue indicates zero s_x^π] in the vicinity of Γ point. (See Supplementary Materials for more analysis). Circling around Γ point, the winding number of the nonzero spin textures (s_y^π, s_z^π) is -1 . Using these results, one then finds that the chirality of the identified Weyl nodes to be $q = -\text{sgn} \left[\frac{\partial \theta(k_z)}{\partial k_z} \Big|_{k_z = \pm k_z^c} \right]$. The charge is $+1$ for Weyl node at $(0, 0, -k_z^c)$ and -1 for $(0, 0, +k_z^c)$ (See Supplementary Materials). Connecting the two Weyl points with opposite charges, we also obtain dispersion-free surface Fermi arc states with quasienergy π/T , in the k_x - k_z plane with y direction open or in the k_y - k_z plane with x direction open. They are represented as straight lines in Fig. 3(d).

Higher-order topology and hinge Fermi arc.— One peculiarity of the obtained Floquet Weyl semimetal phases is their hinge Fermi arc states when taking open boundary condition along both x and y directions. The quasienergy spectrum under OBC (PBC) in x - y (z)-direction, with the same parameters as in Fig. 3(d), is shown in Fig. 4(a). In the π/T quasienergy gap, the system supports transport surface modes for $|k_z| > k_z^c$, but supports dispersionless hinge modes for $|k_z| < k_z^c$, thus confirming the nature of HOWSs. The zero gap features a higher-order topological insulator phase that is not of our interest here. Remarkably, these exotic topological features cannot be described by traditional bulk topological invariants. Indeed, unlike equilibrium systems, a Floquet system contains two quasienergy gaps (zero and π/T), possibly with markedly different behaviours, thus requiring additional topological indices for complete characterization. Because the HOWSs obtained here are designed from slices of 2D Floquet topological phases with their anomalous phase diagram shown in Fig. 3(a), topological features of our HOWSs associated with each quasienergy gap may be further digested using an earlier approach already well applied to such 2D systems [56, 57]. That is, for a fixed k_z , we look into a gap winding number by further reducing the dimension along the direction $k_x = k_y = k$, which gives effectively one dimensional system that has chiral symmetry [56, 57]. One can then choose $t_0 = T/8$ as the starting reference time to define a time-symmetric frame, with the associated Floquet operator $U_T(\mathbf{k}, t_0)$ denoted as $U_T(k, T/8)$. Further rewriting

$U_T(k, T/8)$ as

$$U_T(k, T/8) = \sigma_z F^\dagger \sigma_z F, \quad (6)$$

with F being a 2×2 matrix, we quickly obtain the winding numbers associated with two quasienergy gaps [75] (as a function of k_z):

$$\nu_0 = \int_{-\pi/a}^{\pi/a} \partial(\arg F_{12}), \quad (7)$$

$$\nu_\pi = \int_{-\pi/a}^{\pi/a} \partial(\arg F_{22}). \quad (8)$$

The winding numbers (ν_0, ν_π) defined above take integer values in $\{0, 1, 2\}$ in our system. A zero winding number indicates that the concerned gap is topological trivial. On the other hand, winding number being 1 and 2 respectively indicates that the existence of one chiral edge mode and a pair of counter-propagating edge modes at each edge (see Supplementary Materials). In the presence of counter-propagating edge modes the system's feature is determined by the actual boundary condition along x and y directions. If the boundary condition is chosen as of Fig. 2, the counter-propagating edge modes are gapped and the sliced 2D system supports corner modes and hence the original 3D system supports hinge modes (see Supplementary Materials). In Fig. 4(c), we show the obtained winding numbers (ν_0, ν_π) for the parameter values corresponding to Fig. 4(a). It can be observed that when the scanned k_z values cross that of the above-identified Weyl nodes, the winding number ν_π makes a jump according to the node chirality. This not only offers a practical means to characterize the system's topology with dimension reduction, but also confirms again our HOWS design. The constant winding number $\nu_0 = 2$ shown in Fig. 4(c) is also consistent with the shown corner modes in the 0 quasienergy gap in Fig. 4(a).

It is also interesting to look into another representative case with parameter values $\alpha = \pi/5$, $\beta = \pi/10$ and $\gamma = 7\pi/12$ such that the Weyl nodes of opposite chirality appear at zero quasienergy for $(k_x, k_y, k_z) = (0, 0, \pm k_z^c)$ with $k_z^c = \arccos(1/2)/a$. The quasienergy spectrum under OBC (PBC) in $x - y$ (z) spatial directions is shown in Fig. 4(b) and hinge Fermi arc is now observed between two Weyl nodes at zero quasienergy. The HOWSs is then characterized by jumps in the winding number ν_0 from 1 to 2 as shown in Fig. 4(d), which fully captures the feature of hinge Fermi arc and the chirality of two Weyl nodes.

Floquet higher-order nexus semimetal.— The general design strategy discussed above is versatile because it can equally generate higher-order nexus semimetals (HONSs), featured by the crossing point of two nodal lines [76–78]. HONS phases are somewhat analogous to HOWS phases because they also possess hinge Fermi arc in addition to surface Fermi arc. To realize Floquet

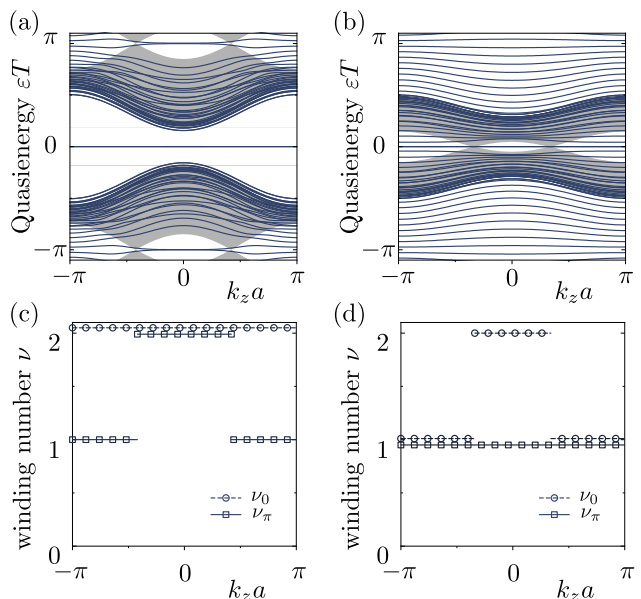


FIG. 4. (a)(b) Spectrum of a finite structure with open boundary condition along x, y and periodic boundary condition along z . The Weyl points are located at quasienergy π/T in (a) and at quasienergy zero in (b). (c)(d) shows the corresponding winding numbers defined in the main text. The parameters for (a)(c) are $\alpha = 9\pi/20$, $\beta = \pi/5$ and $\gamma = 5\pi/6$. The parameters for (b)(d) are $\alpha = \pi/5$, $\beta = \pi/10$ and $\gamma = 7\pi/12$. The bulk band is marked by gray.

HONS, one can now fully exploit the red solid line in Fig. 3(a) as the phase boundary between HTI and AFI. Unlike other phase boundaries, in this special case the phase boundary always lies at two highly symmetric lines ($k_x = \pi/a$ and $k_y = \pi/a$) with zero quasienergy. Just as how we tune α and β values in the case of HOWS, here we do the same, but targeting at the outcome that as k_z changes, the resultant $\theta(k_z)$ values cross the red solid line in Fig. 3(a). When this is indeed the case, then the 3D system represents a Floquet nexus semimetal phase as the band crossing always occurs along $k_x = \pi/a$ and $k_y = \pi/a$.

As an example, consider $\alpha = 2\pi/3$, $\beta = \pi/5$ and $\gamma = 2\pi/3$ such that the nodal lines appear at zero quasienergy at $k_z = \pm k_z^c$, with $k_z^c = \pi/(2a)$. These nodal lines are shown in Fig. 5(a) where the nexus (crossing point of the two nodal lines) can be observed at $k_x = k_y = \pi/a$. A symmetry analysis is in order. With $k_z = 0$, the symmetry eigenvalues of σ_x at Γ, X, Y and S are $(-1, -1, -1, -1)$. With $k_z = \pi/a$, the symmetry eigenvalues at Z, U, T and R are $(-1, +1, +1, +1)$. Hence, as k_z changes from 0 to π/a , the band inversion occurs along $X - U, Y - T$ and $S - R$, which are indeed special points on the nodal lines. Moreover, the pseudo-spin texture is shown in Fig. 5(b). It is observed that all the components of pseudo-spin are zero at the two highly symmetric lines $k_x = \pi/a$ and $k_y = \pi/a$. In order to

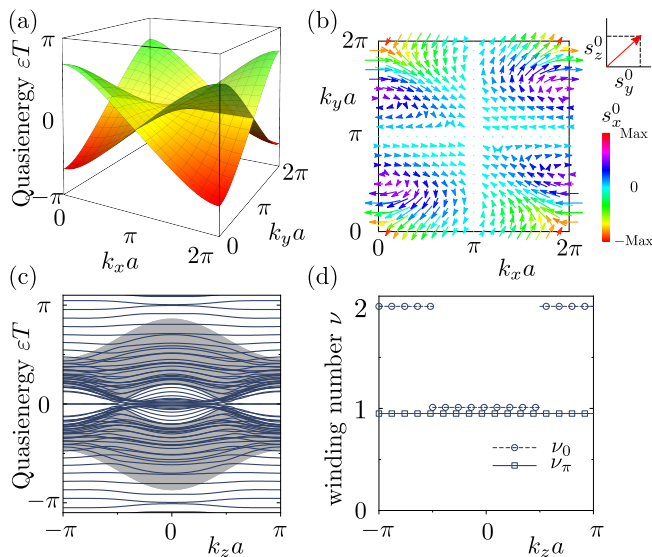


FIG. 5. Floquet HONS, its spectrum and the behavior of topological invariants. (a) Quasienergy band at k_z^c . Two nodal lines are located at $k_x = \pi/a$ and $k_y = \pi/a$, yielding the nexus at $\mathbf{k} = (\pi/a, \pi/a, k_z^c)$. (b) pseudo-spin texture for nexus fermions in (a). (c) Spectrum of a finite structure as a function of k_z . (d) The winding numbers for two band gaps as a function of k_z . The parameters are $\alpha = 2\pi/3$, $\beta = \pi/5$ and $\gamma = 2\pi/3$. The bulk band is marked by gray.

characterize the nodal lines $k_x = \pi/a$ and $k_y = \pi/a$, we use a Berry phase based winding number. Specifically, for $k_x = \pi/a + r \cos(\xi)$ ($k_y = \pi/a + r \cos(\xi)$), k_y (k_x) is fixed and $k_z = \pm k_z^c + r \sin(\xi)$, the following winding number

$$W = -\frac{i}{2\pi} \int_0^{2\pi} d\xi \langle \phi(\xi) | \partial_\xi | \phi(\xi) \rangle. \quad (9)$$

around the closed loop is quantized. This winding number is given as ± 1 for the nodal lines at $\mp k_z^c$ (see Supplementary Materials).

By our design, the crossing point of two nodal lines (nexus) now have implications for higher-order topological edge states. Indeed, the spectrum in Fig. 5(c) clearly indicates that the nexus represents the phase transition point from HTI to AFI for 2D slices. Therefore, upon opening the system's boundary, at quasienergy zero the system changes from supporting hinge Fermi arc to supporting surface Fermi arc. To confirm the higher-order topology, we examine again the above-defined gap winding number ν_0 in Fig. 5(d). There it is seen that ν_0 changes from 1 to 2 when $|k_z|$ values cross that of a nexus.

Conclusion and discussion.— This work has provided a rather general approach towards the design of nonequilibrium HOWS and HONS phases, based on a time sequence of normal insulators. The obtained phases are unique in nonequilibrium systems because they cannot be described by bulk topological invariants used in time-

independent situations. We have instead advocated to characterize these phases with topological invariants under a dimension reduction framework. The HOWS and HONS phases discovered in this work still represent minimal complexity of each kind because they only contain two Weyl points or two nexus points, at either quasienergy zero or π/T . As shown in Supplementary Materials, coupled ring resonators in a 3D configuration [24, 79] should be a promising platform to experimentally confirm our main ideas.

J.G. acknowledge funding support by the Singapore Ministry of Education Academic Research Fund Tier-3 (Grant No. MOE2017-T3-1-001 and WBS No. R-144-000-425-592) and by the Singapore NRF Grant No. NRF-NRFI2017-04 (WBS No. R-144-000-378- 281).

* These authors contribute equally.

† phygj@nus.edu.sg

- [1] Takuya Kitagawa, Erez Berg, Mark Rudner, and Eugene Demler, "Topological characterization of periodically driven quantum systems," *Physical Review B - Condensed Matter and Materials Physics* **82**, 235114 (2010), [arXiv:1010.6126](https://arxiv.org/abs/1010.6126).
- [2] Netanel H. Lindner, Gil Refael, and Victor Galitski, "Floquet topological insulator in semiconductor quantum wells," *Nature Physics* **7**, 490–495 (2011).
- [3] Derek Y.H. Ho and Jiangbin Gong, "Quantized adiabatic transport in momentum space," *Physical Review Letters* **109**, 010601 (2012).
- [4] Mark S. Rudner, Netanel H. Lindner, Erez Berg, and Michael Levin, "Anomalous edge states and the bulk-edge correspondence for periodically driven two-dimensional systems," *Phys. Rev. X* **3**, 031005 (2013).
- [5] Mikael C. Rechtsman, Julia M. Zeuner, Yonatan Plotnik, Yaakov Lumer, Daniel Podolsky, Felix Dreisow, Stefan Nolte, Mordechai Segev, and Alexander Szameit, "Photonic Floquet topological insulators," *Nature* **496**, 196–200 (2013), [arXiv:1212.3146](https://arxiv.org/abs/1212.3146).
- [6] A. Gómez-León and G. Platero, "Floquet-Bloch theory and topology in periodically driven lattices," *Physical Review Letters* **110**, 200403 (2013), [arXiv:1303.4369](https://arxiv.org/abs/1303.4369).
- [7] Arijit Kundu and Babak Seradjeh, "Transport signatures of floquet majorana fermions in driven topological superconductors," *Physical Review Letters* **111**, 136402 (2013), [arXiv:1301.4433](https://arxiv.org/abs/1301.4433).
- [8] Mahmoud Lababidi, Indubala I. Satija, and Erhai Zhao, "Counter-propagating edge modes and topological phases of a kicked quantum hall system," *Physical Review Letters* **112**, 026805 (2014), [arXiv:1307.3569](https://arxiv.org/abs/1307.3569).
- [9] L. E.F. Foa Torres, P. M. Perez-Piskunow, C. A. Balseiro, and Gonzalo Usaj, "Multiterminal conductance of a floquet topological insulator," *Physical Review Letters* **113**, 266801 (2014), [arXiv:1409.2482](https://arxiv.org/abs/1409.2482).
- [10] Hannes Hübener, Michael A. Sentef, Umberto De Giovannini, Alexander F. Kemper, and Angel Rubio, "Creating stable Floquet-Weyl semimetals by laser-driving of 3D Dirac materials," *Nature Communications* **8** (2017), [10.1038/ncomms13940](https://doi.org/10.1038/ncomms13940), [arXiv:1604.03399](https://arxiv.org/abs/1604.03399).

- [11] Mark S. Rudner and Netanel H. Lindner, “Band structure engineering and non-equilibrium dynamics in Floquet topological insulators,” *Nature Reviews Physics* **2**, 229–244 (2020).
- [12] Karen Wintersperger, Christoph Braun, F. Nur Ünal, André Eckardt, Marco Di Liberto, Nathan Goldman, Immanuel Bloch, and Monika Aidelsburger, “Realization of an anomalous Floquet topological system with ultracold atoms,” *Nature Physics* **16**, 1058–1063 (2020), [arXiv:2002.09840](#).
- [13] J. W. McIver, B. Schulte, F. U. Stein, T. Matsuyama, G. Jotzu, G. Meier, and A. Cavalleri, “Light-induced anomalous Hall effect in graphene,” *Nature Physics* **16**, 38–41 (2020), [1811.03522](#).
- [14] Jiao Wang and Jiangbin Gong, “Proposal of a cold-atom realization of quantum maps with hofstadter’s butterfly spectrum,” *Phys. Rev. A* **77**, 031405 (2008).
- [15] Wenchao Hu, Jason C. Pillay, Kan Wu, Michael Pasek, Perry Ping Shum, and Y. D. Chong, “Measurement of a topological edge invariant in a microwave network,” *Physical Review X* **5**, 011012 (2015), [arXiv:1408.1808](#).
- [16] Fei Gao, Zhen Gao, Xihang Shi, Zhaoju Yang, Xiao Lin, Hongyi Xu, John D. Joannopoulos, Marin Soljačić, Hongsheng Chen, Ling Lu, Yidong Chong, and Baile Zhang, “Probing topological protection using a designer surface plasmon structure,” *Nature Communications* **7** (2016), [10.1038/ncomms11619](#).
- [17] Daniel Leykam, M. C. Rechtsman, and Y. D. Chong, “Anomalous Topological Phases and Unpaired Dirac Cones in Photonic Floquet Topological Insulators,” *Physical Review Letters* **117**, 013902 (2016), [arXiv:1601.01764](#).
- [18] Lukas J. Maczewsky, Julia M. Zeuner, Stefan Nolte, and Alexander Szameit, “Observation of photonic anomalous Floquet topological insulators,” *Nature Communications* **8** (2017), [10.1038/ncomms13756](#), [arXiv:1605.03877](#).
- [19] Seabrat Mukherjee, Alexander Spracklen, Manuel Valiente, Erika Andersson, Patrik Öhberg, Nathan Goldman, and Robert R. Thomson, “Experimental observation of anomalous topological edge modes in a slowly driven photonic lattice,” *Nature Communications* **8** (2017), [10.1038/ncomms13918](#), [arXiv:1604.05612](#).
- [20] Yu Gui Peng, Cheng Zhi Qin, De Gang Zhao, Ya Xi Shen, Xiang Yuan Xu, Ming Bao, Han Jia, and Xue Feng Zhu, “Experimental demonstration of anomalous Floquet topological insulator for sound,” *Nature Communications* **7** (2016), [10.1038/ncomms13368](#).
- [21] Raditya Weda Bomantara and Jiangbin Gong, “Quantum computation via floquet topological edge modes,” *Phys. Rev. B* **98**, 165421 (2018).
- [22] Raditya Weda Bomantara and Jiangbin Gong, “Measurement-only quantum computation with Floquet Majorana corner modes,” *Physical Review B* **101**, 085401 (2020).
- [23] Rui Wang, Baigeng Wang, Rui Shen, L. Sheng, and D. Y. Xing, “Floquet Weyl semimetal induced by off-resonant light,” *EPL* **105**, 17004 (2014), [arXiv:1308.4266](#).
- [24] Hailong Wang, Longwen Zhou, and Y. D. Chong, “Floquet Weyl phases in a three-dimensional network model,” *Physical Review B* **93**, 144114 (2016), [arXiv:1512.00111](#).
- [25] Longwen Zhou, Chong Chen, and Jiangbin Gong, “Floquet semimetal with Floquet-band holonomy,” *Physical Review B* **94**, 075443 (2016).
- [26] Xiao Xiao Zhang, Tze Tzen Ong, and Naoto Nagaosa, “Theory of photoinduced Floquet Weyl semimetal phases,” *Physical Review B* **94**, 235137 (2016), [arXiv:1607.05941](#).
- [27] Zhongbo Yan and Zhong Wang, “Tunable Weyl Points in Periodically Driven Nodal Line Semimetals,” *Physical Review Letters* **117**, 087402 (2016), [arXiv:1605.04404](#).
- [28] Ching Kit Chan, Yun Tak Oh, Jung Hoon Han, and Patrick A. Lee, “Type-II Weyl cone transitions in driven semimetals,” *Physical Review B* **94**, 121106 (2016), [arXiv:1605.05696](#).
- [29] Xiao Xiao Zhang, Tze Tzen Ong, and Naoto Nagaosa, “Theory of photoinduced Floquet Weyl semimetal phases,” *Physical Review B* **94**, 235137 (2016), [arXiv:1607.05941](#).
- [30] Raditya Weda Bomantara and Jiangbin Gong, “Generating controllable type-II Weyl points via periodic driving,” *Physical Review B* **94**, 235447 (2016), [arXiv:1701.07609](#).
- [31] Zhongbo Yan and Zhong Wang, “Floquet multi-Weyl points in crossing-nodal-line semimetals,” *Physical Review B* **96**, 041206 (2017), [arXiv:1705.03056](#).
- [32] Motohiko Ezawa, “Photoinduced topological phase transition from a crossing-line nodal semimetal to a multiple-Weyl semimetal,” *Physical Review B* **96**, 041205 (2017), [arXiv:1705.02140](#).
- [33] Leda Bucciantini, Sthitadhi Roy, Sota Kitamura, and Takashi Oka, “Emergent Weyl nodes and Fermi arcs in a Floquet Weyl semimetal,” *Physical Review B* **96**, 041126 (2017), [arXiv:1612.01541](#).
- [34] Hang Liu, Jia Tao Sun, Cai Cheng, Feng Liu, and Sheng Meng, “Photoinduced topological phase transitions in strained black phosphorus,” *Physical Review Letters* **120**, 237403 (2017), [arXiv:1710.05546](#).
- [35] Linhu Li, Ching Hua Lee, and Jiangbin Gong, “Realistic Floquet Semimetal with Exotic Topological Linkages between Arbitrarily Many Nodal Loops,” *Physical Review Letters* **121**, 036401 (2018), [arXiv:1803.06869](#).
- [36] Rui Chen, Bin Zhou, and Dong Hui Xu, “Floquet Weyl semimetals in light-irradiated type-II and hybrid line-node semimetals,” *Physical Review B* **97**, 155152 (2018), [arXiv:1801.01683](#).
- [37] Xiao Qi Sun, Meng Xiao, Tomáš Bzdušek, Shou Cheng Zhang, and Shanhui Fan, “Three-Dimensional Chiral Lattice Fermion in Floquet Systems,” *Physical Review Letters* **121**, 196401 (2018).
- [38] Sho Higashikawa, Masaya Nakagawa, and Masahito Ueda, “Floquet Chiral Magnetic Effect,” *Physical Review Letters* **123**, 066403 (2019).
- [39] Yufei Zhu, Tao Qin, Xinxin Yang, Gao Xianlong, and Zhaoxin Liang, “Floquet and anomalous floquet weyl semimetals,” *Physical Review Research* **2**, 033045 (2020), [arXiv:2003.05638](#).
- [40] Muhammad Umer, Raditya Weda Bomantara, and Jiangbin Gong, “Dynamical characterization of Weyl nodes in Floquet Weyl semimetal phases,” *Physical Review B* (2020), [arXiv:2009.09189](#).
- [41] Konstantinos Ladovrechis and Ion Cosma Fulga, “Anomalous Floquet topological crystalline insulators,” *Physical Review B* **99**, 195426 (2019).
- [42] Yan He and Chih Chun Chien, “Three-dimensional two-band Floquet topological insulator with Z2 index,” *Physical Review B* **99**, 075120 (2019), [1901.09457](#).
- [43] Thomas Schuster, Snir Gazit, Joel E. Moore, and Norman Y. Yao, “Floquet Hopf Insulators,” *Physical Review Letters* **123**, 266803 (2019), [arXiv:1903.02558](#).

- [44] Raditya Weda Bomantara, Longwen Zhou, Jiabin Pan, and Jiangbin Gong, “Coupled-wire construction of static and Floquet second-order topological insulators,” *Physical Review B* **99**, 045441 (2019), arXiv:1811.02325.
- [45] Martin Rodriguez-Vega, Abhishek Kumar, and Babak Seradjeh, “Higher-order Floquet topological phases with corner and bulk bound states,” *Physical Review B* **100**, 085138 (2019), arXiv:1811.04808.
- [46] Ranjani Seshadri, Anirban Dutta, and Diptiman Sen, “Generating a second-order topological insulator with multiple corner states by periodic driving,” *Physical Review B* **100**, 115403 (2019), arXiv:1901.10495.
- [47] Tanay Nag, Vladimir Juričić, and Bitan Roy, “Out of equilibrium higher-order topological insulator: Floquet engineering and quench dynamics,” *Physical Review Research* **1**, 032045 (2019), arXiv:1904.07247.
- [48] Yang Peng and Gil Refael, “Floquet Second-Order Topological Insulators from Nonsymmorphic Space-Time Symmetries,” *Physical Review Letters* **123**, 016806 (2019), arXiv:1811.11752.
- [49] Kirill Plekhanov, Manisha Thakurathi, Daniel Loss, and Jelena Klinovaja, “Floquet Second-Order Topological Superconductor Driven via Ferromagnetic Resonance,” *Physical Review Research* **1**, 032013 (2019), arXiv:1905.09241.
- [50] Arnob Kumar Ghosh, Arnob Kumar Ghosh, Ganesh C. Paul, Ganesh C. Paul, Arijit Saha, and Arijit Saha, “Higher order topological insulator via periodic driving,” *Physical Review B* **101**, 235403 (2020), arXiv:1911.09361.
- [51] Haiping Hu, Biao Huang, Erhai Zhao, and W. Vincent Liu, “Dynamical Singularities of Floquet Higher-Order Topological Insulators,” *Physical Review Letters* **124**, 057001 (2020), arXiv:1905.03727.
- [52] Biao Huang and W. Vincent Liu, “Floquet Higher-Order Topological Insulators with Anomalous Dynamical Polarization,” *Physical Review Letters* **124**, 216601 (2020), arXiv:1811.00555.
- [53] Yang Peng, “Floquet higher-order topological insulators and superconductors with space-time symmetries,” *Physical Review Research* **2**, 013124 (2019), arXiv:1909.08634.
- [54] Swati Chaudhary, Arbel Haim, Yang Peng, and Gil Refael, “Phonon-induced Floquet topological phases protected by space-time symmetries,” *Physical Review Research* **2**, 043431 (2020).
- [55] Raditya Weda Bomantara, “Time-induced second-order topological superconductors,” *Physical Review Research* **2**, 033495 (2020), arXiv:2003.05181.
- [56] Weiwei Zhu, Y. D. Chong, and Jiangbin Gong, “Floquet higher-order topological insulator in a periodically driven bipartite lattice,” *Physical Review B* **103**, L041402 (2021).
- [57] Weiwei Zhu, Haoran Xue, Jiangbin Gong, Yidong Chong, and Baile Zhang, “Time-periodic corner states from Floquet higher-order topology,” (2020), arXiv:2012.08847.
- [58] Arnob Kumar Ghosh, Tanay Nag, and Arijit Saha, “Floquet generation of Second Order Topological Superconductor,” (2020), arXiv:2009.11220.
- [59] Rui-Xing Zhang and Zhi-Cheng Yang, “Tunable Fragile Topology in Floquet Systems,” arXiv (2020), arXiv:2005.08970.
- [60] Arnob Kumar Ghosh, Tanay Nag, and Arijit Saha, “Floquet Second Order Topological Superconductor based on Unconventional Pairing,” (2020), arXiv:2012.00393.
- [61] Hui Liu, Selma Franca, Ali G. Moghaddam, Fabian Hasler, and Ion Cosma Fulga, “Network model for higher-order topological insulators,” (2020), arXiv:2009.07877.
- [62] Tanay Nag, Vladimir Juricic, and Bitan Roy, “Hierarchy of higher-order Floquet topological phases in three dimensions,” (2020), arXiv:2009.10719.
- [63] Weiwei Zhu, Yidong Chong, and Jiangbin Gong, “Symmetry Analysis of Anomalous Floquet Topological Phases,” (2021), arXiv:2103.08230.
- [64] DinhDuy Vu, Rui-Xing Zhang, Zhi-Cheng Yang, and Sankar Das Sarma, “Superconductors with anomalous Floquet higher-order topology,” (2021), arXiv:2103.12758.
- [65] Wladimir A. Benalcazar, B. Andrei Bernevig, and Taylor L. Hughes, “Quantized electric multipole insulators,” *Science* **357**, 61–66 (2017), arXiv:1611.07987.
- [66] Frank Schindler, Ashley M. Cook, Maia G. Vergniory, Zhijun Wang, Stuart S.P. Parkin, B. Andrei Bernevig, and Titus Neupert, “Higher-order topological insulators,” *Science Advances* **4** (2018), 10.1126/sciadv.aat0346, arXiv:1708.03636.
- [67] Sayed Ali Akbar Ghorashi, Tianhe Li, and Taylor L. Hughes, “Higher-order Weyl Semimetals,” *Physical Review Letters* (2020), arXiv:2007.02956.
- [68] W. B. Rui, Song-Bo Zhang, Moritz M. Hirschmann, Andreas P. Schnyder, Björn Trauzettel, and Z. D. Wang, “Higher-order Weyl superconductors with anisotropic Weyl-point connectivity,” arXiv (2020), arXiv:2009.11419.
- [69] H. B. Nielsen and M. Ninomiya, “Absence of neutrinos on a lattice. (I). Proof by homotopy theory,” *Nuclear Physics, Section B* **185**, 20–40 (1981).
- [70] H. B. Nielsen and M. Ninomiya, “Absence of neutrinos on a lattice. (II). Intuitive topological proof,” *Nuclear Physics, Section B* **193**, 173–194 (1981).
- [71] Hai Xiao Wang, Zhi Kang Lin, Bin Jiang, Guang Yu Guo, and Jian Hua Jiang, “Higher-Order Weyl Semimetals,” *Physical Review Letters* **125**, 146401 (2020), arXiv:2007.05068.
- [72] Qiang Wei, Xuewei Zhang, Weiyin Deng, Jiuyang Lu, Xueqin Huang, Mou Yan, Gang Chen, Zhengyou Liu, and Suotang Jia, “Higher-order topological semimetal in phononic crystals,” *Nature Materials* (2020), arXiv:2007.03935.
- [73] Jiabin Yu, Rui-Xing Zhang, and Zhi-Da Song, “Dynamical Symmetry Indicators for Floquet Crystals,” (2021), arXiv:2103.06296.
- [74] Xiangang Wan, Ari M. Turner, Ashvin Vishwanath, and Sergey Y. Savrasov, “Topological semimetal and Fermi arc surface states in the electronic structure of pyrochlore iridates,” *Physical Review B - Condensed Matter and Materials Physics* **83**, 205101 (2011).
- [75] J. K. Asbóth, B. Tarasinski, and P. Delplace, “Chiral symmetry and bulk-boundary correspondence in periodically driven one-dimensional systems,” *Physical Review B - Condensed Matter and Materials Physics* **90**, 125143 (2014), arXiv:1405.1709.
- [76] T. T. Heikkilä and G. E. Volovik, “Nexus and Dirac lines in topological materials,” *New Journal of Physics* **17**, 093019 (2015), arXiv:1505.03277.
- [77] Guoqing Chang, Su Yang Xu, Shin Ming Huang, Daniel S. Sanchez, Chuang Han Hsu, Guang Bian, Zhi Ming Yu, Ilya Belopolski, Nasser Alidoust, Hao Zheng, Tay Rong Chang, Horng Tay Jeng, Shengyuan A. Yang, Titus Neupert, Hsin Lin, and M. Zahid Hasan, “Nexus fermions in topological symmorphic crystalline metals,”

[Scientific Reports](#) **7**, 1–13 (2017).

- [78] Weiyuan Tang, Xue Jiang, Kun Ding, Yi Xin Xiao, Zhao Qing Zhang, C. T. Chan, and Guancong Ma, “Exceptional nexus with a hybrid topological invariant,” [Science](#) **370**, 1077–1080 (2020).
- [79] Tetsuyuki Ochiai, “Floquet-Weyl and Floquet-topological-insulator phases in a stacked two-dimensional ring-network lattice,” [Journal of Physics Condensed Matter](#) **28**, 425501 (2016), [arXiv:1604.08368](#).

Supplementary Materials

Supplementary Materials here are comprised of five small sections. In Section I, we elaborate how to obtain the rich phase diagram plotted in Fig. 3a of the main text, starting from an explicit expression of the Floquet operator in the momentum space. Section II discusses the chirality of the Weyl nodes for HOWSs in more details, followed by parallel discussions about the nodal lines for HONSs in Section III. We then discuss the edge state spectrum and winding numbers of the sliced system in Section IV. Finally, in Section V we discuss a realistic platform of three-dimensional coupled ring resonators for future experimental confirmation of our main theoretical ideas.

PHASE BOUNDARY OF 2D SYSTEM

From Eq. (1, 2, 3) of the main text, we can write the Floquet operator as,

$$U(k_x, k_y, k_z) = d_0 \sigma_0 - i[d_x \sigma_x + d_y \sigma_y + d_z \sigma_z] \quad (\text{S1})$$

where $\sigma_{x,y,z}$ are the Pauli matrices and $\sigma_0 = \mathcal{I}_{2 \times 2}$. The coefficients of Pauli matrices are given as,

$$\begin{aligned} d_0 &= \cos^3(\gamma) \cos(\theta(k_z)) + \sin^3(\gamma) \sin(\theta(k_z)) - \cos(\gamma) \sin^2(\gamma) \cos(\theta(k_z)) [\cos(k_x) + \cos(k_y) + \cos(k_x - k_y)] \\ &\quad - \cos^2(\gamma) \sin(\gamma) \sin(\theta(k_z)) [\cos(k_x) + \cos(k_y) + \cos(k_x + k_y)], \\ d_x &= \cos^3(\gamma) \sin(\theta(k_z)) - \sin^3(\gamma) \cos(\theta(k_z)) \cos(2k_y) - \cos(\gamma) \sin^2(\gamma) \sin(\theta(k_z)) [\cos(k_y) + \cos(k_x + k_y) + \cos(k_x + 2k_y)] \\ &\quad + \cos^2(\gamma) \sin(\gamma) \cos(\theta(k_z)) [\cos(k_x) + \cos(k_y) + \cos(k_x + k_y)], \\ d_y &= \sin^3(\gamma) \cos(\theta(k_z)) \sin(2k_y) + \cos(\gamma) \sin^2(\gamma) \sin(\theta(k_z)) [\sin(k_y) + \sin(k_x + k_y) + \sin(k_x + 2k_y)] \\ &\quad - \cos^2(\gamma) \sin(\gamma) \cos(\theta(k_z)) [\sin(k_x) + \sin(k_y) + \sin(k_x + k_y)], \\ d_z &= -\cos(\gamma) \sin^2(\gamma) \cos(\theta(k_z)) [\sin(k_x) + \sin(k_y) + \sin(k_x - k_y)] \\ &\quad + \cos^2(\gamma) \sin(\gamma) \sin(\theta(k_z)) [\sin(k_y) - \sin(k_x) - \sin(k_x + k_y)], \end{aligned} \quad (\text{S2})$$

The quasienergy of the system can then be obtained from Eq. (S1) which is given as $\epsilon T = \cos^{-1}[d_0]$. In order to determine the phase diagram as a function of $\theta(k_z) = \alpha + \beta \cos(k_z a)$ and γ , we first expand the Floquet operator around Γ point $(k_{x_0} a, k_{y_0} a) = (0, 0)$ such that $(k_x a, k_y a) = (k_{x_0} a + \delta_x, k_{y_0} a + \delta_y)$. We consider first order approximation in δ_x and δ_y and the resulting Floquet operator is given as,

$$\begin{aligned} U(\delta_x, \delta_y, \theta(k_z)) &= \cos[3\gamma + \theta(k_z)] \sigma_0 - i[\sin(3\gamma + \theta(k_z)) \sigma_x - \delta_x \sin(2\gamma) \sin(\gamma + \theta(k_z)) \sigma_z \\ &\quad - 2 \sin(\gamma) [\delta_x \cos(\gamma) \cos(\gamma + \theta(k_z)) + \delta_y \cos(2\gamma + \theta(k_z))] \sigma_y] \end{aligned} \quad (\text{S3})$$

The quasienergy $\epsilon T = \cos^{-1}[d_0] = 3\gamma + \theta(k_z)$ leads to the band crossing at zero quasienergy (red dotted line in Fig. 3(a) of main text) given as $3\gamma + \theta(k_z) \text{ [modulo } 2\pi] = 0$. Moreover, the condition of band closing at π quasienergy (green dotted lines in Fig. 3(a) of main text) is given as $3\gamma + \theta(k_z) \text{ [modulo } 2\pi] = \pm\pi$. Similarly, the red solid in Fig. 3(a) of main text is given by the condition $\epsilon T = \cos^{-1}[d_0] = \gamma - \theta(k_z) \text{ [modulo } 2\pi] = 0$ and can be obtained by expanding the Floquet operator around $(k_{x_0} a) = \pi$ or $(k_{y_0} a) = \pi$ which are the nodal lines.

CHIRALITY OF WEYL NODES

From Eq. (S3), we can recognize that $k_z^c = \pm \cos^{-1}[\frac{m\pi - 3\gamma - \alpha}{\beta}]$, and then the effective Weyl Hamiltonian ($H_{\text{eff}} = -i \log[U]$) around $(0, 0, \pm k_z^c)$ is given by,

$$H_{\text{eff}} = m\pi \sigma_0 \mp \sqrt{\beta^2 - (m\pi - 3\gamma - \alpha)^2} \delta_z \sigma_x - [\delta_x \sin(2\gamma) \cos(2\gamma) + \delta_y \sin(2\gamma)] \sigma_y + \delta_x \sin^2(2\gamma) \sigma_z, \quad (\text{S4})$$

where m is a non-negative integer. Weyl nodes appear at zero $[\pi/T]$ quasienergy for even [odd] values of m . The chirality of the Weyl nodes is then given as $\chi = \pm \text{sign}[\sin^3(2\gamma)]$ [1] for $k_z^c = \pm \cos^{-1}[\frac{m\pi - 3\gamma - \alpha}{\beta}]$ respectively. We can obtain Eq. (6) of the main text which is also given as $q = \text{sign}[\frac{\partial H_{\text{eff}}}{\partial \delta_z}] = \mp 1$ from the effective Hamiltonian description and rightfully capture the charge of the Weyl nodes at $\pm k_z^c$. Moreover, it can be observed from Eq. (S4) that the pseudo-spin components will be zero at $(k_x a, k_y a, k_z a) = (0, 0, \pm k_z^c)$. We also notice that the σ_x term is zero when $\delta_z = 0$ in Eq. (S4), which can be observed in Fig. 3(c) of the main text.

NODAL LINES

From Fig. 3(a) of the main text and the discussion presented above, we have the condition of nodal lines given as $\gamma - \theta(k_z)[\text{modulo}, 2\pi] = 0$ for $k_x a = \pi$ or $k_y a = \pi$. From this condition, we obtained that two nodal lines appear in the system for $k_x a = \pi$ or $k_y a = \pi$ at $k_z^c = \pm \cos^{-1}[\frac{\gamma - m\pi - \alpha}{\beta}]$. In order to observe the quasienergy dispersion and the Berry phase based winding number around the nodal line, we expand the Floquet operator around $(k_x a, k_y a, k_z a) = (\pi + \delta_x, 0 + \delta_y, \pm k_z^c + \delta_z)$ and the effective Hamiltonian of the nodal line at $k_y = 0$ is given as,

$$H_{\text{eff}} = m\pi\sigma_0 \mp \sqrt{\beta^2 - (\gamma - m\pi - \alpha)^2} \delta_z \sigma_x + \delta_x \sin(2\gamma) \cos(2\gamma) \sigma_y + \delta_x \sin^2(2\gamma) \sigma_z \quad (\text{S5})$$

where m is a non-negative integer. Moreover, it can be observed that the effective Hamiltonian is independent of δ_y and linearly dependent on δ_x and δ_z around the nodal line. The winding number of ground state around the nodal line is then given from effective Hamiltonian as $W = \text{sign}[\frac{\partial H_{\text{eff}}}{\partial \delta_z}]$. This will generate $W = \mp 1$ at $\pm k_z^c$ for $\gamma = \alpha = 2\pi/3$, $\beta = \pi/2$.

WINDING NUMBERS AND TOPOLOGICAL EDGE STATES

In this section, we use an example to show how the winding numbers determine the topological edge states and different topological phases. With fixed k_z , our system is reduced to a 2D system as shown in Fig. S1(a), described by θ and γ . We study the spectrum of semi-infinite structure with different boundary conditions shown in Fig. S1(b, c). We first consider parameters $\theta = \gamma = 0.6\pi$. In this case, the π gap winding number is 1. The spectrum of semi-finite structure with periodic boundary condition along $(e_x, -e_y)$ and open boundary condition along (e_x, e_y) is shown in Fig. S1(d). We notice that the spectrum contains chiral edge states. In particular, two π modes are located at $k_x - k_y = 0$ where the winding number is defined. The winding number used to describe those topological states is that the system has chiral symmetry at $k_x - k_y = 0$ [2]. To check whether they are indeed chiral edge states, we consider another boundary condition which is periodic along $(e_x, 0)$ and finite along $(0, e_y)$. The spectrum is shown in Fig. S1(e). There it is seen that chiral edge states still exist. We then consider another parameter $\theta = \gamma = 0.8\pi$. In this case, the π gap winding number is 2. The spectrum of different boundary conditions are shown in Fig. S1(f, g). For the first chosen boundary condition, the spectrum contains topological edge states as shown in Fig. S1(f). Note that the obtained topological edge states are counter-propagating and degenerate. At $k_x - k_y = 0$, there are four π modes, consistent with the fact that the winding number we use to characterize the system is equal to 2. Interestingly, now if we consider another different boundary condition, we find that the edge states are gapped as shown in Fig. S1(g). These properties hint that the emergence of higher-order topological edge states (corner states in our case).

MORE REALISTIC MODEL ON AN EXPERIMENTAL PLATFORM

In this last section, we discuss a more realistic model that is directly relevant to experiments. Indeed, 3D Floquet topological phases might sound difficult to realize, especially in cases with low-frequency driving. In the main text, the model proposed is based on coupled-layer construction. Each layer has been proven to be equivalent to coupled ring resonators [2, 3]. Indeed, such two-dimensional coupled ring resonators have been used to experimentally measure topological invariant of anomalous Floquet topological insulators [4]. Extending this already available experimental platform along a third direction, we show in Fig. S2(a) an example of three dimensional coupled ring resonators. This kind of configuration was previously utilized to study some Floquet Weyl semimetal phases [5, 6]. Here we show that such a realistic platform can be used to realize higher-order Weyl semimetal as we proposed. Fig. S2(b) show spectrum of a finite structure with parameters $\alpha = 3\pi/4$, $\gamma = 3\pi/4$ and $\beta = \pi/2$. The method to obtain the spectrum can be found in Ref. [5], with the difference being that here we only dimerize the system.

Let us now focus on the π/T quasienergy gap. It is noted that at $k_z = \pi/a$, the π/T gap supports chiral edge state while at $k_z = 0$, the π/T gap supports topological corner states. At $k_z \approx \pi/(2a)$, the system features Weyl points. However, as a slight difference from the HOWS studied in the main text, here the hinge states are dispersive. That is, these hinge states can propagate along the z direction. The reason is the following: the model system here based on a three-dimensional lattice of ring coupled resonators only has particle-hole symmetry and inversion symmetry, but not the two-fold rotation symmetry about z axis, as shown in Fig. S2(a). At fixed k_z , these symmetry properties combined still guarantee that the quasienergies of the topological corner modes are still located at 0 or π/T .

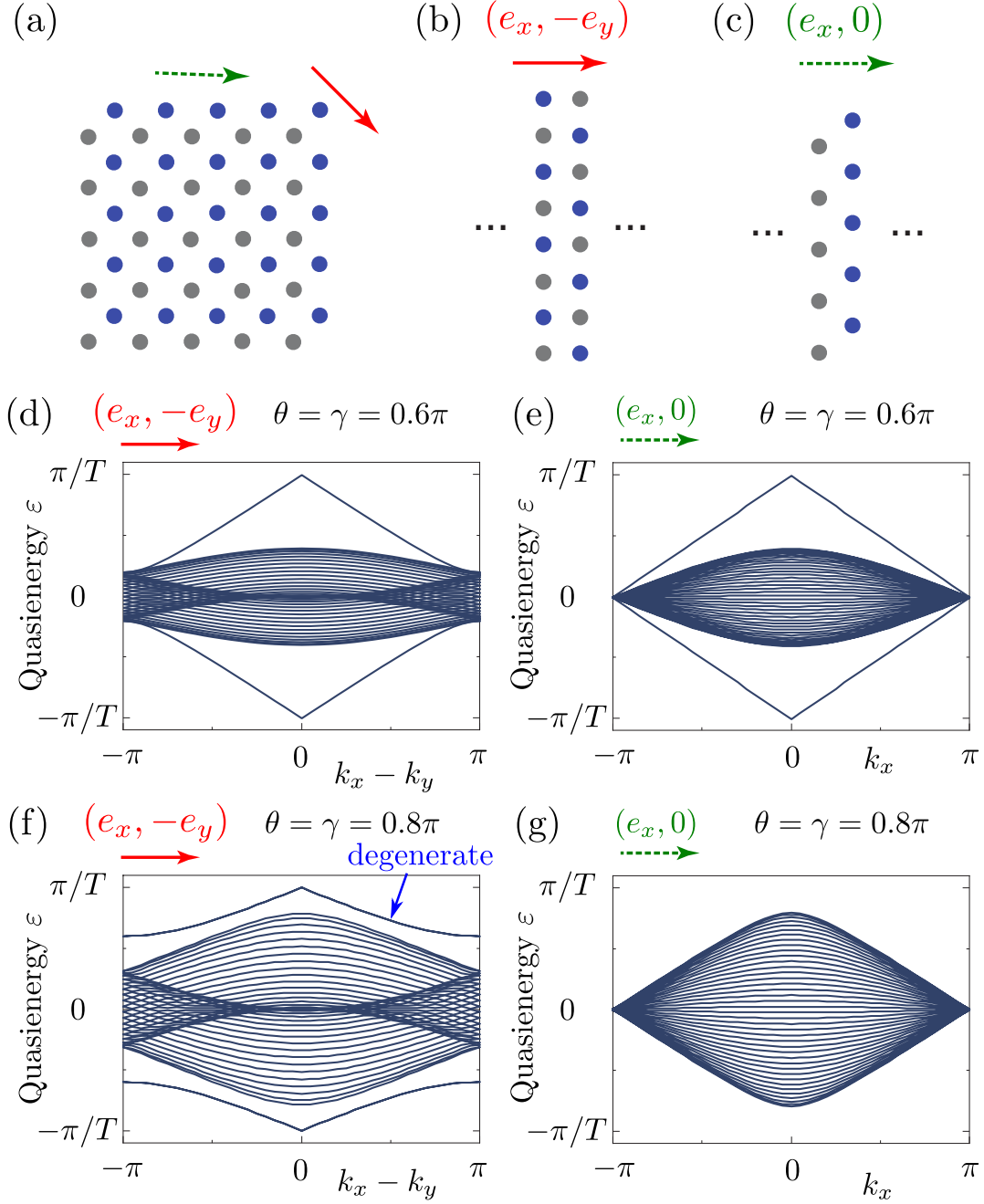


FIG. S1. Topological edge states of a reduced 2D system. (a) A finite structure of reduced 2D slices. (b) Semi-infinite structure with periodic boundary condition along $(e_x, -e_y)$ and open boundary condition along (e_x, e_y) . (c) Semi-infinite structure with periodic boundary condition along $(e_x, 0)$ and open boundary condition along $(0, e_y)$. (d, e) Spectrum of semi-infinite structure with parameters $\theta = \gamma = 0.6\pi$. (f, g) Spectrum of semi-infinite structure with parameters $\theta = \gamma = 0.8\pi$. (d, f) have boundary condition as (b) and (e, g) have boundary condition as (c).

* These authors contribute equally.

† phygj@nus.edu.sg

[1] P. Hosur and X. Qi, *Comptes Rendus Physique* **14**, 857 (2013).

[2] W. Zhu, Y. D. Chong, and J. Gong, *Physical Review B* **103**, L041402 (2021), [arXiv:2010.03879](https://arxiv.org/abs/2010.03879).

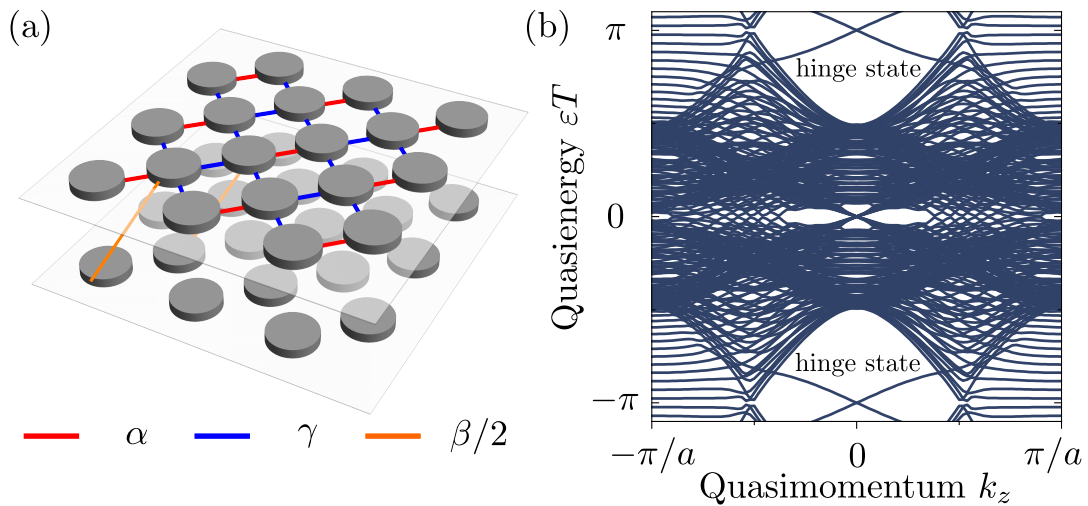


FIG. S2. Three dimensional coupled ring resonators and the spectrum obtained for a finite structure. (a) Schematic of coupled ring resonators. Red (Blue) line is the intra (inter) unit cell couplings. Orange line is the inter layer couplings. For simplicity, we only show the inter layer coupling in one unit cell. (b) Spectrum of a finite structure with periodic boundary condition along z and fixed boundary condition along x and y . The system contains 10 unit cells along x and y . The parameters we choose are $\alpha = 3\pi/4$, $\gamma = 3\pi/4$ and $\beta = \pi/2$.

- [3] G. Q. Liang and Y. D. Chong, *Physical Review Letters* **110**, 203904 (2013), arXiv:1212.5034.
- [4] W. Hu, J. C. Pillay, K. Wu, M. Pasek, P. P. Shum, and Y. D. Chong, *Physical Review X* **5**, 011012 (2015), arXiv:1408.1808.
- [5] H. Wang, L. Zhou, and Y. D. Chong, *Physical Review B* **93**, 144114 (2016), arXiv:1512.00111.
- [6] T. Ochiai, *Journal of Physics Condensed Matter* **28**, 425501 (2016), arXiv:1604.08368.