

Wiedemann-Franz law for massless Dirac fermions with implications for graphene

Adam Rycerz

Institute for Theoretical Physics, Jagiellonian University, Łojasiewicza 11, PL-30348 Kraków, Poland

(Dated: April 16, 2021)

In the 2016 experiment by Crossno *et al.* [Science **351**, 1058 (2016)], electronic contribution to the thermal conductivity of graphene was found to violate the well-known Wiedemann-Franz (WF) law for metals. At liquid nitrogen temperatures, the thermal to electrical conductivity ratio of charge-neutral samples was more than 10 times higher than predicted by the WF law, what was attributed to interactions between particles leading to collective behavior described by hydrodynamics. Here we show, by adapting the handbook derivation of the WF law to the case of massless Dirac fermions, that significantly enhanced thermal conductivity should appear also in few- or even sub-kelvin temperatures, where the role of interactions can be neglected. The comparison with numerical results obtained within the Landauer-Büttiker formalism for rectangular and disk-shaped (Corbino) devices in ballistic graphene is also provided.

I. INTRODUCTION

Soon after the advent of graphene it became clear that this two-dimensional form of carbon shows exceptional thermal conductivity, reaching the room temperature value of ~ 5000 W/m/K [1], being over 10 times higher than that of copper or silver [2]. Although the dominant contribution to the thermal conductivity originates from lattice vibrations (phonons), particularly these corresponding to out-of-plane deformations [3, 4] allowing graphene to outperform more rigid carbon nanotubes, the electronic contribution to the thermal conductivity (κ_{el}) was also found to be surprisingly high [5] in relation to the electrical conductivity (σ) close to the charge-neutrality point [6]. One can show theoretically that the electronic contribution dominates the thermal transport at sub-kelvin temperatures [7], but direct comparison with the experiment is currently missing. Starting from a few kelvins, up to the temperatures of about $T \lesssim 80$ K, it is possible to control the temperatures of electrons and lattice independently [5], since the electron-phonon coupling is weak, and to obtain the value of κ_{el} directly. Some progress towards extending the technique onto sub-kelvin temperatures has been recently reported [8].

The Wiedemann-Franz (WF) law states that the ratio of κ_{el} to σ is proportional to the absolute temperature [9]

$$\frac{\kappa_{\text{el}}}{\sigma} = \mathcal{L}T, \quad (1)$$

where the proportionality coefficient \mathcal{L} is the Lorentz number. For ideal Fermi gas, we have

$$\mathcal{L} = \mathcal{L}_0 \equiv \frac{\pi^2}{3} \left(\frac{k_B}{e} \right)^2 \simeq 2.443 \times 10^{-8} \text{ W} \cdot \Omega \cdot \text{K}^{-2}. \quad (2)$$

For metals, Eq. (1) with $\mathcal{L} \approx \mathcal{L}_0$ (2) holds true as long as the energy of thermal excitations $k_B T \ll \varepsilon_F$, with ε_F being the Fermi energy. What is more, in typical metals close to the room temperature $\kappa_{\text{el}} \gg \kappa_{\text{ph}}$, with κ_{ph} being the phononic contribution to the thermal conductivity, and even when approximating the Lorentz number as $\mathcal{L} \approx (\kappa_{\text{el}} + \kappa_{\text{ph}})/\sigma T$ one restores the value of \mathcal{L}_0 (2) with a few-percent accuracy.

In graphene, the situation is far more complex, partly because $\kappa_{\text{el}} \ll \kappa_{\text{ph}}$ (starting from few Kelvins) but mainly be-

cause unusual properties of Dirac fermions in this system. Experimental results of Ref. [5] show that the direct determination of κ_{el} leads to $\mathcal{L}/\mathcal{L}_0 = 10 - 20$ for $T = 50 - 75$ K near the charge-neutrality point. Away from the charge-neutrality point, the value of $\mathcal{L} \approx \mathcal{L}_0$ is gradually restored [10]. Also, the Lorentz number is temperature-dependent, at a fixed carrier density, indicating the violation of the WF law.

High values of the Lorentz number ($\mathcal{L}/\mathcal{L}_0 > 10$) were observed much earlier for semiconductors [11], where the upper limit is determined by the energy gap (Δ) to temperature ratio, $\mathcal{L}_{\text{max}} \approx (\Delta/2eT)^2$, but for zero-gap systems strong deviations from the WF law are rather unexpected. Notable exceptions are quasi one-dimensional Luttinger liquids, for which $\mathcal{L}/\mathcal{L}_0 > 10^4$ was observed [12], and heavy-fermion metals showing $\mathcal{L} < \mathcal{L}_0$ [13].

The peak in the Lorentz number appearing at the charge neutrality point for relatively high temperatures (close to the nitrogen boiling point) can be understood within a hydrodynamic transport theory for graphene [14, 15]. However, it is worth to stress that for clean samples and much lower temperatures, where the ballistic transport prevails, one may still expect similar peaks with the maxima reaching $\mathcal{L}_{\text{max}}/\mathcal{L}_0 \approx 2 - 3$ and the temperature-dependent widths.

In this paper we show how to adapt the handbook derivation of the WF law [9] in order to describe the violation of this law due to peculiar dispersion relation and a bipolar nature of graphene. The quantitative comparison with the Landauer-Büttiker results is also presented, both for toy models of the transmission-energy dependence, for which closed-form formulas for \mathcal{L} are derived, and for the exact transmission probabilities following from the mode-matching analysis for the rectangular [16–18] and for the disk-shaped [19, 20] samples.

The remaining part of the paper is organised as follows. In Sec. II we recall the key points of the WF law derivation for ideal Fermi gas, showing how to adapt them for massless fermions in graphene. In Sec. III, the Landauer-Büttiker formalism is introduced, and the analytical results for simplified models for transmission-energy dependence are presented. The Lorentz numbers for mesoscopic graphene systems, the rectangle and the Corbino disk, are calculated in Sec. IV. The conclusions are given in Sec. V.

II. WIEDEMANN-FRANZ LAW FOR IDEAL FERMI AND DIRAC GASES

A. Preliminaries

The derivation of the WF law for metals [9] starts from the relation between thermal conductivity of a gas with its heat capacity per unit volume (C) derived within kinetic theory of gases [21], which can be written as

$$\kappa = \frac{1}{d} C v \ell, \quad (3)$$

where $d = 1, 2, 3$ is the system dimensionality, v is a typical particle velocity, and ℓ is the mean-free path (travelled between collisions with boundaries or other particles). For the key points necessary to obtain Eq. (3), see Fig. 1. It is worth to notice that the definition of C in Eq. (3), used instead of a familiar specific heat (per unit mass), allows to generalize the reasoning onto the massless particles easily.

Next, the electrical conductivity in Eq. (1) is expressed via the Drude formula

$$\sigma = \frac{ne^2\ell}{m_*v}, \quad (4)$$

where $n = N/V$ is the carrier density (to be redefined later for a bipolar system containing electrons and holes), and m_* is the carrier effective mass. We skip here the detailed derivation of Eq. (4), which can be found in Ref. [9]; we only mention that it follows from Ohm's law in the form $\mathbf{j} = \sigma\mathbf{E}$, with \mathbf{j} the current density and \mathbf{E} the electric field, supposing that carriers of the $\pm e$ charge and the m_* mass accelerate freely during the time $\tau = \ell/v$ [with the symbols ℓ and v same as in Eq. (3)]. This time, a generalization for massless particles is more cumbersome; we revisit this issue in Sec. II C.

The system volume, referred in definitions of C and n , can be denoted as $V = L^d$, with L being linear dimension of a box of gas. In the SI units, the dimension of C is $\text{J}/(\text{m}^d \cdot \text{K})$, and the unit of thermal conductivity is

$$[\kappa] = \frac{\text{W}}{\text{m}^{d-2} \cdot \text{K}}. \quad (5)$$

Similarly, the unit of electrical conductivity is

$$[\sigma] = \frac{1}{\text{m}^{d-2} \cdot \Omega}. \quad (6)$$

In turn, the unit of length (m) vanishes in the κ/σ ratio occurring in Eq. (1) and the WF law remains valid for arbitrary d (provided that the suppositions given explicitly in Sec. II B are satisfied.) Unfortunately, in the literature on graphene σ is commonly specified in Ω^{-1} ($\equiv S$), as follows from Eq. (6) for $d = 2$, but the values of κ are reported in $\text{W}/\text{m}/\text{K}$, as for $d = 3$ [2]. Such an inconsistency can be attributed to the fact that for the thermal conductivity of multilayer graphenes linear scaling with the number of layers remains a reasonable approximation [22], yet the behavior of electrical conductivity is far more complex [23, 24] even for bilayers [25].

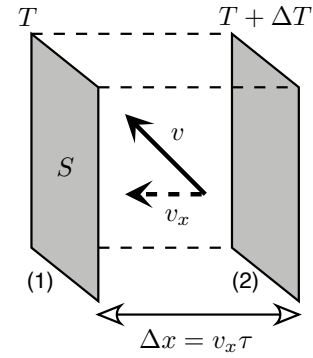


Figure 1: Relation between the thermal conductivity (κ), heat capacity per unit volume (C), average particle velocity (v), and the mean-free path (ℓ). The non-equilibrium heat flow occurs between the interfaces (1) and (2), with local temperatures T and $T + \Delta T$, separated by a distance $\Delta x = v_x \tau$ (with v_x the mean velocity in x direction and τ the relaxation time) and can be quantified by $\Delta Q = CS\Delta x\Delta T$. The corresponding thermal conductivity is $\kappa = \Delta Q (S\tau\Delta T/\Delta x)^{-1} = Cv_x^2\tau$. Substituting $v_x^2 = v^2/d$, and $\ell = v\tau$, we obtain Eq. (3) in the main text.

B. The Fermi gas in metals

The calculation of C in Eq. (3) employs the free Fermi gas approximation for electrons in a metal. In this approximation, one assumes that leading contributions to thermodynamic properties originate from a thin layer around the Fermi surface. For instance, a contribution to the internal energy can be written as

$$\begin{aligned} \Delta U_{\text{el}} &= \int_{\varepsilon_F - \Lambda}^{\varepsilon_F + \Lambda} d\varepsilon D(\varepsilon) f(\varepsilon) \varepsilon \\ &\approx \text{const.} + 2D(\varepsilon_F) (k_B T)^2 \int_0^\infty dx \frac{x}{e^x + 1}, \end{aligned} \quad (7)$$

where ε_F is the Fermi energy, 2Λ is the relevant energy interval considered ($\varepsilon_F \gg \Lambda \gg k_B T$), $D(\varepsilon)$ is the density of states per unit volume (i.e., the number of energy levels lying in the interval of $\varepsilon, \dots, \varepsilon + d\varepsilon$ is $VD(\varepsilon)d\varepsilon$), and $f(\varepsilon)$ is the Fermi-Dirac distribution function

$$f(\varepsilon) = \frac{1}{e^{(\varepsilon - \mu)/k_B T} + 1}. \quad (8)$$

In a general case, the chemical potential in Eq. (8) is adjusted such that the particle density

$$n(\mu) = \int_0^\infty d\varepsilon D(\varepsilon) f(\varepsilon) \quad (9)$$

take a desired value $n(\mu) \equiv n$, defining the temperature-dependent chemical potential $\mu = \mu(T)$. Here, the constant-density of states approximation, $D(\varepsilon) \approx D(\varepsilon_F)$ for $\varepsilon_F - \Lambda \leq \varepsilon \leq \varepsilon_F + \Lambda$ imposed in the rightmost expression in Eq. (7), is equivalent to $\mu \approx \varepsilon_F$ [26].

Definite integral in Eq. (7) is equal to

$$\int_0^\infty dx \frac{x}{e^x + 1} = \frac{1}{2} \zeta(2) = \frac{\pi^2}{12}, \quad (10)$$

where the Riemann zeta function

$$\zeta(z) = \sum_{p=1}^{\infty} \frac{1}{p^{-z}}, \quad \text{Re } z > 1, \quad (11)$$

is introduced to be used in forthcoming expressions.

Differentiating ΔU_{el} (7) over temperature, one gets approximating expression for the electronic heat capacity

$$C_{\text{el}} \approx \frac{\pi^2}{3} D(\varepsilon_F) k_B^2 T. \quad (12)$$

In fact, the factor of $\pi^2/3$ in Eq. (12) is the same as appearing in the Lorentz number \mathcal{L}_0 (2), what is shown in a few remaining steps below.

For an isotropic system with parabolic dispersion relation

$$\varepsilon_{\mathbf{k}} = \frac{\hbar^2 k^2}{2m_*}, \quad (13)$$

bounded in a box of the volume $V = L^d$ with periodic boundary conditions, the wavevector components $\mathbf{k} = (k_i)$ take discrete values of $k_i = 0, \pm \frac{2\pi}{L}, \pm \frac{4\pi}{L}, \dots$ (with $i = x, y, z$ for $d = 3$). Calculation of the density of states in $d = 1, 2, 3$ dimensions is presented in numerous handbooks [27]; here, we use a compact form referring to the particle density on the Fermi level

$$D(\varepsilon_F) = \frac{d}{2} \frac{n(\varepsilon_F)}{\varepsilon_F}, \quad (14)$$

where $n(\varepsilon_F) = \int_0^{\varepsilon_F} D(\varepsilon) d\varepsilon$ representing the $T \rightarrow 0$ limit of Eq. (9). Substituting $D(\varepsilon_F)$, given by Eq. (14), into Eq. (12) we obtain

$$C_{\text{el}} \approx \frac{\pi^2 d}{6} \frac{n k_B^2 T}{\varepsilon_F}. \quad (15)$$

Now, taking $\varepsilon_F = \frac{1}{2} m_* v_F^2$ with the Fermi velocity

$$v_F = \frac{1}{\hbar} \left. \frac{\partial \varepsilon_{\mathbf{k}}}{\partial k} \right|_{k=k_F} = \frac{\hbar k_F}{m_*}, \quad (16)$$

and the Fermi wavevector $k_F = \sqrt{2m_*\varepsilon_F/\hbar^2}$, we further set $v = v_F$ in Eq. (3), obtaining

$$\kappa_{\text{el}} \approx \frac{\pi^2}{3} \frac{n k_B^2 T}{m_* v_F}. \quad (17)$$

It is now sufficient to divide Eqs. (17) and (4) side-by-side to derive the WF law as given by Eqs. (1) and (2).

As mentioned earlier, the result for free Fermi gas is same for arbitrary dimensionality d . More careful analysis also shows that the parabolic dispersion of Eq. (13) is not crucial, provided that the Fermi surface is well-defined, with an (approximately) constant $D(\varepsilon) > 0$ in the vicinity of $|\varepsilon - \varepsilon_F| \lesssim k_B T$, and that the effective mass $0 < m_* < +\infty$. In the framework of Landau's Fermi-liquid (FL) theory, the reasoning can be extended onto effective quasiparticles, and the validity of the WF law is often considered as a hallmark of the FL behavior [28, 29].

The suppositions listed above are clearly not satisfied in graphene close to the charge-neutrality point.

C. The Dirac gas in graphene

The relation between thermal conductivity and heat capacity given by Eq. (3) holds true for both massive and massless particles. A separate issue concerns the Drude formula (4), directly referring to the effective mass, an adaptation of which for massless Dirac fermions requires some attention.

The Landauer-Büttiker conductivity of ballistic graphene, first calculated analytically employing a basic mode-matching technique [16–18] and then confirmed in several experiments [30, 31], is given solely by fundamental constants

$$\sigma_0 = \frac{4e^2}{\pi h}. \quad (18)$$

Remarkably, for charge-neutral graphene both the carrier concentration and the effective mass vanish; a finite (and nonzero) value of σ_0 (18) may therefore be in accord with the Drude formula, at least in principle.

In order to understand the above conjecture, we refer to the approximate dispersion relation for charge carriers in graphene, showing up so-called Dirac cones,

$$E = \pm \hbar v_F k. \quad (19)$$

The value of the Fermi velocity $v_F \approx 10^6$ m/s is now energy-independent, being determined by the nearest-neighbor hopping integral on a honeycomb lattice ($t_0 = 2.7$ eV) and the lattice constant ($a = 0.246$ nm) via

$$\hbar v_F = \frac{\sqrt{3}}{2} t_0 a. \quad (20)$$

Charge carriers in graphene are characterized by an additional (next to spin) quantum number, the so-called valley index. This leads to an additional twofold degeneracy of energy levels, which needs to be taken into account when calculating the density of states,

$$D(\varepsilon) = \frac{2|\varepsilon|}{\pi(\hbar v_F)^2}. \quad (21)$$

Subsequently, the carrier concentration at $T = 0$ is related to the Fermi energy (and the Fermi wavevector) via

$$n = \int_0^{\varepsilon} D(\varepsilon') d\varepsilon' = \frac{\varepsilon^2}{\pi(\hbar v_F)^2} = \frac{k^2}{\pi}. \quad (22)$$

In the above we intentionally omitted the F index for symbols denoting the Fermi energy and the Fermi wavevector to emphasize that they can be tuned (together with the concentration) by electrostatic gates, while the Fermi velocity v_F (20) is a material constant [32].

Despite the unusual dispersion relation, given by Eq. (19), the relevant effective mass describing the carrier dynamics in graphene is the familiar cyclotron mass

$$m_C = \frac{\hbar^2}{2\pi} \frac{\partial \mathcal{A}(\varepsilon)}{\partial \varepsilon} = \frac{\hbar k}{v_F}, \quad (23)$$

where $\mathcal{A}(\varepsilon)$ denotes the area in momentum space (k_x, k_y) bounded by the equienergy surface for a given Fermi energy

(ε). It is easy to see that for two-dimensional system, with fourfold degeneracy of states, we have $\partial A(\varepsilon)/\partial \varepsilon = \pi^2 D(\varepsilon)$; substituting $D(\varepsilon)$ given by Eq. (21) leads to the rightmost equality in Eq. (23). Remarkably, the final result is formally identical with the rightmost equality in Eq. (16) for free Fermi gas (albeit now the effective mass, but not the Fermi velocity, depends on the Fermi energy).

Assuming the above carrier density n (22), and the effective mass m_* (23), and comparing the universal conductivity σ_0 (18) with the Drude formula (4), we immediately arrive to the conclusion that mean-free path for charge carriers in graphene is also energy-dependent, taking the asymptotic form

$$\ell_{\text{eff}}(\varepsilon) \simeq \frac{2}{\pi k} = \frac{2\hbar v_F}{\pi \varepsilon}, \quad \text{for } \varepsilon \rightarrow 0. \quad (24)$$

Strictly speaking, in the $\varepsilon \rightarrow 0$ limit is have $n \rightarrow 0$, i.e., no free charge carriers, and the transport is governed by evanescent waves [6]. The universal value of σ_0 (18) indicates a peculiar version of the tunneling effect appearing in graphene, in which the wavefunction shows a power-law rather than exponential decay with the distance [19], resulting in the enhanced charge (or energy) transport characteristics. Therefore, the mean-free path should be regarded as an effective quantity, allowing one to reproduce the measurable characteristics in the $\varepsilon \rightarrow 0$ limit. Away from the charge-neutrality point, i.e., for $|\varepsilon| \gg \pi\hbar v_F/L$ (with the geometric energy quantization $\sim \pi\hbar v_F/L$), graphene behaves as a typical ballistic conductor, with $\ell_{\text{eff}} \sim L$. We revisit this issue in Sec. IV, where the analysis starts from actual $\sigma(\varepsilon)$ functions for selected mesoscopic systems, but now the approximation given by Eq. (24) is considered as a first.

We further notice that the form of $\ell_{\text{eff}}(\varepsilon)$ in Eq. (24) is formally equivalent to the assumption of linear relaxation time on energy dependence in the Boltzmann equation, proposed by Yoshino and Murata [33].

In the remaining part of this section, we derive explicit forms of the thermal conductivity κ and the Lorentz number \mathcal{L} , pointing out the key differences appearing in comparison to the free Fermi gas case (see Sec. II B).

The calculations are particularly simple for charge-neutral graphene ($n = \varepsilon = 0$), which is presented first. Although we still can put $v = v_F$ in Eq. (3), since the Fermi velocity is energy-independent, the constant-density of states approximation applied in Eq. (7) is now invalid. (Also, for $T > 0$ we cannot put $\varepsilon_F \gg k_B T$ now.) In turn, the expression for heat capacity C needs to be re-derived.

For charge-neutral graphene at $T > 0$, contributions from thermally excited electron and holes are identical, it is therefore sufficient to calculate the former

$$\begin{aligned} U_e(T) &= \int_0^\infty d\varepsilon D(\varepsilon) f(\varepsilon) \varepsilon \\ &= \frac{2(k_B T)^3}{\pi(\hbar v_F)^2} \int_0^\infty dx \frac{x^2}{e^x + 1}. \end{aligned} \quad (25)$$

Again, the integral in the rightmost expression in Eq. (25) can be expressed via the Riemann zeta function, and is equal to

$$\int_0^\infty dx \frac{x^2}{e^x + 1} = \frac{3}{2} \zeta(3) \approx 1.8031. \quad (26)$$

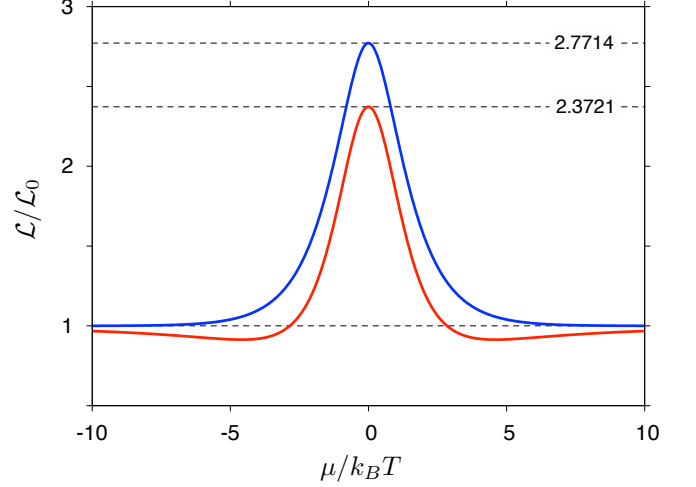


Figure 2: The Lorentz number $\mathcal{L} = \kappa_{\text{el}}/(\sigma T)$ for massless Dirac fermions as a function of the chemical potential. Solid lines represent the approximations given by Eq. (36) [blue line] and Eq. (39) [red line]. Dashed lines (top to bottom) depict the two corresponding $\mu = 0$ values, and the value of $\mathcal{L}_0 = (\pi^2/3) k_B^2/e^2$ representing the Wiedemann-Franz law restored in the $|\mu| \gg k_B T$ limit.

Differentiating Eq. (25) with respect to T , and multiplying by a factor of 2 due to the contribution from holes in the valence band, we obtain the heat capacity

$$C = \frac{18 \zeta(3)}{\pi} \frac{k_B^3 T^2}{(\hbar v_F)^2}. \quad (27)$$

It remains now to calculate the effective mean-free path ℓ to be substituted to Eq. (3). We use here the asymptotic form of $\ell_{\text{eff}}(\varepsilon)$ (24), replacing the ε^{-1} factor by its average over the grand canonical ensemble, namely

$$\langle \varepsilon^{-1} \rangle_{T>0} = \frac{\int_0^\infty d\varepsilon D(\varepsilon) f(\varepsilon) \varepsilon^{-1}}{\int_0^\infty d\varepsilon D(\varepsilon) f(\varepsilon)} = \frac{12 \ln 2}{\pi^2 k_B T}. \quad (28)$$

Substituting the above, together with the heat capacity C (27) into Eq. (3), we get

$$\kappa = \frac{432 \ln 2 \zeta(3)}{\pi^3 \hbar} k_B^2 T, \quad (29)$$

and

$$\frac{\kappa}{\sigma_0 T} = \frac{108 \ln 2 \zeta(3)}{\pi^2} \left(\frac{k_B}{e} \right)^2 \approx 2.7714 \times \mathcal{L}_0, \quad (30)$$

with \mathcal{L}_0 being the Fermi-gas result given by Eq. (2).

A simple reasoning, presented above, indicates that the κ/σ ratio is significantly enhanced in charge-neutral graphene, comparing to the free Fermi gas. However, the WF law is still satisfied, since the Lorentz number given by Eq. (30) is temperature-independent. The situation becomes remarkably different for graphene away from the charge-neutrality point, which is studied next.

Without loss of generality, we suppose $\mu > 0$ (the particle hole-symmetry guarantees that measurable quantities are invariant upon $\mu \rightarrow -\mu$). The internal energy $U(T)$ now consists of contributions from majority carries (electrons), with $\varepsilon > \mu$, and minority carriers (holes), with $\varepsilon < \mu$,

$$\begin{aligned} U(T) &= U_e + U_h \\ &= \int_{\mu}^{\infty} d\varepsilon D(\varepsilon) \frac{\varepsilon - \mu}{\exp[(\varepsilon - \mu)/k_B T] + 1} \\ &\quad + \int_{-\infty}^{\mu} d\varepsilon D(\varepsilon) \frac{\mu - \varepsilon}{\exp[(\mu - \varepsilon)/k_B T] + 1}, \end{aligned} \quad (31)$$

where $D(\varepsilon)$ is given by Eq. (21). The heat capacity can be written as

$$\begin{aligned} C &= \frac{\partial U}{\partial T} = \frac{1}{4k_B T^2} \int_{-\infty}^{\infty} d\varepsilon D(\varepsilon) \frac{(\varepsilon - \mu)^2}{\cosh^2[(\varepsilon - \mu)/k_B T]} \\ &= \frac{2k_B^3 T^2}{\pi(\hbar v_F)^2} F(y), \end{aligned} \quad (32)$$

where we have defined

$$\begin{aligned} F(y) &= \int_y^{\infty} \frac{dx x^3}{\cosh x + 1} + y \int_0^y \frac{dx x^2}{\cosh x + 1} \\ &= \frac{\pi^2}{3} y - y^3 + y^2 \ln(2 \cosh y + 2) \\ &\quad - 8 \text{Li}_2(-e^{-y}) - 12 \text{Li}_3(-e^{-y}), \end{aligned} \quad (33)$$

with $y = \mu/k_B T > 0$ and $\text{Li}_s(z)$ being the polylogarithm function [34].

Similarly, the mean-free path can be calculated as

$$\begin{aligned} \langle \ell_{\text{eff}} \rangle &= \frac{2\hbar v_F}{\pi} \langle |\varepsilon|^{-1} \rangle_{\mu > 0, T > 0} \\ &= \frac{2\hbar v_F}{\pi k_B T} G(y), \end{aligned} \quad (34)$$

where

$$\begin{aligned} G(y) &= \ln 2 \times \left(\int_y^{\infty} dx \frac{x}{e^x + 1} + y \int_0^y \frac{dx}{e^x + 1} \right)^{-1} \\ &= \ln 2 \times \left[y^2 + y \ln(e^{-y} + 1) - \text{Li}_2(-e^{-y}) \right. \\ &\quad \left. - y \ln(e^y + 1) + y \ln 2 \right]^{-1}, \end{aligned} \quad (35)$$

and $y = \mu/k_B T$ again.

Hence, the Lorentz number for $\mu > 0$ is given by

$$\mathcal{L} = \frac{\kappa}{\sigma_0 T} = F(y) G(y) \left(\frac{k_B}{e} \right)^2, \quad (36)$$

with $F(y)$ and $G(y)$ given by Eqs. (33) and (35). The Lorentz number given by Eq. (36) is depicted in Fig. 2. It is straightforward to show that in the $y \rightarrow 0$ limit one obtains the value given by Eq. (30) for $\mu = 0$; also, for $y \rightarrow \infty$ we have $\mathcal{L} \rightarrow \mathcal{L}_0$, restoring a standard form of the WF law for metals. However, for $0 < y < +\infty$, a fixed value of μ (or n) corresponds to y (and thus \mathcal{L}) varying with temperature; namely, the violation of the WL law occurs.

III. LANDAUER-BÜTTIKER FORMALISM AND SIMPLIFIED MODELS

A. The formalism essential

In the Landauer-Büttiker description transport properties of a mesoscopic system, attached to the leads, are derived from the transmission-energy dependence $\mathcal{T}(\varepsilon)$, to be found by solving the scattering problem [35–38]. In particular, the Lorentz number can be written as [39]

$$\mathcal{L} = \frac{\kappa_{\text{el}}}{\sigma T} = \frac{L_0 L_2 - L_1^2}{e^2 T^2 L_0^2}, \quad (37)$$

where L_n (with $n = 0, 1, 2$) are given by

$$L_n = \frac{g_s g_v}{h} \int d\varepsilon \mathcal{T}(\varepsilon) \left(-\frac{\partial f}{\partial \varepsilon} \right) (\varepsilon - \mu)^n, \quad (38)$$

with $g_s = g_v = 2$ denoting spin and valley degeneracies in graphene, and the Fermi-Dirac distribution function $f(\varepsilon)$ given by Eq. (8). It is easy to show that energy-independent transmission ($\mathcal{T}(\varepsilon) = \text{const}$) leads to $\mathcal{L} = \mathcal{L}_0$ (2).

B. Simplified models

Before calculating $\mathcal{T}(\varepsilon)$ directly for selected systems in Sec. IV, we first discuss basic consequences of some model $\mathcal{T}(\varepsilon)$ functions for \mathcal{L} .

For instance, the linear transmission-energy dependence (i.e., $\mathcal{T}(\varepsilon) \propto |\varepsilon|$), allows one to obtain a relatively short formula for \mathcal{L} at arbitrary doping [7], namely

$$\begin{aligned} \mathcal{L} &= \left\{ \frac{\pi^2 y + y^3 - 12 \text{Li}_3(-e^{-y})}{\ln(2 \cosh y + 2)} \right. \\ &\quad \left. - \left[\frac{\pi^2/3 + y^2 + 4 \text{Li}_2(-e^{-y})}{\ln(2 \cosh y + 2)} \right]^2 \right\} \left(\frac{k_B}{e} \right)^2, \end{aligned} \quad (39)$$

with $y = \mu/k_B T$. For $y = 0$, the Lorentz number given by Eq. (39) takes the value of

$$\mathcal{L}(0) = \frac{9 \zeta(3)}{2 \ln 2} \left(\frac{k_B}{e} \right)^2 \approx 2.3721 \times \mathcal{L}_0, \quad (40)$$

being close to that given in Eq. (30). The approximation given in Eq. (40) was earlier put forward in the context of high-temperature superconductors also showing the linear transmission-energy dependence [40].

Numerical values of $\mathcal{L}(y)$ are presented in Fig. 2. Remarkably, $\mathcal{L}(y)$ obtained from Eq. (36) [blue line] is typically 20–30% higher than obtained Eq. (39) [red line]. The deviations are stronger near $|\mu|/k_B T \approx 4.5$, where the latter shows broad minima absent for the former. Above this value, $\mathcal{L}(y)$ obtained from Eq. (36) approaches \mathcal{L}_0 from the top, whereas $\mathcal{L}(y)$ obtained from Eq. (39) approaches \mathcal{L}_0 from the bottom. Also, the right-hand side of Eq. (36) converges much faster to \mathcal{L}_0 for $|\mu| \gg k_B T$ than the right-hand side of Eq. (39).

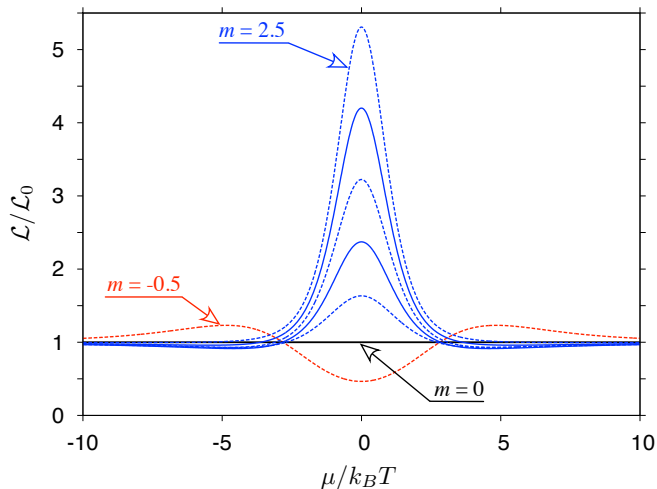


Figure 3: The Lorentz number for model transmission-energy dependence $\mathcal{T}(\varepsilon)$ given by Eq. (41) with m varied from -0.5 to 2.5 with the steps of 0.5 displayed as a function of the chemical potential. Solid (dashes) lines mark integer (non-integer) m .

In both cases, the Lorentz number enhancement at the charge-neutrality point ($\mu = 0$) is significant, and the violations of the WF law for $\mu \neq 0$ is apparent. A relatively good agreement between the two formulas is striking: Although both derivations have utilized the linear dispersion of the Dirac cones, being link to $D(\varepsilon)$ given by Eq. (21) in the first case, or to the $T(\varepsilon) \propto |\varepsilon|$ assumption in the second case (see Sec. IV for further explanation), but only the derivation of Eq. (36) incorporates the information about the universal conductivity ($\sigma = \sigma_0$). We can therefore argue that the \mathcal{L} enhancement occurs in graphene due to the linear dispersion rather than due the transport via evanescent waves (being responsible for $\sigma = \sigma_0$ at $\mu = 0$).

We now elaborate possible effects, on the Lorentz number, of toy-models of transmission-energy dependence

$$\mathcal{T}(\varepsilon) \propto |\varepsilon|^m, \quad m > -1, \quad (41)$$

where the proportionality coefficient is irrelevant due to the structure of Eq. (37). For some cases, integrals can be calculated analytically, leading e.g. to $\mathcal{L} = \mathcal{L}_0$ for $m = 0$ (the constant transmission case), or to $\mathcal{L} = \mathcal{L}(y)$ given by Eq. (39) for $m = 1$ (the linear transmission-energy dependence). Numerical results for selected values of $m = -0.5 \dots 2.5$ are displayed in Fig. 3.

The violation of the WF law appears generically for $m \neq 0$ away from the charge-neutrality point (i.e., for $\mu \neq 0$).

For $\mu = 0$, the Lorentz number reaches a global maximum (with $\mathcal{L} > \mathcal{L}_0$) if $m > 0$, or a global minimum (with $\mathcal{L} < \mathcal{L}_0$) if $-1 < m < 0$. A close-form expression can be derived for

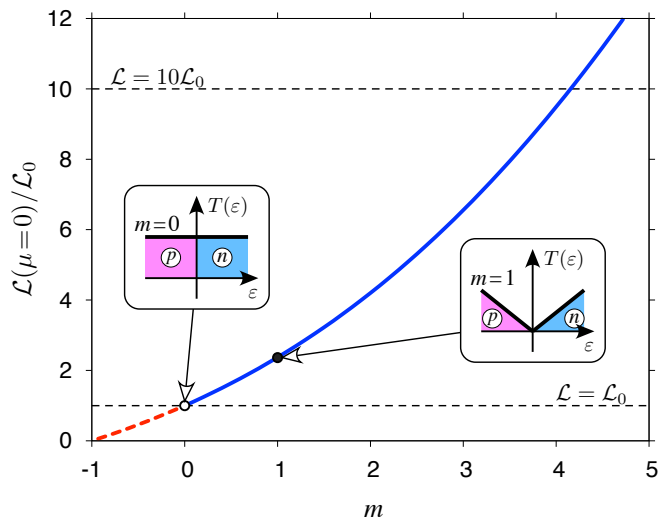


Figure 4: Maximal (solid blue line for $m > 0$) or minimal (dashed red line for $-1 < m < 0$) values of the Lorentz number \mathcal{L} (reached at $\mu = 0$) obtained from Eq. (42). Insets visualize the $\mathcal{T}(\varepsilon)$ function given by Eq. (41) for $m = 0$ and $m = 1$, with contributions from the valence band (p) and the conduction band (n).

both the cases, namely

$$\frac{\mathcal{L}(\mu=0)}{\left(\frac{k_B}{e}\right)^2} = \frac{\int_0^\infty dx \frac{x^{m+2}}{\cosh^2\left(\frac{x}{2}\right)}}{\int_0^\infty dx \frac{x^m}{\cosh^2\left(\frac{x}{2}\right)}} = \frac{2^{m+1} - 1}{2^{m+1} - 4} (m+1)(m+2) \frac{\zeta(m+2)}{\zeta(m)}, \quad (42)$$

and is visualized in Fig. 4 [41]. It is clear that $\mathcal{T}(\varepsilon)$ models given by Eq. (41) may lead to arbitrarily high \mathcal{L}_{\max} ; in particular, the value of $10\mathcal{L}_0$ is exceeded starting from $m \approx 4.1$.

Hence, for $m > 1$, the model grasps the basic features of one-dimensional Luttinger liquids, showing both the power-law transmission energy dependence, with nonuniversal (interaction dependent) exponents, and the significantly enhanced Lorentz numbers [12].

On the other hand, the suppression of \mathcal{L} is observed for $-1 < m < 0$, due to the integrable singularity at $\varepsilon = 0$, constituting an analogy with heavy fermion systems [13].

Both the above-mentioned scenarios were described theoretically for quantum dot systems, which may be tuned from the suppression of \mathcal{L} due to Breit-Wigner resonance, to the enhancement of \mathcal{L} due to Fano resonance [42–44].

C. Gapped systems

For a sake of completeness, we show here how the energy (or transport) gap may enhance the Lorentz number. Instead of $\mathcal{T}(\varepsilon)$ given by Eq. (41), we put

$$\mathcal{T}(\varepsilon) \propto \Theta\left(|\varepsilon| - \frac{1}{2}\Delta\right) \left(|\varepsilon| - \frac{1}{2}\Delta\right)^m, \quad m > -1, \quad (43)$$

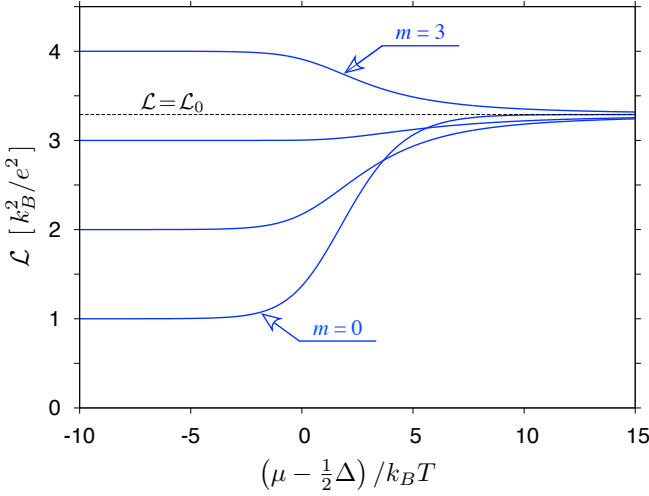


Figure 5: The Lorentz number as a function of chemical potential for the limit of an unipolar system, corresponding to $\mathcal{T}(\varepsilon)$ given by Eq. (43) with $\Delta \gg k_B T$ and $\mu \approx \Delta/2$ [see also Eq. (45)]. The exponent m is varied from 0 to 3 with the steps of 1 (solid lines). Dashed line marks the Wiedemann-Franz value ($\mathcal{L} = \mathcal{L}_0$).

where $\Theta(x)$ is the Heaviside step function.

For $\Delta \gg k_B T$ and $\Delta \gg |\mu|$, the integrals occurring in Eq. (37) can be approximated by elementary functions (see *Supplementary Information* in Ref. [45]) and for the maximal \mathcal{L} (reached for $\mu = 0$) we have

$$\frac{\mathcal{L}_{\max}}{\left(\frac{k_B}{e}\right)^2} \approx \left(\frac{\Delta}{2k_B T} + m + 1\right)^2 + m + 1. \quad (44)$$

This time, the result given in Eq. (44) can be simplified in the $m \rightarrow -1$ limit, and takes the form of $\mathcal{L}_{\max} \approx (\Delta/2eT)^2$. Physically, such a limit is equivalent to the narrow band case, namely, $\mathcal{T}(\varepsilon) \propto \delta(\varepsilon + \frac{1}{2}\Delta) + \delta(\varepsilon - \frac{1}{2}\Delta)$, with $\delta(x)$ being the Dirac delta function.

An apparent feature of Eq. (44) is that \mathcal{L}_{\max} shows an unbounded growth with a gap (with the leading term being of the order of $\sim \Delta^2$), in agreement with the experimental results for semiconductors [11]. Similar behaviors can be expected for tunable-gap systems, such as bilayer graphene or silicene, which are beyond the scope of this work.

A different behavior appears near the band boundary, i.e., for $\mu \approx \Delta/2$ (or $\mu \approx -\Delta/2$). Assuming $\Delta \gg k_B T$ again, we arrive to the limit of an unipolar system, for which only the contribution from majority carries to integrals L_n (38) matters. In effect, the Lorentz number can be approximated as

$$\mathcal{L}(\mu \approx \frac{1}{2}\Delta \gg k_B T) \approx \left[\frac{\mathcal{J}_2(m; y)}{\mathcal{J}_0(m; y)} - \left(\frac{\mathcal{J}_1(m; y)}{\mathcal{J}_0(m; y)}\right)^2 \right] \times \left(\frac{k_B}{e}\right)^2, \quad (45)$$

where $y = (\mu - \frac{1}{2}\Delta)/k_B T$ and

$$\mathcal{J}_n(m; y) = \int_{-y}^{\infty} dx x^n \frac{(x+y)^m}{\cosh^2(x/2)}. \quad (46)$$

Closed-form expressions for $\mathcal{J}_n(m; y)$ are not available; a few numerical examples for $m = 0 \dots 3$ are presented in Fig. 5. Since now $L_1 \propto \mathcal{J}_1 \neq 0$ (in contrast to the bipolar case studied before), the Lorentz number is significantly reduced, and relatively close to \mathcal{L}_0 , which is approached for $y \gg 1$.

Asymptotic forms of $\mathcal{J}_n(m; y)$ can be derived for $|y| \gg 1$, namely

$$\begin{aligned} \mathcal{J}_n(m; y \rightarrow -\infty) &\simeq 4e^y \int_0^{\infty} dt (t-y)^n t^m e^{-t} \\ &= 4e^y \sum_{k=0}^n \binom{n}{k} (-y)^k \Gamma(m+k+1), \end{aligned} \quad (47)$$

where $\Gamma(z)$ denotes the Euler gamma function, and

$$\begin{aligned} \mathcal{J}_n(m; y \rightarrow +\infty) &\simeq y^m \int_{-\infty}^{\infty} dx \frac{x^n}{\cosh^2(x/2)} \\ &= y^m \times \begin{cases} 1, & \text{for } n = 0, \\ 2(1-2^{1-n}) \Gamma(n+1) \zeta(n), & \text{for } n \geq 1. \end{cases} \end{aligned} \quad (48)$$

Substituting the above into Eq. (45), we obtain

$$\mathcal{L} \rightarrow (m+1) \left(\frac{k_B}{e}\right)^2 \quad \text{for } y \rightarrow -\infty, \quad (49)$$

or

$$\mathcal{L} \rightarrow \frac{\pi^2}{3} \left(\frac{k_B}{e}\right)^2 = \mathcal{L}_0, \quad \text{for } y \rightarrow \infty. \quad (50)$$

Both limits are closely approached by the numerical data in Fig. 5 for $|y| \gtrsim 5$. In all the cases considered, the values of \mathcal{L} are now much lower than the corresponding \mathcal{L}_{\max} for a gapless model with the same m (see Fig. 4).

Therefore, it becomes clear from analyzing simplified models of $\mathcal{T}(\varepsilon)$ that a bipolar nature of the system, next to the monotonically-increasing transmission (the $m > 0$ case) are essential when one looks for a significant enhancement of the Lorentz number \mathcal{L} (compared to \mathcal{L}_0).

Both these conditions are satisfied for graphene.

IV. EXACTLY SOLVABLE MESOSCOPIC SYSTEMS

A. Transmission-energy dependence

The exact transmission-energy dependence $\mathcal{T}(\varepsilon)$ can be given for two special device geometries in graphene: a rectangular sample attached to heavily-doped graphene leads [16–18] and for the Corbino disk [19, 20]. Although these systems possess peculiar symmetries, allowing one to solve the scattering problem employing analytical mode-matching method (in particular, the mode mixing does not occur), both the solutions were proven to be robust against various symmetry-breaking perturbations [46–48]. More importantly, several features of the results have been confirmed in the experiments

[30, 31, 50, 51] showing that even such idealized systems provide valuable insights into the quantum transport phenomena involving Dirac fermions in graphene.

For a rectangle of width W and length L , the transmission can be written as [17, 19]

$$\mathcal{T}(\varepsilon) = \sum_{n=0}^{\infty} T_n, \quad (51)$$

where the transmission probability for n -th normal mode is given by

$$T_n = \left[1 + \left(\frac{q_n}{k_n} \right)^2 \sin^2(k_n L) \right]^{-1}, \quad (52)$$

with $q_n = \pi(n + \frac{1}{2})/W$ the quantized transverse wavevector (the constant $\frac{1}{2}$ corresponds to infinite-mass confinement; for other boundary conditions, see Ref. [17]),

$$k_n = \begin{cases} \sqrt{k^2 - q_n^2}, & \text{for } k \geq q_n, \\ i\sqrt{q_n^2 - k^2}, & \text{for } k < q_n, \end{cases} \quad (53)$$

and $k = |\varepsilon|/(\hbar v_F)$. The two cases in Eq. (53) refer to the contributions from propagating waves ($k \geq q_n$, so-called *open channels*) and evanescent waves ($k < q_n$).

For the Corbino disk, with its inner (R_1) and outer (R_2) radii, we have [19]

$$\mathcal{T}(\varepsilon) = \sum_{j=\pm 1/2, \pm 3/2, \dots} T_j, \quad (54)$$

where j the the half-odd integer angular momentum quantum number, with a corresponding transmission probability

$$T_j = \frac{16}{\pi^2 k^2 R_1 R_2} \frac{1}{[\mathfrak{D}_j^{(+)}]^2 + [\mathfrak{D}_j^{(-)}]^2}, \quad (55)$$

where k is same as in Eq. (53), and

$$\mathfrak{D}_j^{(\pm)} = \text{Im} \left[H_{j-1/2}^{(1)}(kR_1) H_{j\pm 1/2}^{(2)}(kR_2) \pm H_{j+1/2}^{(1)}(kR_1) H_{j\pm 1/2}^{(2)}(kR_2) \right], \quad (56)$$

with $H_\nu^{(1,2)}(\rho)$ the Hankel function of the (first, second) kind.

B. The conductivity

A measurable quantity that provides a direct insight into the $\mathcal{T}(\varepsilon)$ function is zero-temperature conductivity

$$\sigma(\varepsilon) = g_0 \Omega_X \mathcal{T}(\varepsilon), \quad (57)$$

with the conductance quantum $g_0 = 4e^2/h$ and a shape-dependent factor

$$\Omega_X = \begin{cases} L/W, & \text{for rectangle,} \\ \frac{1}{2\pi} \ln(R_2/R_1), & \text{for disk.} \end{cases} \quad (58)$$

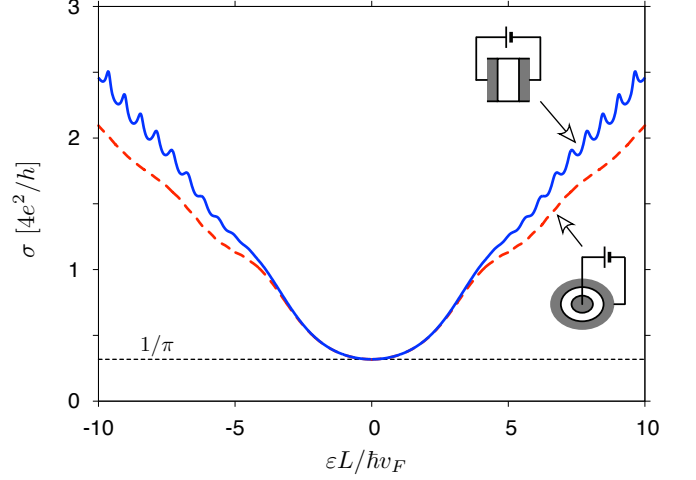


Figure 6: Zero-temperature conductivity as a function of the Fermi energy for a rectangular sample with width-to-length ratio $W/L = 5$ (solid blue line) and the Corbino disk with radii ratio $R_2/R_1 = 2$ (dashed red line). Both system are shown schematically. Dashed black line marks the universal conductivity $\sigma_0 = (4/\pi) e^2/h$.

For $T > 0$, Eq. (57) needs to be replaced by $\sigma(\mu) = e^2 \Omega_X L_0$, where L_0 is given by Eq. (38) with $n = 0$.

Numerical results, for $T = 0$, are presented in Fig. 6. The data for both systems, displayed versus a dimensionless quantity $\varepsilon L/\hbar v_F$ (with $L \equiv R_2 - R_1$ for a disk) closely follow each other up to $|\varepsilon|L/\hbar v_F \approx 3$. For larger values of $|\varepsilon|$, the results become shape-dependent and can be approximated, for $|\varepsilon| \gg \hbar v_F/L$, as

$$\sigma(\varepsilon) \approx g_0 \Omega_X N_{\text{open}}(\varepsilon) \langle T \rangle_{\text{open}}, \quad (59)$$

where the number of open channels

$$N_{\text{open}}(\varepsilon) = \begin{cases} \lfloor kW/\pi \rfloor, & \text{for rectangle,} \\ 2 \lfloor kR_1 \rfloor, & \text{for disk,} \end{cases} \quad (60)$$

with $\lfloor x \rfloor$ being the floor function of x , and the average transmission per open channel $\langle T \rangle_{\text{open}} \approx \pi/4 < 1$ (for the derivation, see *Appendix A*). Remarkably, numerical values of $\sigma(\varepsilon)$ for a rectangle with $W/L = 5$ [solid blue line in Fig. 6] match the approximation given by Eq. (59) with a few percent accuracy for $|\varepsilon| \gtrsim 5\hbar v_F/L$, whereas for a disk with $R_2/R_1 = 2$ [dashed red line] a systematic offset of $\approx (1/\pi)g_0$ occurs, signaling an emphasized role of evanescent waves in the Corbino geometry. This observation coincides with a total lack of Fabry-Perrot oscillations in the Corbino case.

C. The Lorentz number

The exact transmission-energy functions $\mathcal{T}(\varepsilon)$, discussed above, are now substituted to Eq. (37) for the Lorentz number. Calculating the relevant integrals numerically, we obtain the results presented in Figs. 7 and 8.

Close to the charge-neutrality point, i.e., for $|\mu| \lesssim \max(\hbar v_F L^{-1}, k_B T)$, both systems show a gradual crossover

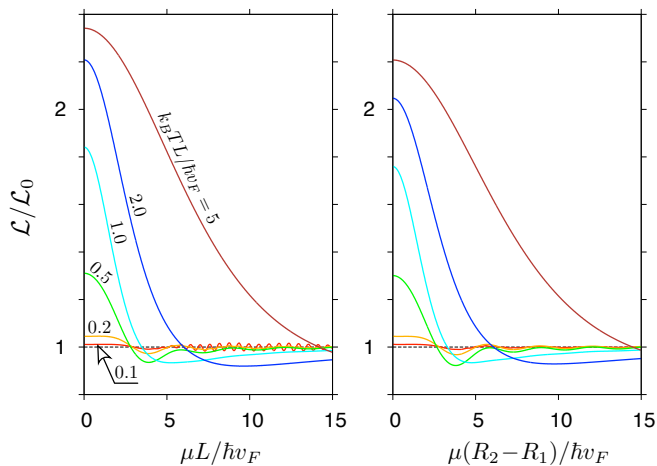


Figure 7: The Lorentz number for a rectangular sample (left) and the Corbino disk (right) displayed as a function of the chemical potential. The temperature, specified in the units of $\hbar v_F/(k_B L) \approx 6.67 \text{ K} \cdot \mu\text{m} \times L^{-1}$, is varied between the lines and same in both panels. Remaining parameters are same as in Fig. 6.

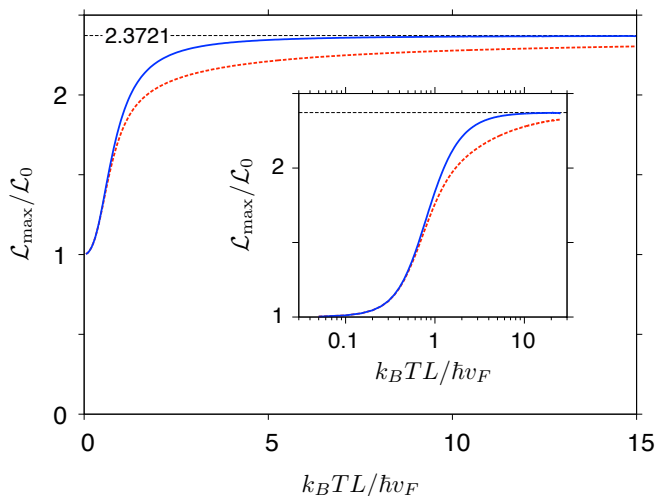


Figure 8: Maximal Lorentz number (corresponding to $\mu = 0$) for same systems as in Fig. 6 versus temperature. Inset shows the data replotted from main panel with the abscissa scaled logarithmically. Dashed horizontal line marks the prediction given in Eq. (40).

(with increasing T) from the Wiedemann-Franz regime, with a flat $\mathcal{L} \approx \mathcal{L}_0$, to the linear-transmission regime characterized by $\mathcal{L}(\mu)$ close to the predicted by Eq. (39) [see Fig. 7]. For higher μ , some aperiodic oscillations of $\mathcal{L}(\mu)$ are visible if $k_B T \lesssim \hbar v_F/L$, being particularly well pronounced for a rectangular sample. For higher temperatures, the oscillations are smeared out, leaving only one shallow minimum near $|\mu|/k_B T \approx 4 - 5$, in agreement with Eq. (39).

Maximal values of \mathcal{L} for the two systems (reached at $\mu = 0$) are displayed, as functions of temperature, in Fig. 8. It is clear that a crossover between low and high temperature regimes takes place near $k_B T \sim \hbar v_F/L$ (corresponding to $\approx 6.67 \text{ K}$ for $L = 1 \mu\text{m}$): For lower temperatures (and near $\mu = 0$), thermally-excited carriers appear in the area where

$\mathcal{T}(\varepsilon) \approx \text{const}$ (leading to $\mathcal{L} \approx \mathcal{L}_0$), whereas for significantly higher temperatures, the detailed behavior of $\mathcal{T}(\varepsilon)$ near $\varepsilon = 0$ becomes irrelevant, and the linear-transmission approximation ($\mathcal{T}(\varepsilon) \propto |\varepsilon|$) applies. Remarkably, the convergence to the value given in Eq. (40) is much slower (yet clearly visible) in the Corbino disk case, due to a higher (compared to a rectangular sample) contribution from evanescent waves to the transmission away from the charge-neutrality point.

V. CONCLUSIONS

We have calculated the Lorentz number ($\mathcal{L} = \kappa_{\text{el}}/\sigma T$) for noninteracting massless Dirac fermions following two different analytic approaches: *first*, adapting the handbook derivation of the Wiedemann-Franz (WF) law, starting from the relation between thermal conductivity and heat capacity obtained within the kinetic theory of gases, and *second*, involving the Landauer-Büttiker formalism and postulating simple model of transmission-energy dependence, $\mathcal{T}(\varepsilon) \propto |\varepsilon|$. In both approaches, the information about conical dispersion relation is utilized, but the universal value of electrical conductivity, $\sigma \sim e^2/h$ at $\varepsilon = 0$, is referred only in the first approach. Nevertheless, the results are numerically close, indicating the violation of the WF law with maximal Lorentz numbers $\mathcal{L}_{\text{max}}/\mathcal{L}_0 \approx 2.77$ and 2.37 (respectively) and $\mathcal{L} \rightarrow \mathcal{L}_0 = (\pi^2/3)k_B^2/e^2$ for high dopings ($|\varepsilon| \gg k_B T$). This observation suggests that violation of the WF law, with $\mathcal{L}_{\text{max}}/\mathcal{L}_0 \approx 2 - 3$ should appear generically in weakly-doped systems with approximately conical dispersion relation, including multilayers and hybrid structures, even when low-energy details of the band structure alter the conductivity.

Moreover, a generalized model of power law transmission-energy dependence, $\mathcal{T}(\varepsilon) \propto |\varepsilon|^m$ (with $m > -1$), is investigated in order to address the question whether the enhancement of \mathcal{L} is due to the bipolar band structure or due to the conical dispersion. Since $\mathcal{L} > \mathcal{L}_0$ shows up for any $m > 0$, and the maximal value grows monotonically with m , we conclude that the dispersion relation has a quantitative impact on the effect. On the other hand, analogous discussion of gapped systems, with the chemical potential close to the center of the gap (the bipolar case) or to the bottom of the conduction band (the unipolar case) proves that the bipolar band structure is also important (no enhancement of \mathcal{L} is observed in the unipolar case up to $m \approx 2$).

Finally, the Lorentz numbers, for different dopings and temperatures, are elaborated numerically from exact solutions available for the rectangular sample and the Corbino (edge-free) disk in graphene, both connected to heavily-doped graphene leads. The results show that \mathcal{L} , as a function of the chemical potential μ , gradually evolves (with growing T) as expected for a model transmission energy dependence, $\mathcal{T}(\varepsilon) \propto |\varepsilon|^m$, with the exponent varying from $m = 0$ to $m = 1$. The upper bound is approached faster for the rectangular sample case, but in both cases $\mathcal{L}/\mathcal{L}_0 > 2$ is predicted to appear for $T \gtrsim 13 \text{ K} \cdot \mu\text{m} \times L^{-1}$ with L the sample length.

Our results complement earlier theoretical study on the topic [33] by including the finite size-effects and the inter-

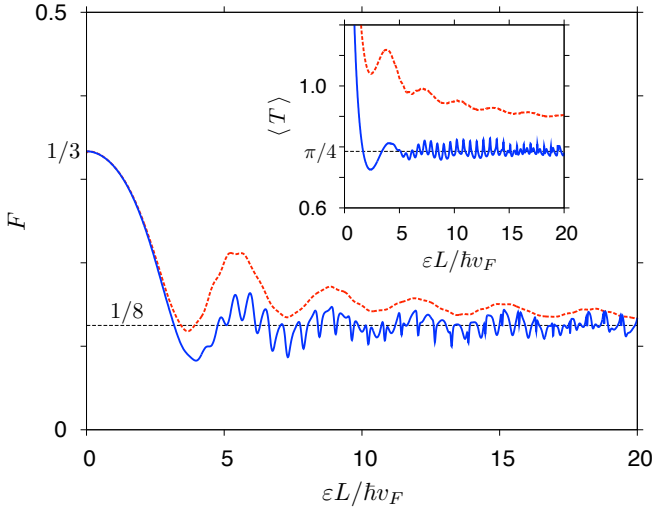


Figure 9: Fermi energy dependence of the Fano factor (main panel) and the average transmission per channel (inset), defined in Eq. (A4), for same systems as in Fig. 6.

play between propagating and evanescent waves, leading to the results dependent, albeit weakly, on the sample geometry.

Acknowledgments

The work was supported by the National Science Centre of Poland (NCN) via Grant No. 2014/14/E/ST3/00256. Discussions with Manohar Kumar are appreciated.

Appendix A: Average transmission per open channel and the enhanced shot noise away from the Dirac point

In this Appendix, we explain why the average transmission per open channel, occurring in Eq. (59) in the main text, is $\langle T \rangle_{\text{open}} \approx \pi/4$ instead of 1 (being the value expected for typical ballistic systems). Implications for the shot-noise power are also briefly discussed.

A closer look at Eq. (52) for the transmission probability allows us to find out, for high energy, that $k_n L \gg 1$ (typically) whereas q_n and k_n , for open channels, are bounded by k . Therefore, the average transmission can be approximated by replacing the argument of sine by a random phase $0 \leq \varphi < \pi$, and taking averages over φ and n independently,

$$\begin{aligned} \langle T \rangle_{\text{open}} &\approx \frac{1}{\pi} \int_0^\pi d\varphi \int_0^1 dx \frac{1}{1 + \frac{x^2}{1-x^2} \sin^2 \varphi} \\ &= \int_0^1 dx \sqrt{1-x^2} = \frac{\pi}{4}, \end{aligned} \quad (\text{A1})$$

where we have further introduced a continuous parametrization $x = q_n/k$, $\sqrt{1-x^2} = k_n/k$. In analogous way we obtain

$$\begin{aligned} \langle T^2 \rangle_{\text{open}} &\approx \frac{1}{\pi} \int_0^\pi d\varphi \int_0^1 dx \frac{1}{\left(1 + \frac{x^2}{1-x^2} \sin^2 \varphi\right)^2} \\ &= \frac{7\pi}{32}. \end{aligned} \quad (\text{A2})$$

The Fano factor [17], quantifying the shot-noise power, can now be approximated, for $kL \gg 1$, as

$$F = \frac{\sum_n T_n(1-T_n)}{\sum_n T_n} \approx 1 - \frac{\langle T^2 \rangle_{\text{open}}}{\langle T \rangle_{\text{open}}} = \frac{1}{8}. \quad (\text{A3})$$

The last value in Eq. (A3) indicates that shot-noise power in highly-doped graphene is noticeably enhanced comparing to standard ballistic systems, which are characterized by $F \approx 0$ (as $T_n = 0$ or 1 for all modes).

Exact results, obtained from first equality in Eq. (A3), taking both propagating and evanescent modes into account, are presented in Fig. 9. The average transmission, displayed in the inset, is defined as

$$\langle T \rangle = \frac{\mathcal{T}(\varepsilon)}{\tilde{N}_{\text{open}}(\varepsilon)}, \quad (\text{A4})$$

where $\tilde{N}_{\text{open}}(\varepsilon)$ is calculated from Eq. (60) in the main text in which we have omitted the floor function (in general, $\tilde{N}_{\text{open}}(\varepsilon) \geq N_{\text{open}}(\varepsilon)$).

It is clear from Fig. 9 that a stronger role of evanescent modes for the Corbino case results in elevated F and $\langle T \rangle$ (comparing to a rectangle), but a gradual convergence with growing ε to the values given by last equalities in Eqs. (A3) and (A1) (respectively) is also visible.

It is worth to notice that experimental values of $F \approx 0.15$ for highly-doped graphene samples [31] are close, but slightly elevated in comparison to $F \approx 1/8$ in Eq. (A3). This can be attributed to the tunneling assisted by charged impurities, or other defects, which may amplify the role of evanescent modes also for rectangular samples.

[1] A. A. Balandin, S. Ghosh, W. Bao, I. Calizo, D. Teweldebrhan, F. Miao, and C. N. Lau, Superior Thermal Conductivity

of Single-Layer Graphene, *Nano Lett.* **8**, 902–907 (2008).

- <https://doi.org/10.1021/nl0731872>.
- [2] In order compare the thermal conductivity of graphene with those of familiar three dimensional-systems one usually assumes the layer thickness $b = 3.3544 \text{ \AA}$, being equal to the distance between layers in graphite.
- [3] A. Alofi and G. P. Srivastava, Thermal conductivity of graphene and graphite, *Phys. Rev. B* **87**, 115421 (2013). <https://doi.org/10.1103/PhysRevB.87.115421>
- [4] A. Alofi, *Theory of Phonon Thermal Transport in Graphene and Graphite*, Ph.D. Thesis (University of Exeter, 2014). <http://hdl.handle.net/10871/15687>.
- [5] J. Crossno *et al.*, Observation of the Dirac fluid and the breakdown of the Wiedemann-Franz law in graphene, *Science* **351**, 1058–1061 (2016). <https://doi.org/10.1126/science.aad0343>.
- [6] M. I. Katsnelson, *Graphene: Carbon in Two Dimensions*, (Cambridge University Press, Cambridge 2012), Chapter 3. <https://doi.org/10.1017/CBO9781139031080>.
- [7] D. Suszalski, G. Rut, and A. Rycerz Lifshitz transition and thermoelectric properties of bilayer graphene, *Phys. Rev. B* **97**, 125403 (2018). <https://doi.org/10.1103/PhysRevB.97.125403>
- [8] A. W. Draelos *et al.*, Subkelvin lateral thermal transport in diffusive graphene, *Phys. Rev. B* **99**, 125427 (2019). <https://doi.org/10.1103/PhysRevB.99.125427>.
- [9] Ch. Kittel, *Introduction to Solid State Physics*, 8th edition (John Wiley and Sons, New York 2005), Chapter 6.
- [10] First-principle calculations for heavily-doped graphene suggest that the WF law is approximately followed also above the room temperature; see: T. Y. Kim, C.-H. Park, and N. Marzari, The Electronic Thermal Conductivity of Graphene, *Nano Lett.* **16**, 2439 (2016). <https://doi.org/10.1021/acs.nanolett.5b05288>.
- [11] H. J. Goldsmid, The Thermal Conductivity of Bismuth Telluride, *Proc. Phys. Soc. B* **69**, 203 (1956). <https://doi.org/10.1088/0370-1301/69/2/310>.
- [12] N. Wakeham, A. Bangura, X. Xu, J. F. Mercure, M. Greenblatt, and N. E. Hussey, Gross violation of the Wiedemann-Franz law in a quasi-one-dimensional conductor, *Nat. Commun.* **2**, 396 (2011). <https://doi.org/10.1038/ncomms1406>.
- [13] M. A. Tanatar, J. Paglione, C. Petrovic, and L. Taillefer, Anisotropic violation of the Wiedemann-Franz law at a quantum critical point, *Science* **316**, 1320-1322 (2007). <https://doi.org/10.1126/science.1140762>.
- [14] A. Lucas and K. C. Fong, Hydrodynamics of electrons in graphene, *J. Phys.: Condens. Matter* **30**, 053001 (2018). <https://doi.org/10.1088/1361-648X/aaa274>.
- [15] M. Zarenia, T. B. Smith, A. Principi, and G. Vignale, Breakdown of the Wiedemann-Franz law in AB-stacked bilayer graphene, *Phys. Rev. B* **99**, 161407(R) (2019). <https://doi.org/10.1103/PhysRevB.99.161407>.
- [16] M. Katsnelson, Zitterbewegung, chirality, and minimal conductivity in graphene. *Eur. Phys. J. B* **51**, 157 (2006). <https://doi.org/10.1140/epjb/e2006-00203-1>.
- [17] J. Tworzydło, B. Trauzettel, M. Titov, A. Rycerz, and C. W. J. Beenakker, Sub-Poissonian shot noise in graphene, *Phys. Rev. Lett.* **96**, 246802 (2006). <https://doi.org/10.1103/PhysRevLett.96.246802>.
- [18] E. Prada, P. San-Jose, B. Wunsch, and F. Guinea, Pseudodiffusive magnetotransport in graphene, *Phys. Rev. B* **75**, 113407 (2007). <https://doi.org/10.1103/PhysRevB.75.113407>.
- [19] A. Rycerz, P. Recher, and M. Wimmer, Conformal mapping and shot noise in graphene. *Phys. Rev. B* **80**, 125417 (2009). <https://doi.org/10.1103/PhysRevB.80.125417>.
- [20] A. Rycerz, Magnetoconductance of the Corbino disk in graphene, *Phys. Rev. B* **81**, 121404(R) (2010). <https://doi.org/10.1103/PhysRevB.81.121404>.
- [21] See Ref. [9], Chapter 5. A generalization for $d \neq 3$ follows from the mean-square velocity in a selected direction (x), i.e. $\langle v_x^2 \rangle = \frac{1}{d} \langle v^2 \rangle$.
- [22] A. Alofi and G. P. Srivastava, Evolution of thermal properties from graphene to graphite, *Appl. Phys. Lett.* **104**, 031903 (2014). <https://doi.org/10.1063/1.4862319>.
- [23] M. Koshino and E. McCann, Parity and valley degeneracy in multilayer graphene, *Phys. Rev. B* **81**, 115315 (2010). <https://doi.org/10.1103/PhysRevB.81.115315>.
- [24] Y. Nam, D.-K. Ki, D. Soler-Delgado, and A. F. Morpurgo, A family of finite-temperature electronic phase transitions in graphene multilayers. *Science* **362**, 324-328 (2017). <https://doi.org/10.1126/science.aar6855>.
- [25] D. Suszalski, G. Rut, and A. Rycerz, Conductivity scaling and the effects of symmetry-breaking terms in bilayer graphene Hamiltonian, *Phys. Rev. B* **101**, 125425 (2020). <https://doi.org/10.1103/PhysRevB.101.125425>.
- [26] More accurate expressions for $\mu(T)$ in low temperatures can be derived via the Sommerfeld expansion; for instance, the parabolic dispersion relation in $d = 3$ leads to $D(\varepsilon) = \frac{m}{\pi^2 \hbar^3} \sqrt{2m_* \varepsilon}$, and
- $$\mu = \varepsilon_F \left[1 - \frac{\pi^2}{12} u^2 - \frac{\pi^4}{80} u^4 + \mathcal{O}(u^6) \right],$$
- with $u = k_B T / \varepsilon_F$. See, eg.: M. Selmke, The Sommerfeld Expansion, Universität Leipzig, Leipzig 2007. <https://photonicsdesign.jimdofree.com/pdfs/>.
- [27] See., e.g.: B. Van Zeghbroeck, *Principles of Semiconductor Devices* (2011), Chapter 2. http://ecee.colorado.edu/~bart/book/book/chapter2/ch2_4.htm.
- [28] R. Mahajan, M. Barkeshli, and S. A. Hartnoll, Non-Fermi liquids and the Wiedemann-Franz law, *Phys. Rev. B* **88**, 125107 (2013). <https://doi.org/10.1103/PhysRevB.88.125107>.
- [29] A. Lavasani, D. Bulmash, and S. Das Sarma, Wiedemann-Franz law and Fermi liquids, *Phys. Rev. B* **99**, 085104 (2019). <https://doi.org/10.1103/PhysRevB.99.085104>.
- [30] F. Miao, S. Wijeratne, Y. Zhang, U. C. Coskun, W. Bao, and C. N. Lau, Phase-Coherent Transport in Graphene Quantum Billiards, *Science* **317**, 1530–1533 (2007). <https://doi.org/10.1126/science.1144359>.
- [31] R. Danneau, F. Wu, M. F. Craciun, S. Russo, M. Y. Tomi, J. Salmilehto, A. F. Morpurgo, and P. J. Hakonen, Shot Noise in Ballistic Graphene, *Phys. Rev. Lett.* **100**, 196802 (2008). <https://doi.org/10.1103/PhysRevLett.100.196802>.
- [32] Strictly speaking, the value of v_F may also be modified (by up to 20 – 30 %) by applying strain. However, controlling v_F is much more difficult than controlling n via the gate voltage.
- [33] H. Yoshino and K. Murata, Significant Enhancement of Electronic Thermal Conductivity of Two-Dimensional Zero-Gap Systems by Bipolar-Diffusion Effect, *J. Phys. Soc. Jpn* **84**, 024601 (2015). <https://doi.org/10.7566/JPSJ.84.024601>.
- [34] K. Oldham, J. Myland, and J. Spanier, *An Atlas of Functions* (Springer-Verlag, New York, 2009), Chapter 25. <https://doi.org/10.1007/978-0-387-48807-3>.

- [35] R. Landauer, Spatial Variation of Currents and Fields Due to Localized Scatterers in Metallic Conduction, *IBM J. Res. Dev.* **1**, 223 (1957). <https://doi.org/10.1147/rd.13.0223>.
- [36] M. Buttiker, Y. Imry, R. Landauer, and S. Pinhas, Generalized many-channel conductance formula with application to small rings, *Phys. Rev. B* **31**, 6207 (1985). <https://doi.org/10.1103/PhysRevB.31.6207>.
- [37] M. Buttiker, Four-Terminal Phase-Coherent Conductance, *Phys. Rev. Lett.* **57**, 1761 (1986). <https://doi.org/10.1103/PhysRevLett.57.1761>.
- [38] M. Buttiker, Symmetry of electrical conduction *IBM J. Res. Dev.* **32**, 317 (1988). <https://doi.org/10.1147/rd.323.0317>.
- [39] K. Esfarjani, M. Zebarjadi, and Y. Kawazoe, Thermoelectric properties of a nanocontact made of two-capped single-wall carbon nanotubes calculated within the tight-binding approximation, *Phys. Rev. B* **73**, 085406 (2006). <https://doi.org/10.1103/PhysRevB.73.085406>.
- [40] S. G. Sharapov, V. P. Gusynin, and H. Beck, Transport properties in the d-density-wave state in an external magnetic field: The Wiedemann-Franz law, *Phys. Rev. B* **67**, 144509 (2003). <https://doi.org/10.1103/PhysRevB.67.144509>.
- [41] The analytic continuation for $m \rightarrow 0$ and $m \rightarrow 1$ is assumed in the rightmost expression in Eq. (42).
- [42] G. Gómez-Silva, O. Ávalos-Ovando, M. L. Ladrón de Guevara, and P. A. Orellana, Enhancement of thermoelectric efficiency and violation of the Wiedemann-Franz law due to Fano effect, *J. Appl. Phys.* **111**, 053704 (2012). <https://doi.org/10.1063/1.3689817>.
- [43] R.-N. Wang, G.-Y. Dong, S.-F. Wang, G.-S. Fu, and J.-L. Wang, Impact of contact couplings on thermoelectric properties of anti, Fano, and Breit-Wigner resonant junctions, *J. Appl. Phys.* **120**, 184303 (2016). <https://doi.org/10.1063/1.4967751>.
- [44] D. B. Karki, Wiedemann-Franz law in scattering theory revisited, *Phys. Rev. B* **102**, 115423 (2020). <https://doi.org/10.1103/PhysRevB.102.115423>.
- [45] D. Suszalski, G. Rut, and A. Rycerz, Thermoelectric properties of gapped bilayer graphene, *J. Phys.: Condens. Matter* **31**, 415501 (2019). <https://doi.org/10.1088/1361-648X/ab2d0c>.
- [46] J. H. Bardarson, J. Tworzydło, P. W. Brouwer, and C. W. J. Beenakker, One-Parameter Scaling at the Dirac Point in Graphene, *Phys. Rev. Lett.* **99**, 106801 (2007). <https://doi.org/10.1103/PhysRevLett.99.106801>.
- [47] C. H. Lewenkopf, E. R. Mucciolo, and A. H. Castro Neto, Numerical studies of conductivity and Fano factor in disordered graphene, *Phys. Rev. B* **77**, 081410(R) (2008). <https://doi.org/10.1103/PhysRevB.77.081410>.
- [48] D. Suszalski, G. Rut, and A. Rycerz, Mesoscopic valley filter in graphene Corbino disk containing a p-n junction, *J. Phys. Mater.* **3**, 015006 (2020). <https://doi.org/10.1088/2515-7639/ab5082>.
- [49] Y. Sui, T. Low, M. Lundstrom, and J. Appenzeller, Signatures of Disorder in the Minimum Conductivity of Graphene, *Nano Lett.* **11**, 1319–1322 (2011). <https://doi.org/10.1021/nl104399z>.
- [50] M. Kumar, A. Laitinen, and P. Hakonen, Unconventional fractional quantum Hall states and Wigner crystallization in suspended Corbino graphene, *Nat. Commun.* **9**, 2776 (2018). <https://doi.org/10.1038/s41467-018-05094-8>.
- [51] Y. Zeng, J. I. A. Li, S. A. Dietrich, O. M. Ghosh, K. Watanabe, T. Taniguchi, J. Hone, and C. R. Dean, High-Quality Magneto-transport in Graphene Using the Edge-Free Corbino Geometry, *Phys. Rev. Lett.* **122**, 137701 (2019). <https://doi.org/10.1103/PhysRevLett.122.137701>.