

Hubble tension in lepton asymmetric cosmology with an extra radiation

Osamu Seto^{1,2,*} and Yo Toda^{2,†}

¹*Institute for the Advancement of Higher Education,
Hokkaido University, Sapporo 060-0817, Japan*

²*Department of Physics, Hokkaido University, Sapporo 060-0810, Japan*

Abstract

We study the fit of cosmological models with two additional free parameters N_{eff} and ξ_e in addition to the parameters of Λ CDM. We introduce extra radiation components such as hot axions or sterile neutrinos in addition to the energy density of neutrinos with large neutrino degeneracy. Then, a larger N_{eff} is allowed without spoiling Big Bang Nucleosynthesis (BBN), as positive neutrino degeneracy ξ_e could improve BBN fit. By analysing the data from Planck, baryon acoustic oscillation (BAO), BBN and type-Ia supernovae (SNeIa), it can be seen that the Hubble tension can be ameliorated for $\xi_e \simeq 0.04$ and $0.3 \lesssim \Delta N_{\text{eff}} \lesssim 0.6$.

arXiv:2104.04381v1 [astro-ph.CO] 9 Apr 2021

*Electronic address: seto@particle.sci.hokudai.ac.jp

†Electronic address: y-toda@particle.sci.hokudai.ac.jp

I. INTRODUCTION

The effective number of relativistic degrees of freedom, N_{eff} , is one of the simplest extension of the standard cosmology and effectively constrains an extension of the standard model (SM) of particle physics. Since the standard model of cosmology, the Λ CDM model with the cosmological constant Λ as the dark energy and cold dark matter (CDM), has been successful, N_{eff} has been well constrained by many cosmological observations. Planck (2018) [1] has reported the constraint as $N_{\text{eff}} = 2.99 \pm 0.17$ (68%) based on the combined data of cosmic microwave background (CMB) and baryon acoustic oscillation (BAO). The combined data on abundance of light elements synthesized at the Big Bang Nucleosynthesis (BBN) and CMB also provide $N_{\text{eff}} = 2.88 \pm 0.16$ (1σ) [2]. Those are consistent with the prediction of the SM of particle physics, $N_{\text{eff}}^{\text{SM}} \simeq 3.046$ [3]. For recent progress of this calculation, see e.g., Refs. [4–8].

Interestingly, a somewhat larger N_{eff} is also indicated by the discrepancy between the measured values of the Hubble parameter by local (low red shift) measurements and that by distant (high red shift) measurements. Assuming Λ CDM model, Planck measurements of CMB anisotropy infers $H_0 = 67.4 \pm 0.5$ km/s/Mpc [1]. Other distant observations such as the Atacama Cosmology Telescope [9], BAO [10], and the combination of BAO+BBN analysis (independent of CMB) [11] all infer $H_0 \sim 67$ km/s/Mpc. On the other hand, local measurements of H_0 by the SH0ES collaboration with Cepheids and type Ia supernovae (SNe Ia) in Ref. [12] (hereafter, R18) and Ref. [13] (hereafter R19) and by the H0LiCOW collaboration with lensed quasars [14] have reported as $H_0 \sim 73$ km/s/Mpc. Another local measurement using the Tip of the Red Giant Branch (TRGB) as distance ladders has obtained a value between Planck and the SH0ES, $H_0 \sim 70$ km/s/Mpc [15].

Until now, numerous attempts have been made to this problem. See, e.g., Ref. [16] for a recent review. One of the simplest approaches is to introduce additional relativistic degrees of freedom $\Delta N_{\text{eff}} = N_{\text{eff}} - N_{\text{eff}}^{\text{SM}}$. This is because that the shorten sound horizon r_{s*} at the recombination epoch by the extra energy density with a larger N_{eff} and the measured angular size $\theta_* \equiv r_*/D_{M*}$ of the acoustic scale infers a shorter angular diameter distance $D_{M*} \propto 1/H_0$. The preferred value has been suggested as $0.2 \lesssim \Delta N_{\text{eff}} \lesssim 0.5$ (CMB+BAO+R18) [1] and

$$0.2 \lesssim \Delta N_{\text{eff}} \lesssim 0.4, \quad (1)$$

(CMB+BAO+Pantheon [17]+R19+BBN) [18], depending upon data sets. Such an extra ΔN_{eff} can be easily realized in various particle physics beyond the SM such as hot axion [19] or the $L_\mu - L_\tau$ gauge interaction [20]. However, as mentioned above, the magnitude of N_{eff} is constrained by various reasons, principally, CMB, BBN and large scale structure of the Universe. This BBN limit primarily comes from the Helium mass fraction Y_P that constrains the extra energy density not to speed up the cosmic expansion too much. Actually, there is a possibility to relax the constraint by Y_P significantly. If our Universe has a large electron-type lepton asymmetry ξ_e , which could suppress the conversion of proton to neutron, the resultant Y_P can be consistent with the observation for a somewhat large N_{eff} [21–29]. Various mechanisms for generating a large lepton asymmetry have been proposed in literature [30–37].

In this paper, we investigate the fit of cosmological models with additional two free parameters N_{eff} and ξ_e besides Λ CDM parameters. We consider that lepton asymmetry as well as extra radiation components in addition to the contribution from neutrino degeneracy given by the following Eq. (6) are independent free parameters. This is the essential ingredient in this work. In fact, previously, it has been pointed out that the ΔN_{eff} from lepton asymmetry is not effective to alleviate the Hubble tension in Ref. [28], which is quoted at Sec.7.2 in Ref. [16] as well. In the paper [28], it has been assumed that all ΔN_{eff} are originated from lepton asymmetry and the electron-type lepton asymmetry is negligibly tiny to keep BBN intact. In contrast to those previous works, by taking account of the effect by the electron-type lepton asymmetry to the Helium abundance, we evaluate the fitting to various data, principally including CMB, BAO and BBN and show that some amount of electron-type lepton asymmetry of the order of 10^{-2} with an extra radiation is promising.

II. COSMOLOGICAL EFFECTS OF N_{eff} AND ξ_e

The extra radiation affects not only CMB but also BBN, because the additional component increases the expansion rate of the Universe, the decoupling temperature of the weak interaction, and the neutron-to-proton ratio. The increased neutron-to-proton ratio results in the larger helium mass fraction. The measured Helium mass fraction $Y_P = 0.2449 \pm 0.0040$ [38] does not appear to be compatible with a large extra N_{eff} .

To let a larger N_{eff} available, we introduce non-negligible lepton asymmetry. We use the

degeneracy parameter

$$\xi_i = \frac{\mu_{\nu_i}}{T_\nu}, \quad (2)$$

to parameterize the lepton asymmetry, where μ_{ν_i} is the chemical potential for i ($= e, \mu, \tau$)-th flavor neutrino and T_ν is the temperature of neutrinos. The Fermi-Dirac distribution functions for i -th flavor (anti-)neutrinos with non-vanishing neutrino degeneracy is expressed as

$$f_{\nu_i}(p, \xi_i) = \frac{1}{\exp(\frac{p}{T_\nu} - \xi_i) + 1}, \quad f_{\bar{\nu}_i}(p, \xi_i) = \frac{1}{\exp(\frac{p}{T_\nu} + \xi_i) + 1}, \quad (3)$$

with p being the proper momentum. The lepton asymmetry ξ_i affects both BBN and CMB as (principally) following three ways [21, 22, 24].

First, the lepton asymmetry is the difference between the number of particles and antiparticles. From our definition of the lepton asymmetry, there are more neutrinos than anti-neutrinos in the positive asymmetric Universe. In particular, the electron-type lepton asymmetry

$$L_e \equiv \frac{n_{\nu_e} - n_{\bar{\nu}_e}}{n_\gamma} = \frac{1}{36\zeta(3)} \left(\frac{T_{\nu_e}}{T_\gamma} \right)^3 (\pi^2 \xi_{\nu_e} + \xi_{\nu_e}^3), \quad (4)$$

is interesting. At the beginning of the BBN, neutrons and protons are in equilibrium until the decoupling of the weak interaction. If there is sizable positive ξ_e , the process $p + \bar{\nu}_e \rightarrow n + e^+$ is suppressed compared with the process $n + \nu_e \rightarrow p + e^-$ because of less anti-electron neutrinos. With such a suppressed neutron-to-proton ratio, the resulting Helium mass fraction Y_P is decreased. This may compensate for the Y_P increase caused by a larger N_{eff} . Although we do not deal degeneracy parameters of other flavors ξ_μ and ξ_τ as explicit input parameters, it is expected that all of those are of the same order of magnitudes as $\xi_\mu \sim \xi_\tau \sim \xi_e$ because of neutrino oscillation [39–43].

Second, the energy density of neutrinos is increased by the neutrino degeneracy as

$$\rho_{\nu+\bar{\nu}} = \sum_i T_\nu^4 \int \frac{d^3p}{(2\pi)^3} p [f_{\nu_i}(p, \xi_i) + f_{\bar{\nu}_i}(p, \xi_i)] = \rho_{\nu+\bar{\nu}}|_{\xi=0} + \Delta\rho_{\nu+\bar{\nu}}(\xi), \quad (5)$$

$$\Delta\rho_{\nu+\bar{\nu}} \propto T_\nu^4 \left(\sum_{\xi_i} \xi_i^2 + \mathcal{O}(\xi_i^4) \right), \quad (6)$$

with $\rho_{\nu+\bar{\nu}}|_{\xi=0}$ being the energy density with vanishing ξ_i . However, for small degeneracy as $\xi < 0.1$ as we will consider, the extra contribution to the energy density $\Delta\rho_{\nu+\bar{\nu}}(\xi)$ from

the neutrino degeneracy ξ is very small for both BBN and CMB. The ξ dependent part of ΔN_{eff} , $\Delta N_{\text{eff}}(\xi)$, is $\mathcal{O}(10^{-2})$. In any case, given that we are introducing an extra radiation (ER) component, one may regard our N_{eff} as $\Delta N_{\text{eff}} = \Delta N_{\text{eff}}^{\text{ER}} + \Delta N_{\text{eff}}(\xi)$.

Third, in perturbation level, the asymmetry factor comes into the source term of the Boltzmann equation. This is given in the synchronous gauge by [44],

$$\frac{\partial \Psi}{\partial \tau} + i(\mathbf{k} \cdot \hat{n})\Psi + \frac{d \ln(f_\nu + f_{\bar{\nu}})}{d \ln q} \left[\dot{\eta} - \frac{\dot{h} + 6\dot{\eta}}{2} (\hat{k} \cdot \hat{n})^2 \right] = 0, \quad (7)$$

with $q = ap$. Here, Ψ is the perturbation to the distribution function, \hat{n} is the direction of the momentum, τ is the conformal time, \mathbf{k} is the wave-number of the Fourier mode, and h and η are the synchronous metric perturbations. In the computation of the power spectrum C_l , when we integrate Eq. (7) with $(f_\nu + f_{\bar{\nu}})q^3 dq$, this ξ dependence in perturbation disappears [22]. Accordingly, Eq. (7) applies in non-vanishing ξ cases without any change.

III. DATA AND ANALYSIS

We perform a Markov-Chain Monte Carlo (MCMC) analysis on a N_{eff} model with a large lepton asymmetry. We use the public MCMC code `CosmoMC-planck2018` [45]. For estimation of light elements with non-vanishing lepton degeneracy ξ_e , we have also used `PARthENoPE2.0-Standard` [46]. Since a small Hubble parameter is indicated if we allow larger neutrino masses [1], in order to minimize this effect, we assume the smallest neutrino mass with the spectrum of normal hierarchy, $m_\nu = (0, 0, 0.06)$ eV, in this paper.

A. Data sets

We analyze the models by referring to the following cosmological observation data sets. We include both temperature and polarization likelihoods for high l `plik` ($l = 30$ to 2508 in TT and $l = 30$ to 1997 in EE and TE) and low l `Commander` and lowE `SimAll` ($l = 2$ to 29) of Planck (2018) measurement of the CMB temperature anisotropy [1]. We also include Planck lensing [47]. For constraints on low red shift cosmology, we include data of BAO from 6dF [48], DR7 [49], and DR12 [50]. We also include Pantheon [17] of the local measurement of light curves and luminosity distance of supernovae as well as SH0ES (R19) [13] of the local measurement of the Hubble constant from the Hubble Space Telescope observation of

Supernovae and Cepheid variables. Finally, we include the data sets of helium mass fraction Y_P measurement [38] and deuterium abundance D/H measurement [51] to impose BBN constraints.

IV. RESULT AND DISCUSSION

We show, in Fig. 1, a calculated Y_P for various N_{eff} , ξ_e and a fixed baryon asymmetry $\Omega_b h^2 = 0.223$. A larger N_{eff} leads to larger Y_P , while a larger ξ_e leads to smaller Y_P [23, 24]. The asymmetry $\xi_e \simeq 0.03$ is capable of canceling $\Delta N_{\text{eff}} \simeq 0.5$ contribution to Y_P . We find that $\xi_e \lesssim 0.03$ for $N_{\text{eff}} = 3.0$, $0.02 \lesssim \xi_e \lesssim 0.06$ for $N_{\text{eff}} = 3.5$, and $0.05 \lesssim \xi_e \lesssim 0.08$ for $N_{\text{eff}} = 4.0$ are consistent with the Y_P measurement.

Electron lepton asymmetry ξ_e decreases slightly D/H . In the fit to the CMB data, there is some correlation or parameter degeneracy between $\Omega_b h^2$ and ΔN_{eff} . The simultaneous increase of ΔN_{eff} and $\Omega_b h^2$ does not alter the resultant D/H abundance [18, 46, 52].

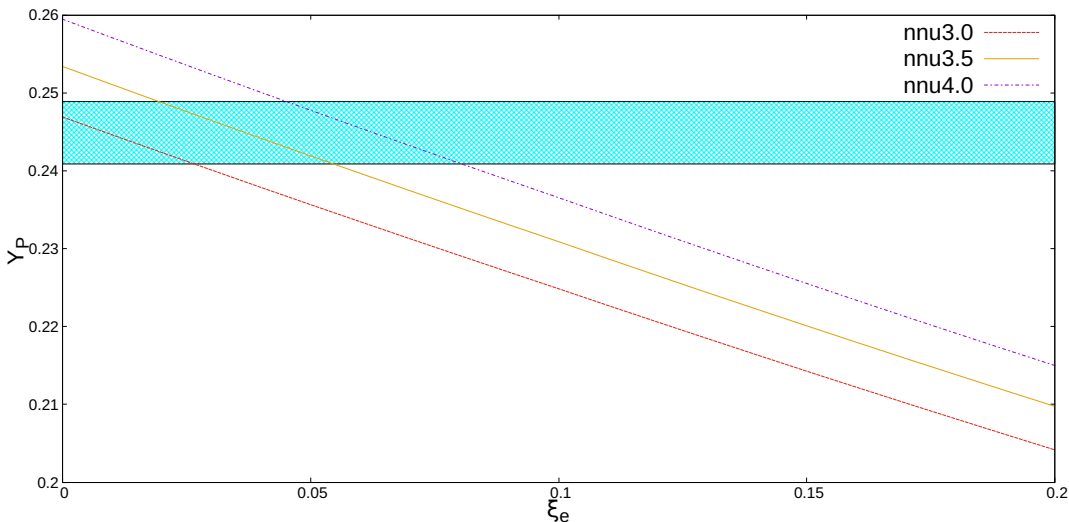


FIG. 1: Effects of electron-type lepton asymmetry ξ_e and the relativistic degrees of freedom N_{eff} on the helium abundance Y_P . A larger N_{eff} leads to a larger Y_P , while a larger ξ_e suppresses the resulting Y_P . The shading rectangle illustrates the value of the Y_P measurement: $Y_P = 0.2449 \pm 0.0040$ [38].

The Monte Carlo analysis has been carried out using datasets (CMB + BAO + BBN + JLA + R19). The posteriors of parameters are summarized in Fig. 2. We show the results

of four different neutrino degeneracy parameters $\xi_e = 0, 0.02, 0.04,$ and 0.06 . As ξ_e increases, a larger N_{eff} and, as the results, H_0 are allowed and the predicted Y_P decreases. With the change in Y_P , χ^2 for the Y_P measurement is minimized for $\xi_e \sim 0.04$.

The best-fit values of some quantities and the values of χ^2 for the best-fit points of N_{eff} models with several values of electron-type lepton degeneracy ξ_e are summarized in Tab. I. The total χ^2 is also minimized at $\xi_e \simeq 0.04$ for two reasons. One is that, just mentioned above, light elements observations prefer $\xi_e \sim 0.04$ ($\chi_{\text{Abund}}^2 = \chi_{\text{Cooke17}}^2 + \chi_{\text{Aver15}}^2$ at $\xi_e = 0.04$ is about one-ninth of at $\xi_e = 0.00$). The other reason is that the above datasets include R19, which indicates a larger H_0 . When we introduce large asymmetry (e.g. $\xi_e = 0.06$), a larger N_{eff} is required, then the Hubble tension could be relaxed greatly. However, such a too large N_{eff} is hardly compatible with both CMB and BBN. Therefore, we conclude that the most preferred electron lepton asymmetry is $\xi_e = 0.04$. This is consistent with the previous works: $\xi = -0.002_{-0.111}^{+0.114}$ (95%) in Ref. [53]. We obtain

$$N_{\text{eff}} = 3.46 \pm 0.13, \quad H_0 = 70.43 \pm 0.84 \text{ km/s/Mpc}, \quad \text{for } \xi_e = 0.04 \quad (8)$$

(68%, Planck + BAO + Pantheon + R19 + BBN).

The values (8) show that the mean central value exceeds $H_0 = 70.0$ km/s/Mpc in $\xi_e = 0.04$ cosmology. The best-fit value is displayed in Tab. I. By comparing the values (8) with the previous ones (1) for vanishing ξ based on the same data set, we find favored values of ΔN_{eff} is significantly shifted as $0.3 \lesssim \Delta N_{\text{eff}} \lesssim 0.6$ due to the lepton asymmetry.

We have also performed the analysis with the only distant data sets: Planck +BAO+BBN at $\xi_e = 0.04$, which is the best-fit point for the combination of local and distant observations. The result is shown in Fig. 3 with Λ CDM and N_{eff} without any neutrino degeneracy for comparison. We obtain

$$N_{\text{eff}} = 3.22 \pm 0.29, \quad H_0 = 68.6 \pm 2.0 \text{ km/s/Mpc}, \quad \text{for } \xi_e = 0.04 \quad (9)$$

(95%, Planck + BAO + BBN).

For comparison, we note

$$N_{\text{eff}} = 2.98_{-0.27}^{+0.28}, \quad H_0 = 67.2_{-1.9}^{+2.0} \text{ km/s/Mpc}, \quad \text{for } \xi_e = 0.00 \quad (10)$$

(95%, Planck + BAO + BBN),

Parameter	$\xi_e=0.00$	$\xi_e=0.02$	$\xi_e=0.04$	$\xi_e=0.06$
N_{eff}	3.243	3.313	3.455	3.634
H_0 [km/s/Mpc]	69.632	69.716	70.258	71.701
Y_P	0.250	0.246	0.243	0.241
χ_{Cooke17}^2	0.10	0.06	1.5×10^{-3}	6.6×10^{-6}
χ_{Aver15}^2	1.45	0.08	0.17	0.97
χ_{H074p03}^2	9.59	9.23	7.06	2.69
χ_{JLA}^2	1034.74	1034.74	1034.75	1034.81
χ_{prior}^2	4.31	2.31	3.20	7.23
χ_{CMB}^2	2781.60	2783.90	2782.84	2783.71
χ_{BAO}^2	5.80	5.41	5.38	6.57
χ_{total}^2	3837.61	3835.72	3833.39	3836.22

TABLE I: The best-fit χ^2 for a N_{eff} model with and without a lepton asymmetry. Here, for reference, we note that the value of $\chi_{\text{total}}^2 = 3841.52$ for ΛCDM under the same data set has been derived [18].

and quote $N_{\text{eff}} = 2.89 \pm 0.29$ (95%, Planck + BBN) from the Planck paper [1]. As shown in Fig. 3, the value of $H_0 = 70.0$ km/s/Mpc lies in the uncertainty for the best-fit asymmetry $\xi_e = 0.04$, even if we refer only distant observations.

V. SUMMARY

We have studied cosmology with both the extra radiation parameterized by N_{eff} and a large lepton asymmetry, and examined the fit to various cosmological data. In contrast to Ref. [28], we consider the cases that an additional contribution, to N_{eff} beside that comes from the neutrino degeneracy ξ , such as hot axions and right-handed neutrinos although we do not need to specify species.

We have shown that a larger N_{eff} and H_0 are indicated for a larger neutrino degeneracy ξ_e . At the best fit point with $\xi_e = 0.04$ by taking all BBN, CMB, BAO and local measurements into account, the total χ^2 of lepton asymmetric cosmology can be reduced by about 4 from

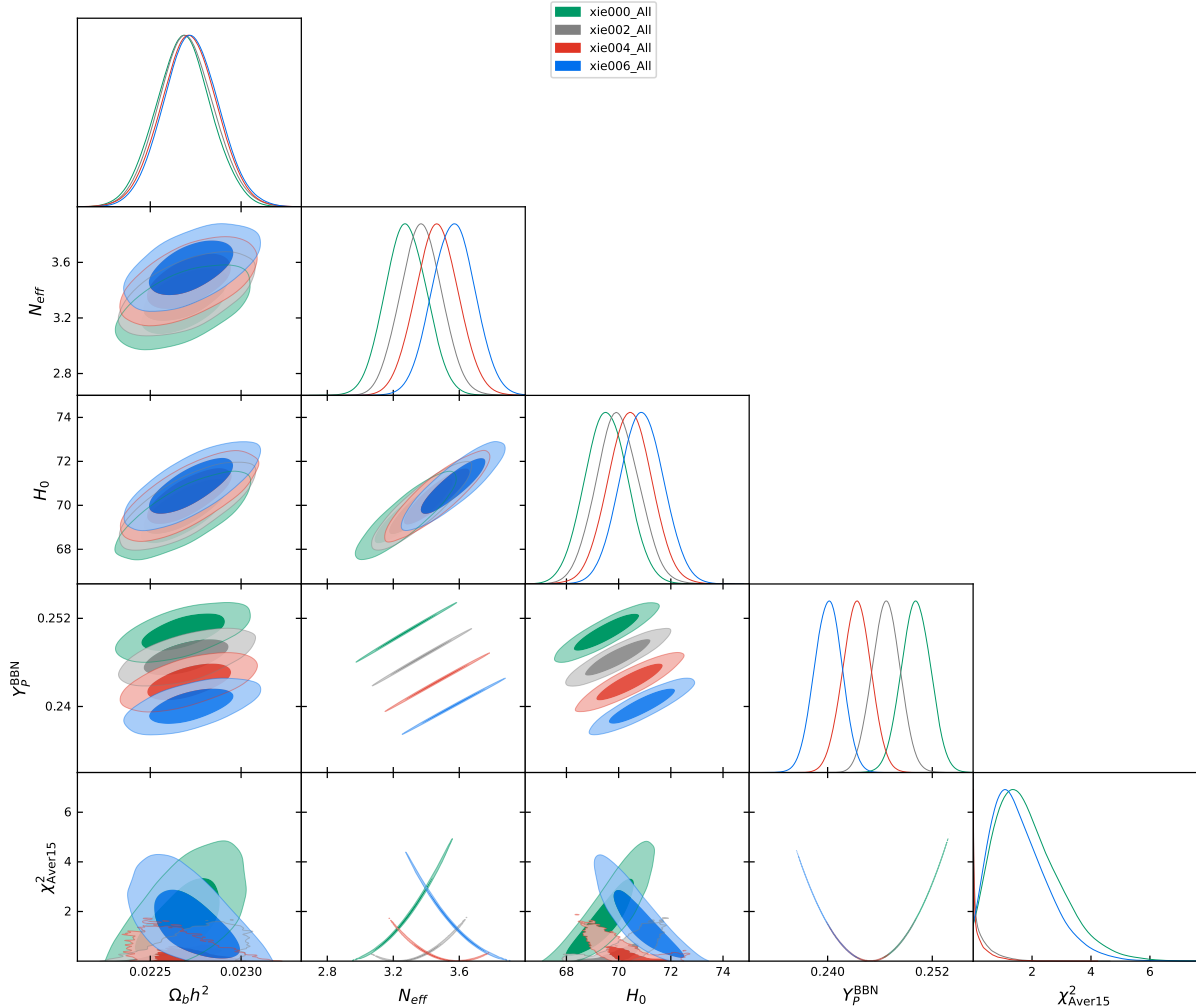


FIG. 2: Posterior distributions of $\Omega_b h^2$, N_{eff} , H_0 , Y_P , and χ^2_{Aver15} on a N_{eff} model for several cases with different amount of lepton asymmetry. This posterior have been derived for all datasets (CMB+BAO+JLA+BBN+R19).

that of N_{eff} and by about 8 from that of ΛCDM model. We conclude that $\xi_e \simeq 0.04$ and $0.3 \lesssim \Delta N_{\text{eff}} \lesssim 0.6$ are favored to ameliorate the Hubble tension. The construction of such a model of particle physics able to reproduce these values would be worth examining.

Even if we analyze only the distant cosmological data of Planck, BAO and BBN, we can find a clear difference between the $N_{\text{eff}} + \xi_e$ models and the ΛCDM . For $\xi_e = 0.04$, the data from Planck, BAO and BBN also infer significantly larger H_0 and N_{eff} . Then, $H_0 = 70.0$ km/s/Mpc is within the uncertainty, hence we might claim that, at least, the tension between the Planck measurement and local H_0 measurements with TRGB calibration could be resolved by a large cosmological lepton asymmetry.

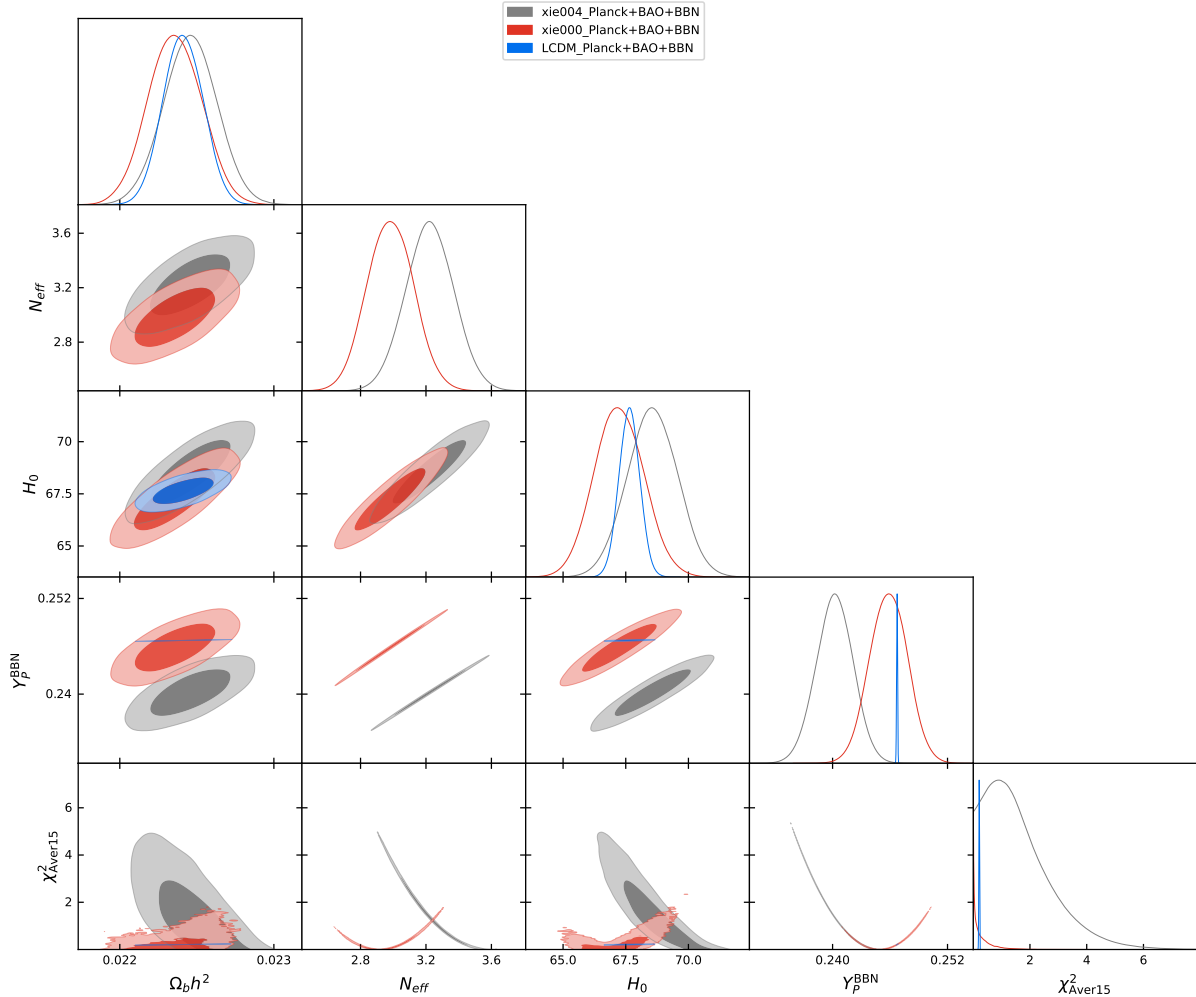


FIG. 3: Same as Fig. 2 for distant datasets (CMB+BAO+BBN) only.

Acknowledgments

This work is supported in part by the Japan Society for the Promotion of Science (JSPS) KAKENHI Grants No. 19K03860, No. 19K03865 and No. 21H00060 (O.S.).

-
- [1] N. Aghanim *et al.* [Planck], *Astron. Astrophys.* **641**, A6 (2020).
 - [2] R. H. Cyburt, B. D. Fields, K. A. Olive and T. H. Yeh, *Rev. Mod. Phys.* **88**, 015004 (2016).
 - [3] G. Mangano, G. Miele, S. Pastor, T. Pinto, O. Pisanti and P. D. Serpico, *Nucl. Phys. B* **729**, 221-234 (2005).
 - [4] M. Escudero, *JCAP* **02**, 007 (2019).

- [5] J. J. Bennett, G. Buldgen, M. Drewes and Y. Y. Y. Wong, JCAP **03**, 003 (2020).
- [6] M. Escudero Abenza, JCAP **05**, 048 (2020).
- [7] K. Akita and M. Yamaguchi, JCAP **08**, 012 (2020).
- [8] J. J. Bennett, G. Buldgen, P. F. De Salas, M. Drewes, S. Gariazzo, S. Pastor and Y. Y. Y. Wong, [arXiv:2012.02726 [hep-ph]].
- [9] S. Aiola *et al.* [ACT], JCAP **12**, 047 (2020).
- [10] G. E. Addison, D. J. Watts, C. L. Bennett, M. Halpern, G. Hinshaw and J. L. Weiland, *Astrophys. J.* **853**, no.2, 119 (2018).
- [11] N. Schöneberg, J. Lesgourgues and D. C. Hooper, JCAP **10**, 029 (2019).
- [12] A. G. Riess *et al.*, *Astrophys. J.* **855**, no.2, 136 (2018).
- [13] A. G. Riess, S. Casertano, W. Yuan, L. M. Macri and D. Scolnic, *Astrophys. J.* **876**, no.1, 85 (2019).
- [14] K. C. Wong, S. H. Suyu, G. C. F. Chen, C. E. Rusu, M. Millon, D. Sluse, V. Bonvin, C. D. Fassnacht, S. Taubenberger and M. W. Auger, *et al.* *Mon. Not. Roy. Astron. Soc.* **498**, no.1, 1420-1439 (2020).
- [15] W. L. Freedman, B. F. Madore, D. Hatt, T. J. Hoyt, I. S. Jang, R. L. Beaton, C. R. Burns, M. G. Lee, A. J. Monson and J. R. Neeley, *et al.* *Astrophys. J.* **882**, 34 (2019).
- [16] E. Di Valentino, O. Mena, S. Pan, L. Visinelli, W. Yang, A. Melchiorri, D. F. Mota, A. G. Riess and J. Silk, [arXiv:2103.01183 [astro-ph.CO]].
- [17] D. M. Scolnic, D. O. Jones, A. Rest, Y. C. Pan, R. Chornock, R. J. Foley, M. E. Huber, R. Kessler, G. Narayan and A. G. Riess, *et al.* *Astrophys. J.* **859**, no.2, 101 (2018).
- [18] O. Seto and Y. Toda, [arXiv:2101.03740 [astro-ph.CO]].
- [19] F. D’Eramo, R. Z. Ferreira, A. Notari and J. L. Bernal, JCAP **11**, 014 (2018).
- [20] M. Escudero, D. Hooper, G. Krnjaic and M. Pierre, JHEP **03**, 071 (2019).
- [21] G. Beaudet and P. Goret, *Astronomy and Astrophysics*, **49**, no. 3, 415-419 (1976).
- [22] J. Lesgourgues and S. Pastor, *Phys. Rev. D* **60**, 103521 (1999).
- [23] P. D. Serpico and G. G. Raffelt, *Phys. Rev. D* **71**, 127301 (2005).
- [24] M. Shiraishi, K. Ichikawa, K. Ichiki, N. Sugiyama and M. Yamaguchi, JCAP **07**, 005 (2009).
- [25] D. Kirilova, *Hyperfine Interact.* **215**, no.1-3, 111-118 (2013).
- [26] A. Caramete and L. A. Popa, JCAP **02**, 012 (2014).
- [27] C. T. Yang, J. Birrell and J. Rafelski, [arXiv:1812.05157 [hep-ph]].

- [28] G. Barenboim, W. H. Kinney and W. I. Park, *Eur. Phys. J. C* **77**, no.9, 590 (2017).
- [29] G. B. Gelmini, M. Kawasaki, A. Kusenko, K. Murai and V. Takhistov, *JCAP* **09**, 051 (2020).
- [30] R. Foot, M. J. Thomson and R. R. Volkas, *Phys. Rev. D* **53**, R5349-R5353 (1996).
- [31] X. D. Shi, *Phys. Rev. D* **54**, 2753-2760 (1996).
- [32] A. Casas, W. Y. Cheng and G. Gelmini, *Nucl. Phys. B* **538**, 297-308 (1999).
- [33] J. McDonald, *Phys. Rev. Lett.* **84**, 4798-4801 (2000).
- [34] M. Kawasaki, F. Takahashi and M. Yamaguchi, *Phys. Rev. D* **66**, 043516 (2002).
- [35] M. Yamaguchi, *Phys. Rev. D* **68**, 063507 (2003).
- [36] F. Takahashi and M. Yamaguchi, *Phys. Rev. D* **69**, 083506 (2004).
- [37] M. Shaposhnikov, *JHEP* **08**, 008 (2008).
- [38] E. Aver, K. A. Olive and E. D. Skillman, *JCAP* **07**, 011 (2015).
- [39] A. D. Dolgov, S. H. Hansen, S. Pastor, S. T. Petcov, G. G. Raffelt and D. V. Semikoz, *Nucl. Phys. B* **632**, 363-382 (2002).
- [40] Y. Y. Y. Wong, *Phys. Rev. D* **66**, 025015 (2002).
- [41] K. N. Abazajian, J. F. Beacom and N. F. Bell, *Phys. Rev. D* **66**, 013008 (2002).
- [42] S. Pastor, T. Pinto and G. G. Raffelt, *Phys. Rev. Lett.* **102**, 241302 (2009).
- [43] G. Barenboim, W. H. Kinney and W. I. Park, *Phys. Rev. D* **95**, no.4, 043506 (2017).
- [44] C. P. Ma and E. Bertschinger, *Astrophys. J.* **455**, 7-25 (1995).
- [45] A. Lewis and S. Bridle, *Phys. Rev. D* **66**, 103511 (2002).
- [46] R. Consiglio, P. F. de Salas, G. Mangano, G. Miele, S. Pastor and O. Pisanti, *Comput. Phys. Commun.* **233**, 237-242 (2018).
- [47] N. Aghanim *et al.* [Planck], *Astron. Astrophys.* **641**, A8 (2020).
- [48] F. Beutler, C. Blake, M. Colless, D. H. Jones, L. Staveley-Smith, L. Campbell, Q. Parker, W. Saunders and F. Watson, *Mon. Not. Roy. Astron. Soc.* **416**, 3017-3032 (2011).
- [49] A. J. Ross, L. Samushia, C. Howlett, W. J. Percival, A. Burden and M. Manera, *Mon. Not. Roy. Astron. Soc.* **449**, no.1, 835-847 (2015).
- [50] S. Alam *et al.* [BOSS], *Mon. Not. Roy. Astron. Soc.* **470**, no.3, 2617-2652 (2017).
- [51] R. J. Cooke, M. Pettini and C. C. Steidel, *Astrophys. J.* **855**, no.2, 102 (2018).
- [52] R. J. Cooke, *Astrophys. J. Lett.* **812**, no.1, L12 (2015).
- [53] I. M. Oldengott and D. J. Schwarz, *EPL* **119**, no.2, 29001 (2017).