

Majorana correlations in the Kitaev model with ordered-flux structures

Akihisa Koga,¹ Yuta Murakami,¹ and Joji Nasu^{2,3}

¹*Department of Physics, Tokyo Institute of Technology, Meguro, Tokyo 152-8551, Japan*

²*Department of Physics, Yokohama National University, Hodogaya, Yokohama 240-8501, Japan*

³*PRESTO, Japan Science and Technology Agency, Honcho Kawaguchi, Saitama 332-0012, Japan*

(Dated: April 7, 2021)

We study the effects of the flux configurations on the emergent Majorana fermions in the $S = 1/2$ Kitaev model on a honeycomb lattice, where quantum spins are fractionalized into itinerant Majorana fermions and localized fluxes. A quantum spin liquid appears as the ground state of the Kitaev model in the flux-free sector, which has intensively been investigated so far. In this flux sector, the Majorana fermion system has linear dispersions and shows power law behavior in the Majorana correlations. On the other hand, periodically-arranged flux configurations yield low-energy excitations in the Majorana fermion system, which are distinctly different from those in the flux-free state. We find that one of the periodically arranged flux states results in the gapped Majorana dispersion and the exponential decay in the Majorana correlations. The Kitaev system with another flux configuration exhibits a semi-Dirac like dispersion, leading to the power law decay with a smaller power than that in the flux-free sector along symmetry axes. We also examine the effect of the randomness in the flux configurations and clarify that the Majorana density of states is filled by increasing the flux density, and power-law decay in the Majorana correlations remains. The present results could be important to control the motion of Majorana fermions, which carries the spin excitations, in the Kitaev candidate materials.

I. INTRODUCTION

Spin transport in the quantum spin systems has attracted much interest as a fundamental magnetic phenomenon but also in applications to spintronics. In the insulating magnets, the spin degrees of freedom are carried by the magnons in the magnetically ordered states with long-range spin-spin correlations. A flow of the spin angular momentum has been observed experimentally in the compounds such as $\text{Y}_3\text{Fe}_5\text{O}_{12}$ and $\text{LaY}_2\text{Fe}_5\text{O}_{12}$ [1–4]. By contrast, the spin transport in the nonmagnetic state has been discussed recently. One of the typical examples is the one-dimensional antiferromagnetic Heisenberg chain [5, 6], where a quantum spin liquid is realized with quasi-long range spin-spin correlations. The measurement of the spin Seebeck effect in the candidate compound Sr_2CuO_3 has clarified that the spinons can carry the excitations of the spin degree of freedom [6]. In this system, the spin transport is governed by the gapless dispersion of the spinons originating from the quasi-long range spin-spin correlations.

Another candidate of quantum spin liquids is provided by the Kitaev quantum spin model [7], which has been extensively examined [8–17]. This model is exactly solvable and possesses two types of elementary excitations: itinerant Majorana fermions and localized fluxes [7]. In the ground-state flux configuration, the Majorana fermion system is gapless while spin correlations are extremely short-ranged, and a spin gap exists in the magnetic excitations. In our previous paper [18], we have examined the spin transport in the Kitaev model. We have found that the spin excitation propagates in the Kitaev quantum spin liquid despite the short-ranged spin correlations. Also, it has been clarified that the spin transport is carried by the Majorana fermions and its velocity corresponds to the slope of the linear dispersion [19]. These suggest the importance of the Majorana correlations for the spin transport in the Kitaev system. Nevertheless, these correlations have not been discussed in detail. Furthermore, it is not

clear how Majorana correlations are affected by the spatial distribution of fluxes, which are the other degrees of freedom owing to the spin fractionalization. Then, a question arises: Is it possible to manipulate the motion of itinerant Majorana fermions and to generate a “Majorana insulator” in terms of the fluxes? It is highly desired to examine how the spin transport mediated by the Majorana fermions is controlled by the flux degree of freedom when one considers the realistic spintronic devices using the Kitaev candidate materials such as A_2IrO_3 ($\text{A}=\text{Li}, \text{Na}, \text{Cu}$) [20–25], $\alpha\text{-RuCl}_3$ [26, 27], YbCl_3 [28], and Os_xCl_3 [29]. This problem should be common to the honeycomb lattice systems with linear dispersions like graphene, where the periodic defects or impurities make the Dirac semi-metallic system insulating [30, 31].

Motivated by this, we investigate how the Majorana correlations are affected by the flux configurations in the Kitaev model. In particular, we focus on two uniform flux and two ordered-flux configurations. We find that the linear dispersions are present in the uniform cases and the Majorana correlations are well scaled by its velocity and the number of the point node. We also find that the periodically-aligned flux configurations induce distinct low-energy features, gapped and semi-Dirac type dispersions. The present results suggest that the flux configurations play a crucial role for the low-energy properties of the Majorana fermions. Since these mediate the spin transport in the Kitaev spin liquids, we expect that the mobility can be manipulated by the flux degree of freedom, which might be useful for applications to spintronic devices. We also address how the random flux configuration affects Majorana correlations, which may be important to discuss the stability of the spin transport against thermal fluctuations.

The paper is organized as follows. In Sec. II, we introduce the Kitaev model on the honeycomb lattice and briefly explain our methods. The low-energy properties and Majorana correlations for the systems with flux configurations are discussed in Sec. III. A summary is given in the last section. The effects

of the three-spin interactions are discussed in Appendix A.

II. MODEL AND HAMILTONIAN

We consider the Kitaev model on the honeycomb lattice given by

$$H = -J_x \sum_{\langle i,j \rangle_x} S_i^x S_j^x - J_y \sum_{\langle i,j \rangle_y} S_i^y S_j^y - J_z \sum_{\langle i,j \rangle_z} S_i^z S_j^z, \quad (1)$$

where $\langle i,j \rangle_\alpha$ stands for the nearest-neighbor pair on the $\alpha (= x, y, z)$ bonds, as depicted in Fig. 1(a). $S_i^\alpha (= \frac{1}{2} \sigma_i^\alpha)$ is the α component of the $S = 1/2$ spin at i th site and σ^α is the α component of the Pauli matrices. J_α is the exchange coupling on the α bonds. In this model, there are local conserved quan-

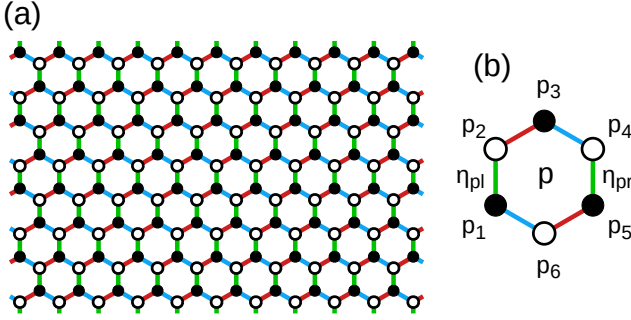


FIG. 1. (a) $S = 1/2$ Kitaev model on the honeycomb lattice. Red, blue, and green lines represent the x -, y -, and z -bonds, respectively. (b) Hexagonal plaquette with sites p_1, p_2, \dots, p_6 shown for the local operator W_p . η_{pl} and η_{pr} denote the left and right z -bonds on the plaquette.

tities on hexagonal plaquettes in the honeycomb lattice. The corresponding operator W_p is defined on each plaquette p as

$$W_p = \sigma_{p_1}^x \sigma_{p_2}^y \sigma_{p_3}^z \sigma_{p_4}^x \sigma_{p_5}^y \sigma_{p_6}^z, \quad (2)$$

where $p_i (i = 1, 2, \dots, 6)$ is the site in the plaquette p [see Fig. 1(b)]. One finds $W_p^2 = 1$, $[H, W_p] = 0$ and $[W_p, W_q] = 0$. Therefore, the eigenstates for the Hamiltonian Eq. (1) can be specified by the set of w_p , $|\psi\rangle = |\psi; \{w_p\}\rangle$, where $w_p (= \pm 1)$ is the eigenvalue of the local operator W_p . The anticommutation relation $\{W_p, S_{p_1}^y\} = 0$ leads to the absence of the spin moment ($\langle \psi | S_{p_1}^y | \psi \rangle = 0$), and long-range spin-spin correlations [$\langle \psi | S_{p_1}^y S_i^\alpha | \psi \rangle = 0$ ($i \neq p_6$ and $\alpha \neq y$)]. Since this relation is satisfied for each topologically equivalent plaquette in the system, the quantum spin liquid state without spin-spin correlations beyond nearest neighbor sites is realized for any configuration of w_p . It is known that the ground state belongs to the subspace with $w_p = 1$ for all plaquettes [7]. This allows us to regard a plaquette with $w_p = -1$ as an excited flux and the subspace for the ground state can be identified as a flux-free sector.

To discuss how flux configurations affect low-energy properties, we introduce a Majorana representation for the Kitaev spin model given in Eq (1). First, we make use of

Jordan-Wigner transformations $S_i^+ = \prod_{i'}^{i-1} (1 - 2n_{i'}) a_i^\dagger$, $S_i^- = \prod_{i'}^{i-1} (1 - 2n_{i'}) a_i$, $S_i^z = n_i - \frac{1}{2}$, where a_i^\dagger and a_i are the creation and annihilation operator of the fermion at i th site. The Hamiltonian is then expressed as

$$H = -\frac{J_x}{4} \sum_{(rb,r'w)_x} (a_{rb} - a_{r'w}^\dagger)(a_{r'w} + a_{r'w}^\dagger) - \frac{J_y}{4} \sum_{(rb,r'w)_y} (a_{rb} + a_{r'w}^\dagger)(a_{r'w} - a_{r'w}^\dagger) - \frac{J_z}{4} \sum_r (2n_{rb} - 1)(2n_{r'w} - 1), \quad (3)$$

where $a_{rb}(a_{r'w})$ is an annihilation operator of the fermion at the black (white) site on the r th z -bond and $(rb, r'w)_\alpha$ means the nearest neighbor pair linked by the α -bond [see Fig. 1(a)]. Furthermore, Majorana fermion operators $\gamma, \tilde{\gamma}$ are introduced [32–34] as,

$$\begin{cases} i\gamma_{rw} = a_{rw} - a_{r'w}^\dagger \\ \tilde{\gamma}_{rw} = a_{rw} + a_{r'w}^\dagger \end{cases}, \quad \begin{cases} \gamma_{rb} = a_{rb} + a_{r'b}^\dagger \\ i\tilde{\gamma}_{rb} = a_{rb} - a_{r'b}^\dagger \end{cases}, \quad (4)$$

where Majorana operators satisfy $\gamma_i^\dagger = \gamma_i$, $\tilde{\gamma}_i^\dagger = \tilde{\gamma}_i$, $\{\gamma_i, \gamma_j\} = \{\tilde{\gamma}_i, \tilde{\gamma}_j\} = 2\delta_{ij}$. The Hamiltonian Eq. (1) is then rewritten as,

$$H = -\frac{iJ_x}{4} \sum_{(rb,r'w)_x} \gamma_{rb} \gamma_{r'w} - \frac{iJ_y}{4} \sum_{(rb,r'w)_y} \gamma_{rb} \gamma_{r'w} - \frac{iJ_z}{4} \sum_r \eta_r \gamma_{rb} \gamma_{r'w}, \quad (5)$$

where $\eta_r = i\tilde{\gamma}_{rb} \tilde{\gamma}_{r'w}$. Since $[H, \eta_r] = 0$, $[\eta_r, \eta_{r'}] = 0$, and $\eta_r^2 = 1$, η_r is a Z_2 local conserved quantity. Namely, on a certain plaquette, the local operator W_p is represented as $W_p = \eta_{pl} \eta_{pr}$, where η_{pl} and η_{pr} are defined on the left and right z -bonds on the plaquette p [see Fig. 1(b)]. Then, each flux configuration is described by the set of $\{\eta_r\}$ and low-energy properties can be discussed on the basis of Eq. (5).

In the present study, we focus on two uniform flux configurations and two periodically-aligned flux configurations, as shown in Fig. 2. Diagonalizing the Majorana Hamiltonian in each flux configuration, we calculate the dispersion relation of the itinerant Majorana fermions $E(\mathbf{k})$ and its density of states $\rho(E)$. Furthermore, we calculate Majorana correlation functions $C(d_{rr'}) = |\langle \gamma_{rb} \gamma_{r'w} \rangle|$ along the horizontal axis as one of symmetry axes, where $d_{rr'} = |r - r'|$. Namely, Majorana correlations in the same sublattice are exactly zero $\langle \gamma_{rb} \gamma_{r'b} \rangle = \langle \gamma_{r'w} \gamma_{r'w} \rangle = 0$ for arbitrary r and r' since the system is bipartite.

Here, we introduce the unit cell including six z -bonds with $\{\eta_A, \eta_B, \dots, \eta_F\}$, as shown in Fig. 3(a). This allows us to treat four configurations shown in Fig. 2 on an equal footing for the Majorana representation given in Eq. (5). The uniform flux configurations I, II and ordered-flux configurations III, IV are specified by $\eta^{(I)} = \{1, 1, 1, 1, 1, 1\}$, $\eta^{(II)} = \{1, -1, 1, -1, 1, -1\}$, $\eta^{(III)} = \{1, 1, 1, -1, -1, -1\}$, and $\eta^{(IV)} = \{1, -1, 1, 1, -1, 1\}$, respectively. The Brillouin zone for the Kitaev model is originally given by the hexagon in Fig. 3(b), where the lattice constant is set as a unit of length. The reduced one for the large unit cell is represented by the rectangle, which is shown as

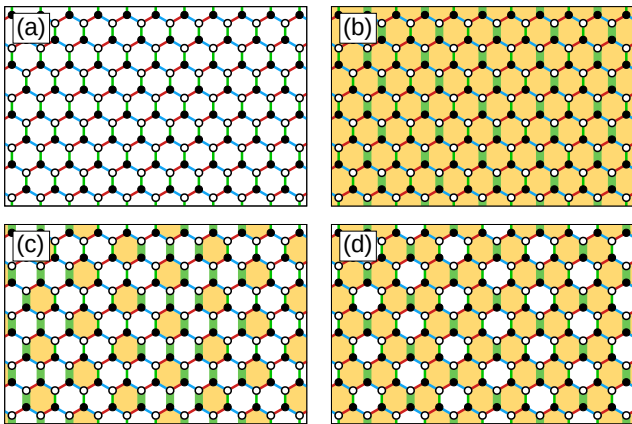


FIG. 2. Four flux configurations in the Kitaev model on the honeycomb lattice. Each empty (shaded) hexagon on the plaquette p represents the eigenvalue of the local conserved quantity $w_p = 1$ ($w_p = -1$). Thin (bold) green lines on the r th z -bond represent $\eta_r = 1$ ($\eta_r = -1$). The ground state (the configuration I) of the Kitaev model belongs to the subspace with $\{w_p = 1\}$ (a). The configuration II is specified by the full-flux state (b). (c) and (d) represent the ordered-flux configurations III and IV, respectively.

the shaded area. Hereafter, we restrict our discussions to the isotropic case with $J = J_x = J_y = J_z$. We then examine the low-energy excitations in the Kitaev models with the different flux configurations.

III. RESULTS

A. Ordered-flux configurations

First, we focus on the uniform flux configurations I and II to discuss the low-energy properties of the Majorana fermions and Majorana correlations in the Kitaev model. By diagonalizing the Hamiltonians with fixed configurations $\eta^{(I)}$ and $\eta^{(II)}$, we obtain the dispersion relations and density of states, as shown in Fig. 4. It is known that, in the ground state with the flux-free configuration I, the elementary excitations have the gapless dispersion with the velocity $v_I = (\sqrt{3}/4)J$ [7]. Namely, the corresponding nodal points appear at K and K' points in the original Brillouin zone, while at the Γ point in this reduced one. This massless dispersion leads to the long-range propagation in the spin transport [18, 19]. We also evaluate the flux gap $\Delta_F = 0.066J$ [7, 35], which is obtained by the lowest energy change by flipping two neighboring w_p in the finite cluster with $N = 2 \times 180 \times 180$, where N is the number of sites. It is also found that in the state with the flux configuration II, there exist gapless excitations and the nodal points are located between the Γ and S points, as shown in Fig. 4(a). Its velocity is given by $v_{II} = (\sqrt{2}/4)J$, which is slightly smaller than v_I . We note that, in the Majorana fermion system with the flux configuration II, two nodal points are located at $(k_x, k_y) = (\pi/6, \sqrt{3}\pi/6)$ and $(-\pi/6, -\sqrt{3}\pi/6)$, and thereby the total number is four, $n_{II} = 4$. This is twice larger

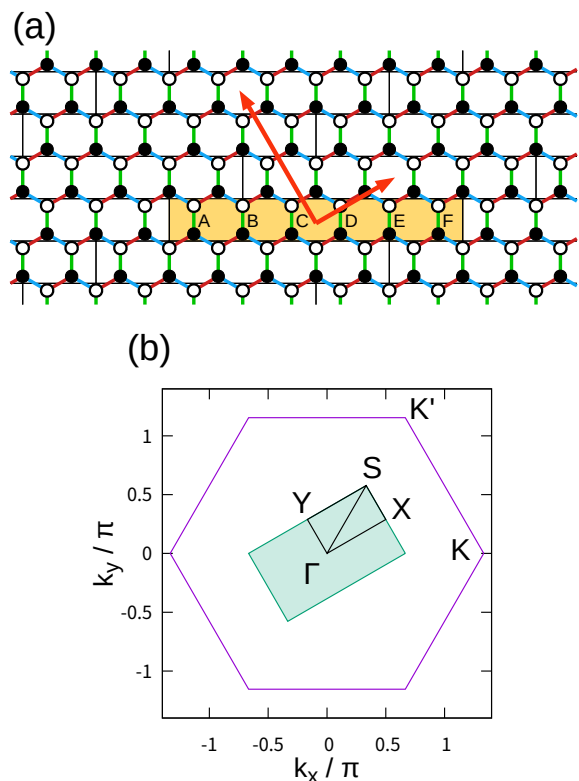


FIG. 3. (a) Shaded region represents the unit cell and two bold arrows represent the translation vectors for the unit cell. (b) The corresponding Brillouin zone.

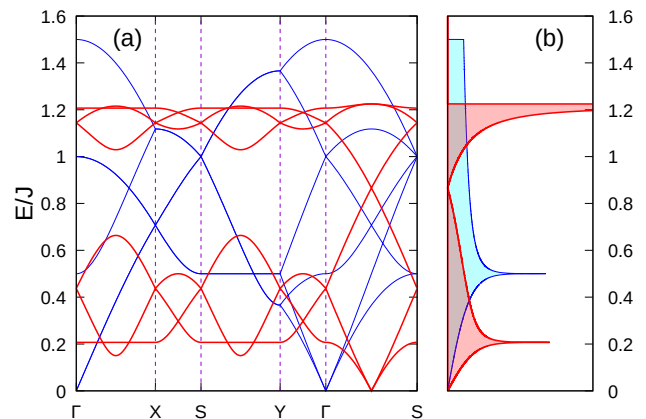


FIG. 4. (a) Thin blue (bold red) lines represent dispersion relations in the system with the flux configuration I (II). (b) The corresponding density of states.

than that for the configuration I, $n_I = 2$. These lead to a large difference in the density of states at low-energy region [see Fig. 4(b)] since it is given by $\rho(E) \sim (\sqrt{3}/4\pi)nE/v^2$. The flux gap of the system with the flux configuration II is obtained as $\Delta_F = 0.077J$.

Figure 5 shows the Majorana correlation functions for the

ground states in two uniform flux sectors I and II along the symmetry directions. It is found that the Majorana correlation

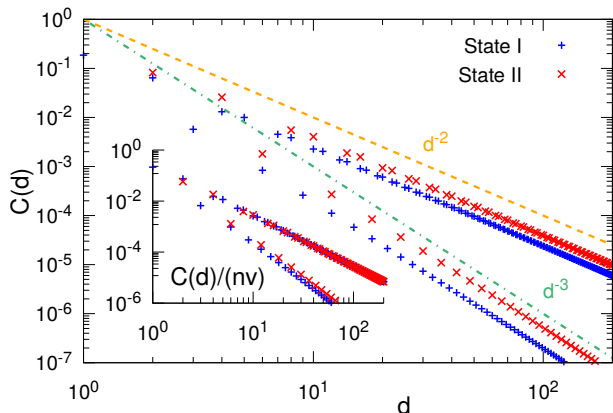


FIG. 5. Majorana correlation $C(d)$ as a function of the distance d . Two lines with distinct powers are guides to eyes. The inset shows rescaled Majorana correlations $C(d)/nv$.

functions decay with period 3 in both cases. A similar oscillatory behavior has been observed in the finite size dependence of the energy [7] and flux gap [35]. These common features originate from the Kitaev spin liquid with the gapless linear dispersions in the Majorana fermion systems. An important point is that both Majorana correlations exhibit two types of d dependence. One is a power-law decay with d^{-2} , which is a dominant contribution while the other is scaled by d^{-3} . The power law behavior is consistent with the absence of the excitation gap in the Majorana dispersion. This is in contrast to the fact that there are gapped spin excitations and spin-spin correlations are extremely short-ranged. We also find in Fig. 5 that the Majorana correlation in the flux configuration I is smaller than that in II. The difference comes from the number of the nodal points n , and their velocities v . To clarify this issue, we show C/nv in the inset of Fig. 5. The two curves for the dominant contribution in the flux configurations I and II appear to be on a common curve, suggesting that it is scaled by nv .

Next, we consider the ordered flux configurations III and IV as shown in Figs. 2(c) and 2(d). These flux configurations are characterized by the same unit vectors, while different low-energy properties appear. The dispersion relation and density of states are shown in Figs. 6(a) and 6(b). We find that, in Majorana fermion system with the flux configuration III, the finite Majorana excitation gap ($\Delta_M = 0.177J$) appears in the low-energy region in addition to the finite energy gap around $E = 0.6J$. This leads to the exponential decay in the Majorana correlations, as shown in Fig. 7(a). Therefore, we can say that the ‘‘Majorana insulator’’ is realized by this periodically-aligned flux configuration. Indeed, this state is topologically trivial, which will be discussed in Appendix A. On the other hand, the system with the flux configuration IV is gapless at the Γ and S points, as shown in Fig. 6(a). We wish to note that these points are characterized by semi-Dirac like behavior, where the dispersion relation is parabolic along a certain axis and linear along the other.

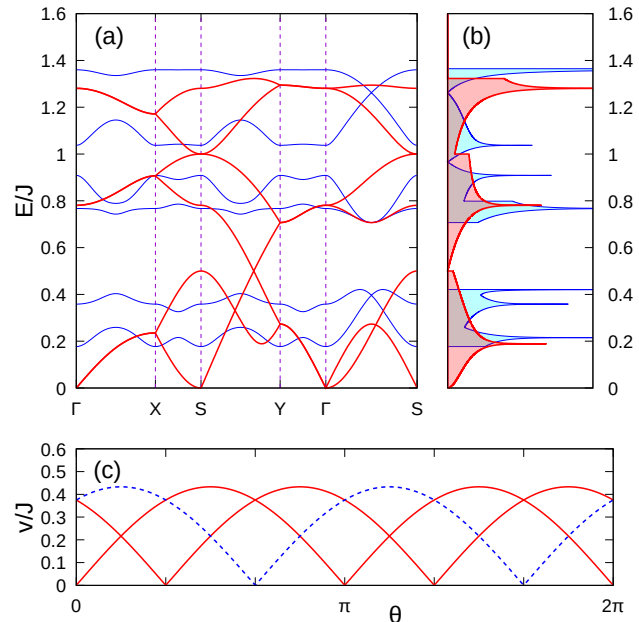


FIG. 6. (a) Thin blue (bold red) lines represent the dispersion relations in the system with the flux configuration III (IV). (b) the corresponding density of states (c) Solid red (dashed blue) lines represent the Majorana velocity around the Γ (S) point in the state with the flux configuration IV.

Namely, there are two semi-Dirac like dispersions at the Γ point and one at the S point. Figure 6(c) shows the angle θ dependence of the velocity at $\mathbf{k}_0 (= \Gamma \text{ or } S)$, where it is defined by $v(\theta) = \lim_{\Delta\mathbf{k} \rightarrow 0} E(\mathbf{k}_0 + \Delta\mathbf{k})/|\Delta\mathbf{k}|$ with $\theta = \tan^{-1} \Delta k_y / \Delta k_x$. It is found that, in the case with $[\theta = m\pi/3 (m = 0, 1, \dots, 5)]$, one of three velocities vanishes and its dispersion is parabolic. This yields interesting low-energy dependence in the density of states, $\rho(E) \sim E^{1/2}$. Figure 7(b) shows that Majorana correlations in the state with the flux configuration IV. We find that, in the short range region ($d < 40$), the values of correlations are randomly distributed, in contrast to the configurations I, II, and III with a certain periodicity in $C(d)$. On the other hand, power law behavior clearly appears in larger d region, where Majorana correlation function obeys d^{-3} dominantly and smaller correlations show a decay with d^{-4} . The behavior is in contrast to that in the cases I and II with the isotropic linear dispersion discussed above. Namely, Majorana correlations in the other directions should obey d^{-2} since Majorana fermions have the finite velocity, as shown in Fig. 6(c).

B. Effects of the disorder in flux configurations

We also consider the effects of the flux disorder in the ordered-flux Kitaev systems discussed above, which should be important to understand how robust the spin transport is against thermal fluctuations in the realistic materials. Now, the flux density is defined as $n_F = N_F/N_p = 2N_F/N$, where N_F and N_p are the numbers of fluxes and plaquettes, respec-

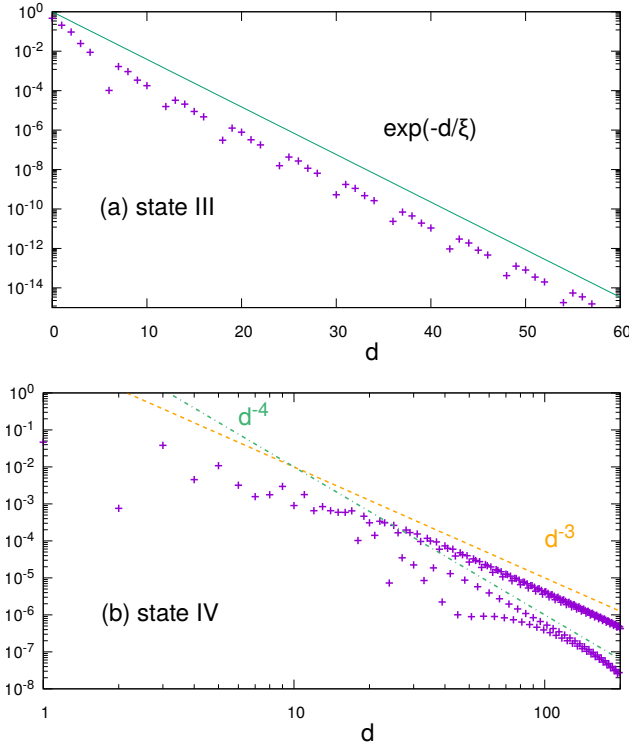


FIG. 7. Majorana correlation functions in the system with the flux-lattice configurations III (a) and IV (b). Note that (a) and (b) are semi-log and log-log plots. Solid line in (a) represents the exponential function with $\xi = 1.8$. Dashed and dot-dashed lines in (b) represent the functions with d^{-3} and d^{-4} , for reference.

tively. In the system with $n_F = 0.5$, the fluxes are randomly distributed, and its ground state should capture the essence of the Kitaev system at the intermediate temperatures [36, 37]. When $n_F = 0$ ($n_F = 1$), the flux-free (full-flux) configuration is realized with long-range Majorana correlations. By contrast, in the general case with $0 < n_F < 1$, one may expect that the randomness yields the localization in each wave function, leading to short-ranged correlations. Therefore, it is not clear how the Majorana correlations are changed by the flux disorder. To clarify the effects of the random flux configurations, we prepare more than hundred distinct clusters with $N = 2 \times 180 \times 180$. We diagonalize the Hamiltonian for each flux configuration by means of the singular value decomposition [35, 38]. The obtained ground state energy E_g as a function of the flux density n_F is shown in Fig. 8(a). We find that the minimum of the curve is located at $n_F = 0$, which is consistent with the fact that the ground state of the Kitaev model is indeed realized in the flux-free sector [7]. The maximum is located around $n_F = 0.95$. This implies that the finite energy is necessary to remove a flux in the state with the configuration II, as discussed above. Due to the convex structure in the energy curve, one may expect that the phase separation occurs in the Kitaev system with the fixed flux density. However, W_p is a local conserved quantity in the Kitaev model Eq. (1), and thereby its configuration is never changed. Therefore, the phase separation does not occur in the disordered state.

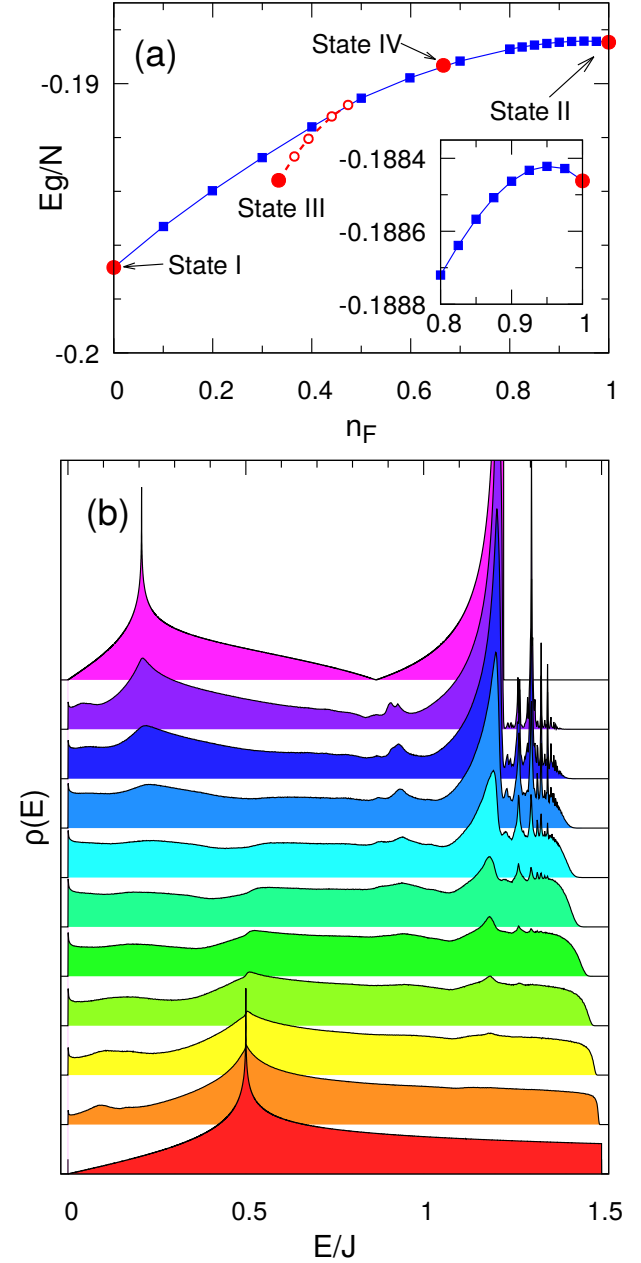


FIG. 8. (a) Ground state energy as a function of the flux density in the system with the random configurations ($N = 2 \times 180 \times 180$). Open circles with the dashed line represent the results for the effect of the flux disorder in the configuration III (see text). (b) Density of states in the Kitaev model with disordered configurations. The data are for $n_F = 0, 0.1, 0.2, \dots$, and 1 from the bottom to the top.

Figure 8(b) shows the density of states for the system with random configurations. When $n_F = 0$, linear behavior appears around $E \sim 0$ and the peak structure appears around $E/J = 0.5$. Introducing the fluxes, we find that the peak structure smears and the density of states around lower energy states increases. In particular, a sharp peak structure develops around $E \sim 0$, suggesting that low-energy excita-

tions are induced by the random fluxes. Similar behavior also appears when some fluxes with $w_p = -1$ are randomly inverted to $w_p = +1$ in the state with the flux configuration II ($n_F = 1$). Namely, the lowest energy level is evaluated around $\Delta_M/J \sim 10^{-5}$ in the finite cluster with $0 < n_F < 1$, which should indicate that the disordered system is gapless in the thermodynamic limit.

Although low-energy properties are clarified in the disordered systems, it is still unclear whether Majorana correlations are long-ranged or not. To clarify this, we calculate the Majorana correlations. The obtained results are shown in Fig. 9. Our results for each n_F suggest that the correla-

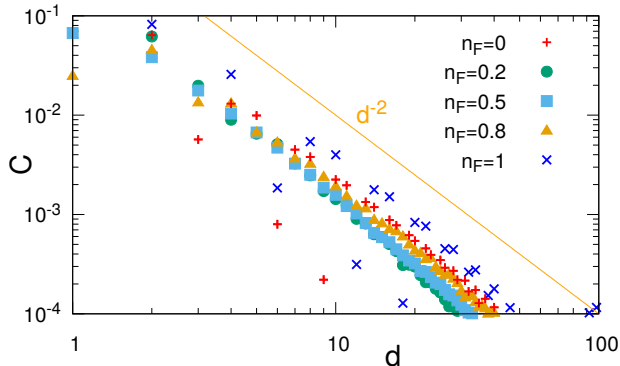


FIG. 9. Majorana correlation function in the Kitaev model with disordered configurations. The data are averaged over more than 100 samples for the cluster with $N = 180 \times 180 \times 2$.

tion function obeys the power law with respect to distance although the boundary effect appears $d \gtrsim 30$. This is similar to the results for both uniform flux configurations I and II. Therefore, the randomness in the flux configuration little affects low-energy properties of the Kitaev spin liquid, which is consistent with the recent results [37].

We also discuss the “Majorana insulator” with the flux configuration III. Its energy $E_g/N = -0.194$ is lower than the random flux states with $n_F = 1/3$ ($E_g/N = -0.192$), which should originate from the gap formation in the Majorana dispersion [see Fig. 8(a)]. To examine the stability of the state against the flux disorder, we prepare the flux disordered configurations, which are obtained by flipping $\{\eta_r\}$ in the configuration III with a certain probability p_3 . The energy for this disordered system is shown as the open circles with the dashed line in Fig. 8. By introducing the disordered fluxes in the configuration III, the properties of the Majorana fermions inherent in the configuration III smear. In fact, the energy increases and approaches the energy curve obtained above around $n_F \sim 0.4$. As for Majorana correlations, power law behavior appear if one focuses on long range behavior. Nevertheless, the rapid decrease still appears in the short range correlations ($d \lesssim 5$), as shown in Fig. 10(a). This implies that the Kitaev system with the gapped flux configuration III is stable against the flux disorder. This is consistent with the fact that the gap structure in the density of states still remains although low-energy states are induced by the disorder, as shown in Fig. 10(b).

Before conclusion, we would like to comment on the spin

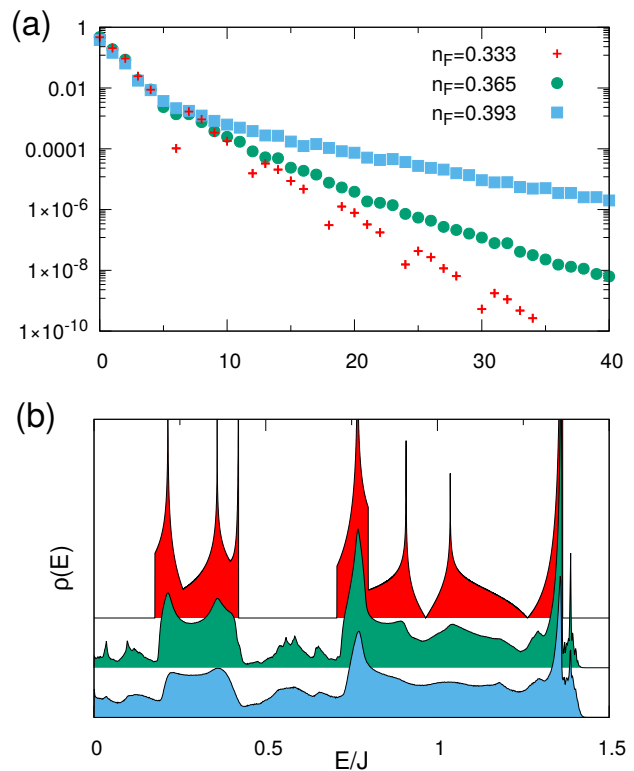


FIG. 10. (a) Majorana correlation function and (b) density of states in the Kitaev model. The flux configurations for the flux densities $n_F = 0.333, 0.365,$ and 0.393 are generated by flipping $\{\eta_r\}$ in the configuration III with the probabilities $p_3 = 0, 0.05,$ and $0.1,$ respectively. The data are averaged over more than 100 samples for the cluster with $N = 180 \times 180 \times 2$.

transport in the Kitaev system although it is beyond the scope of the present study. It has been clarified that, in the Kitaev model, the spin transport is mediated by the itinerant Majorana fermions [18]. This phenomenon is dominated by the velocity of gapless Majorana fermions, which is regarded as the “Majorana metal”. Owing to this feature in the Majorana fermion system, long-range spin transport is realized despite the presence of the spin gap. On the other hand, the flux configuration III yields the excitation gap in the Majorana dispersion, corresponding to the “Majorana insulator”, where the spin transport shows an exponential decay. Exploiting these features, one could manipulate the motion of carriers of the spin excitations on the basis of the flux configuration, which may open the Majorana-mediated spintronics. It is an interesting problem to clarify how the flux configurations are controlled in the realistic materials, which is now under consideration.

IV. SUMMARY

We have studied the $S = 1/2$ Kitaev model on the honeycomb lattice to reveal how flux configurations affect Majorana correlations. It has been clarified that the systems with

the uniform flux configurations have linear dispersions with nodal points and a power law behavior with d^{-2} appears in the Majorana correlations. The system with ordered flux configuration III has the gapped dispersion and the exponential decay appears in the Majorana correlations. This means that Majorana insulator is realized in terms of this flux configuration. On the other hand, the Kitaev system with the configuration IV exhibits the semi-Dirac like dispersion, leading to the power law decay with d^{-3} . We have discussed the effect of the randomness in the flux configuration to clarify that power law behavior appears in the Majorana correlations. It is also interesting to discuss how robust Majorana correlations are in the related models such as the bilayer Kitaev model [39–41], Kitaev-Heisenberg model [10], and higher spin models [42–48].

ACKNOWLEDGMENTS

We would like to thank T. Minakawa for valuable discussions. Parts of the numerical calculations are performed in the supercomputing systems in ISSP, the University of Tokyo. This work was supported by Grant-in-Aid for Scientific Research from JSPS, KAKENHI Grant Nos. JP19H05821, JP18K04678, JP17K05536 (A.K.), JP19K23425, JP20K14412, JP20H05265 (Y.M.), JP19K03742 (J.N.), JST CREST Grant No. JPMJCR1901 (Y.M.), and JST PREST No. JPMJPR19L5 (J.N.).

Appendix A: The effect of the three-spin interaction

In the appendix, we consider the three-spin interactions, which break the time-reversal symmetry, to clarify how the topological state is realized [7, 15, 49, 50]. We also clarify that the gapped state with the flux configuration III is topologically trivial. Here, we introduce the interaction term defined by

$$H'_{\text{eff}} = h \sum_{(ijk)} S_i^\alpha S_j^\beta S_k^\gamma, \quad (\text{A1})$$

where h is the magnitude of interaction and the summation takes over adjacent three spins: *eg.* $(i, j, k) = (p_2, p_3, p_4)$ and $(\alpha, \beta, \gamma) = (x, y, z)$. The other symmetry-equivalent pairs are shown in Fig. 1(b). We note that this is derived as the low-energy Hamiltonian for the ground state by means of the third-order perturbation theory for the Zeeman Hamiltonian $\mathcal{H}' = -\sum_i (\mathbf{h}'_i \cdot \mathbf{S}_i^x + \mathbf{h}'_i \cdot \mathbf{S}_i^y + \mathbf{h}'_i \cdot \mathbf{S}_i^z)$, where \mathbf{h}' is the external magnetic field [7]. The Hamiltonian Eq. (A1) is represented in terms of the Majorana operators as,

$$H'_{\text{eff}} = -\frac{ih}{8} \sum_p (\gamma_{p1}\gamma_{p5} + \eta_{pr}\gamma_{p1}\gamma_{p5} + \eta_{pl}\gamma_{p3}\gamma_{p1} + \gamma_{p4}\gamma_{p2} + \eta_{pl}\gamma_{p2}\gamma_{p6} + \eta_{pr}\gamma_{p6}\gamma_{p4}). \quad (\text{A2})$$

Since this Hamiltonian is quadratic, one discusses low-energy properties in the same framework as Eq. (5). Here, we consider the Kitaev model with the edges, as shown in Fig. 11.

This allows us to examine how three-spin interactions induce

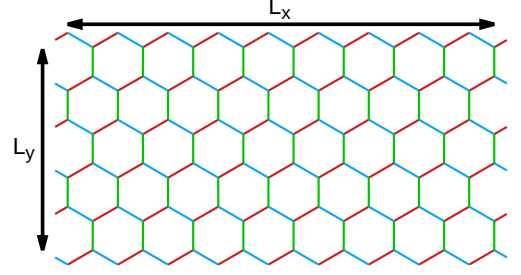


FIG. 11. Lattice structure of the Kitaev model with zigzag edges.

the excitation gap, and whether or not the topological edge modes are induced inside of the excitation gap.

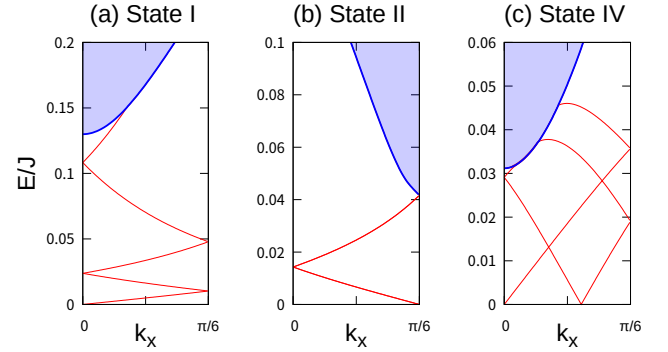


FIG. 12. Dispersion relations in the zigzag-edge Kitaev model with flux configurations I (a), II (b), and IV (c) when $h/J = 0.1, 0.1,$ and $0.4,$ respectively. The shaded regions represent the continuum for the bulk dispersion.

First, we deal with the gapless systems with flux configurations I, II, and IV. Figure 12 shows the dispersion relations in the Kitaev model with zigzag edges. In the system with the configuration I, the interaction induces the excitation gap with $\Delta = (3\sqrt{3}/4)h$ and edge modes inside the gap [7, 17]. Similar behavior appears in the system with the configuration II, where the bulk excitation gap $\Delta = (\sqrt{3}/4)h$ appears with topological edge states. As for the semi-Dirac like system with the configuration IV, we find that the excitation gap is induced with $\Delta = (7/32)h^2$ and some topological edge modes appear. Therefore, we can say that the three-spin terms drives the gapless systems to the topological state with a finite bulk gap.

As discussed in the text, the system with the flux configuration III has the gap in the Majorana excitation. Now, we consider how stable the gapped state is against the three-spin interactions. Figure 13 shows the Majorana excitation gap in the bulk system. It is found that, by introducing the interactions, the excitation gap decreases and finally reaches zero at the critical value $(h/J)_{c1} \sim 0.45$. Beyond the critical value, we find two additional critical values $(h/J)_{c2} \sim 0.485$ and

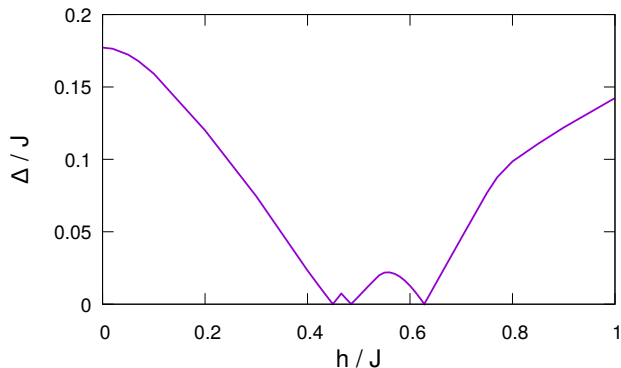


FIG. 13. Majorana excitation gap Δ as a function of h in the Kitaev model with the flux-lattice configuration III.

$(h/J)_{c3} \sim 0.628$. These mean the existence of, at least, three phase transitions. To clarify the topological nature of four distinct phases, we show in Fig. 14 the dispersion relations in the system with zigzag edges. When $h/J = 0.2$, the edge modes

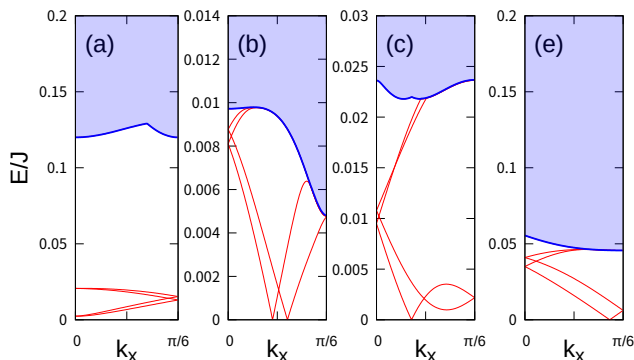


FIG. 14. Dispersion relations in the zigzag-edge Kitaev model with flux configuration III when $h/J = 0.2$ (a), 0.46 (b), 0.55 (c), and 0.8 (d). The shaded regions represent the continuum for the bulk dispersion.

are below the bulk continuum. Therefore, this gapped state is topologically trivial. On the other hand, when $h_{c1} < h$, there exist topological edge states in the inside of the bulk gap. Therefore, topological phase transitions occur in the system with the flux configuration III. Beyond the critical value h_{c1} , the number of edge states is finite and topological states are realized.

-
- [1] K.-i. Uchida, H. Adachi, T. Ota, H. Nakayama, S. Maekawa, and E. Saitoh, *Appl. Phys. Lett.* **97**, 172505 (2010).
 - [2] K.-i. Uchida, J. Xiao, H. Adachi, J.-i. Ohe, S. Takahashi, J. Ieda, T. Ota, Y. Kajiwara, H. Umezawa, H. Kawai, *et al.*, *Nat. Mater.* **9**, 894 (2010).
 - [3] J. Xiao, G. E. W. Bauer, K.-c. Uchida, E. Saitoh, and S. Maekawa, *Phys. Rev. B* **81**, 214418 (2010).
 - [4] S. M. Rezende, R. L. Rodríguez-Suárez, R. O. Cunha, A. R. Rodrigues, F. L. A. Machado, G. A. Fonseca Guerra, J. C. Lopez Ortiz, and A. Azevedo, *Phys. Rev. B* **89**, 014416 (2014).
 - [5] C.-Z. Chen, Q.-F. Sun, F. Wang, and X. C. Xie, *Phys. Rev. B* **88**, 041405(R) (2013).
 - [6] D. Hirobe, M. Sato, T. Kawamata, Y. Shiomi, K.-i. Uchida, R. Iguchi, Y. Koike, S. Maekawa, and E. Saitoh, *Nat. Phys.* **13**, 30 (2017).
 - [7] A. Kitaev, *Ann. Phys.* **321**, 2 (2006).
 - [8] S. Dusuel, K. P. Schmidt, and J. Vidal, *Phys. Rev. Lett.* **100**, 177204 (2008).
 - [9] G. Jackeli and G. Khaliullin, *Phys. Rev. Lett.* **102**, 017205 (2009).
 - [10] J. Chaloupka, G. Jackeli, and G. Khaliullin, *Phys. Rev. Lett.* **105**, 027204 (2010).
 - [11] L. Janssen, E. C. Andrade, and M. Vojta, *Phys. Rev. Lett.* **117**, 277202 (2016).
 - [12] Y. Yamaji, Y. Nomura, M. Kurita, R. Arita, and M. Imada, *Phys. Rev. Lett.* **113**, 107201 (2014).
 - [13] J. Knolle, D. Kovrizhin, J. Chalker, and R. Moessner, *Phys. Rev. Lett.* **112**, 207203 (2014).
 - [14] J. Nasu, M. Udagawa, and Y. Motome, *Phys. Rev. B* **92**, 115122 (2015).

- [15] J. Nasu, J. Yoshitake, and Y. Motome, *Phys. Rev. Lett.* **119**, 127204 (2017).
- [16] T. Suzuki, T. Yamada, Y. Yamaji, and S.-i. Suga, *Phys. Rev. B* **92**, 184411 (2015).
- [17] Y. Motome and J. Nasu, *J. Phys. Soc. Jpn.* **89**, 012002 (2019).
- [18] T. Minakawa, Y. Murakami, A. Koga, and J. Nasu, *Phys. Rev. Lett.* **125**, 047204 (2020).
- [19] H. Taguchi, Y. Murakami, A. Koga, and J. Nasu, preprint (unpublished).
- [20] Y. Singh and P. Gegenwart, *Phys. Rev. B* **82**, 064412 (2010).
- [21] Y. Singh, S. Manni, J. Reuther, T. Berlijn, R. Thomale, W. Ku, S. Trebst, and P. Gegenwart, *Phys. Rev. Lett.* **108**, 127203 (2012).
- [22] R. Comin, G. Levy, B. Ludbrook, Z.-H. Zhu, C. N. Veenstra, J. A. Rosen, Y. Singh, P. Gegenwart, D. Stricker, J. N. Hancock, D. van der Marel, I. S. Elfimov, and A. Damascelli, *Phys. Rev. Lett.* **109**, 266406 (2012).
- [23] S. K. Choi, R. Coldea, A. N. Kolmogorov, T. Lancaster, I. I. Mazin, S. J. Blundell, P. G. Radaelli, Y. Singh, P. Gegenwart, K. R. Choi, S.-W. Cheong, P. J. Baker, C. Stock, and J. Taylor, *Phys. Rev. Lett.* **108**, 127204 (2012).
- [24] K. Kitagawa, T. Takayama, Y. Matsumoto, A. Kato, R. Takano, Y. Kishimoto, S. Bette, R. Dinnebier, G. Jackeli, and H. Takagi, *Nature* **554**, 341 (2018).
- [25] T. Takayama, A. Kato, R. Dinnebier, J. Nuss, H. Kono, L. S. I. Veiga, G. Fabbri, D. Haskel, and H. Takagi, *Phys. Rev. Lett.* **114**, 077202 (2015).
- [26] K. W. Plumb, J. P. Clancy, L. J. Sandilands, V. V. Shankar, Y. F. Hu, K. S. Burch, H.-Y. Kee, and Y.-J. Kim, *Phys. Rev. B* **90**, 041112(R) (2014).
- [27] Y. Kubota, H. Tanaka, T. Ono, Y. Narumi, and K. Kindo, *Phys. Rev. B* **91**, 094422 (2015).
- [28] J. Xing, E. Feng, Y. Liu, E. Emmanouilidou, C. Hu, J. Liu, D. Graf, A. P. Ramirez, G. Chen, H. Cao, and N. Ni, *Phys. Rev. B* **102**, 014427 (2020).
- [29] K. Kataoka, D. Hirai, T. Yajima, D. Nishio-Hamane, R. Ishii, K.-Y. Choi, D. Wulferding, P. Lemmens, S. Kittaka, T. Sakakibara, and et al., *J. Phys. Soc. Jpn.* **89**, 114709 (2020).
- [30] Y. Fujimoto and S. Saito, *Phys. Rev. B* **84**, 245446 (2011).
- [31] T. Yamagami, doctor's thesis, Tokyo Institute of Technology (2021).
- [32] H.-D. Chen and J. Hu, *Phys. Rev. B* **76**, 193101 (2007).
- [33] X.-Y. Feng, G.-M. Zhang, and T. Xiang, *Phys. Rev. Lett.* **98**, 087204 (2007).
- [34] H.-D. Chen and Z. Nussinov, *J. Phys. A* **41**, 075001 (2008).
- [35] F. Zschocke and M. Vojta, *Phys. Rev. B* **92**, 014403 (2015).
- [36] W.-H. Kao, J. Knolle, G. Halász, R. Moessner, and N. B. Perkins, preprint, arXiv:2007.11637 (unpublished).
- [37] W.-H. Kao and N. B. Perkins, preprint, arXiv:2102.05689 (unpublished).
- [38] F. L. Pedrocchi, S. Chesi, and D. Loss, *Phys. Rev. B* **84**, 165414 (2011).
- [39] H. Tomishige, J. Nasu, and A. Koga, *Phys. Rev. B* **97**, 094403 (2018).
- [40] U. F. P. Seifert, J. Gritsch, E. Wagner, D. G. Joshi, W. Brenig, M. Vojta, and K. P. Schmidt, *Phys. Rev. B* **98**, 155101 (2018).
- [41] H. Tomishige, J. Nasu, and A. Koga, *Phys. Rev. B* **99**, 174424 (2019).
- [42] G. Baskaran, S. Mandal, and R. Shankar, *Phys. Rev. Lett.* **98**, 247201 (2007).
- [43] A. Koga, H. Tomishige, and J. Nasu, *J. Phys. Soc. Jpn.* **87**, 063703 (2018).
- [44] J. Oitmaa, A. Koga, and R. R. P. Singh, *Phys. Rev. B* **98**, 214404 (2018).
- [45] A. Koga, T. Minakawa, Y. Murakami, and J. Nasu, *J. Phys. Soc. Jpn.* **89**, 033701 (2020).
- [46] P. P. Stavropoulos, D. Pereira, and H.-Y. Kee, *Phys. Rev. Lett.* **123**, 037203 (2019).
- [47] X.-Y. Dong and D. N. Sheng, *Phys. Rev. B* **102**, 121102(R) (2020).
- [48] H.-Y. Lee, N. Kawashima, and Y. B. Kim, *Phys. Rev. Research* **2**, 033318 (2020).
- [49] J. Nasu, Y. Kato, Y. Kamiya, and Y. Motome, *Phys. Rev. B* **98**, 060416(R) (2018).
- [50] C. Hickey and S. Trebst, *Nat. Comm.* **10**, 530 (2019).