

Realistic tight-binding model for monolayer transition metal dichalcogenides in 1T' structure

Mengli HU,¹ Guofu MA,¹ Chun Yu WAN,¹ Junwei LIU^{1,*}

¹*Department of Physics, Hong Kong University of Science and Technology, Clear Water Bay, Hong Kong, China*
(Dated: March 30, 2021)

Monolayer transition metal dichalcogenides MX_2 ($M = \text{Mo, W}$ and $X = \text{Te, Se, S}$) in 1T' structure were predicted to be quantum spin Hall insulators based on first-principles calculations, which were quickly confirmed by multiple experimental groups. For a better understanding of their properties, in particular their responses to external fields, we construct a realistic four-band tight-binding (TB) model by combining the symmetry analysis and first-principles calculations. Our TB model respects all the symmetries and can accurately reproduce the band structure in a large energy window from -0.3 eV to 0.8 eV. With the inclusion of spin-orbital coupling (SOC), our TB model can characterize the nontrivial topology and the corresponding edge states. Our TB model can also capture the anisotropic strain effects on the band structure and the strain-induced metal-insulator transition. Moreover, we found that although MX_2 share the same crystal structures and have the same crystal symmetries, while the orbital composition of states around the Fermi level are qualitatively different and their lower-energy properties cannot fully described by a single $\mathbf{k} \cdot \mathbf{p}$ model. Thus, we construct two different types of $\mathbf{k} \cdot \mathbf{p}$ model for MS_2, MSe_2 and MTe_2 , respectively. Benefiting from the high accuracy and simplicity, our TB and $\mathbf{k} \cdot \mathbf{p}$ models can serve as a solid and concrete starting point for future studies of transport, superconductivity, strong correlation effects and twistrionics in 1T'-transition metal dichalcogenides.

I. INTRODUCTION

Since proposed in 2005, quantum spin Hall insulators (QSHIs)[1] have attracted tremendous attention due to its unexpected nontrivial topology and potential applications in next-generation information technologies. There are many theoretical predictions of QSHIs in various material systems[2–4]. To date, however, only three material systems have exhibited quantized edge conductance in transport experiments: HgTe quantum wells[5, 6], InAs/GaSb quantum wells[7, 8] and monolayer WTe_2 -type transition metal dichalcogenides (TMDCs)[9–11]. Among them, WTe_2 -type TMDCs are the most promising for potential applications of QSHIs, as they are 2D van der Waals materials.

WTe_2 -type TMDCs were first predicted to be QSHIs in 2014 [9] and was experimentally confirmed in WTe_2 in 2017 by several independent experiments including transport[10, 11], angle-resolved photoemission spectroscopy (ARPES)[12] and scanning tunneling microscopy (STM)[12–14]. Remarkably, the quantized conductance persists at a high temperature of around 100 K[11]. Besides the nontrivial topology, the thin films of WTe_2 also possess many other interesting properties including gate-induced superconductivity[15–18] and ferroelectricity[19, 20]. Although inversion symmetry is preserved in monolayer 1T'- WTe_2 , it is broken in the bulk and multilayer thin films, which leads to the existence of Weyl points[21], Berry curvature dipole[22], and spin-orbit torques[23]. Besides, WTe_2 also exhibits a temperature-induced Lifshitz transition[24] and pressure-driven superconductivity[25, 26].

In addition to the extensive studies of WTe_2 , the exploration has also been extended to other related materials. For example, monolayer 1T'- WSe_2 [27–29], 1T'- $MoSe_2$ [30], 1T'- $MoTe_2$ [31] and 1T'- MoS_2 [32] are successfully fabricated; plus WSe_2 and MoS_2 show a gapped bulk and conducting edge states in experiments. Observations of topological Fermi arcs[33] and superconductivity[34] in bulk $MoTe_2$ are also reported.

So far, all the experiments about monolayer WTe_2 are consistent with each other on the nontrivial topology, and transport experiments clearly show that the bulk states of monolayer WTe_2 are insulating[10, 11]. However, on the origin of such an insulating behavior, ARPES and STM experiments give contrasting results. ARPES experiments show a non-zero single-particle gap of monolayer WTe_2 [35], while the STM experiments show that monolayer WTe_2 is gapless in the single-particle level, and the gap is from electron-electron correlation pinned at the Fermi level[36]. Meanwhile, there are some other strange transport behaviors varying with the gating voltage and temperature, which cannot be explained by a single-particle gap[10, 11]. A general theoretical picture of all these experimental results is crucial for future studies and applications. Although first-principles calculations can characterize the band structure of 1T'- MX_2 [9], the huge computational cost makes it incapable to study correlation effects and related properties under various doping/gating, strains and electric fields.

Here, we build a realistic tight-binding model that can capture the low-energy physics of 1T'- MX_2 well at the level of first-principles calculations. Different from the previous works[37, 38] that can only describe the dispersion along some high symmetry lines, our model can accurately characterize the band structure in the whole Brillouin zone in a large energy window around the Fermi

* liuj@ust.hk

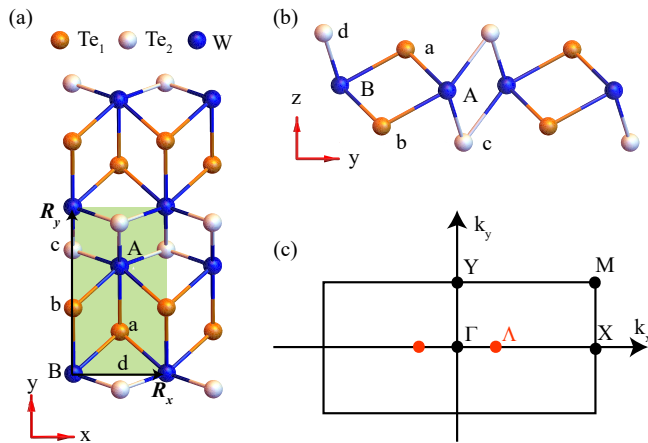


FIG. 1. Crystal structure of monolayer $1T'$ - WTe_2 . (a) top view and (b) side view of $1T'$ - WTe_2 . For Te atoms, we divide them into two groups (labeled by Te_1 (orange) and Te_2 (white)), where two atoms in each group are connected by inversion symmetry. (c) Brillouin zone of monolayer $1T'$ - WTe_2 . Other $1T'$ - MX_2 materials own the same lattice structures with different lattice constants.

level from -0.3 eV to 0.8 eV for all the monolayer MX_2 in $1T'$ structure. The SOC effects which open the band gaps of Dirac cones are precisely captured in our method. The SOC drives the system into a QSHI as it is in the Kane-Mele model [1]. Moreover, our TB model can describe the anisotropic effects of strain on the band structure, and can correctly show the strain-induced metal-insulator phase transition. Based on the different orbital components around Γ point, we build two types of $\mathbf{k} \cdot \mathbf{p}$ model with fewer parameters. Our results here provide a solid basis for future theoretical studies of transport properties and twistrionics in $1T'$ - MX_2 . This paper is organized as follows. In Sec. II, we built two different four-band TB models with different numbers of parameters, and then showed the nontrivial topology and the edge states. In Sec. III, we introduced two types of $\mathbf{k} \cdot \mathbf{p}$ model at Γ point. In Sec. IV, the strain effects are included in the TB model. Summary is given in Sec. V.

II. THE FOUR-BAND TB MODEL

We first analyze the crystal symmetries of monolayer MX_2 in $1T'$ structure and then build a four-band TB model based on orbital contributions from first-principles calculations. The parameters in the TB models are further fitted according to the band structure in certain energy ranges around the Fermi level.

As shown in Fig. 1(a), monolayer $1T'$ - MX_2 has a rectangular unit cell with two M atoms and four X atoms. The lattice vectors are labeled by \mathbf{R}_x and \mathbf{R}_y with z

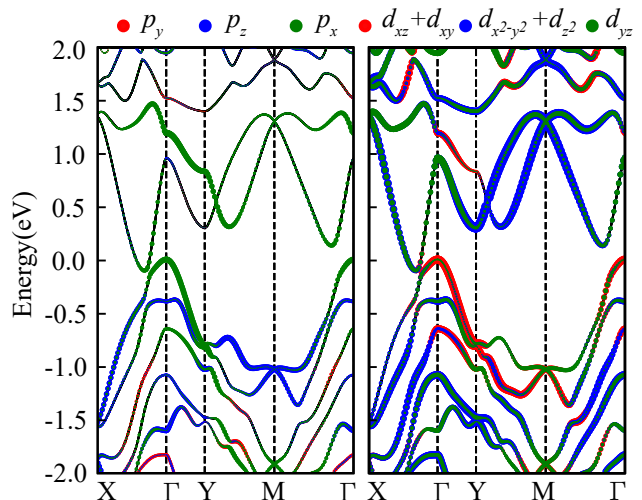


FIG. 2. Orbital projections for monolayer $1T'$ - WTe_2 from first-principles calculations. Marker size represents the weight of a specific orbital. Left panel is projection results from p orbitals of Te_1 . Red for p_y , blue for p_z and green for p_x . Right panel is the result of contributions from d orbitals of W atoms, red for $d_{xz} + d_{xy}$, blue for $d_{x^2-y^2} + d_{z^2}$ and green for d_{yz} .

along the perpendicular direction, and all the unit cells can be uniquely labeled by the vector $\mathbf{R}_{mn} = m\mathbf{R}_x + n\mathbf{R}_y$, with $m, n \in \mathbb{Z}$. The monolayer $1T'$ - MX_2 belongs to a nonsymmorphic space group, containing the following symmetries: 1. Translation \mathbf{T}_R ; 2. Glide mirror \bar{M}_x : $(x, y, z) \rightarrow (-x, y, z) + \mathbf{R}_x/2$; 3. Screw rotation \bar{C}_{2x} : $(x, y, z) \rightarrow (x, -y, -z) + \mathbf{R}_x/2$. There is also an inversion symmetry P : $(x, y, z) \rightarrow (-x, -y, -z)$, which can be written as the product of glide mirror and screw rotation $P = \bar{M}_x \bar{C}_{2x}$. For clarity, four X atoms are divided into two types, labelled as X_1 (atoms a and b) and X_2 (atoms c and d), where two atoms in each type are connected by inversion symmetry.

The nontrivial topology of monolayer $1T'$ - MX_2 comes from the Peierls distortion and the strong SOC[9]. The Peierls distortion along the x axis induces a large band inversion at Γ point, forming two gapless Dirac cones which are protected by the crystal symmetries (the Λ points in Fig. 1(c)) along $\Gamma - X$. Moreover, the SOC can open band gaps at the Dirac points and drives monolayer $1T'$ - MX_2 into a Z_2 topological insulator, which is exactly the same as the Kane-Mele model for graphene[1]. Here, we first build the TB model without SOC.

A. TB model without SOC

The band structures of monolayer $1T'$ - MX_2 can be accurately calculated by first-principles calculations[9, 12, 39]. Our first-principles calculations are performed in the framework of density functional theory as implemented

	μ_p	μ_d	d_1	d_2	d_3	d_4	d_5
	p_1	p_2	p_3	p_4	p_6	t_1	t_2
WTe ₂	-1.66528	0.22665	0.44406	-0.18865	0.05731	-0.13324	–
	1.03803	0.34827	0.17243	-0.00154	–	0.99303	-0.03319
MoTe ₂	-1.63377	0.01866	0.28077	-0.21897	0.11990	-0.02540	–
	1.17008	0.42850	0.03297	-0.14288	–	0.88162	-0.02258
WSe ₂	-1.35362	0.61482	0.27092	-0.33119	0.02467	-0.03680	0.02103
	0.67497	0.15501	0.62199	-0.07087	-0.27381	0.50758	-0.11648
MoSe ₂	-1.29397	0.51532	0.45815	-0.20800	0.09843	-0.05272	0.09275
	0.63585	0.15681	0.10656	-0.04924	-0.00158	-0.80408	-0.06020
WS ₂	-1.35183	0.63848	0.23062	-0.32906	0.03482	-0.04138	0.01661
	0.64428	0.12264	0.65028	-0.07014	-0.28547	0.49754	-0.04101
MoS ₂	-1.36700	0.62198	0.20933	-0.32600	0.03672	-0.02389	0.02699
	0.63741	0.17775	0.63298	-0.08625	-0.27196	0.53014	-0.08643

TABLE I. Fitted I -TB model parameters for all six MX_2 in units of eV.

	μ_p	μ_d	d_1	d_2	d_3	d_4	d_5	d_6	p_1	p_2
	p_3	p_4	p_5	p_6	t_1	t_2	t_3	t_4	t_5	t_6
WTe ₂	-1.89759	0.26199	0.40510	-0.22072	-0.07897	0.17756	0.02538	–	1.13760	0.31121
	0.76753	-0.02325	–	-0.31933	0.95946	-0.25719	0.37810	-0.15573	–	–
MoTe ₂	-2.03758	0.03843	0.31260	-0.23191	-0.09447	0.17815	0.02140	–	1.23257	0.31056
	0.69232	-0.08343	–	-0.29010	0.81744	-0.23141	0.39989	-0.09774	–	–
WSe ₂	-1.3263	0.68423	0.24922	-0.26472	0.06792	-0.00247	0.02786	-0.00782	0.68267	0.22103
	0.66442	0.00497	-0.05935	-0.26452	0.75205	-0.08788	0.02258	-0.14976	-0.07251	-0.02152
MoSe ₂	-1.94659	0.27827	0.33844	-0.28305	-0.1167	0.20624	0.02506	0.02712	1.03571	0.25439
	0.78674	-0.0228	-0.02966	-0.33199	0.89168	-0.29952	0.37373	-0.11279	0.00868	-0.00936
WS ₂	-1.34342	0.87386	0.27347	-0.35576	0.05040	-0.04117	0.05692	-0.01395	0.63408	0.11487
	0.66955	0.01900	-0.09228	-0.29918	0.64972	0.00212	0.09219	-0.03392	-0.07035	0.03078
MoS ₂	-1.33942	0.65475	0.22663	-0.30787	0.05831	0.04386	0.00695	-0.00742	0.64578	0.17477
	0.66761	-0.01281	-0.05326	-0.28997	0.70452	-0.05753	–	-0.05290	-0.06017	0.09061

TABLE II. Fitted II -TB model parameters for all six MX_2 in units of eV.

in the VASP package[40] with projector augmented wave (PAW) method[41]. The exchange-correlation functional is Berdew-Burke-Ernzerhof (PBE)[42]. The Brillouin zone is sampled in a $7 \times 14 \times 1$ Monkhorst-Pack k-point grid and a large vacuum region of more than 15 Å is used in the z direction to minimize image interactions from the periodic boundary condition. The energy cutoff of the plane wave basis is 400 eV. The relaxed lattice constants are consistent with the previous works[9, 12, 39].

To be more specific, we focus on WTe₂ in the following part. As shown in Fig. 2, the states in the energy window from -0.5 eV to 1.0 eV are mostly contributed by $\{d_{x^2-y^2}, d_{z^2}\}$ orbitals of W atom and p_x orbital of Te₁ atom, which belong to the irreducible representations (IRs) $A_g\{d_{x^2-y^2}, d_{z^2}, d_{yz}\}$ and $A_u\{p_x\}$ of the group C_{2h} , respectively. Thus we choose two d orbitals from W_A and W_B , and two p orbitals from Te_{1a} and Te_{1b} as our bases, which are labeled as $|\phi_l\rangle$ ($l = A, B, a, b$). The TB Hamiltonian without SOC in the bases ϕ_l is $H = \sum_{ll',mm',nn'} t_{ll',mm',nn'} |\phi_{lmm}\rangle \langle \phi_{l'm'n'}|$. The hopping parameter $t_{ll',mm',nn'}$ between two orbitals at $\mathbf{R}_{m,n} + \boldsymbol{\tau}_l$ and $\mathbf{R}_{m',n'} + \boldsymbol{\tau}_{l'}$ can be calculated as $t_{ll',mm',nn'} = \langle \phi_l(\mathbf{r} - \mathbf{R}_{mn} - \boldsymbol{\tau}_l) | \hat{H} | \phi_{l'}(\mathbf{r} - \mathbf{R}_{m'n'} - \boldsymbol{\tau}_{l'}) \rangle$, where $\boldsymbol{\tau}_l$ is the relative position of an atom in the unit cell.

By including enough hopping parameters, we can get an exact TB model, but it will make the TB model extremely complicated and difficult to use. To strike a balance between simplicity and accuracy, we introduce two TB models involving different numbers of hoppings. After considering the symmetry constraints on different hopping parameters (more details in Appendix A), all the matrix elements in the four-band TB Hamiltonian are

$$\begin{aligned}
H_{11/22} &= \mu_d + 2(d_2 + 2d_5 \cos k_y) \cos k_x + 2d_4 \cos k_y, \\
H_{33/44} &= \mu_p + 2(p_1 + 2p_6 \cos k_y) \cos k_x + 2p_3 \cos k_y, \\
H_{12} &= (1 + e^{ik_x})(d_3 + d_1 e^{ik_y} + d_6 e^{-ik_y}), \\
H_{13} &= -2i(\sin k_x)(t_2 + t_4 e^{ik_y} + t_5 e^{-ik_y}), \\
H_{14} &= (1 - e^{ik_x})(-t_1 + t_3 e^{ik_y} + t_6 e^{-ik_y}), \\
H_{23} &= (1 - e^{-ik_x})(t_1 - t_3 e^{-ik_y} - t_6 e^{ik_y}), \\
H_{24} &= -2i(\sin k_x)(t_2 + t_4 e^{-ik_y} + t_5 e^{ik_y}), \\
H_{34} &= (1 + e^{ik_x})(p_2 + p_4 e^{-ik_y} + p_5 e^{ik_y}),
\end{aligned} \tag{1}$$

where $\mu_{p,d}$ is the on-site energy and $\{p, d, t\}_j$ represents the j -th nearest hopping parameters within the p or d orbital or between the p and d orbital, respectively.

In experiments[36], the 1T'-WTe₂ is usually heavily electron doped, thus we fit the TB model with a focus

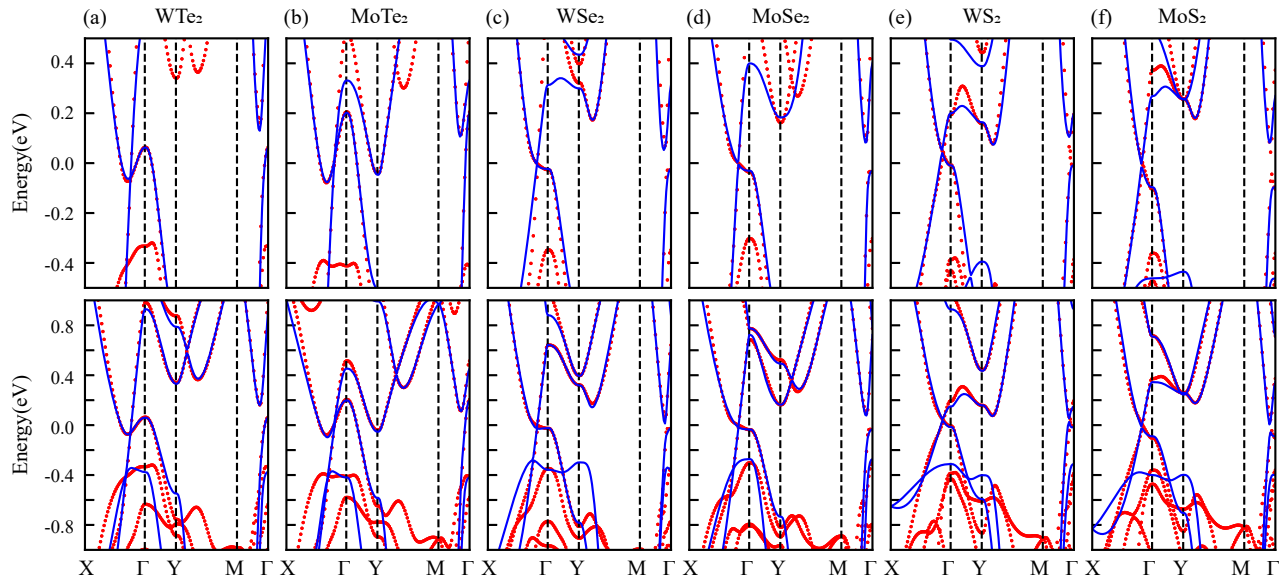


FIG. 3. The I - and II -TB fitted band structures of MX_2 with the corresponding first-principles calculations. Red dots are the first-principles calculation results and black solid lines are the fitted TB results. (a-f) Upper panel are the I -TB results with energy region from -0.5 eV to 0.5 eV; (a-f) Lower panel are the II -TB results with energy region from -1.0 eV to 1.0 eV.

on the conduction bands with a energy region from -0.3 eV to 0.8 eV. The fitted parameters for all the six MX_2 are shown in the Table I and II, and the fitted results are shown in Fig. 3. Interestingly, for WTe_2 , and $MoTe_2$, the parameters d_5 and p_6 turn out to be very small and can be safely ignored, which might be due to the semimetallic property of MTe_2 .

B. SOC effects

In a fermion system, SOC is necessary to get the nontrivial topology. To describe the effects of SOC, we first extend the spinless bases to the spinful bases

$|\phi_{l,\alpha}\rangle$ ($l = A, B, a, b; \alpha = \uparrow, \downarrow$), and the effects of SOC can be taken into account as $H_{\alpha\alpha'}^{soc} = i \sum_{mn} (\mathbf{E}_{mn} \times \mathbf{r}_{mn}) \cdot \boldsymbol{\sigma}_{\alpha\alpha'} |\phi_{lm,\alpha}\rangle \langle \phi_{ln,\alpha'}|$, where \mathbf{r}_{mn} is the vector connecting two atoms at \mathbf{r}_m , and \mathbf{r}_n , \mathbf{E}_{mn} is the electric field between them, and $\boldsymbol{\sigma}$ are the Pauli matrices for spin.

The Hamiltonian with SOC is time-reversal and inversion invariant. Therefore, the band structure is two-fold degenerate over the whole BZ. The main effect of SOC is the opening of the band gap of the Dirac cones at Λ points as depicted in Fig. 1, which can be captured in our TB model by only considering the nearest off-site SOC. Considering all the symmetry constraints, the full TB model with SOC is

$$H(\mathbf{k}) = H^0(\mathbf{k}) + (g_y \sigma_y + g_z \sigma_z) [-l_1 s_y \tau_z + l_2 s_x ((1 + \cos k_x) \tau_y + \sin k_x \tau_x)], \quad (2)$$

where H^0 represents the spinless TB Hamiltonian obtained above. σ_i , s_i , and τ_i stand for the spin, orbital, and sublattice degree of freedom respectively. l_1 and l_2 are the SOC strength parameters. It is noted that the σ_x related terms are allowed if we consider long-range off-site SOC.

Without loss of generality, we consider the σ_y and σ_z terms with the same strength ($g_y = g_z = 1$). In Table III, two sets of independent SOC parameters are listed for the two TB models. The parameters are fitted based on the previous spinless TB model, and the fitted results are shown in Fig. 4. Clearly, the SOC opens a gap for the Dirac cone along $\Gamma - X$ around the Fermi level for all MX_2 and it drives MSe_2 and MS_2 to be an insu-

lators with full fundamental gaps, while it drives MTe_2 to be a semimetal with a negative fundamental gap. It is worth noting that the Z_2 topological invariant is still well-defined for all the MX_2 since the direct gap is non-zero due to SOC.

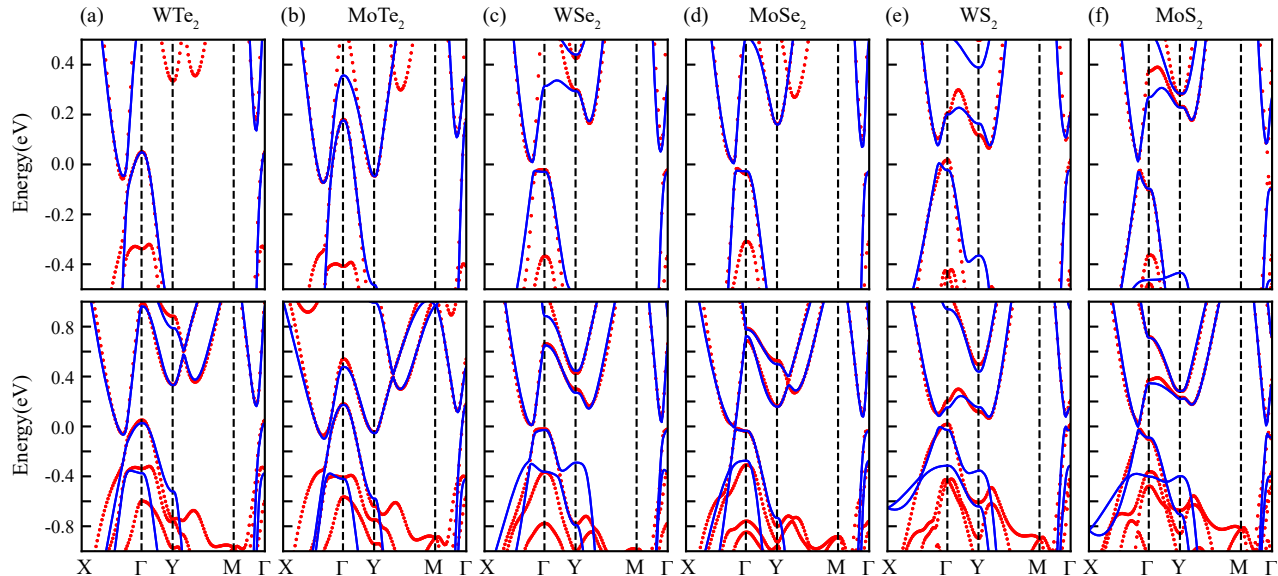


FIG. 4. The I - and II -TB fitted band structures of MX_2 with SOC. Red dots are first-principles results and black solid lines are fitted TB results. (a-f) Upper panel are the I -TB results with SOC; (a-f) Lower panel are the II -TB results with SOC.

	l'_1	l'_2	l''_1	l''_2
WTe ₂	-0.00666	-0.04892	-0.02943	-0.06564
MoTe ₂	0.00699	0.03192	0.01129	0.04041
WSe ₂	0.03193	0.01195	-0.00309	0.05150
MoSe ₂	0.00118	0.02147	0.00505	-0.02200
WS ₂	0.03000	0.03000	0.02000	0.05000
MoS ₂	0.00325	-0.01647	0.00861	-0.01021

TABLE III. Fitted SOC parameters of the I - and II -TB models (in units of eV) for all six MX_2 .

C. Non-trivial topology in MX_2

The little group of different momenta are always distinct from the space group of the given material. For $1T'$ - MX_2 , four time-reversal-invariant momenta Γ , X , Y , and M belong to C_{2h} , the momenta along two high symmetry lines $X-\Gamma$ and $Y-M$ belong to C_2 , the momenta along $\Gamma-Y$ belong to C_s , and all the other momenta including those along $\Gamma-M$ belong to a trivial symmetry group with only an identity operation.

Different from the simple point group symmetry operation, \bar{M}_x and \bar{C}_{2x} are associated with a translation operation, thus their detailed matrix representations will depend on the momentum. In the bases of

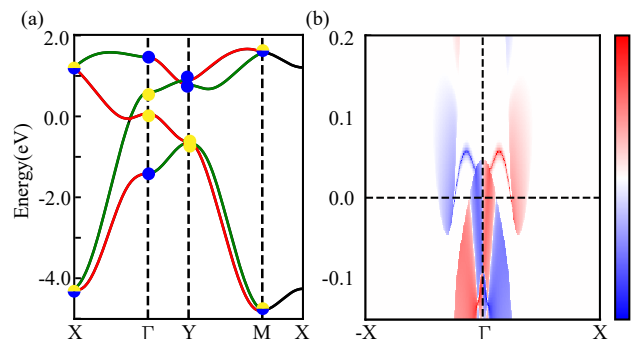


FIG. 5. (a) The band structure of monolayer $1T'$ -WTe₂ along high symmetry lines from the spinless fitted I -TB model. Here we denote parities of states at time-reversal invariant momenta with blue and yellow dots and different characters of states along high symmetry lines by red and green lines. (b) Edge spin-polarized density of states along the \mathbf{R}_x direction.

$\{|\phi_{A,\mathbf{k}}\rangle, |\phi_{B,\mathbf{k}}\rangle, |\phi_{a,\mathbf{k}}\rangle, |\phi_{b,\mathbf{k}}\rangle\}$, they are written as

$$\begin{aligned}
 \bar{C}_{2x}(k_x) &= s_0 \begin{pmatrix} 0 & e^{-ik_x} \\ 1 & 0 \end{pmatrix}, \\
 \bar{M}_x(k_x) &= s_z \begin{pmatrix} 1 & 0 \\ 0 & e^{-ik_x} \end{pmatrix}, \\
 P &= \bar{C}_{2x}(0)\bar{M}_x(0).
 \end{aligned} \tag{3}$$

One of the most profound consequences of these non-symmorphic symmetries is that the degeneracy of the states at different momenta might be different even if their momenta belong to the same little group. For exam-

ple, both Γ and X belong to C_{2h} , while \bar{M}_x can guarantee a double degeneracy at X but not at Γ . It is because in the sublattice degree of freedom, \bar{M}_x is τ_z at X , which anti-commutes with $P = \tau_x$, while \bar{M}_x is τ_0 at Γ , which commutes with $P = \tau_x$. Thus, under these symmetry constraints, only τ_0 is allowed in Hamiltonian at X leading to the double degeneracy in the sublattice degree of freedom. A similar argument can be applied for the states along $X - M$ where the double degeneracy is protected by PT and \bar{M}_x as shown in Fig. 5(a). The two bands around Fermi level along $\Gamma - X$ line belong to different irreducible representations, thus there is a band crossing forming a Dirac cone. With SOC, these two bands will belong to the same representation of the double group, and the band crossing becomes an anti-crossing, leading to a gap opening for the Dirac cone and drives MX_2 into a 2D topological insulator.

The nontrivial topology can be verified by directly calculating the Z_2 index using the Fu-Kane formula $(-1)^v = \prod_i \prod_{m=1}^N \xi_{2m}(\Gamma_i)$, where N is the number of occupied states and $\xi_{2m}(\Gamma_i)$ is the parity of states at different time-reversal-invariant momentum Γ_i [39]. In Fig. 5(a), we show the parities for states at four time-reversal-invariant momenta of WTe_2 calculated by our TB model. The Z_2 index can be easily checked to be 1.

Besides the nonzero Z_2 topological invariant, we also checked the edge states based on our TB models. As shown in Fig. 5(b), there are two spin-polarized edge states across the band gap connecting the conduction and the valence bands. For a pair of states at different momenta related by the time-reversal symmetry, the spin polarization must be opposite in all directions. For a pair of states at different momenta related by the mirror symmetry M_x , the x -component of spin polarization must be the same. Thus, for the edge states, the spin must be in the $y - z$ plane. (Detail derivation in Appendix C) Our TB models indeed describe these properties correctly as shown in the Fig. 5(b) (z component) and Appendix B (y component).

It is worth noting that the underlying mechanism of the nontrivial topology here is exactly the same as the Kane-Mele model for graphene with SOC, where the band inversion happens without SOC and results in two Dirac cones protected by crystalline symmetries, and the SOC opens the band gaps for the Dirac cones to drive the Dirac semimetal into a 2D topological insulator.

III. $\mathbf{k} \cdot \mathbf{p}$ model

Many properties of a fermion system like transport are determined by the states around the Fermi surface. For a semiconductor, the states around the Fermi surface are usually centered around some high-symmetry momenta, and their properties can be described by a simpler $\mathbf{k} \cdot \mathbf{p}$ perturbation model. All the allowed terms in a $\mathbf{k} \cdot \mathbf{p}$ model can be analyzed by considering all the symmetries in the little group of the high-symmetry momentum.

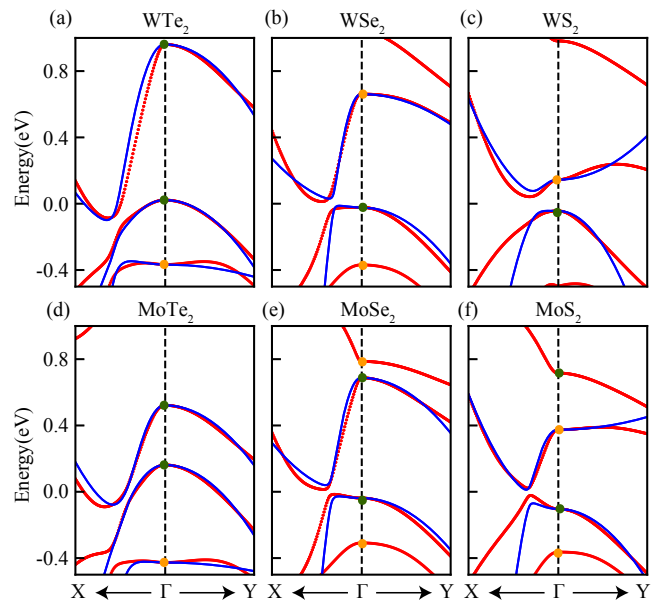


FIG. 6. Fitted $\mathbf{k} \cdot \mathbf{p}$ model results for MX_2 . (a-f) Red dots are from first-principles calculations and blue solid lines are the fitted $\mathbf{k} \cdot \mathbf{p}$ model results. Green and orange solid dots at Γ point represents the even and odd parity, respectively. The fitting region is around Γ point and the band inversion momenta.

Besides, for states belonging to different irreducible representations, the $\mathbf{k} \cdot \mathbf{p}$ models will be different. The space group are the same for all six MX_2 materials, yet the orbital components around the fermi level are not all identical. At Γ point, all six materials present even parity at the valence band maximum (VBM) and different parities at the conduction band minimum (CBM). For MTe_2 , the CBM parity is even and far away (>0.1 eV) from the next odd parity conduction band. It causes failure to capture symmetry and topological properties if only two same parity bases are considered. Therefore, we also consider the state below VBM and build a three-orbital $\mathbf{k} \cdot \mathbf{p}$ model for MTe_2 . Specifically, we use $\{|\phi_{px}, \uparrow\rangle, |\phi_{px}, \downarrow\rangle, |\phi_{dxz}, \uparrow\rangle, |\phi_{dxz}, \downarrow\rangle\}$ as the bases for MSe_2 and MS_2 , and use $\{|\phi_{dz2}, \uparrow\rangle, |\phi_{dz2}, \downarrow\rangle, |\phi_{dxz}, \uparrow\rangle, |\phi_{dxz}, \downarrow\rangle, |\phi_{py}, \uparrow\rangle, |\phi_{py}, \downarrow\rangle\}$ for MTe_2 to construct the $\mathbf{k} \cdot \mathbf{p}$ model, respectively.

For MSe_2 and MS_2 , the symmetry operations at Γ point are $M_x = is_z\sigma_x$, $P = s_z\sigma_0$ and time-reversal symmetry operation which reads $T = is_0\sigma_yK$. For MTe_2 , symmetry operations at Γ point are $P = (\lambda_0 + 2\sqrt{3}\lambda_8)\sigma_0$, $M_x = i(\lambda_0 + 3\lambda_3 - \sqrt{3}\lambda_8)\sigma_x$ and $T = i\lambda_0\sigma_yK$. s_i and λ_i are Pauli and Gell-Mann matrices for orbital degree of freedom; σ_i are Pauli matrices for spin degree of freedom and $I_{4/6}$ is an identity matrix. The following Hamiltonian, $H_{1/2}(\mathbf{k})$ in Eq. 4 are the symmetry-allowed $\mathbf{k} \cdot \mathbf{p}$ models around Γ point for MSe_2 , MS_2 and MTe_2 , respectively (Complete symmetry-allowed terms and detail

explanations in Appendix.D).

$$\begin{aligned}
H_1(\mathbf{k}) &= \varepsilon_1(\mathbf{k})I_4 + M_1(\mathbf{k})s_z\sigma_0 + \nu_1k_xs_x\sigma_y \\
&\quad + \nu_2k_xs_x\sigma_z, \\
H_2(\mathbf{k}) &= \varepsilon_2(\mathbf{k})I_6 + M_2(\mathbf{k})\lambda_3\sigma_0 + M_3(\mathbf{k})\lambda_8\sigma_0 \\
&\quad + \nu_1k_x\lambda_7\sigma_0 + \nu_2k_x\lambda_4\sigma_z,
\end{aligned} \tag{4}$$

where

$$\begin{aligned}
\varepsilon_{1/2}(\mathbf{k}) &= \mu + t_{x,1}k_x^2 + t_{y,1}k_y^2, \\
M_{1/2}(\mathbf{k}) &= \delta + t_{x,2}k_x^2 + t_{y,2}k_y^2, \\
M_3(\mathbf{k}) &= \delta' + t_{x,3}k_x^2 + t_{y,3}k_y^2.
\end{aligned}$$

	WTe ₂	MoTe ₂	WSe ₂	MoSe ₂	WS ₂	MoS ₂
δ (eV)	0.470	0.180	0.342	0.363	0.094	0.239
δ' (eV)	0.495	0.443	-	-	-	-
μ (eV)	0.205	0.086	0.319	0.325	0.051	0.136
$t_{x,1}$ (eV · Å ²)	-7.363	-7.535	-14.814	-12.723	-3.202	-6.826
$t_{y,1}$ (eV · Å ²)	-4.928	-4.656	-3.777	-4.704	-3.732	-2.383
$t_{x,2}$ (eV · Å ²)	-7.207	-5.756	-16.107	-14.148	-5.869	-9.644
$t_{y,2}$ (eV · Å ²)	-0.184	0.519	1.137	-0.149	7.269	3.414
$t_{x,3}$ (eV · Å ²)	-7.996	-8.665	-	-	-	-
$t_{y,3}$ (eV · Å ²)	-3.223	-3.282	-	-	-	-
ν_1 (eV · Å)	0.699	1.157	0.168	0.343	0.387	0.337
ν_2 (eV · Å)	0.349	0.358	0.333	0.343	0.482	0.153

TABLE IV. Fitted $\mathbf{k} \cdot \mathbf{p}$ model parameters for all six MX_2 .

In Eq. 4, we only keep k_i^2 ($i = x, y$) in the mass dependent terms and k_i in the velocity terms. The positive δ and δ' represent the band inversion nature at Γ point. Without SOC, the band crossing only occurs along $X - \Gamma$, thus we ignore k_y terms in the $\mathbf{k} \cdot \mathbf{p}$ model. In this sense, our $\mathbf{k} \cdot \mathbf{p}$ model at least can capture the band shape and the orbital reordering nature.

The $\mathbf{k} \cdot \mathbf{p}$ model for $M\text{Te}_2$ reveals the interplays between three orbitals and provides another angle to understand the semimetallic properties of $M\text{Te}_2$. In TABLE IV, the t_x terms are much larger than the t_y terms, suggesting a strong anisotropy in momentum space. It is also found that by fine tuning the SOC strength, a positive gap opens and the gap value shows a monotonic relationship with the SOC strength. In the next section, we discuss a strained TB model, where the strain effects are reflected in the hopping parameters.

IV. STRAINED TB MODEL

Strain is one of the most important approaches to tune the electronic properties of 2D materials. Experimental results prove the strain can induce metal-insulator transition and enhance the metastable phase growth[29, 43]. In this section, we introduce the strained TB model based on the I -TB model.

Assuming that a small uniaxial strain (around $\pm 1.0\%$) is applied to MX_2 without breaking any symmetries,

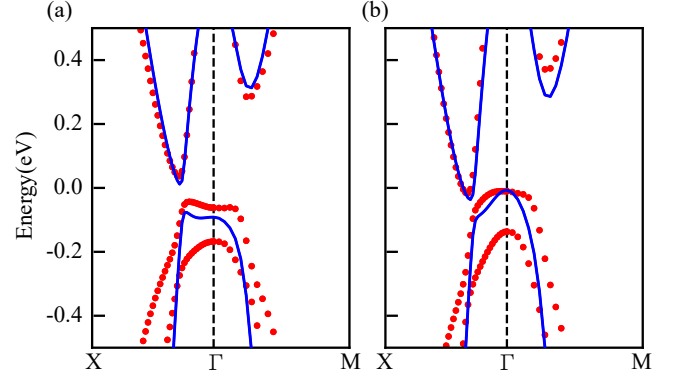


FIG. 7. The Band structures from first-principles calculations and strained TB model. (a) and (b) are WTe₂ band structures under a 5% tensile strain along the \mathbf{R}_x direction and under a compressive strain along the \mathbf{R}_y direction, respectively. All the first-principles calculation results and strained TB model results are labeled by red dots and blue lines, respectively.

we consider the strain as a small perturbation and only change the overlap between different orbitals. In the strained TB model, the strain effects on band structures are captured by changing the hopping parameters. Then a series of linear fittings are conducted within a small range of strain using Eq. 5:

$$\begin{aligned}
t'(r_{ix}(1 + \Delta_x|\mathbf{R}_x|), r_{iy}) &= \sum_{j=0} a_{x,j}\Delta_x^j, \\
t'(r_{ix}, r_{iy}(1 + \Delta_y|\mathbf{R}_y|)) &= \sum_{j=0} a_{y,j}\Delta_y^j.
\end{aligned} \tag{5}$$

Here, only a uniaxial strain is included. $a_{x/y,j}$ represents the j^{th} order polynomial coefficient in the x/y direction and $\Delta_{x/y}$ is the strain strength.

In Fig. 7, we present the band structures of $1\Gamma'$ -WTe₂ under uniaxial strain along the \mathbf{R}_x and the \mathbf{R}_y directions, respectively. Our strained TB model results for $1\Gamma'$ -WTe₂ are based on Eq. 5 to the linear order which are consistent with the first-principles calculations up to 5% strain strength. The strain effects along different direction are not identical. To be more specific, it is the tensile strain along the x direction or the compressive strain along the y direction that contributes to a more positive fundamental gap. Our strained TB model also reflects this strain anisotropy: in TABLE V, most linear order parameters have different signs along different directions. Besides, we believe the bulk conductance of all six MX_2 materials can be easily manipulated by external strain due to the similar orbital components and dispersions. Our strained TB model serves as a suitable starting point to analyze the electronic properties of MX_2 under perturbations.

In Appendix E, we provide the insulating $1\Gamma'$ -WTe₂ nontrivial edge density of states under strong enough uni-

$a_{x,1}(t_1)$	$a_{x,0}(t_1)$	$a_{x,1}(d_1)$	$a_{x,0}(d_1)$	$a_{x,1}(p_1)$	$a_{x,0}(p_1)$	$a_{x,1}(p_2)$	$a_{x,0}(p_2)$
-3.059	1.019	-1.467	0.468	-2.207	1.063	-2.798	0.374
4.823	1.015	0.330	0.461	2.777	1.068	4.225	0.376

TABLE V. Fitted parameters for WTe_2 strained TB model.

axial strain. This shows that the strain does not only open a fundamental gap in MX_2 , but also preserves the nontrivial topology.

V. SUMMARY

In this paper, we constructed four-band TB models based on the orbital components of monolayer $1T'-MX_2$. By analyzing the nonsymmorphic space group of $1T'-MX_2$ structure, bases from A_g and A_u IRs in C_{2h} were selected. Our TB models match well with the first-principles band structures along all high symmetric lines. I -TB model with fewer parameters fits well within the energy window from -0.3 eV to 0.3 eV; II -TB model with more parameters fits well within the energy window from -0.3 eV to 0.8 eV. With the inclusion of SOC effects, both TB models can capture the nontrivial topological properties of $1T'-MX_2$. Specifically, we find that the momenta belong to the same little group have different degeneracies due to features of the nonsymmorphic group. Plus, the spin of edge states along the R_x direction always lies in the $y-z$ plane, which is guaranteed by the time-reversal symmetry and the mirror symmetry M_x . Moreover, for the first time, we found that MX_2 have different parities at Γ point, and then we built two different types of $k \cdot p$ model to fully describe the low-energy properties of MX_2 . In the last section, we built the strained TB model to capture the effects of uniaxial strain along R_x and R_y . The small tensile strain along the x direction or compressive strain along the y direction induces a metal-insulator transition. To conclude, our TB and $k \cdot p$ models are simple and efficient to describe the $1T'-MX_2$ band structure and its topological properties, which can serve as a solid foundation for future studies of superconductivity and other many-body physics in $1T'-MX_2$.

VI. ACKNOWLEDGMENTS

We thank Vic K. T. Law, Jason Z.S. Gao, and Noah F.Q. Yuan for helpful discussions. This work is supported by the Research Grants Council of Hong Kong (ECS26302118, 16305019, 16306220 and N_HKUST626/18) and National Natural Science Foundation of China (NSFC20SC07).

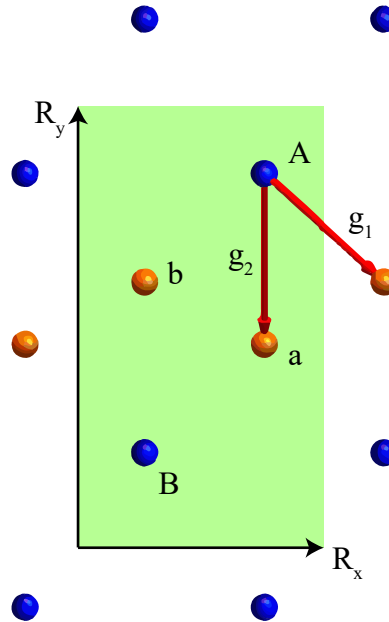


FIG. 8. Top view of the reduced lattice structure of monolayer MX_2 . M atom is in blue and X_1 atom is in orange. Unit cell is labeled by the green rectangle. Two basic vectors are labeled as g_1 and g_2 to be accounted for generating other r_i . The unit vectors are labeled as R_x and R_y .

Appendix A: Layout of Tight-binding parameters

We label all the hoppings in real space included in our TB model with the following notations.

$$\begin{aligned}
 r_1^{dp} &= g_1, & r_2^{dp} &= g_2 + R_x \\
 r_3^{dp} &= g_1 + R_x + R_y, & r_4^{dp} &= g_2 + R_x + R_y \\
 r_5^{dp} &= g_2 + R_x - R_y, & r_6^{dp} &= g_1 + R_x - R_y \\
 r_1^{pp} &= R_x, & r_2^{pp} &= g_1 - g_2 \\
 r_3^{pp} &= R_y, & r_4^{pp} &= g_1 - g_2 - R_y \\
 r_5^{pp} &= g_1 - g_2 + R_y, & r_6^{pp} &= R_x + R_y \\
 r_1^{dd} &= g_1 + g_2 + R_y, & r_2^{dd} &= R_x \\
 r_3^{dd} &= g_1 + g_2, & r_4^{dd} &= R_y \\
 r_5^{dd} &= R_x + R_y, & r_6^{dd} &= g_1 + g_2 - R_y
 \end{aligned}$$

The hopping parameters in the main text are defined as

$$\begin{aligned} t_i(\mathbf{r}_i^{dp}) &= \langle \phi_l(\mathbf{r}) | \hat{H} | \phi_{l'}(\mathbf{r} - \mathbf{r}_i^{dp}) \rangle; \\ d_i(\mathbf{r}_i^{dd}) &= \langle \phi_l(\mathbf{r}) | \hat{H} | \phi_{l'}(\mathbf{r} - \mathbf{r}_i^{dd}) \rangle; \\ p_i(\mathbf{r}_i^{pp}) &= \langle \phi_l(\mathbf{r}) | \hat{H} | \phi_{l'}(\mathbf{r} - \mathbf{r}_i^{pp}) \rangle \quad (l, l' = A, B, a, b). \end{aligned}$$

The symmetry constraints of the hopping parameters read:

$$\begin{aligned} t_i(\mathbf{r}_i^{dp}) &= -t_i(M_x \mathbf{r}_i^{dp}) = -t_i(P \mathbf{r}_i^{dp}) \\ d_i(\mathbf{r}_i^{dd}) &= d_i(M_x \mathbf{r}_i^{dd}) = d_i(P \mathbf{r}_i^{dd}) \\ p_i(\mathbf{r}_i^{dd}) &= p_i(M_x \mathbf{r}_i^{dd}) = p_i(P \mathbf{r}_i^{dd}) \end{aligned} \quad (6)$$

Similarly, we consider the symmetry constraints in the SOC terms. In the main text, only \mathbf{g}_1 , \mathbf{g}_2 connected off-site SOC terms are constructed. We label the SOC parameters as: $il_j(\mathbf{g}_j) = \langle \phi_{A/B, \alpha}(\mathbf{r}) | \hat{H} | \phi_{a/b, \alpha'}(\mathbf{r} - \mathbf{g}_j) \rangle$, ($\alpha, \alpha' = \uparrow, \downarrow$).

Since the M_x operation anti-commutes with σ_y and σ_z in spin bases, we consider the SOC effects in the y and the z directions. The symmetry constraints to the SOC parameters read:

$$\begin{aligned} il_j(\mathbf{g}_1) &= il_j(M_x \mathbf{g}_1) = -il_j(P \mathbf{g}_1) \\ il_j(\mathbf{g}_2) &= -il_j(P \mathbf{g}_2) \end{aligned} \quad (7)$$

Appendix B: Edge density of states

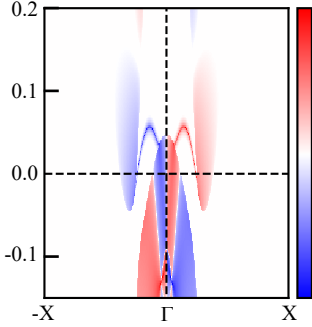


FIG. 9. WTe₂ edge spin-polarized density of states in the y direction.

In the main-text, spin-polarized density of states in the z direction is presented. Here we supplement the result in the y direction.

Appendix C: Symmetry-protected degeneracy and zero spin polarization

For any lattice structure which preserves time-reversal (T) and inversion (P) symmetries, the Hamiltonian sat-

isfies the constraints:

$$\begin{aligned} [H, T] &= [H, P] = 0 \\ H |k_i, \sigma_i\rangle &= E |k_i, \sigma_i\rangle \end{aligned} \quad (8)$$

where $|k_i, \sigma_i\rangle$ is the eigenstate of H , we apply the symmetry operations (T, P) on both sides of the equation:

$$\begin{aligned} TH |k_i, \sigma_i\rangle &= ET |k_i, \sigma_i\rangle \\ PH |k_i, \sigma_i\rangle &= EP |k_i, \sigma_i\rangle \\ &\text{with (8),} \\ TH |k_i, \sigma_i\rangle &= HT |k_i, \sigma_i\rangle \\ PH |k_i, \sigma_i\rangle &= HP |k_i, \sigma_i\rangle \end{aligned} \quad (9)$$

now for every eigenvalue E , we have at most two eigenstates labeled by different spin vectors:

$$\begin{aligned} T |k_i, \sigma_i\rangle &= |-k_i, -\sigma_i\rangle \\ P |k_i, \sigma_i\rangle &= |-k_i, \sigma_i\rangle \end{aligned} \quad (10)$$

Here, we denote the eigenstates by momentum and spin polarization ($|k_i, \sigma_i\rangle$, ($i = x, y, z$)). For any spin polarization direction, if σ_i is not zero, we can always find the spin symmetry ‘partner’ ($-\sigma_i$) and the summation of every spin partner ($\rho(E, k_i)_i$) is zero; if σ_i is zero, it will directly contribute to the zero spin density of states. With a similar deduction process, when the edge structure only preserves mirror (M) and time-reversal symmetries, since mirror symmetry operator ($M_i = i\sigma_i$) commute with σ_i , the spin symmetry ‘partner’ ($-\sigma_i$) can only be found along the i direction. To summarize, the zero $\rho(E, k_i)_i$ protected by the combination of time-reversal symmetry and one crystalline symmetry whose operator commute with σ_i .

Appendix D: symmetry constraints of the $k \cdot p$ model

We use the bases $\{|\phi_{p_x, \uparrow}\rangle, |\phi_{p_x, \downarrow}\rangle, |\phi_{d_{xz}, \uparrow}\rangle, |\phi_{d_{xz}, \downarrow}\rangle\}$ for MSe_2 , MS_2 and $\{|\phi_{d_{z2}, \uparrow}\rangle, |\phi_{d_{z2}, \downarrow}\rangle, |\phi_{d_{xz}, \uparrow}\rangle, |\phi_{d_{xz}, \downarrow}\rangle, |\phi_{p_y, \uparrow}\rangle, |\phi_{p_y, \downarrow}\rangle\}$ for MTe_2 .

Symmetry operations at Γ point are $M_x = is_z\sigma_x$, $P = s_z\sigma_0$, and $T = is_0\sigma_yK$ for MSe_2 and MS_2 , and $P = (\lambda_0 + 2\sqrt{3}\lambda_8)\sigma_0$, $M_x = i(\lambda_0 + 3\lambda_3 - \sqrt{3}\lambda_8)\sigma_x$ and $T = i\lambda_0\sigma_yK$ for MTe_2 . The following table lists the symmetry transformation relationships under different k_i , $s_i\sigma_j$, and $\lambda_i\sigma_j$.

P	M_x	T	\mathbf{k}	$s_i \sigma_i$	$\lambda_i \sigma_i$
+1	+1	+1	$1; k_x^2; k_y^2$	$s_{0/z} \sigma_0$	$\lambda_{3/8} \sigma_0; \lambda_2 \sigma_{y/z}$
+1	+1	-1	-	$s_{0/z} \sigma_x$	$\lambda_{3/8} \sigma_x; \lambda_1 \sigma_{y/z}$
+1	-1	+1	$k_x k_y$	-	$\lambda_1 \sigma_0; \lambda_2 \sigma_x$
-1	+1	+1	-	$s_x \sigma_0; s_y \sigma_x$	$\lambda_4 \sigma_0; \lambda_5 \sigma_x; \lambda_7 \sigma_{y/z}$
+1	-1	-1	-	$s_{0/z} \sigma_{y/z}$	$\lambda_2 \sigma_0; \lambda_1 \sigma_x; \lambda_{3/8} \sigma_{y/z}$
-1	+1	-1	k_y	$s_x \sigma_x; s_y \sigma_0$	$\lambda_5 \sigma_0; \lambda_4 \sigma_x; \lambda_6 \sigma_{y/z}$
-1	-1	+1	-	$s_y \sigma_{y/z}$	$\lambda_6 \sigma_0; \lambda_7 \sigma_x; \lambda_5 \sigma_{y/z}$
-1	-1	-1	k_x	$s_x \sigma_{y/z}$	$\lambda_7 \sigma_0; \lambda_6 \sigma_x; \lambda_4 \sigma_{y/z}$

TABLE VI. The character table for the $\mathbf{k} \cdot \mathbf{p}$ models.

The symmetry-allowed terms in the $\mathbf{k} \cdot \mathbf{p}$ model read:

$$\begin{aligned}
H_1(\mathbf{k}) &= \epsilon_1(\mathbf{k}) I_4 + M_1(\mathbf{k}) s_z \sigma_0 + \nu_1 k_x s_x \sigma_y + \nu_2 k_x s_x \sigma_z \\
&\quad + \nu_3 k_y s_x \sigma_x + \nu_4 k_y s_y \sigma_0 \\
H_2(\mathbf{k}) &= \epsilon_2(\mathbf{k}) I_6 + M_1(\mathbf{k}) \lambda_3 \sigma_0 + M_2(\mathbf{k}) \lambda_8 \sigma_0 \\
&\quad + M_3(\mathbf{k}) \lambda_2 \sigma_y + M_4(\mathbf{k}) \lambda_2 \sigma_z + \nu_1 k_x \lambda_7 \sigma_0 \\
&\quad + \nu_2 k_x \lambda_4 \sigma_z + \nu_3 k_x \lambda_4 \sigma_y + \nu_4 k_x \lambda_6 \sigma_x \\
&\quad + \nu_5 k_y \lambda_5 \sigma_0 + \nu_6 k_y \lambda_4 \sigma_x + \nu_7 k_y \lambda_6 \sigma_y \\
&\quad + \nu_8 k_y \lambda_6 \sigma_z \\
\epsilon_{1/2}(\mathbf{k}) &= \mu + t_{x,1} k_x^2 + t_{y,1} k_y^2 \\
M_1(\mathbf{k}) &= -\delta + t_{x,2} k_x^2 + t_{y,2} k_y^2 \\
M_2(\mathbf{k}) &= -\delta' + t_{x,3} k_x^2 + t_{y,3} k_y^2 \\
M_3(\mathbf{k}) &= -\delta_3 + t_{x,4} k_x^2 + t_{y,4} k_y^2 \\
M_4(\mathbf{k}) &= -\delta_4 + t_{x,5} k_x^2 + t_{y,5} k_y^2
\end{aligned} \tag{11}$$

In Eq. 11 we list all the symmetry-allowed terms up to k_i^2 ($i = x, y$). In the main text, only $\epsilon_{1/2}$, $M(\mathbf{k})_{1/2}$, and $\nu_{1/2}$ are included.

Appendix E: Edge density of states from strained TB model

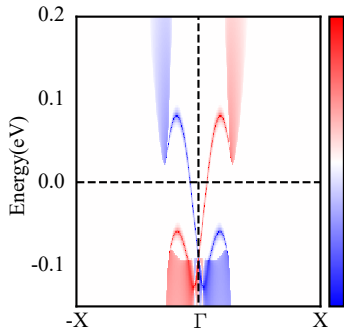


FIG. 10. WTe₂ edge spin-polarized density of states in the y direction. The strained TB parameters are under 5% tensile strain along \mathbf{R}_x direction.

-
- [1] C. L. Kane and E. J. Mele, *Phys. Rev. Lett.* **95**, 226801 (2005).
- [2] M. Z. Hasan and C. L. Kane, *Rev. Mod. Phys.* **82**, 3045 (2010).
- [3] X.-L. Qi and S.-C. Zhang, *Rev. Mod. Phys.* **83**, 1057 (2011).
- [4] A. Bansil, H. Lin, and T. Das, *Rev. Mod. Phys.* **88**, 021004 (2016).
- [5] B. A. Bernevig, T. L. Hughes, and S.-C. Zhang, *Science* **314**, 1757 (2006).
- [6] M. König, S. Wiedmann, C. Brüne, A. Roth, H. Buhmann, L. W. Molenkamp, X.-L. Qi, and S.-C. Zhang, *Science* **318**, 766 (2007).
- [7] C. Liu, T. L. Hughes, X.-L. Qi, K. Wang, and S.-C. Zhang, *Phys. Rev. Lett.* **100**, 236601 (2008).
- [8] I. Knez, R.-R. Du, and G. Sullivan, *Phys. Rev. Lett.* **107**, 136603 (2011).
- [9] X. Qian, J. Liu, L. Fu, and J. Li, *Science* **346**, 1344 (2014).
- [10] Z. Fei, T. Palomaki, S. Wu, W. Zhao, X. Cai, B. Sun, P. Nguyen, J. Finney, X. Xu, and D. H. Cobden, *Nat. Phys.* **13**, 677 (2017).
- [11] S. Wu, V. Fatemi, Q. D. Gibson, K. Watanabe, T. Taniguchi, R. J. Cava, and P. Jarillo-Herrero, *Science* **359**, 76 (2018).
- [12] S. Tang, C. Zhang, D. Wong, Z. Pedramrazi, H.-Z. Tsai, C. Jia, B. Moritz, M. Claassen, H. Ryu, S. Kahn, *et al.*, *Nat. Phys.* **13**, 683 (2017).
- [13] L. Peng, Y. Yuan, G. Li, X. Yang, J.-J. Xian, C.-J. Yi, Y.-G. Shi, and Y.-S. Fu, *Nat. Commun.* **8**, 1 (2017).
- [14] Z.-Y. Jia, Y.-H. Song, X.-B. Li, K. Ran, P. Lu, H.-J. Zheng, X.-Y. Zhu, Z.-Q. Shi, J. Sun, J. Wen, *et al.*, *Phys. Rev. B* **96**, 041108 (2017).
- [15] T. Palomaki, X. Xu, S. Luescher, C. Olsen, W. Zhao, Z. Fei, D. H. Cobden, J. A. Folk, P. Bement, and E. Sajadi, *Science* **362**, 922 (2018).
- [16] V. Fatemi, S. Wu, Y. Cao, L. Bretheau, Q. D. Gibson, K. Watanabe, T. Taniguchi, R. J. Cava, and P. Jarillo-Herrero, *Science* **362**, 926 (2018).
- [17] Y.-T. Hsu, W. S. Cole, R.-X. Zhang, and J. D. Sau, *Phys. Rev. Lett.* **125**, 097001 (2020).
- [18] Y.-M. Xie, B. T. Zhou, and K. Law, *Phys. Rev. Lett.* **125**, 107001 (2020).
- [19] Z. Fei, W. Zhao, T. A. Palomaki, B. Sun, M. K. Miller, Z. Zhao, J. Yan, X. Xu, and D. H. Cobden, *Nature* **560**, 336 (2018).
- [20] P. Sharma, F.-X. Xiang, D.-F. Shao, D. Zhang, E. Y. Tsybal, A. R. Hamilton, and J. Seidel, *Sci. Adv.* **5**, eaax5080 (2019).
- [21] A. A. Soluyanov, D. Gresch, Z. Wang, Q. Wu, M. Troyer, X. Dai, and B. A. Bernevig, *Nature* **527**, 495 (2015).
- [22] S. Y. Xu, Q. Ma, H. Shen, V. Fatemi, S. Wu, T. R. Chang, G. Chang, A. M. Valdivia, C. K. Chan, Q. D. Gibson, J. Zhou, Z. Liu, K. Watanabe, T. Taniguchi, H. Lin, R. J. Cava, L. Fu, N. Gedik, and P. Jarillo-Herrero, *Nat. Phys.* **14**, 900 (2018).
- [23] D. MacNeill, G. M. Stiehl, M. H. Guimaraes, R. A. Buhrman, J. Park, and D. C. Ralph, *Nat. Phys.* **13**, 300 (2017).
- [24] Y. Wu, N. H. Jo, M. Ochi, L. Huang, D. Mou, S. L. Bud'ko, P. C. Canfield, N. Trivedi, R. Arita, and A. Kaminski, *Phys. Rev. Lett.* **115**, 166602 (2015).
- [25] X.-C. Pan, X. Chen, H. Liu, Y. Feng, Z. Wei, Y. Zhou, Z. Chi, L. Pi, F. Yen, F. Song, *et al.*, *Nat. Commun.* **6**, 7805 (2015).
- [26] D. Kang, Y. Zhou, W. Yi, C. Yang, J. Guo, Y. Shi, S. Zhang, Z. Wang, C. Zhang, S. Jiang, *et al.*, *Nat. Commun.* **6**, 7804 (2015).
- [27] P. Chen, W. W. Pai, Y.-H. Chan, W.-L. Sun, C.-Z. Xu, D.-S. Lin, M. Chou, A.-V. Fedorov, and T.-C. Chiang, *Nat. Commun.* **9** (2018), 10.1038/s41467-018-04395-2.
- [28] Z. Pedramrazi, C. Herbig, A. Pulkkin, S. Tang, M. Phillips, D. Wong, H. Ryu, M. Pizzochero, Y. Chen, F. Wang, *et al.*, *Nano letters* **19**, 5634 (2019).
- [29] W. Chen, M. Hu, J. Zong, X. Xie, Q. Meng, F. Yu, L. Wang, W. Ren, A. Chen, G. Liu, *et al.*, *Advanced Materials* **33**, 2004930 (2021).
- [30] F. Cheng, Z. Hu, H. Xu, Y. Shao, J. Su, Z. Chen, W. Ji, and K. P. Loh, *ACS nano* **13**, 2316 (2019).
- [31] C. H. Naylor, W. M. Parkin, J. Ping, Z. Gao, Y. R. Zhou, Y. Kim, F. Streller, R. W. Carpick, A. M. Rappe, M. Drndic, *et al.*, *Nano letters* **16**, 4297 (2016).
- [32] H. Xu, D. Han, Y. Bao, F. Cheng, Z. Ding, S. J. Tan, and K. P. Loh, *Nano Lett.* **18**, 5085 (2018).
- [33] K. Deng, G. Wan, P. Deng, K. Zhang, S. Ding, E. Wang, M. Yan, H. Huang, H. Zhang, Z. Xu, *et al.*, *Nat. Phys.* **12**, 1105 (2016).
- [34] Y. Qi, P. G. Naumov, M. N. Ali, C. R. Rajamathi, W. Schnelle, O. Barkalov, M. Hanfland, S. C. Wu, C. Shekhar, Y. Sun, V. Süß, M. Schmidt, U. Schwarz, E. Pippel, P. Werner, R. Hillebrand, T. Förster, E. Kampert, S. Parkin, R. J. Cava, C. Felser, B. Yan, and S. A. Medvedev, *Nat. Commun.* **7**, 1 (2016).
- [35] S. Tang, C. Zhang, D. Wong, Z. Pedramrazi, H.-Z. Tsai, C. Jia, B. Moritz, M. Claassen, H. Ryu, S. Kahn, J. Jiang, H. Yan, M. Hashimoto, D. Lu, R. G. Moore, C.-C. Hwang, C. Hwang, Z. Hussain, Y. Chen, M. M. Ugeda, Z. Liu, X. Xie, T. P. Devereaux, M. F. Crommie, S.-K. Mo, and Z.-X. Shen, *Nat. Phys.* **13**, 683 (2017).
- [36] Y.-H. Song, Z.-Y. Jia, D. Zhang, X.-Y. Zhu, Z.-Q. Shi, H. Wang, L. Zhu, Q.-Q. Yuan, H. Zhang, D.-Y. Xing, *et al.*, *Nat. Commun.* **9**, 1 (2018).
- [37] L. Muechler, A. Alexandradinata, T. Neupert, and R. Car, *Phys. Rev. X* **6**, 041069 (2016).
- [38] S. Ok, L. Muechler, D. Di Sante, G. Sangiovanni, R. Thomale, and T. Neupert, *Phys. Rev. B* **99**, 121105(R) (2019).
- [39] D.-H. Choe, H.-J. Sung, and K. J. Chang, *Phys. Rev. B* **93**, 125109 (2016).
- [40] G. Kresse and J. Furthmüller, *Comput. Mater. Sci.* **6**, 15 (1996).
- [41] P. E. Blöchl, *Phys. Rev. B* **50**, 17953 (1994).
- [42] J. P. Perdew, K. Burke, and M. Ernzerhof, *Phys. Rev. Lett.* **77**, 3865 (1996).
- [43] C. Zhao, M. Hu, J. Qin, B. Xia, C. Liu, S. Wang, D. Guan, Y. Li, H. Zheng, J. Liu, *et al.*, *Physical Review Letters* **125**, 046801 (2020).