

Model comparison of the transverse momentum spectra of charged hadrons produced in $PbPb$ collision at $\sqrt{s_{NN}} = 5.02$ TeV

Rohit Gupta ¹ and Satyajit Jena ^{1, a}

¹*Department of Physical Sciences, Indian Institute of Science Education and Research (IISER) Mohali, Sector 81 SAS Nagar, Manauli PO 140306 Punjab, India*

Transverse Momentum, p_T , spectra is of prime importance in order to extract crucial information about the evolution dynamics of the system of particles produced in the collider experiments. In this work, the transverse momentum spectra of charged hadrons produced in $PbPb$ collision at 5.02 TeV has been analyzed using different distribution functions in order to gain strong insight into the information that can be extracted from the spectra. We have also discussed the applicability of Pearson distribution on the spectra of charged hadron at 5.02 TeV.

PACS numbers: 05.70.Ce, 25.75.Nq, 12.38.Mh

I. INTRODUCTION

The quest to develop the understanding of Quantum Chromodynamics (QCD) matter created during the very early universe has been the primary motivation behind several theoretical as well as experimental studies in particle physics. Whether the QCD phase transition is first order, second order or simple crossover, and what is the critical temperature and the order parameters of phase transition etc. are some of the long-standing questions that intrigue the researchers to explore QCD phase diagram by utilising data from different heavy-ion collider experiments like Relativistic Heavy Ion Collider (RHIC) at BNL and in Large Hadron Collider (LHC) at CERN. The QCD matter under discussion is popularly known as Quark-Gluon Plasma (QGP) which cooks up under extreme conditions of temperature and energy density. Such extreme condition has been achieved in the experiments at RHIC & LHC and provided us the tool to investigate and to uncover the mystery of the fireball that filled our universe few microseconds after the Big Bang.

The theoretical reasoning behind the formation of QGP comes from the asymptotic freedom due to the nature of the running coupling strength of constituent partons. The theory of quark gluon interaction, QCD, dictates that the coupling strength between quarks & gluons increases with a decrease in the energy scales (or increase in length scale). On the other hand, the length scale can be decreased by bringing partons closer to each other. As the length scale reduces, the coupling strength also decreases and it reaches to a point where quarks & gluons asymptotically appear to be free from their nucleonic volume changing its hadronic degrees of freedom to partonic degrees of freedom. Hence a dense hot soup of quarks and gluons forms, which we call QGP. This is exactly what experiments like RHIC and LHC had achieved by colliding highly energetic nucleons travelling at ultra-relativistic speed. However, the time scale of such process is extremely small so it is not possible to directly probe and characterize it using present day technologies. In experiments, we only receive the information about kinematics of final state particles that are free streaming

to the detectors. We utilise the kinematics of these final state particles to get the information about the underlying process that led to the formation of these particles.

The transverse momentum, p_T , spectra of final state particle is a crucial kinematic observable that can be utilized as an effective probe to understand the thermodynamical properties of the system produced in the collision. It is also an essential observable to understand the dynamics of QGP and the quark-hadron phase transition. Several theoretical models [1–4] have been developed to characterize p_T -spectra and to extract different physical parameters that can be further used to enhance our understanding of the system produced during such collisions. Most of these models are developed based on the statistical and thermodynamical approach since it is almost impossible to apply perturbative field theory calculations because of the high QCD coupling strength at low p_T (due to asymptotic freedom).

In this work, we have performed a comparative study of different models on p_T -spectra of charged hadrons produced in $PbPb$ collision at the recently published result at $\sqrt{s_{NN}} = 5.02$ TeV.

II. MODELS

As discussed in the previous section, it is difficult to apply perturbative QCD at low- p_T region of spectra as the coupling strength becomes extremely high at low momentum transfer scale. Hence, we rely on the phenomenological models. Among several such models, statistical thermal approaches are widely used to explain transverse momentum spectra. Initial work by Koppe [5, 6], Fermi [7, 8] and Hagedorn [9, 10] developed the fundamentals of the statistical description of particle spectra in high energy physics. These initial works was followed by several application of statistical thermodynamics in studying the particle production mechanism using the momenta carried out by outgoing particles. In this section, we will discuss different models developed to explain the spectra and we will present the results obtained by fitting the p_T -spectra data produced in 5.02 TeV collision.

^a sjena@iisermohali.ac.in

A. Boltzmann Distribution

For a system that is considered to be of purely thermal origin, the most natural choice to explain the statistical distribution of the energy of constituent particles is the standard Boltzmann-Gibbs statistics. Boltzmann distribution has long been used to explain energy spectra [1, 11] of the classical statistical system. Because the temperature of the system during heavy-ion collision is extremely high and Fermi-Dirac and Bose-Einstein statistics approaches Maxwell-Boltzmann statistics at high temperature, we can use Boltzmann distribution to explain the spectra of particles produced during the heavy-ion collision. In the case of Boltzmann distribution, we can write number density as:

$$\frac{d^3N}{dp^3} = \frac{gV}{(2\pi)^3} \exp\left(\frac{\mu - E}{T}\right) \quad (1)$$

which can be further reduced to the form that is used in the high energy physics [1, 11]

$$\frac{d^2N}{2\pi p_T dp_T dy} = m_T \frac{gV}{(2\pi)^3} \exp\left(\frac{-m_T}{T}\right) \quad (2)$$

Here m_T is the transverse mass and is related to transverse

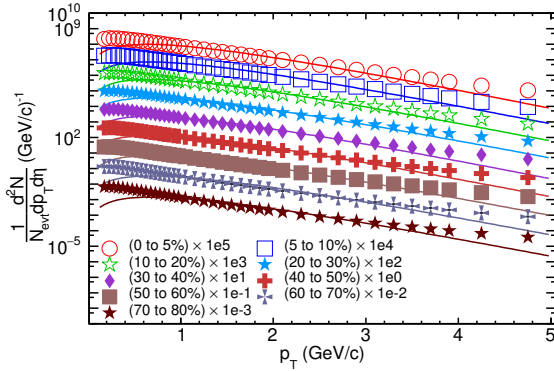


FIG. 1. The transverse momentum spectra of charged hadrons at different centralities produced at collision energies of 5.02 TeV [12] fitted with Boltzmann (Eq. 2).

momentum by $m_T = \sqrt{m^2 + p_T^2}$, g is spin degeneracy factor and V is volume of the system under consideration. In Fig. 1 we have fitted the p_T -spectra of charged hadrons produced $PbPb$ collision at 5.02 TeV with the Boltzmann distribution function (Eq. 2). We observe that the data deviate significantly from the BG function at low- & high- p_T region of the spectra. This deviation finds its origin in the low number of particles in the collision. BG statistics applies to the system where the number of particles in the system should be of the order of Avogadro number; however, only a few thousand particles are produced in heavy-ion collision. At the same time, the applicability of BG statistics is limited to the system where entropy of the ensemble is extensive as well as additive in nature. To tackle these fundamental issues, we need to find a solution for non-extensive formalism which can be applied to the system

under discussion. Therefore, a generalization of BG statistics was proposed by C. Tsallis in his seminal work Ref. [2] to tackle non-extensivity in the system. By doing so it overcomes the limitation of BG statistics. In this context, we provide a brief discussion on Tsallis statistics and the corresponding fit result of $PbPb$ collision at $\sqrt{s_{NN}} = 5.02$ TeV.

B. Tsallis Distribution

To provide a generalized formalism to explain non-extensive system such as the system produced in the heavy-ion collision, Tsallis statistics, also known as non-extensive statistics, were proposed as a generalization of Boltzmann-Gibbs statistics in 1988 by C. Tsallis. In Tsallis statistics, a parameter ' q ' has been introduced, which takes care of the non-extensivity in the system. This new parameter also acts as a scaling factor of number of particle to make this statistics applicable to the system with the low number of particles compared to the Avogadro number. Here, normal exponential are replaced by q -exponential as

$$\exp_q(x) = [1 - (q-1)x]^{-\frac{1}{q-1}} \quad (3)$$

which in the limit $q \rightarrow 1$ gives us normal exponential. Further, entropy in case of Tsallis statistics [2] is given as

$$S_q = k \frac{1 - \sum_i p_i^q}{q-1} \quad (4)$$

Functional form of transverse momentum spectra in case of

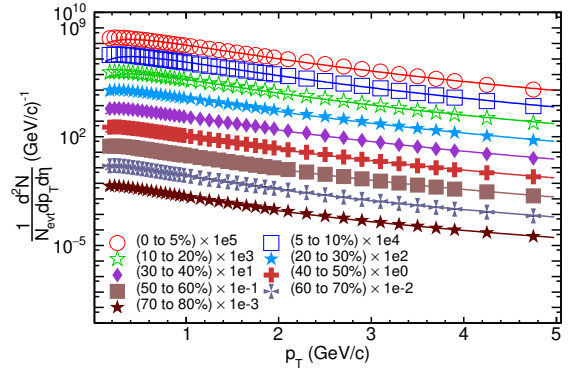


FIG. 2. The transverse momentum spectra of charged hadrons at different centralities produced at collision energies of 5.02 TeV [12] fitted with Tsallis (Eq. 5).

Tsallis statistics can be obtained by replacing normal exponential in Eq. (2) with q -exponential

$$\frac{1}{2\pi p_T} \frac{d^2N}{dp_T dy} = \frac{gV m_T}{(2\pi)^3} \left[1 + (q-1) \frac{m_T}{T}\right]^{-\frac{q}{q-1}} \quad (5)$$

This distribution function converges to Boltzmann distribution in the limit $q \rightarrow 1$. Also, Tsallis statistics has been proved to be thermodynamically consistent following the laws of thermodynamics [13]. This form of transverse momentum spectra has been shown in different work [13–17] to very nicely

explain the spectra at different energies. Additionally, it has been observed that there are certain systems [18] with significant long-range interactions, the entropy in such system can be non-additive and non-extensive and the Tsallis formalism has been used to explain such system [19].

Figure 2 shows the fitting of Tsallis distribution to the p_T -spectra of charged particles produced in $PbPb$ collision at $\sqrt{s_{NN}} = 5.02$ TeV. It is evident from the figure that Tsallis distribution provides a much better fit to the spectra compared to the Boltzmann distribution. The detail comparison of χ^2/NDF values are given in the table I, we can observed that there is a significant improvement in explaining the spectra of $PbPb$ collision at $\sqrt{s_{NN}} = 5.02$ TeV.

However, we observed that it doesn't explain the data at low- and high- p_T part of spectra. This might be due to the various particle production mechanism in the heavy-ion collision, effecting the nature of spectra. Therefore, the applicability of Tsallis statistics is only limited to soft- p_T regime of the spectra (although it deviates narrowly at low- p_T) whereas for high- p_T , dominated by hard-processes, it doesn't explain. As shown and discussed in Ref. [20–22], the Tsallis formalism becomes extremely complex to incorporate hard processes and eventually a modification is required to explain very high- p_T part of the particle spectra. On the contrary, the particle production is dominated by hard QCD processes at high- p_T region of the spectra, which could be explained by a QCD inspired power law form of function such as:

$$f(p_T) = \frac{1}{N} \frac{dN}{dp_T} = A p_T \left(1 + \frac{p_T}{p_0} \right)^{-n} \quad (6)$$

An unified model to explain the contribution of both soft and hard processes to p_T -spectra is still an open problem. Before we discuss about the unified formalism [23, 24], we would like to discuss about several other approaches to explain p_T -spectra. Apart from the purely statistical models discussed above, several hydrodynamics based models are also developed to explain the spectra considering the initial state fluctuation and the collective behaviour of the QCD matter created during the collision.

C. Blast Wave (BW)

It is experimentally established the system produced during the high energy collision has an azimuthal anisotropy because of the difference in flow velocities along different direction. This azimuthal anisotropy is a result of some initial state geometrical effects that arise during the collision. Thus, it can be argued that the outgoing particles must carry the imprint of such effects and can influence the nature of the spectra. To incorporate such effects in spectra, several models are proposed [3, 4]. The Blast wave model is a hydrodynamics inspired model developed to include the flow properties along with the random thermal motion of particles in order to give a complete picture of the evolution dynamics of QGP, including the azimuthal anisotropy. Transverse momentum spectra in case

of Blast-Wave model [3] is given as :

$$\frac{dN}{p_T dp_T} \propto \int_0^R r dr m_T I_0 \left(\frac{p_T \sinh \rho(r)}{T_{kin}} \right) \times K_1 \left(\frac{m_T \cosh \rho(r)}{T_{kin}} \right) \quad (7)$$

Here m_T is the transverse mass, I_0 and K are modified Bessel functions. Also, $\rho(r) = \tanh^{-1} \beta$ and β is the transverse radial flow velocity which is parameterized in form of a power law of the form $\beta_t(r) = \beta_s (r/R)^n$ where β_s represent the surface flow velocity and n is the exponent of flow profile. Finally, r/R represents the radial position of thermal source.

The temperature extracted using the BW function has a dif-

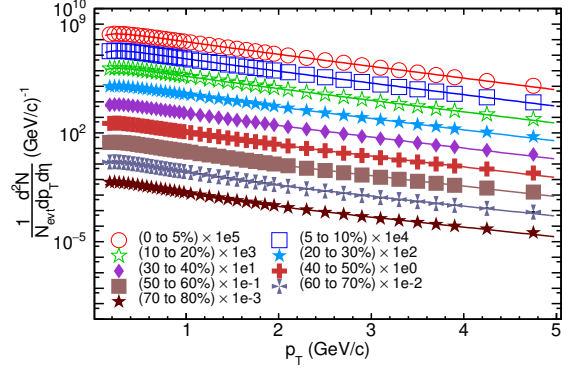


FIG. 3. The transverse momentum spectra of charged hadrons at different centralities produced at collision energies of 5.02 TeV [12] fitted with Blast-Wave function (Eq. 7).

ferent interpretation as compared to the temperature extracted from Boltzmann-Gibbs function (Eq. 2) or Tsallis function (Eq. 5). Fitting with BW function gives us kinetic freeze-out temperature (T_{kin}) whereas fitting with BG or Tsallis distribution gives us effective temperature (T_{eff}). These two quantities are related as [25]:

$$T_{eff} = T_{kin} + f(\beta_t) \quad (8)$$

Here $f(\beta_t)$ is a function of transverse flow velocity β_t . We show the result of Blast-Wave fitting to the p_T -spectra of particles produced in 5.02 TeV collision in the Fig. 3. The fitting yields the kinetic temperature as 113.6 MeV, and the average flow velocity close to 0.63 for most central collision. The χ^2/NDF values are close to unity for central collisions but they start to increase with the decrease in the nuclear overlap by approaching to a value 20 for most peripheral collision. This formalism doesn't include the concept of non-extensive, therefore, a generalization of Blast-Wave model to include non-extensive system is discussed in the next section.

D. Tsallis Blast Wave (TBW)

Tsallis Blast Wave method is an extension of Blast-Wave method which was introduced to take into account the effect of

non-extensivity in the system along with the flow properties. As discussed elsewhere in the article, Tsallis formalism can be used to tackle the system with non-extensivity, the Boltzmann distribution used in the Blast-Wave model is replaced by the Tsallis distribution in order to get the Tsallis Blast Wave function [3, 4]. Transverse momentum spectra in the case of TBW is given as:

$$\frac{dN}{p_T dp_T} \propto m_T \int_{-Y}^Y \cosh(y) dy \int_{-\pi}^{\pi} d\phi \int_0^R r dr \times \left(1 + \frac{q-1}{T} (m_T \cosh(y) \cosh(\rho) - p_T \sinh(\rho) \cos\phi) \right)^{-\frac{1}{q-1}} \quad (9)$$

Here y represent rapidity and ρ is the flow profile as described in the Blast-Wave section. Also, the average flow velocity is given as

$$\beta = \beta_s / (1 + 1/(1+n)) \quad (10)$$

After its introduction, the TBW method has been used in different works to fit p_T -spectra of particles and extract information related to the thermodynamics and hydrodynamics evolution of the system produced in the heavy-ion collision. We

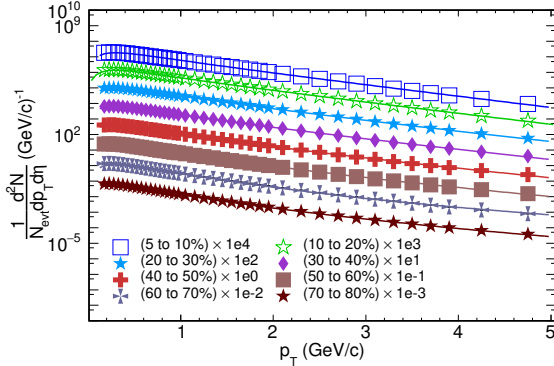


FIG. 4. The transverse momentum spectra of charged hadrons at different centralities produced at collision energies of 5.02 TeV [12] fitted with Tsallis Blast-Wave function (Eq. 9).

have shown the fitting of p_T -spectra with TBW function in Fig. 4. The value of kinetic freeze-out temperature extracted from the TBW fit shows a decline trend with the increase in centrality and the average flow velocity is around 0.6 which is similar to what is obtained in the BW fit. TBW model gives a holistic view of particle production in high energy collision, including statistical and hydrodynamical description but only at the low- p_T part of the spectra. Although the result obtained by this method gives a better explanation at low- p_T , it does not take care of hardness in the spectra in high- p_T region, which is dominated by the particles produced in hard scattering processes.

We also tried to fit this data with statistical model as proposed in Ref. [26]. The q-Weibull distribution is an extension of Weibull distribution, which was described by Swedish mathematician Waloddi Weibull in 1951. Weibull distribution is a

continuous probability distribution and is given as:

$$P(x, \lambda, k) = \begin{cases} \frac{k}{\lambda} \left(\frac{x}{\lambda}\right)^{k-1} e^{-(x/\lambda)^k} & x \geq 0 \\ 0 & x < 0 \end{cases}$$

where λ is the scale parameter and k is the shape parameter of distribution, with $k \& \lambda > 0$.

Weibull distribution finds its application in the system where dynamical evolution is driven by fragmentation and sequential branching [27, 28]. Since the evolution of the system in hadrons and heavy-ion collision is dominated by a perturbative QCD based parton cascade model, we can apply q-Weibull distribution to study particle spectra. Incorporat-

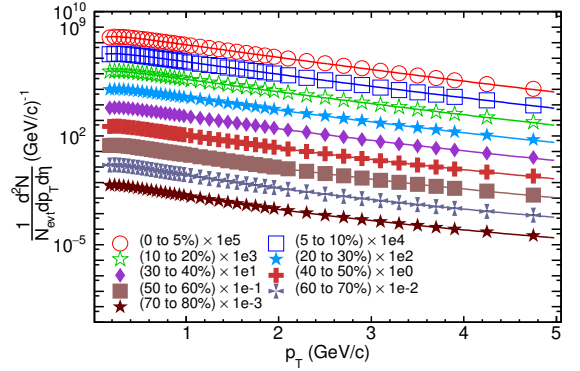


FIG. 5. The transverse momentum spectra of charged hadrons at different centralities produced at collision energies of 5.02 TeV [12] fitted with q-Weibull function (Eq. 11).

ing Tsallis framework in Weibull distribution gives us the q-Weibull distribution [26],

$$P_q(x, q, \lambda, k) = \frac{k}{\lambda} \left(\frac{x}{\lambda}\right)^{k-1} e_q^{-(x/\lambda)^k} \quad (11)$$

where

$$e_q^{-(x/\lambda)^k} = \left(1 - (1-q) \left(\frac{x}{\lambda}\right)^k \right)^{\left(\frac{1}{1-q}\right)} \quad (12)$$

In Fig. 5 we have performed q-Weibull fit to the transverse momentum spectra data and the fit show good agreement with the data. Its relevance in particle spectra lies in its ability to fit spectra over a wide range of p_T , as compared to the other models described above with good accuracy.

The models discussed so far are mostly described the data at low- p_T quite well as they do not include the hard QCD processes in their construction. In the next section we will discuss a unified formalism that describe both soft- and hard-processes in a consistent manner.

E. Pearson Distribution

Pearson distribution is a generalized probability distribution, which, under different limit on its parameter, reduces

TABLE I. Table of parameter values obtained after fitting charged hadron spectra at 3 different centralities with different functions

Variable	Method	Energy(TeV)	0 to 5%	40 to 50%	70 to 80%
$T_{eff}(MeV)$	BG	2.76	316.95	316.3	305.23
		5.02	319.747	330.97	338.522
	Tsallis	2.76	163	137.52	111.22
		5.02	176.101	148.433	117.75
	Pearson	2.76	393.535	311.339	296.085
		5.02	407.448	369.097	329.4
$T_{kin}(MeV)$	BW	2.76	124.25	163.18	157.73
		5.02	113.571	157.637	164.249
	TBW	2.76	75.73	60.13	53.06
		5.02	—	76.292	44.363
	Tsallis	2.76	1.0945	1.1186	1.138
		5.02	1.09736	1.12023	1.1416
q	TBW	2.76	1.0615	1.0894	1.1109
		5.02	—	1.04678	1.08609
	$q - weibull$	2.76	1.0212	1.0613	1.0905
		5.02	1.00274	1.04755	1.08525
	Pearson	2.76	1.0478	1.0935	1.1325
		5.02	1.04808	1.08476	1.1315
	BG	2.76	25.345	29.819	24.0907
		5.02	396.783	735.272	1080.25
	Tsallis	2.76	1.994	1.1226	0.51061
		5.02	34.3003	36.3687	23.6161
χ^2/NDF	BW	2.76	0.296	0.603	0.525
		5.02	2.08721	12.0452	20.6522
	TBW	2.76	0.666	0.515	0.351
		5.02	—	4.74803	1.74155
	$q - weibull$	2.76	0.11	0.059	0.018
		5.02	1.41606	2.19311	1.15846
	Pearson	2.76	0.101	0.052	0.017
		5.02	1.70914	1.96482	1.08821

to different distribution function like exponential, Gaussian, Gamma distribution, Student's t-distribution etc. It was introduced in 1895 by Karl Pearson in his seminal work [29]. It has been applied quite successfully in different fields such as geophysics, statistics and financial marketing. It has been introduced in the context of particle production in heavy-ion collision for the first time in Ref [23]. The transverse momen-

tum spectra in case of Pearson distribution is given as

$$\frac{1}{2\pi p_T} \frac{d^2N}{dp_T dy} = B' \left(1 + \frac{p_T}{p_0}\right)^{-n} \left(1 + (q-1)\frac{p_T}{T}\right)^{-\frac{q}{q-1}} \quad (13)$$

As it has been described in Ref [23, 24], this form of p_T distribution function nicely takes care of both the “hard” and “soft” part of the spectra. Further, the Pearson formalism is also provide a connection to the flow of particle as discussed in Ref [23].

Figure 6 represents a good agreement between transverse momentum spectra and the Pearson distribution function in the form of Eq. (13). Apart from providing the best fit to the transverse momentum spectra (as is evident from the χ^2/NDF values provided in table I), Pearson distribution is also more physical in the sense that it is thermodynamically consistent [24] and it is also proved to be backward compatible to Tsallis distribution under limiting conditions.

III. RESULT

We have performed the fitting of transverse momentum spectra using different p_T distribution function like Boltzmann-Gibbs function, Tsallis distribution function, Blast-Wave, Tsallis Blast-Wave, q-Weibull and Pearson

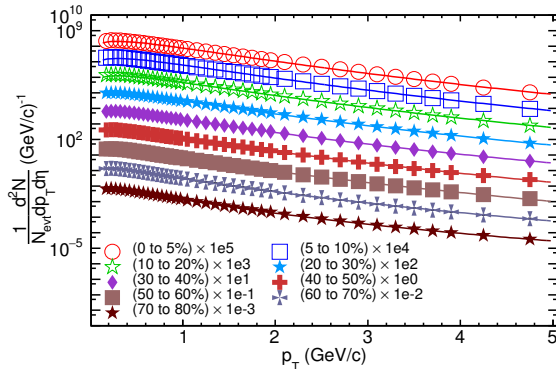


FIG. 6. The transverse momentum spectra of charged hadrons at different centralities produced at collision energies of 5.02 TeV [12] fitted with Pearson distribution.

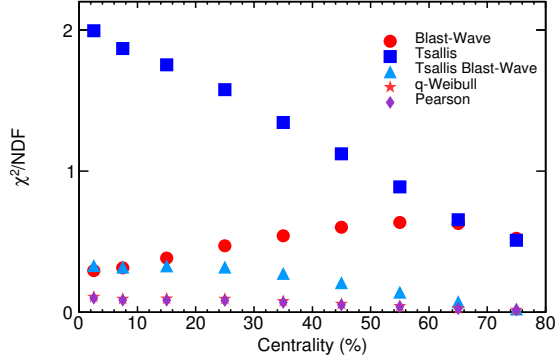


FIG. 7. Value of χ^2/NDF obtained for different functions fitted with p_T -spectra data of particles produced at 2.76 PbPb collision.

framework. We have used the recently released p_T -spectra data of charged hadrons produced in PbPb collision at 5.02 TeV measured by ALICE experiment [12]. For comparison, we have also performed the similar analysis on the charged hadrons p_T -spectra data produced in 2.76 TeV PbPb collision [30].

In the above section, we have provided the fitting plot for 5.02 TeV p_T -spectra data. Fitting has been carried for different collision centrality classes including 0 – 5% (most central collision), 40 – 50% (mid-central collision) and 70 – 80% (peripheral collision). We have used the ROOT [31] data analysis framework to perform the fittings.

In table I along with figures 7, 8, 9 and 10, fitting values of different parameters are presented along with the χ^2/NDF value which is a measure of the goodness of fit.

Looking at the q -values, we can predict the non-extensivity in the system or, in other words, we can quantify how much a system deviates from the equilibrium. Large q values indicate a non-equilibrium system and the system approaches equilibrium as the q value approaches to unity.

From table I, q values from all four methods, Tsallis, TBW, q -Weibull and Pearson shows a decreasing trend as we move from most peripheral to most central collision indicating that the system is highly non-equilibrium in the peripheral collision and it moves toward equilibrium as the overlap region between two colliding nuclei increases. The trend in this result shows a similar pattern reported previously for different energies in Ref. [3, 4, 26].

Among all different distribution functions, we have obtained the best fit for the Pearson distribution, which is also evident from the χ^2/NDF values. One possible reason for the low χ^2/NDF in Pearson distribution as compared to other distribution is that it also takes care of hard perturbative QCD processes, which affect the p_T distribution at higher p_T range as described in Ref [23]. Another interesting result which are under-discussed, is related to the scaling properties of q parameter. Since, the q parameter acts as a scaling factor to apply statistical mechanics at the low number of particles, the number of final state particles decreases with the increase in centrality and hence the corresponding scaling parameter should increase with centrality. We observe this in figures 9,

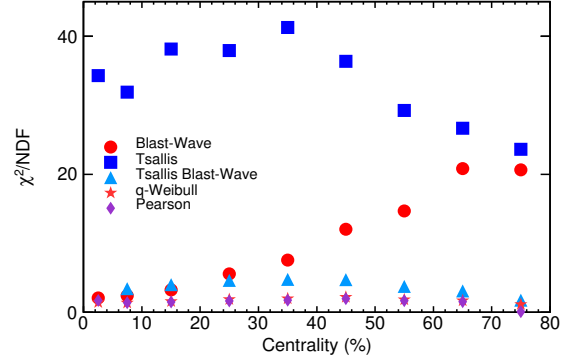


FIG. 8. Value of χ^2/NDF obtained for different functions fitted with p_T -spectra data of particles produced at 5.02 PbPb collision.

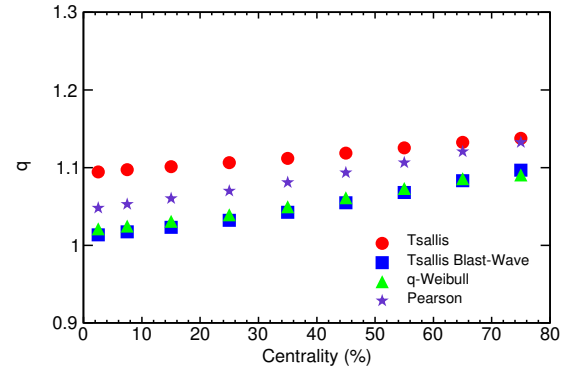


FIG. 9. Value of non-extensivity parameter 'q' for different functions fitted with p_T -spectra data of particles produced at 2.76 TeV PbPb collision.

10 for all four different methods indicating that the q parameter can be interpreted as a scaling factor depending upon the number of final state particles in the system.

IV. CONCLUSION

In this work, we have analyzed the p_T -spectra of charged particles produced in PbPb collision at $\sqrt{s_{NN}} = 5.02$ TeV using six different formalism which are based on different physics inputs for example, Boltzmann distribution is a purely thermal model, Blast-Wave models also include collective flow effect and the Pearson distribution which also takes into account hard QCD processes. The effects such as non-extensivity and collective flow that need to be taken into account in a model for explaining such data. From the variation of q -parameter with centrality, we also observe that system in highly non-equilibrium at the peripheral collision and moves toward the equilibrium as we move toward the most central collision. Further, a very high value of χ^2/NDF indicates that a purely thermal model is not a good explanation for the p_T spectra. Apart from this, the scaling properties of the q parameter have also been established, indicating its

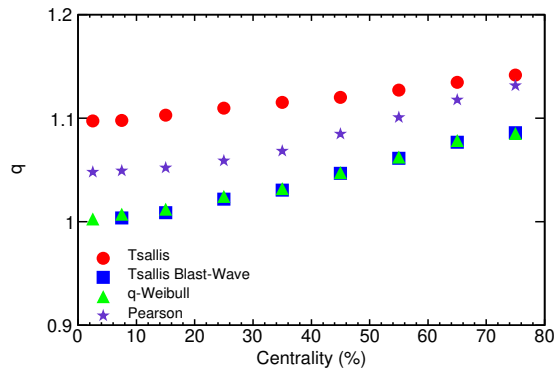


FIG. 10. Value of non-extensivity parameter 'q' for different functions fitted with p_T -spectra data of particles produced at 5.02 TeV $PbPb$ collision.

relevance in small systems.

In conclusion, we can say that a complete model to explain transverse momentum spectra must include the non-extensivity and collective flow on top of random thermal motion and should also be able to explain the effects on high- p_T range arising due to hard pQCD processes. Apart from these quantities, another important phenomenon that significantly affects the transverse momentum spectra in the heavy-ion collision are jet quenching. In Ref. [21] this effect has been included as an additional term; however, more work is required to include the effect of in-medium energy loss into the distribution function in a consistent manner.

V. ACKNOWLEDGEMENT

R. Gupta would like to acknowledge the financial support provided by CSIR through fellowship number 09/947 (0067) 2015-EMR-1.

-
- [1] L. Stodolsky, Phys. Rev. Lett. **75**, 1044-1045 (1995) doi:10.1103/PhysRevLett.75.1044
 - [2] C. Tsallis, *Possible Generalization of Boltzmann-Gibbs Statistics*, J. Statist. Phys. **52**, 479 (1988).
 - [3] O. Ristea, A. Jipa, C. Ristea, T. Esanu, M. Calin, A. Barzu, A. Scurtu and I. Abu-Quoad, J. Phys. Conf. Ser. **420**, 012041 (2013) doi:10.1088/1742-6596/420/1/012041
 - [4] Z. Tang, Y. Xu, L. Ruan, G. van Buren, F. Wang and Z. Xu, Phys. Rev. C **79**, 051901 (2009) doi:10.1103/PhysRevC.79.051901 [arXiv:0812.1609 [nucl-ex]].
 - [5] H. Koppe, Z. Naturforsch. **3 a**, 251-252 (1948).
 - [6] A. N. Tawfik, *Koppe's Work of 1948: A fundamental for non-equilibrium rate of particle production*, Z. Naturforsch. A **69**, 106 (2014)
 - [7] E. Fermi, *High-energy nuclear events*, Prog. Theor. Phys. **5**, 570 (1950)
 - [8] E. Fermi, *Angular Distribution of the Pions Produced in High Energy Nuclear Collisions*, Phys. Rev. **81**, 683 (1951).
 - [9] R. Hagedorn, *Statistical thermodynamics of strong interactions at high-energies*, Nuovo Cim. Suppl. **3**, 147 (1965).
 - [10] R. Hagedorn and J. Ranft, *Statistical thermodynamics of strong interactions at high-energies. 2. Momentum spectra of particles produced in pp-collisions*, Nuovo Cim. Suppl. **6**, 169 (1968).
 - [11] E. Schnedermann, J. Sollfrank and U. W. Heinz, Phys. Rev. C **48**, 2462-2475 (1993) doi:10.1103/PhysRevC.48.2462 [arXiv:nucl-th/9307020 [nucl-th]].
 - [12] S. Acharya *et al.* [ALICE], JHEP **11**, 013 (2018) doi:10.1007/JHEP11(2018)013 [arXiv:1802.09145 [nucl-ex]].
 - [13] J. Cleymans and D. Worku, Eur. Phys. J. A **48**, 160 (2012) doi:10.1140/epja/i2012-12160-0 [arXiv:1203.4343 [hep-ph]].
 - [14] G. Wilk and Z. Wlodarczyk, Physica A **305**, 227-233 (2002) doi:10.1016/S0378-4371(01)00666-5 [arXiv:hep-ph/0108215 [hep-ph]].
 - [15] G. Wilk and Z. Wlodarczyk, Eur. Phys. J. A **48**, 161 (2012) doi:10.1140/epja/i2012-12161-y [arXiv:1203.4452 [hep-ph]].
 - [16] J. Cleymans and D. Worku, J. Phys. G **39**, 025006 (2012) doi:10.1088/0954-3899/39/2/025006 [arXiv:1110.5526 [hep-ph]].
 - [17] A. Khuntia, S. Tripathy, R. Sahoo and J. Cleymans, Eur. Phys. J. A **53**, no.5, 103 (2017) doi:10.1140/epja/i2017-12291-8 [arXiv:1702.06885 [hep-ph]].
 - [18] S. Abe and Y. Okamoto, *Nonextensive statistical mechanics and its applications*, **560** (Springer Science & Business Media)
 - [19] C. Tsallis, doi:10.1007/978-0-387-85359-8
 - [20] C. Y. Wong and G. Wilk, Phys. Rev. D **87**, no.11, 114007 (2013) [arXiv:1305.2627 [hep-ph]].
 - [21] K. Saraswat, P. Shukla and V. Singh, J. Phys. Comm. **2**, no.3, 035003 (2018) [arXiv:1706.04860 [hep-ph]].
 - [22] M. D. Azmi and J. Cleymans, Eur. Phys. J. C **75**, no.9, 430 (2015) [arXiv:1501.07127 [hep-ph]].
 - [23] S. Jena and R. Gupta, Phys. Lett. B **807**, 135551 (2020) doi:10.1016/j.physletb.2020.135551
 - [24] R. Gupta, A. Menon and S. Jena, *A generalised thermodynamical approach to transverse momentum spectra in high energy collision*, [arXiv:2012.08124 [hep-ph]]
 - [25] S. Basu, R. Chatterjee, B. K. Nandi and T. K. Nayak, [arXiv:1504.04502 [nucl-ex]].
 - [26] S. Dash and D. Mahapatra, Eur. Phys. J. A **54**, no.4, 55 (2018) doi:10.1140/epja/i2018-12487-4
 - [27] Wilbur K. Brown, Journal of Astrophysics and Astronomy **10**, 89 (1989)
 - [28] W. K. Brown and K. H. Wohletz, Journal of Applied Physics **78**, 2758 (1995)
 - [29] K. Pearson, Philosophical Transactions of the Royal Society of London A: Mathematical, Physical and Engineering Sciences **186**, 343 (1895)
 - [30] B. Abelev *et al.* [ALICE], Phys. Lett. B **720**, 52-62 (2013) doi:10.1016/j.physletb.2013.01.051 [arXiv:1208.2711 [hep-ex]].
 - [31] R. Brun and F. Rademakers 1997 ROOT - An Object Oriented Data Analysis Framework, Nucl. Instrum. Meth. A38981. See also "ROOT [software], Release v6.08.06, doi:10.5281/zenodo.848819