

The light invisible boson in FCNC decays of B and B_c mesons

Geng Li^{1a}, Tianhong Wang^{1b}, Jing-Bo Zhang^{1c} and Guo-Li Wang^{1,2,3d}

¹*School of Physics, Harbin Institute of Technology, Harbin, 150001, China*

²*Department of Physics, Hebei University, Baoding 071002, China*

³*Hebei Key Laboratory of High-precision Computation and
Application of Quantum Field Theory, Baoding 071002, China*

Abstract

In this paper, we study the FCNC decay processes of B and B_c meson, in which one invisible particle is emitted. Both the spin-0 and spin-1 cases are considered. The model-independent effective Lagrangian is introduced to describe the coupling between the light invisible boson and quarks. The constraints of the coupling coefficients are extracted by experimental upper limits of the missing energy in B meson decays. The bounds are used to predict the upper limits of branching fractions of corresponding B_c decays, which are of the order of 10^{-6} or 10^{-5} when final meson is pseudoscalar or vector, respectively. The maximum branch ratios are achieved when $m_\chi \approx 3.5 - 4$ GeV, where m_χ is the mass of the invisible particle.

^a karlisle@hit.edu.cn

^b thwang@hit.edu.cn (Corresponding author)

^c jinux@hit.edu.cn

^d gl.wang@hit.edu.cn

I. INTRODUCTION

Dark matter (DM) played an important role in the evolution of the universe. The freeze-out mechanism [1, 2] considered dark matter candidates as thermal relic from the local thermodynamic equilibrium of early universe [3]. Their annihilation cross sections are bounded by the observed dark matter relic abundance $\Omega_c h^2 = 0.1131 \pm 0.0034$ [4, 5]. Interestingly, this limitation of interaction intensity happens to be on the same order of magnitude as that of weak interaction, which makes the weakly-interacting massive particle (WIMP) to be one of the most promising dark matter candidates. Currently, the direct and indirect DM detections [6–8] get null results and set much stricter constraints on the parameter space for the WIMP with mass larger than several GeV. It provides a motivation for the study of light dark matter candidates through high-energy colliders, for example, CODEX-b at the LHCb experiment aimed to probe for GeV-scale long-lived particles [9]. The Lee-Winberg [10] limit which sets the lower bound of the WIMP mass to a few GeV is a model-dependent result. This constraint can be relaxed with different models or proper parameters selection. It makes lower mass WIMP be possible, for example, the MeV-scale light dark matter (LDM) is proposed [11, 12] to explain the unexpected emission of 511 keV photons from the galaxy center. The feebly interacting massive particle (FIMP) is another DM candidate which comes from an alternative scenario of the freeze-in mechanism [13–15]. Within the freeze-in scenario, the DM is never in thermal equilibrium with the SM and is gradually produced from scattering or decay of the Standard Model (SM) particles. It allows much weaker interaction between the SM particles and DM.

High-energy collider searches might be able to detect dark matter particles produced in collisions through their invisible (“missing”) energy and momentum, which do not match SM neutrino prediction. This motivates us to study whether DM interactions could help to explain the anomalies. So far, these experiments provide mostly just upper limits on the interaction strength between DM and the SM. The BaBar and Belle [16–20] known as B-factories produce large numbers of B mesons, allowing to study their various decay channels precisely, which has revealed tentative anomalies with respect to SM predictions. New models involved invisible particles have been extensively studied in the flavor-changing neutral current (FCNC) processes [21–27]. While previous studies most focus on B meson instead of B_c meson. The B_c meson has been massively produced and measured by the CDF [28], ATLAS [29], CMS [30], and LHCb [31] experiments. The production rate of B_c meson on the LHCb collaboration is close to 3.7 per mille of that of the B mesons [31].

The B_c events are of the order of 10^{10} per year. As the luminosity of the LHC increases significantly, much more B_c events will be generated in the near future, which provides a new possibility to discover dark matter candidates.

Except for photons, the SM bosons cannot exist stably for a long time. In models, the invisible boson can either be the stable relics in previous Universe or a mediator between the SM and dark sector. Vector dark matter (VDM) [32–34] candidates are usually introduced through Abelian or non-Abelian extended gauge group. In order to make VDM itself a candidate for dark matter, additional symmetries are often requested to maintain its stability [35, 36]. A well-known invisible vector model is the dark photon [37]. A very light massive dark photon could be a dark matter candidate, while in other cases, dark photon appears as a mediator. One of spin-0 hidden boson candidates is the axion-like pseudoscalar particle. Axion was introduced in order to explain the strong-CP problem [38–40]. Axion-like dark matter (ALDM) models [41–43] usually introduce a general dimension-five Lagrangian which consists of scalar and vector current to describe the coupling between SM fermions and ALDMs. Scalar dark matter candidates can be achieved in minimal extensions of the SM [44, 45], in which the hidden scalar can mix with the Higgs boson [46–49]. If the scalar further decays into double leptons $l\bar{l}$, it is possible to observe this signal in the experiments. If it decays into two invisible fermions $\bar{\chi}\chi$, the scalar is a mediator between the SM and the dark sector.

In this paper, we focus on the light invisible bosonic particle (both scalar and vector) which is emitted in FCNC decays of B and B_c meson. We introduce a general dimension-5 effective Lagrangian which includes coupling strength of quarks and an invisible boson. The Wilson coefficients are extracted from the experimental results of the B meson decays with missing energy, which are used to predict the upper limits of the branching fractions of the similar decay processes of B_c meson.

The paper is organized as follows: In Sec. II, we study the decay processes of B and B_c mesons with single invisible scalar ($\chi = S$) production. In Sec. III, we study the single invisible vector ($\chi = V$) generated case. Finally, we draw the conclusion in Sec. IV.

II. LIGHT INVISIBLE SCALAR

The experimental upper limits of B meson FCNC decays with missing energy from Belle Collaboration and SM predictions are listed in Table. I. It can be seen that the theoretical

TABLE I. The branching ratios (in units of 10^{-6}) of B meson decays involving missing energy.

Experimental bound [18–20]	SM prediction [50–53]	Invisible particles bound
$\text{BR}(B^\pm \rightarrow K^\pm \cancel{E}) < 14$	$\text{BR}(B^\pm \rightarrow K^\pm \nu \bar{\nu}) = 5.1 \pm 0.8$	$\text{BR}(B^\pm \rightarrow K^\pm \chi) < 9.7$
$\text{BR}(B^\pm \rightarrow \pi^\pm \cancel{E}) < 14$	$\text{BR}(B^\pm \rightarrow \pi^\pm \nu \bar{\nu}) = 9.7 \pm 2.1$	$\text{BR}(B^\pm \rightarrow \pi^\pm \chi) < 6.4$
$\text{BR}(B^\pm \rightarrow K^{*\pm} \cancel{E}) < 61$	$\text{BR}(B^\pm \rightarrow K^{*\pm} \nu \bar{\nu}) = 8.4 \pm 1.4$	$\text{BR}(B^\pm \rightarrow K^{*\pm} \chi) < 54$
$\text{BR}(B^\pm \rightarrow \rho^\pm \cancel{E}) < 30$	$\text{BR}(B^\pm \rightarrow \rho^\pm \nu \bar{\nu}) = 0.49^{+0.61}_{-0.38}$	$\text{BR}(B^\pm \rightarrow \rho^\pm \chi) < 30$

prediction is smaller than the experimental value, which leaves room for contributions from new physics [19]. We assume that a hidden boson χ produced in these processes carries away part of energy. The Feynman diagram is presented as in Fig. 1, where q , q_f , and

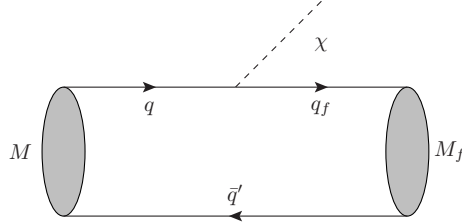


FIG. 1. Feynman diagram of decay channels involving invisible particles,

\bar{q}' represent the quark and antiquark, M and M_f are the masses of the initial and final mesons, respectively. When $\chi = S$, we introduce a dimension-5 model-independent effective Lagrangian to describe the vertex which represents the coupling between SM fermions and the hidden scalar,

$$\mathcal{L}_{scalar} = m_S g_{S1} (\bar{q}_f q) S + m_S g_{S2} (\bar{q}_f \gamma^5 q) S + g_{S3} (\bar{q}_f \gamma_\mu q) (i \partial^\mu S) + g_{S4} (\bar{q}_f \gamma_\mu \gamma^5 q) (i \partial^\mu S), \quad (1)$$

where g_{S_i} s are phenomenological coupling constants. The operators $(\bar{q}_f q) S$ and $(\bar{q}_f \gamma^5 q) S$ break $\text{SU}(2)_L$ symmetry, as (pseudo)scalar currents are necessarily involving quarks with opposite chirality. If one starts from an effective Lagrangian which respects the SM gauge symmetry, these operators could be suppressed severely. For example, Ref. [26] included operators like $(H^\dagger \bar{q}_f q) S$ and $(H^\dagger \bar{q}_f \gamma^5 q) S$ by considering the electroweak symmetry breaking. These coefficients are suppressed by an additional factor v/Λ with v being the vacuum expectation value of Higgs field and Λ being the new physics scale (usually considered to be

in TeV). In this research we are interested that to what extent the experimental data will constrain these coefficients. The operators are just introduced phenomenologically instead of starting from gauge symmetry.

Similar processes were discussed in some previous papers, for example, Ref. [46–49] considered the hidden scalar can mix with Higgs boson and introduced a coupling Lagrangian with mixing angle θ . The experimental limits of B and K meson decays are used to set bounds for θ . Ref. [32] discussed about constraints of keV-scale bosonic DM candidates. In this work, we study the bosonic DM candidate with mass of several GeV, and set upper limits for the branching ratios of B_c meson decays with the emission of the hidden boson.

A. $0^- \rightarrow 0^-$ meson decay processes

According to the Feynman diagram and the effective Lagrangian, the amplitude of $0^- \rightarrow 0^-$ meson decay can be written as

$$\begin{aligned} \langle M_f S | \mathcal{L}_{scalar} | M \rangle &= m_s g_{s1} \langle M_f^- | (\bar{q}_f q) | M^- \rangle + g_{s3} \langle M_f^- | (\bar{q}_f \gamma_\mu q) | M^- \rangle P_s^\mu \\ &= g_{s1} \mathcal{T}_1 + g_{s3} \mathcal{T}_3, \end{aligned} \quad (2)$$

where \mathcal{T}_i s are amplitudes other than the effective coupling coefficients. P_s is the momenta of the invisible scalar. As the Lagrangian is sum of several operators, the partial width can be written as

$$\Gamma = \int dPS_2 \left(\sum_j g_{sj} \mathcal{T}_j \right)^\dagger \left(\sum_i g_{si} \mathcal{T}_i \right) = \sum_{ij} g_{sj} g_{si} \tilde{\Gamma}_{ij}, \quad (3)$$

Here we have defined $\tilde{\Gamma}_{1(3)} = \int dPS_3 |\mathcal{T}_{1(3)}|^2$, which are independent of the coefficients. When the final meson is a pseudoscalar, by finishing the two-body phase space integral, we get the decay width.

$$\begin{aligned} \Gamma(M \rightarrow M_f S) &= \frac{1}{16\pi M^3} \lambda^{1/2}(M^2, M_f^2, m_s^2) \left\{ m_s^2 g_{s1}^2 \langle M_f^- | (\bar{q}_f q) | M^- \rangle^* \langle M_f^- | (\bar{q}_f q) | M^- \rangle \right. \\ &\quad + g_{s3}^2 \langle M_f^- | (\bar{q}_f \gamma_\nu q) | M^- \rangle^* \langle M_f^- | (\bar{q}_f \gamma_\mu q) | M^- \rangle P_s^\nu P_s^\mu \\ &\quad \left. + m_s g_{s1} g_{s3}^* \langle M_f^- | (\bar{q}_f \gamma_\nu q) | M^- \rangle^* \langle M_f^- | (\bar{q}_f q) | M^- \rangle P_s^\nu + h.c. \right\}, \end{aligned} \quad (4)$$

where the Källén function $\lambda(x, y, z) = x^2 + y^2 + z^2 - 2xy - 2xz - 2yz$ is used. The hadronic transition matrix elements can be expressed as

$$\begin{aligned} \langle M_f^- | (\bar{q}_f q) | M^- \rangle &\simeq \frac{(P - P_f)^\mu}{m_q - m_{q_f}} \langle M_f^- | (\bar{q}_f \gamma_\mu q) | M^- \rangle = \frac{M^2 - M_f^2}{m_q - m_{q_f}} f_0(s), \\ \langle M_f^- | (\bar{q}_f \gamma_\mu q) | M^- \rangle &= (P + P_f)_\mu f_+(s) + (P - P_f)_\mu \frac{M^2 - M_f^2}{s} [f_0(s) - f_+(s)], \end{aligned} \quad (5)$$

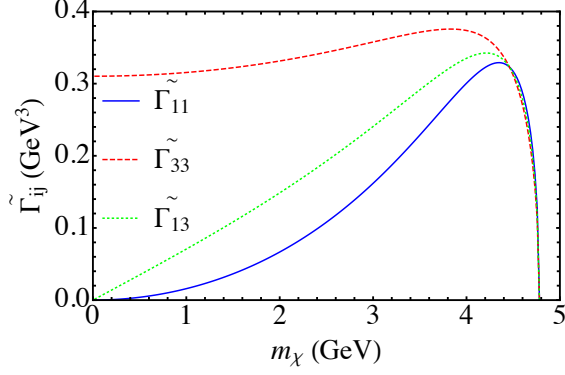
where $s = (P - P_f)^2 = m_s^2$; f_0 and f_+ are form factors; m_q and m_{q_f} are the masses of initial and final quarks, respectively. It is worth to mention that one of the form factors in Eq. (5) is divergent when $m_s = 0$, however, the final results are smooth and convergent when $m_s \rightarrow 0$. The hadronic matrix element with pseudoscalar current $\langle M_f^- | (\bar{q}_f \gamma^5 q) | M^- \rangle$ and axial vector current $\langle M_f^- | (\bar{q}_f \gamma_\mu \gamma^5 q) | M^- \rangle$ are zero for the $0^- \rightarrow 0^-$ processes. When we calculate the hadronic matrix elements of B meson decays, the LCSR method are adopted to write the form factors [54]. One can see more details of the selection of parameters in our previous work [55, 56]. The instantaneous Bethe-Salpeter (BS) method [57, 58] which is more suitable for heavy to heavy meson decays is used in B_c meson decay processes. In Mandelstam formalism, the hadronic transition matrix element is written as

$$\langle h^- | \bar{q}_1 \Gamma^\xi b | B_c^- \rangle = \int \frac{d^3 q}{(2\pi)^3} \text{Tr} \left[\frac{\not{P}}{M} \bar{\varphi}_{P_f}^{++}(\vec{q}_f) \Gamma^\xi \varphi_P^{++}(\vec{q}) \right], \quad (6)$$

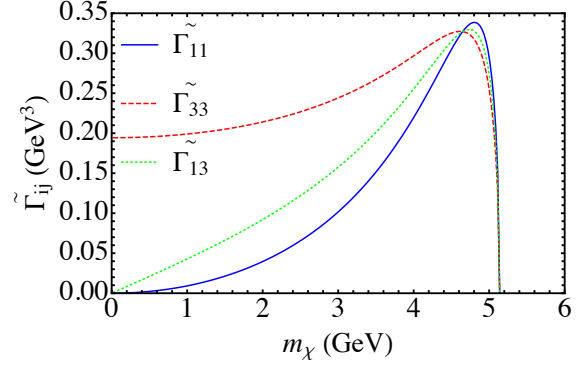
where $\Gamma^\xi = 1, \gamma^5, \gamma^\mu, \gamma^\mu \gamma^5$ or $\sigma^{\mu\nu}$; φ_P^{++} and $\varphi_{P_f}^{++}$ are the wave functions of the initial and final mesons, respectively; P and P_f are the momenta of the initial and final mesons, respectively; \vec{q} and \vec{q}_f are the relative momenta of the quark and antiquark in the initial and final meson, respectively.

The results of $\tilde{\Gamma}_{ij}$ s are shown in Fig. 2. The solid and dashed lines represent noninterference and interference terms, respectively. One can see that although we use different parametric methods in B and B_c meson decays, the trends of $\tilde{\Gamma}_{ij}$ s are similar. This is because the mesons have same quantum numbers. $\tilde{\Gamma}_{ij}$ increases when m_s increases from zero. It grows faster in $B \rightarrow M_f$ modes than that in $B_c \rightarrow M_f$ modes when m_s is about smaller than 4 GeV. This is due to the difference in the form factor caused by the masses of final state mesons, since K and π mesons are light while $D_{(s)}^*$ are heavy. $\tilde{\Gamma}_{33}$ and $\tilde{\Gamma}_{13}$ are zero when $m_s \rightarrow 0$, because they are proportional to m_s^2 and m_s , respectively. When m_s is about larger than 4 GeV, $\tilde{\Gamma}_{ij}$ decreases. When $m_s = (M - M_f)$, $\tilde{\Gamma}_{ij}$ s are zero for there is no phase space.

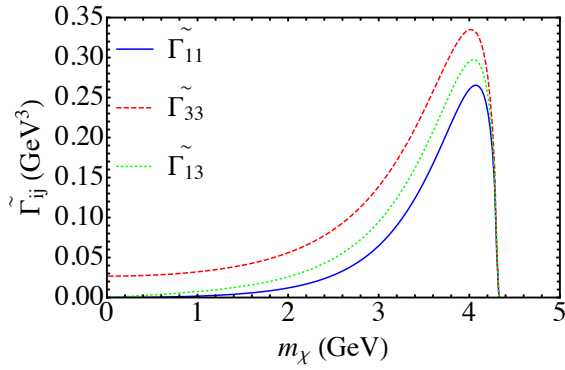
The upper limits in Table I give the allowed parameter space for the effective coupling constants g_{si} s. Here we use two different ways to make the calculation. First, we assume that only one of the g_{si} is not zero and make others zero. In this case, the upper limits of g_{si} s as functions of m_s are shown in Fig. 3, where the point of $m_s = 0$ is excluded. One can see that the upper limit of $|g_{si}|^2$ is infinite when $m_s = M - M_f$. This is because $\tilde{\Gamma}_{ij} = 0$ at this point. The smallest value of $|g_{si}|^2$ is of the order of $10^{-17} \text{ GeV}^{-2}$. The solid blue line which represents $|g_{s1}|^2$ is infinite when $m_s \rightarrow 0$, since the blue solid line in Fig. 2(a) and Fig. 2(b) which represents $\tilde{\Gamma}_{11}$ is zero at this point. The red dashed line which



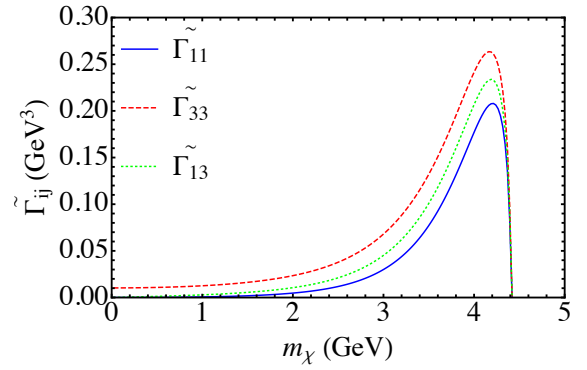
(a) $B^- \rightarrow K^- S$



(b) $B^- \rightarrow \pi^- S$

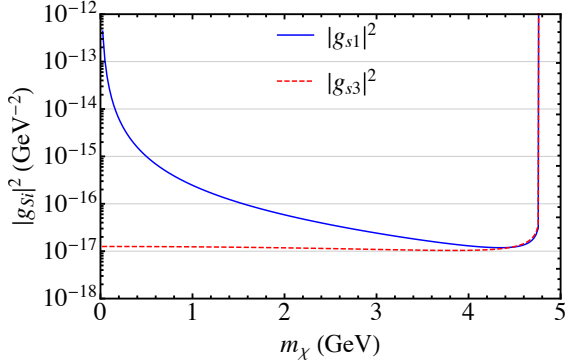


(c) $B_c^- \rightarrow D_s^- S$

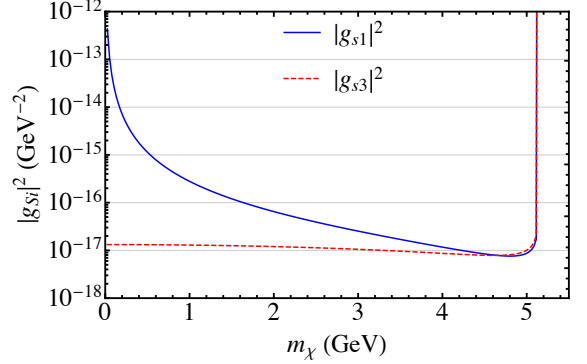


(d) $B_c^- \rightarrow D^- S$

FIG. 2. $\tilde{\Gamma}_{ij}$ s in B and B_c meson $0^- \rightarrow 0^-$ decays with invisible scalar.



(a) $B^- \rightarrow K^- S$



(b) $B^- \rightarrow \pi^- S$

FIG. 3. Upper limits of g_{Si} s from B meson $0^- \rightarrow 0^-$ decays with invisible scalar.

represents $|g_{S3}|^2$ changes slowly when $m_s < M - M_f$ due to $\tilde{\Gamma}_{33}$ changes slowly in Fig. 2(a) and Fig. 2(b). Second, we assume that all operators make contribution and run a program to select the maximum value of the branching ratio of B_c meson. The results are plotted as

dashed (ij=11, 33) and solid (Total) lines in Fig. 4, respectively. One can see that the upper

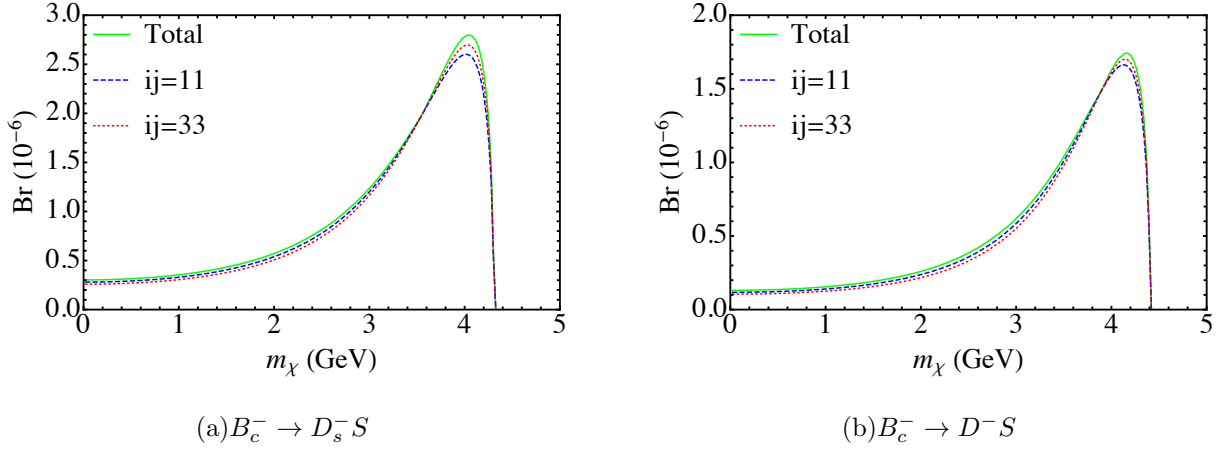


FIG. 4. Branching ratios of B_c meson $0^- \rightarrow 0^-$ decays with invisible scalar.

limits of BR are of the order of 10^{-6} . The results of two methods show subtle differences.

It should be noticed that these results are the upper limits of the branching ratios. The area under the curves in Fig. 4 represents the possible values of the branching ratios. The peak is located near $m_s \approx 4$ GeV, which may imply the greatest probability of detecting the invisible particles in this area. Taking the LHC as an example, although the generation of B_c meson cases can reach the order of 10^{10} per year, the actual effective detection is still several orders of magnitude lesser. If more cases can be detected and the distribution spectrum of the missing energy can be obtained, then it is possible to observe the signal experimentally.

B. $0^- \rightarrow 1^-$ meson decay processes

In $0^- \rightarrow 1^-$ meson decays, the decay width has the form

$$\begin{aligned} \Gamma(M \rightarrow M_f^* S) = & \frac{1}{16\pi M^3} \lambda^{1/2}(M^2, M_f^{*2}, m_s^2) \left\{ m_s^2 g_{s2}^2 \langle M_f^{*-} | (\bar{q}_f \gamma^5 q) | M^- \rangle^* \langle M_f^{*-} | (\bar{q}_f \gamma^5 q) | M^- \rangle \right. \\ & + g_{s4}^2 \langle M_f^{*-} | (\bar{q}_f \gamma_\nu \gamma^5 q) | M^- \rangle^* \langle M_f^{*-} | (\bar{q}_f \gamma_\mu \gamma^5 q) | M^- \rangle P_s^\nu P_s^\mu \\ & \left. + m_s g_{s2} g_{s4}^* \langle M_f^{*-} | (\bar{q}_f \gamma_\nu \gamma^5 q) | M^- \rangle^* \langle M_f^{*-} | (\bar{q}_f \gamma^5 q) | M^- \rangle P_s^\nu \right\}, \end{aligned} \quad (7)$$

where M_f^* represents the mass of 1^- final meson. The hadronic transition matrix elements can be expressed as the functions of form factors

$$\begin{aligned}
\langle M_f^{*-} | (\bar{q}_f \gamma^5 q) | M^- \rangle &\simeq -\frac{(P - P_f)^\mu}{m_q + m_{q_f}} \langle M_f^{*-} | (\bar{q}_f \gamma_\mu \gamma^5 q) | M^- \rangle = -i \frac{2M_f^*}{m_q + m_{q_f}} \epsilon \cdot (P - P_f) A_0(s) \\
\langle M_f^{*-} | (\bar{q}_f \gamma_\mu q) | M^- \rangle &= \varepsilon_{\mu\nu\rho\sigma} \epsilon^\nu P^\rho (P - P_f)^\sigma \frac{2}{M + M_f^*} V(s), \\
\langle M_f^{*-} | (\bar{q}_f \gamma_\mu \gamma^5 q) | M^- \rangle &= i \left\{ \epsilon_\mu (M + M_f^*) A_1(s) - (P + P_f)_\mu \frac{\epsilon \cdot (P - P_f)}{M + M_f^*} A_2(s) \right. \\
&\quad \left. - (P - P_f)_\mu [\epsilon \cdot (P - P_f)] \frac{2M_f^*}{s} [A_3(s) - A_0(s)] \right\}.
\end{aligned} \tag{8}$$

where the parameters are cited from LCSR method [59] in B meson decays. The BS method [57, 58] is applied to calculate the hadronic transition matrix element of B_c meson decays. The results of $\tilde{\Gamma}_{ij}$ s are shown in Fig. 5. It can be seen that there is an obvious

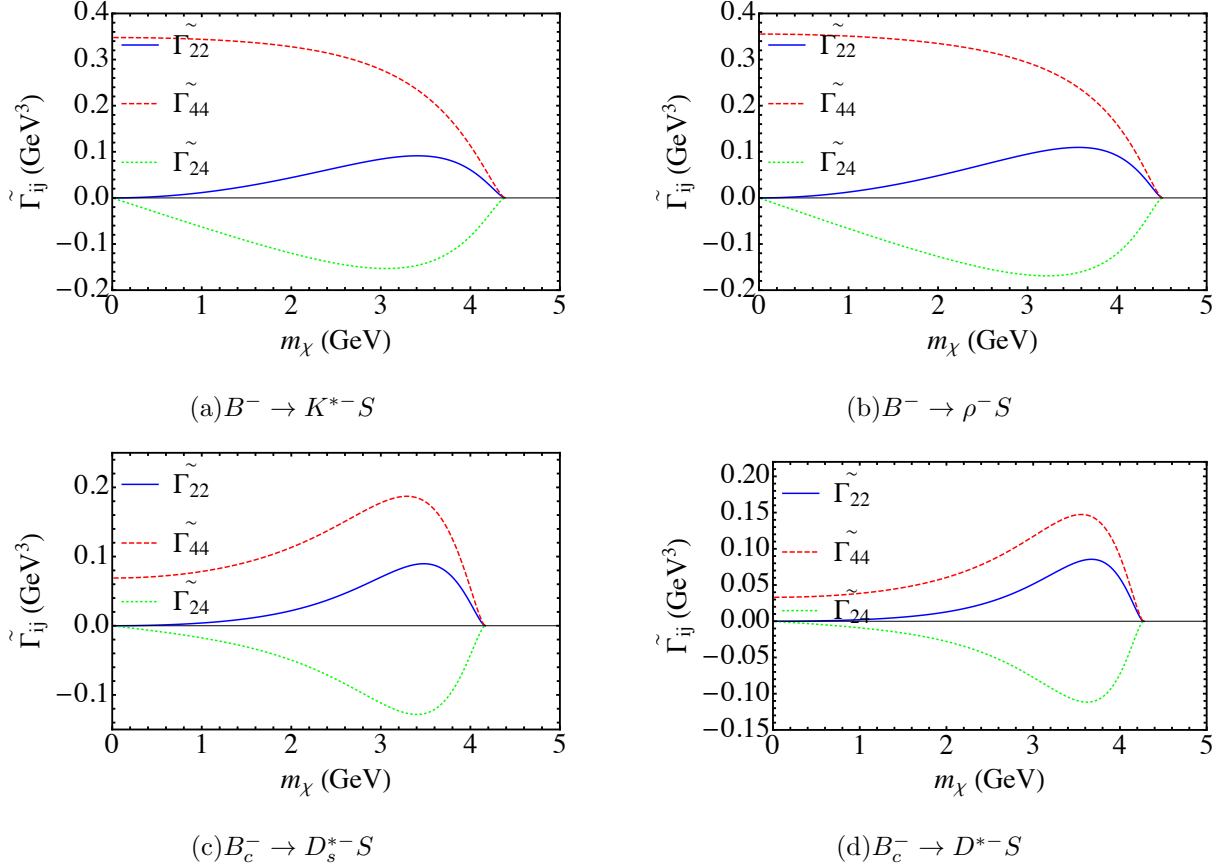


FIG. 5. $\tilde{\Gamma}_{ij}$ s in B and B_c meson $0^- \rightarrow 1^-$ decays with invisible scalar.

difference between B and B_c meson. As m_s increases, $\tilde{\Gamma}_{44}$ in B meson decay increases first until $m_s \approx 3.5$ GeV, then decreases to zero. While $\tilde{\Gamma}_{44}$ in B_c meson decay keep decreasing

until there is no phase space. This is the result of competition between form factors and phase space. As m_s increases, the form factors increase while phase space decreases. The form factors of B_c meson decays grow much faster than these of the B meson decays.

We also use two ways to set the upper limits for the branching ratios of $B_c^- \rightarrow M_f^{*-} S$ processes. The upper limits of g_{si} s obtained by the first method are shown in Fig. 6. One can

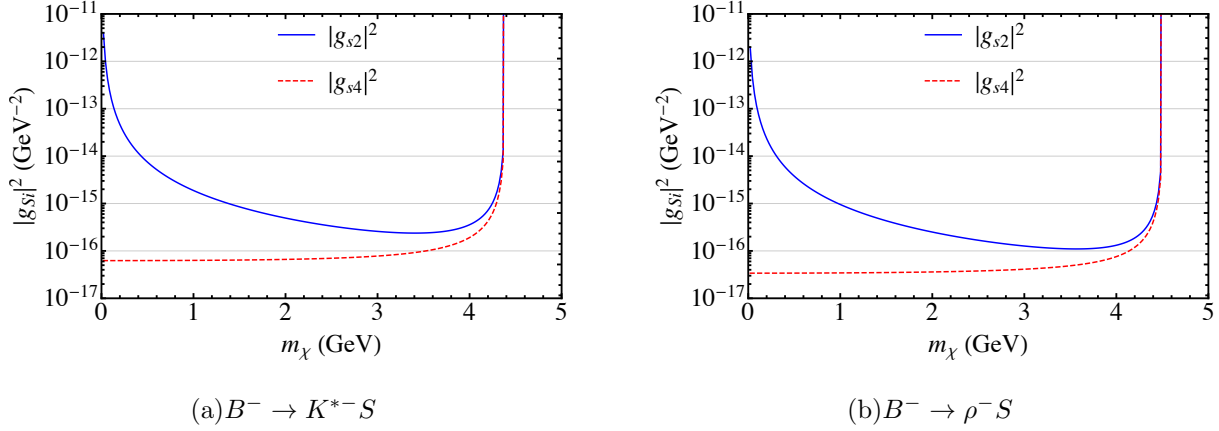


FIG. 6. Upper limits of g_{si} s from B meson $0^- \rightarrow 1^-$ decays with invisible scalar.

see that they have very similar trends to those in Fig. 3, but about one order of magnitude bigger. This is caused by the different upper limits of experiments in Table I.

The upper limits of branching ratios of B_c meson from two methods are shown in Fig. 7. One can see that the difference between dashed and solid lines are obvious. It is due to the

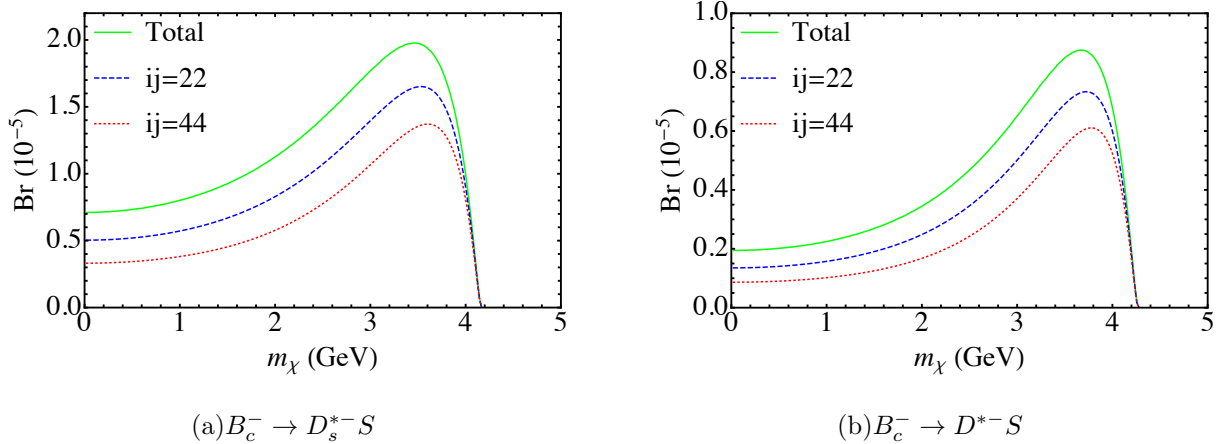


FIG. 7. Branching ratios of B_c meson $0^- \rightarrow 1^-$ decays with invisible scalar.

contribution of interference term Γ_{24} . The most likely area for finding the dark scalar is near $m_s \approx 3.5$ GeV. The \mathcal{BR} is of the order of 10^{-5} , which is about an order of magnitude larger than that in $0^- \rightarrow 0^-$ modes. This depends on the experimental upper limits in Table I.

III. LIGHT INVISIBLE VECTOR

When $\chi = V$, we assume a hidden vector produced in the FCNC processes. The effective Lagrangian, which represents the coupling between SM fermions and the hidden vector, has the form

$$\mathcal{L}_{vector} = m_V g_{V1} (\bar{q}_f \gamma_\mu q) V^\mu + m_V g_{V2} (\bar{q}_f \gamma_\mu \gamma^5 q) V^\mu. \quad (9)$$

This dimension-5 effective Lagrangian naturally meets gauge symmetry, since the chirality of two quarks are the same.

A. $0^- \rightarrow 0^-$ meson decay processes

By finishing the two-body phase space integral, the decay width of $M^- \rightarrow M_f^- V$ processes can be written as

$$\Gamma(M \rightarrow M_f V) = \frac{m_V^2 g_{V1}^2}{16\pi M^3} \lambda^{1/2}(M^2, M_f^2, m_V^2) \langle M_f^- | (\bar{q}_f \gamma_\nu q) | M^- \rangle^* \langle M_f^- | (\bar{q}_f \gamma_\mu q) | M^- \rangle \mathcal{P}_V^{\mu\nu}, \quad (10)$$

where the sum of polarization vector is

$$\mathcal{P}_V^{\mu\nu} = \sum \epsilon_V^{*\mu} \epsilon_V^\nu = -g^{\mu\nu} + \frac{P_V^\mu P_V^\nu}{m_V^2}. \quad (11)$$

The hadronic transition matrix element with pseudoscalar current is zero when final meson is pseudoscalar. The only nonzero term $\tilde{\Gamma}_{11}$ is shown in Fig. 8. One can see that the results are smooth and convergent when $m_V \rightarrow 0$.

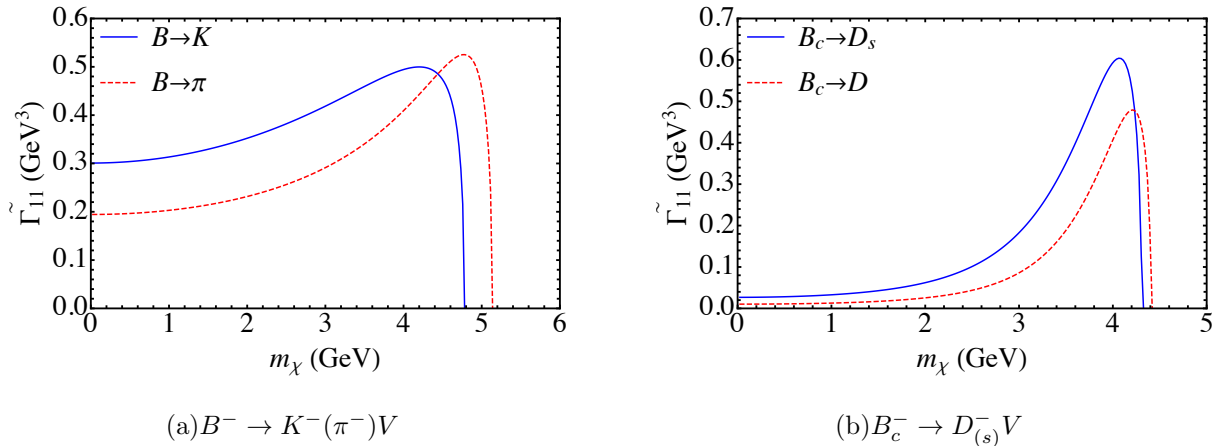


FIG. 8. $\tilde{\Gamma}_{11}$ in $0^- \rightarrow 0^-$ meson decays with invisible vector.

Since only one operator contributes, the upper limits of the coupling constants and branching ratios of B_c meson can be easily obtained, which are shown in Fig. 9. One

can see that the upper limits of $|g_{V1}|^2$ are infinite when $m_V = M - M_f$, since $\tilde{\Gamma}_{11} = 0$ at this point. It changes slowly when $m_V < M - M_f$ because $\tilde{\Gamma}_{11}$ changes slowly in Fig. 8. The upper limits of branching ratios are of the order of 10^{-6} . As the mass of the invisible particle increases, the upper limits of \mathcal{BR} increase first and then decrease to zero. The peak is located near $m_V \approx 4$ GeV. It may be the area where the invisible particle is most likely to be detected experimentally.

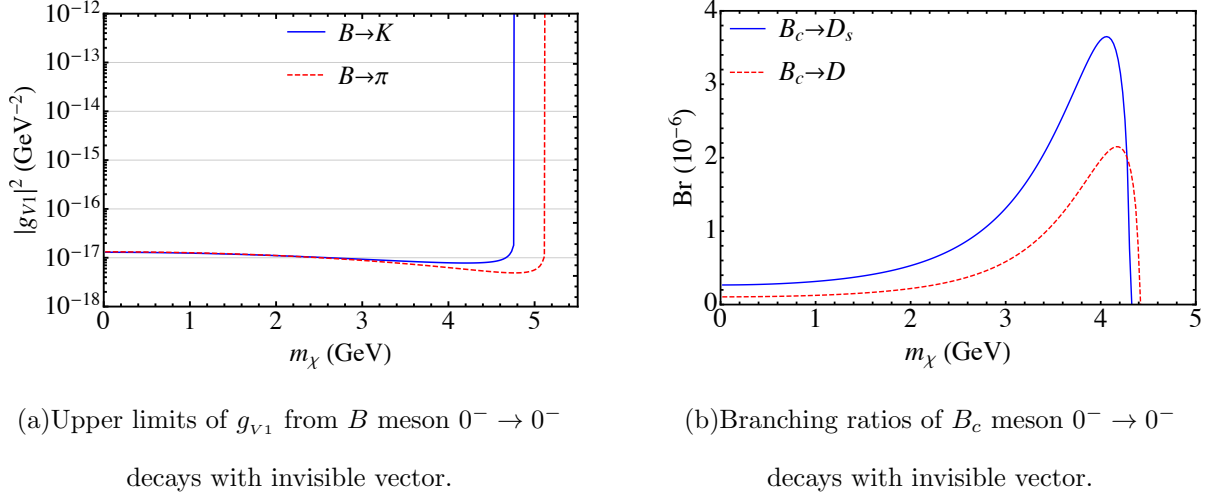


FIG. 9. Upper limits of coupling constants and \mathcal{BR} of B_c meson with invisible vector.

B. $0^- \rightarrow 1^-$ meson decay processes

In $M^- \rightarrow M_f^{*-} V$ processes, the decay width has the form

$$\begin{aligned}
\Gamma(M \rightarrow M_f^* V) = & \frac{g_{V1}^2}{16\pi M^3} \lambda^{1/2}(M^2, M_f^{*2}, m_V^2) \left\{ \langle M_f^{*-} | (\bar{q}_f \gamma_\nu q) | M^- \rangle^* \langle M_f^{*-} | (\bar{q}_f \gamma_\mu q) | M^- \rangle P_V^\mu P_V^\nu \right. \\
& \left. - m_V^2 \langle M_f^{*-} | (\bar{q}_f \gamma_\mu q) | M^- \rangle^* \langle M_f^{*-} | (\bar{q}_f \gamma^\mu q) | M^- \rangle \right\} \\
& + \frac{g_{V2}^2}{16\pi M^3} \lambda^{1/2}(M^2, M_f^{*2}, m_V^2) \left\{ \langle M_f^{*-} | (\bar{q}_f \gamma_\nu \gamma^5 q) | M^- \rangle^* \langle M_f^{*-} | (\bar{q}_f \gamma_\mu \gamma^5 q) | M^- \rangle P_V^\mu P_V^\nu \right. \\
& \left. - m_V^2 \langle M_f^{*-} | (\bar{q}_f \gamma_\mu \gamma^5 q) | M^- \rangle^* \langle M_f^{*-} | (\bar{q}_f \gamma^\mu \gamma^5 q) | M^- \rangle \right\}.
\end{aligned} \tag{12}$$

The hadronic transition matrix elements can be expressed as the functions of form factors in Eq. (8). In Fig. 10, the results of $\tilde{\Gamma}_{ij}s$ as a function of m_V are shown. $\tilde{\Gamma}_{22}$ has the same shape as that in $0^- \rightarrow 0^-$ modes above in Fig. 8. $\tilde{\Gamma}_{11}$ starts from zero because it is proportional to m_V^2 . There is no term like $\tilde{\Gamma}_{12}$ since the interference term can be proved to be zero.

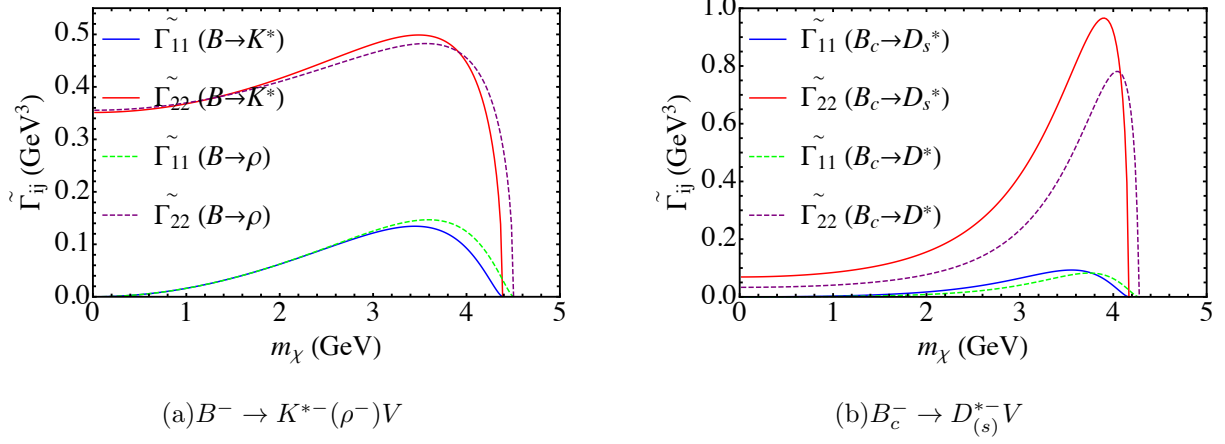


FIG. 10. $\tilde{\Gamma}_{ij}$ in $0^- \rightarrow 1^-$ meson decays with invisible vector.

The upper limits of $|g_{V_i}|^2$ are shown in Fig. 11. The $|g_{V_2}|^2$ which is of the order of 10^{-17} changes slowly when $m_V < M - M_f$. When $m_V \rightarrow 0$, the upper limits of $|g_{V_1}|^2$ go to infinity. These results depend on $\tilde{\Gamma}_{ij}$ in Fig. 10(a). The upper limits of the branching ratios are

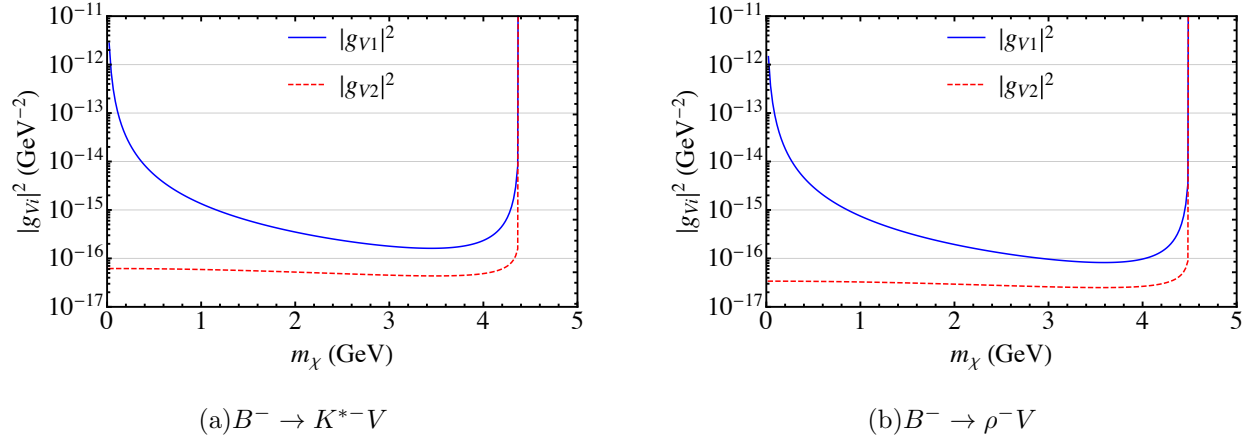


FIG. 11. Upper limits of g_{V_i} from B meson $0^- \rightarrow 1^-$ decays with invisible vector.

shown as Fig. 12. One of the two operators is opened in turn, while assuming the other is zero. The blue solid line and red dashed line represent the contribution from $\tilde{\Gamma}_{11}$ and $\tilde{\Gamma}_{22}$, respectively. As there is no interference term, the upper limit of the branching ratio is the larger one of these lines, namely, the red dashed line.

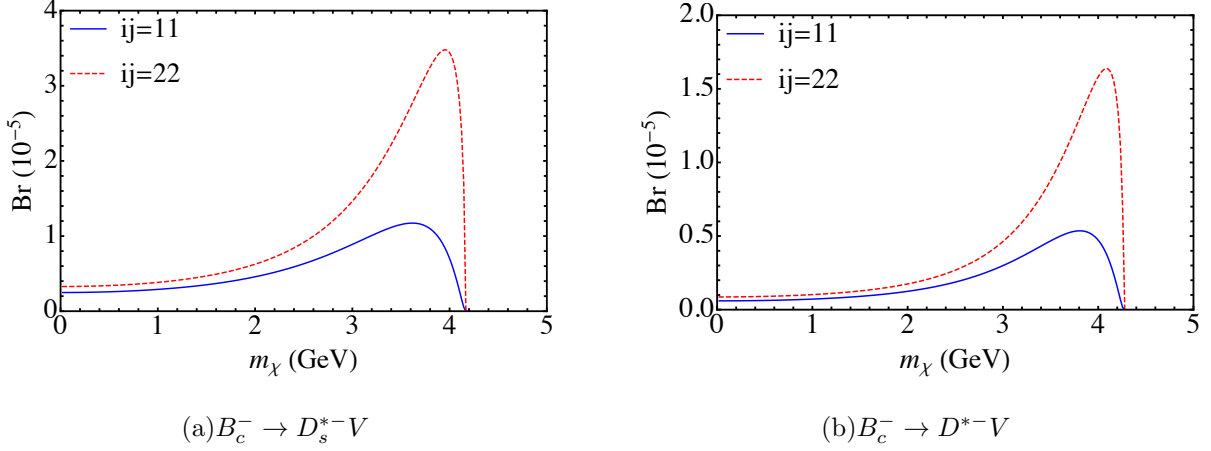


FIG. 12. Branching ratios of B_c meson $0^- \rightarrow 1^-$ decays with invisible vector.

IV. CONCLUSION

We have studied the light invisible bosonic particles via FCNC processes of B and B_c meson. The mass is considered to be less than a few GeV. Both scalar and vector cases are considered. The effective Lagrangian is introduced to describe the coupling between quarks and the dark boson. The effective coupling constants are constrained by the experimental results for the B decays with missing energy. Then the upper limits of the branching fractions of the $B_c \rightarrow M_f^{(*)} \chi$ channels are calculated. When the final meson is pseudoscalar $D_{(s)}$, the largest value of the upper limits is of the order of 10^{-6} . For the final vector meson $D_{(s)}^*$, the \mathcal{BR} is of the order of 10^{-5} . The most likely area for finding the dark boson is near $m_\chi \approx 3.5 - 4$ GeV. As much more B_c events will be generated in the near future, we hope future experiments can make new discoveries through such processes or set more stringent constraints for them.

V. ACKNOWLEDGMENTS

This work was supported in part by the National Natural Science Foundation of China (NSFC) under Grant No. 12075073. We also thank the HEPC Studio at Physics School of Harbin Institute of Technology for access to high performance computing resources through

- [1] J. Bernstein, L. S. Brown, and G. Feinberg, *Phys. Rev. D* **32**, 3261 (1985).
- [2] M. Srednicki, R. Watkins, and K. A. Olive, *Nucl. Phys. B* **310**, 693 (1988).
- [3] E. Izaguirre, G. Krnjaic, P. Schuster, and N. Toro, *Phys. Rev. Lett.* **115**, 251301 (2015).
- [4] G. Bertone, D. Hooper, and J. Silk, *Phys. Rept.* **405**, 279 (2005).
- [5] E. Komatsu *et al.* (WMAP Collaboration), *Astrophys. J. Suppl.* **180**, 330 (2009).
- [6] D. Akerib *et al.* (LUX Collaboration), *Phys. Rev. Lett.* **118**, 021303 (2017).
- [7] X. Cui *et al.* (PandaX-II Collaboration), *Phys. Rev. Lett.* **119**, 181302 (2017).
- [8] E. Aprile *et al.* (XENON Collaboration), *Phys. Rev. Lett.* **121**, 111302 (2018).
- [9] V. V. Gligorov, S. Knapen, M. Papucci, and D. J. Robinson, *Phys. Rev. D* **97**, 015023 (2018).
- [10] B. W. Lee and S. Weinberg, *Phys. Rev. Lett.* **39**, 165 (1977).
- [11] M. Pospelov, A. Ritz, and M. B. Voloshin, *Phys. Lett. B* **662**, 53 (2008).
- [12] D. Hooper and K. M. Zurek, *Phys. Rev. D* **77**, 087302 (2008).
- [13] J. McDonald, *Phys. Rev. Lett.* **88**, 091304 (2002).
- [14] L. J. Hall, K. Jedamzik, J. March-Russell, and S. M. West, *JHEP* **03**, 080.
- [15] N. Bernal, M. Heikinheimo, T. Tenkanen, K. Tuominen, and V. Vaskonen, *Int. J. Mod. Phys. A* **32**, 1730023 (2017).
- [16] P. del Amo Sanchez *et al.* (BaBar Collaboration), *Phys. Rev. D* **82**, 112002 (2010).
- [17] B. Aubert *et al.* (BaBar Collaboration), *Phys. Rev. D* **78**, 072007 (2008).
- [18] K. F. Chen *et al.* (Belle Collaboration), *Phys. Rev. Lett.* **99**, 221802 (2007).
- [19] J. Grygier *et al.* (Belle Collaboration), *Phys. Rev. D* **96**, 091101 (2017).
- [20] Y. T. Lai *et al.* (Belle Collaboration), *Phys. Rev. D* **95**, 011102 (2017).
- [21] C. Bird, P. Jackson, R. V. Kowalewski, and M. Pospelov, *Phys. Rev. Lett.* **93**, 201803 (2004).
- [22] C. Bird, R. V. Kowalewski, and M. Pospelov, *Mod. Phys. Lett. A* **21**, 457 (2006).
- [23] A. Badin and A. A. Petrov, *Phys. Rev. D* **82**, 034005 (2010).
- [24] S. N. Gninenko and N. V. Krasnikov, *Phys. Rev. D* **92**, 034009 (2015).
- [25] D. Barducci, M. Fabbrichesi, and E. Gabrielli, *Phys. Rev. D* **98**, 035049 (2018).
- [26] J. F. Kamenik and C. Smith, *JHEP* **03**, 090 (2012).
- [27] E. Bertuzzo, C. J. Caniu Barros, and G. Grilli di Cortona, *JHEP* **09**, 116 (2017).

- [28] T. A. Aaltonen *et al.* (CDF Collaboration), *Phys. Rev. D* **93**, 052001 (2016).
- [29] S. Burdin (ATLAS Collaboration), *AIP Conf. Proc.* **1735**, 030003 (2016).
- [30] A. Berezhnoy, I. Belov, A. Likhoded, and A. Luhinsky, *Mod. Phys. Lett. A* **34**, 1950331 (2019).
- [31] R. Aaij *et al.* (LHCb Collaboration), *Phys. Rev. D* **100**, 112006 (2019).
- [32] M. Pospelov, A. Ritz, and M. B. Voloshin, *Phys. Rev. D* **78**, 115012 (2008).
- [33] J. Redondo and M. Postma, *JCAP* **02**, 005 (2009).
- [34] J. D. Bjorken, R. Essig, P. Schuster, and N. Toro, *Phys. Rev. D* **80**, 075018 (2009).
- [35] J. L. Diaz-Cruz and E. Ma, *Phys. Lett. B* **695**, 264 (2011).
- [36] S. Baek, P. Ko, W.-I. Park, and E. Senaha, *JHEP* **05**, 036 (2013).
- [37] M. Fabbrichesi, E. Gabrielli, and G. Lanfranchi, (2020), 10.1007/978-3-030-62519-1, [arXiv:2005.01515 \[hep-ph\]](#).
- [38] R. D. Peccei and H. R. Quinn, *Phys. Rev. Lett.* **38**, 1440 (1977).
- [39] S. Weinberg, *Phys. Rev. Lett.* **40**, 223 (1978).
- [40] F. Wilczek, *Phys. Rev. Lett.* **40**, 279 (1978).
- [41] B. Batell, M. Pospelov, and A. Ritz, *Phys. Rev. D* **83**, 054005 (2011).
- [42] Y. Aditya, K. J. Healey, and A. A. Petrov, *Phys. Lett. B* **710**, 118 (2012).
- [43] E. Izaguirre, T. Lin, and B. Shuve, *Phys. Rev. Lett.* **118**, 111802 (2017).
- [44] D. O'Connell, M. J. Ramsey-Musolf, and M. B. Wise, *Phys. Rev. D* **75**, 037701 (2007).
- [45] B. Patt and F. Wilczek, (2006), [arXiv:hep-ph/0605188](#).
- [46] G. Krnjaic, *Phys. Rev. D* **94**, 073009 (2016).
- [47] M. W. Winkler, *Phys. Rev. D* **99**, 015018 (2019).
- [48] A. Filimonova, R. Schäfer, and S. Westhoff, *Phys. Rev. D* **101**, 095006 (2020).
- [49] A. Kachanovich, U. Nierste, and I. Nišandžić, *Eur. Phys. J. C* **80**, 669 (2020).
- [50] J. F. Kamenik and C. Smith, *Phys. Lett. B* **680**, 471 (2009).
- [51] J. H. Jeon, C. S. Kim, J. Lee, and C. Yu, *Phys. Lett. B* **636**, 270 (2006).
- [52] W. Altmannshofer, A. J. Buras, D. M. Straub, and M. Wick, *JHEP* **04**, 022 (2009).
- [53] M. Bartsch, M. Beylich, G. Buchalla, and D. N. Gao, *JHEP* **11**, 011 (2009).
- [54] P. Ball and R. Zwicky, *Phys. Rev. D* **71**, 014015 (2005).
- [55] G. Li, T. Wang, Y. Jiang, X.-Z. Tan, and G.-L. Wang, *JHEP* **03**, 028 (2019).
- [56] G. Li, T. Wang, Y. Jiang, J.-B. Zhang, and G.-L. Wang, *Phys. Rev. D* **102**, 095019 (2020).

- [57] C. Kim and G.-L. Wang, *Phys. Lett. B* **584**, 285 (2004).
- [58] G.-L. Wang, *Phys. Lett. B* **633**, 492 (2006).
- [59] A. Bharucha, D. M. Straub, and R. Zwicky, *JHEP* **08**, 098 (2016).