

# Bayesian inference for gravitational waves from binary neutron star mergers in third-generation observatories

Rory Smith,<sup>1,2</sup> Ssohrab Borhanian,<sup>3</sup> Bangalore Sathyaprakash,<sup>3,4,5</sup> Francisco Hernandez Vivanco,<sup>1,2</sup> Scott Field,<sup>6,7</sup> Paul Lasky,<sup>1,2</sup> Ilya Mandel,<sup>1,2</sup> Soichiro Morisaki,<sup>8</sup> David Ottaway,<sup>9</sup> Bram Slagmolen,<sup>9</sup> Eric Thrane,<sup>1,2</sup> Daniel Töyrä,<sup>10</sup> and Salvatore Vitale<sup>11,12</sup>

<sup>1</sup>*School of Physics and Astronomy, Monash University, VIC 3800, Australia*

<sup>2</sup>*OzGrav: The ARC Centre of Excellence for Gravitational Wave Discovery, Clayton VIC 3800, Australia\**

<sup>3</sup>*Institute for Gravitation and the Cosmos, Department of Physics, Pennsylvania State University, University Park, PA, 16802, USA<sup>†</sup>*

<sup>4</sup>*Department of Astronomy and Astrophysics, Penn State University, University Park PA 16802, USA*

<sup>5</sup>*School of Physics and Astronomy, Cardiff University, Cardiff CF24 3AA, UK<sup>‡</sup>*

<sup>6</sup>*Department of Mathematics and Center for Scientific Computing and Visualization Research, University of Massachusetts, Dartmouth, MA 02747, USA*

<sup>7</sup>*Department of Physics and Center for Scientific Computing and Visualization Research, University of Massachusetts, Dartmouth, MA 02747, USA*

<sup>8</sup>*Department of Physics, University of Wisconsin-Milwaukee, Milwaukee, WI 53201, USA*

<sup>9</sup>*OzGrav, University of Adelaide, Adelaide, SA 5005, Australia*

<sup>10</sup>*OzGrav, ANU Centre for Gravitational Astrophysics, Research Schools of Physics, and Astronomy and Astrophysics, The Australian National University, ACT, 2601, Australia*

<sup>11</sup>*LIGO Laboratory, Massachusetts Institute of Technology, Cambridge, MA 02139, USA*

<sup>12</sup>*Department of Physics and Kavli Institute for Astrophysics and Space Research, Massachusetts Institute of Technology, 77 Massachusetts Ave, Cambridge, MA 02139, USA*

Third-generation (3G) gravitational-wave detectors will observe thousands of coalescing neutron star binaries with unprecedented fidelity. Extracting the highest precision science from these signals is expected to be challenging owing to both high signal-to-noise ratios and long-duration signals. We demonstrate that current Bayesian inference paradigms can be extended to the analysis of binary neutron star signals without breaking the computational bank. We construct reduced order models for  $\sim 90$  minute long gravitational-wave signals, covering the observing band ( $5 - 2048$  Hz), speeding up inference by a factor of  $\sim 1.3 \times 10^4$  compared to the calculation times without reduced order models. The reduced order models incorporate key physics including the effects of tidal deformability, amplitude modulation due to the Earth's rotation, and spin-induced orbital precession. We show how reduced order modeling can accelerate inference on data containing multiple, overlapping gravitational-wave signals, and determine the speedup as a function of the number of overlapping signals. Thus, we conclude that Bayesian inference is computationally tractable for the long-lived, overlapping, high signal-to-noise-ratio events present in 3G observatories.

*Introduction.*— Third-generation (3G) gravitational-wave detectors such as Cosmic Explorer (CE) [1] and the Einstein Telescope (ET) [2] will observe hundreds of thousands to millions of binary neutron star mergers a year [3, 4]. Many of the observed signals will be extremely loud, with signal-to-noise ratios (SNRs)  $\sim \mathcal{O}(100 - 1000)$ . These signals will provide exquisite measurements of neutron star masses, tidal deformability, and spins, facilitating breakthroughs in cosmology and fundamental physics [5, 6]. Analyzing signals in the 3G era will require scaling data analysis methods by orders-of-magnitude beyond their current capabilities: signals will be in band up to around 40 times longer than in Advanced LIGO/Virgo, the event rate will be thousands of times higher, and multiple signals will be in band at any one time [1, 2].

Bayesian inference is the gold standard for measuring

the properties of gravitational-wave signals [7–10]. In Bayesian inference, the posterior probability density of source parameters  $\Theta$  given experimental data  $d$ , and an hypothesis for the data  $\mathcal{H}$ , is:

$$p(\Theta|d, \mathcal{H}) = \frac{\pi(\Theta|\mathcal{H})\mathcal{L}(d|\Theta, \mathcal{H})}{\mathcal{Z}(d|\mathcal{H})}, \quad (1)$$

where  $\pi(\Theta|\mathcal{H})$  is the prior distribution,  $\mathcal{L}(d|\Theta, \mathcal{H})$  is the likelihood function and  $\mathcal{Z}(d|\mathcal{H})$  is the evidence. The posterior,  $p(\Theta|d, \mathcal{H})$ , is the target of parameter estimation, and the evidence is the target for hypothesis testing/model selection. As research and development of 3G instruments ramps up, there is increasing interest in the posterior probability density of gravitational-wave source properties because it is fundamental to answering interesting questions about the astrophysics capabilities of the detectors. However, because of the high cost of computing the posterior density for binary neutron stars, approximate methods are often used to study the capabilities of 3G detectors; see, e.g., [11]. Fisher-matrix analyses have been used to approximate the width of  $p(\Theta|d, \mathcal{H})$ , assuming the likelihood is well approximated by a Gaus-

\*Electronic address: [rory.smith@monash.edu](mailto:rory.smith@monash.edu)

<sup>†</sup>Electronic address: [sub284@psu.edu](mailto:sub284@psu.edu)

<sup>‡</sup>Electronic address: [bss25@psu.edu](mailto:bss25@psu.edu)

sian distribution. While this assumption is valid for some projections of the posterior, it is not generally valid—even when the SNR ratio is in the thousands—and must be carefully vetted [9]. Hence, a Bayesian treatment of parameter estimates is timely in order to reliably study topics in neutron star astrophysics with networks of 3G detectors.

In this *Letter* we demonstrate how Bayesian inference can be performed on binary neutron star signals using reduced order models (ROMs) [12–14] of gravitational waveforms, in conjunction with a parallel nested-sampling algorithm [10, 15]. Our work extends previous applications of reduced order modeling to signals that are up to 90 minutes in duration from a low frequency of 5 Hz, which is close to the expected low-frequency cutoff for 3G detectors [1, 2]. In addition, the ROMs incorporate effects of the Earth’s rotation on GW signals, the tidal deformability of neutron stars, and spin-induced orbital precession. We show that our ROMs are accurate representations of the original waveforms at around the  $\sim 10^{-12}$  level, which ensures that the ROM approximation is valid up to  $\text{SNR} \approx 10^6$  [16]—good enough for essentially all foreseeable 3G science.

The ROMs are used to form highly efficient approximations of the likelihood function—the most expensive part of inference. This approximation is known as a *reduced order quadrature* (ROQ) [12, 13]. We show that the ROQ can speed up the evaluation of the likelihood function by a factor of around 13,000 on individual binary neutron star signals. This makes inference on these signals tractable. In addition, we show that the ROM/ROQ framework can be applied to accelerate likelihood calculations on multiple overlapping in-band signals. At any given time, there are likely to be hundreds of binary neutron stars in the Universe emitting gravitational waves in the 3G observing band [17]. However, the signals are sufficiently separated in time that they can usually be analysed separately, though, sometimes two or more signals are sufficiently close that a simultaneous analysis is required [4]. We determine the theoretical speedup factor for multiple in-band signals and show that the ROM/ROQ framework can speed up inference by a factor of around 10,000 for several overlapping signals.

We use the ROM/ROQ framework to perform Bayesian inference on a 90 min-long signal at a similar luminosity distance to GW170817, added into synthetic data of a 3G network consisting of CE, ET, and a southern-hemisphere CE-like detector which we call CE-South. The signal has  $\text{SNR} \approx 2400$ . We are able to perform Bayesian inference in around 10 hours using a parallelized nested sampling algorithm running on 160 CPU cores, demonstrating that the ROM/ROQ method removes a significant computational hurdle. Without methods to mitigate the computational cost, the run time of such an analysis would be around  $10^6$  CPU hours. In doing so, we overcome limitations of the Fisher information matrix, by accurately determining the uncertainties of source parameters whose posterior densities are highly

non-Gaussian. Our results demonstrate that even loud 3G signals can be analysed with modest computational resources. However, reduced-order methods are essential for controlling the computational cost.

*The likelihood function and reduced order models.*—The most expensive part of evaluating the posterior probability is the likelihood function, which in turn is expensive because it involves computing gravitational waveforms. We start by considering the likelihood for a single in-band signal. The natural logarithm of the likelihood function is [18]

$$\begin{aligned} \ln \mathcal{L} &\propto -\frac{1}{2} \langle d - h, d - h \rangle \\ &= \langle d, h \rangle - \frac{1}{2} \langle h, h \rangle - \frac{1}{2} \mathcal{Z}_n, \end{aligned} \quad (2)$$

where the constant  $\mathcal{Z}_n = \langle d, d \rangle$  is known as the “noise evidence,” and quantifies the likelihood of the data under the hypothesis that it is Gaussian noise, with variance proportional to the detector noise power spectral density [19]. The angle brackets  $\langle a, b \rangle$  denote the usual noise-weighted inner product [20].

The gravitational waveforms  $h$  have the general form [11]

$$\begin{aligned} h(f; \Theta) &= \frac{1}{D_L} \left[ F_+(f; \xi) h_+(f; \theta, \iota, \phi_c, t_c) \right. \\ &\quad \left. + F_\times(f; \xi) h_\times(f; \theta, \iota, \phi_c, t_c) \right], \end{aligned} \quad (3)$$

where  $h_{(+,\times)}(f; \theta, \iota, \phi_c, t_c)$  are the individual gravitational wave polarizations and are a function only of the *intrinsic parameters*  $\theta$ , orbital inclination  $\iota$ , and phase and time at coalescence  $\phi_c$  and  $t_c$ .  $D_L$  is the luminosity distance to the source. The quantities  $F_{(+,\times)}$  are the detector response functions, which depend on the binary’s right ascension  $\alpha$ , declination  $\delta$  and polarization phase  $\psi$ , which define  $\xi = (\alpha, \delta, \psi)$ . The full set of parameters  $\Theta$  which appears on the left-hand side is the combined set of intrinsic and extrinsic parameters, i.e.,  $\Theta = (\theta, \xi, \iota, \phi_c, t_c, D_L)$ . The detector response functions are also functions of time/frequency due to the Earth’s rotation, which cannot be neglected for binary neutron star signals starting from 5 Hz [11]. Since the time evolution of the response functions is slow compared to that of the gravitational-wave signal, we can approximate the convolution of the response function with the signal using the stationary phase approximation, which allows us to separate  $F_{(+,\times)}$  and  $\hat{h}_{(+,\times)}$ —see [11] for details, and the explicit form of the frequency-dependent  $F_{(+,\times)}$ .

In the frequency domain, the ROMs of  $h$  (Eq. 3) have the following general form [13]:

$$h^{\text{ROM}}(f; \Theta) = \sum_{J=1}^N h(\mathcal{F}_J; \Theta) B_J(f). \quad (4)$$

The quantities  $B_J(f)$  are a non-orthonormal basis set which span the space of the signal. The  $h(\mathcal{F}_J; \Theta)$

which appear on the right-hand side of Eq. 4 are simply the unapproximated waveform (Eq. 3) evaluated at a frequency  $\mathcal{F}_J$  from a reduced set of  $N$  frequencies  $\{\mathcal{F}_J\}_{J=1}^N$ . These reduced frequencies function as interpolation nodes [21]. Previous work on reduced order modeling for gravitational-wave parameter estimation also constructed ROMs for the waveform amplitude  $h^*h$  which is used to approximate the  $\langle h, h \rangle$  term in the likelihood (Eq. 2) [13]. We find that this is unnecessary and this term can be computed at negligible cost, which we discuss more below.

The ROM requires  $M/N$  fewer waveform evaluations than the unapproximated expression for the waveform, where  $M = T[f_{\max} - f_{\min}]$  and  $T$  is the signal duration. For 3G detectors, we assume  $f_{\max} = 2048$  Hz,  $f_{\min} = 5$  Hz,  $T = 90$  min (5400 s). When ROMs are substituted into the likelihood function, they form a compressed set of inner products known as a reduced order quadrature (ROQ). The ROQ speeds up the likelihood function by a factor [12, 13]

$$S \approx M/N, \quad (5)$$

and in general  $S \gg 1$ . Note that this speedup assumes that the waveforms have a closed-form expression, which frequency-domain waveforms typically do.

*ROM construction.*—The ROMs are constructed in a three-step process: (i) constructing a representative “training-space” of gravitational waveforms which span the parameter range of interest; (ii) selecting basis elements from the training set of gravitational waveforms; and (iii) determining the reduced set of frequency nodes. All steps are achieved using an iterative greedy algorithm [22]. We construct ROMs of 90 min-long gravitational-wave signals including spin precession and tidal deformability. That we can build ROMs for 90 min-long binary neutron star signals should not be taken for granted. Previous studies [12, 13, 23] have not established whether ROMs for such signals can be made in principle or in practice, or if they would be practical for data analysis. We note that the authors of [12, 13, 23] do give various scalings for ROM basis sizes as a function of low-frequency of the signals, or parameter space ranges. However there has been no systematic study on the size of ROM bases on both low-frequency and parameter space size. The fundamental issue is whether the parameter space can be made small enough to be both effective and efficient for long-duration signals. Below, we show that it is indeed the case.

Our strategy is to focus on individual signals, and target a small-enough region of intrinsic parameter space over which to build a training set. The relevant parameters we consider are the chirp mass  $\mathcal{M}_c$ , symmetric mass ratio  $\eta$ , tidal deformabilities  $(\lambda_1, \lambda_2)$ , spin components projected along the orbital angular momentum axis  $(\chi_1^z, \chi_2^z)$ , effective-precession spin and the initial value of the azimuthal precession angle  $(\chi_p, \alpha_0)$ , and orbital inclination  $\iota$ . We use the waveform model IMRPHENOMPv2\_NRTIDALV2 [24,

25], which is parameterized by the vector  $\theta = \{\mathcal{M}, \eta, \chi_1^z, \chi_2^z, \chi_p, \alpha_0, \iota, \lambda_1, \lambda_2\}$ . Note that inclination appears here because it evolves during the inspiral due to spin-induced orbital precession.

The size of the ROM basis is sensitive to the range in chirp mass. We pick a fiducial chirp mass value of  $\mathcal{M}_* = 1.385 M_\odot$  and restrict the width of the chirp mass of the training set to be  $\pm 5 \times 10^{-4} M_\odot$ . This mass range is approximately  $1 \times 10^3 \Delta\mathcal{M}$ , where  $\Delta\mathcal{M}$  is the Fisher-matrix error, estimated using `gwbench` [26]. Following the Fisher-matrix error treatment in [27], we find that signals with SNRs of around 10 have Fisher errors  $\Delta\mathcal{M} \sim 10^{-4} M_\odot$ . Hence, our range in chirp mass ensures that we can analyze systems with SNRs down to around 10 without artificially railing against prior bounds in mass. Note that in practice, we may want to use broader priors in mass than are possible with a single one of these parameter-space patches. Broader prior ranges can be employed simply by utilizing multiple ROM bases that individually span small parameter-space ranges. Around 1000 such patches in  $\mathcal{M} - \eta$  would be needed to cover the full binary neutron star mass space, assuming that binary neutron stars have chirp masses approximately in the range  $1M_\odot - 2M_\odot$ .

All other intrinsic parameters are chosen to have broad, physically-motivated ranges. The symmetric mass ratio is restricted to the range  $0.2 \leq \eta \leq 0.25$ . Assuming a minimum neutron star mass of  $1M_\odot$ , this symmetric mass ratio ensures we describe the primary neutron star with masses up to  $2.6M_\odot$ , which is around the maximum plausible non-rotating neutron star mass [28–30]. For all other parameters, we consider the following ranges:  $0 < \chi_p \leq 0.1$ ,  $-0.1 \leq \chi_{1,2}^z \leq 0.1$ ,  $0 \leq \lambda_{1,2} \leq 5000$ . Additionally, the ROM is constructed to be valid for all values of sky location parameters  $\xi = (\alpha, \delta, \psi)$ , luminosity distance  $D_L$ , phase at coalescence  $\phi_c$ ,  $\iota$ , and  $\alpha$ . We consider three starting frequencies  $f_{\min} = 5, 10, 20$  Hz, maximum frequency  $f_{\max} = 2048$  Hz, and signal duration of  $T = 90$  min. We use the three values of  $f_{\min}$  test how the size of the ROM bases scale with the low-frequency cut off, which is expected to be a function of the signal duration.

We construct a training set of waveforms for the parameter space defined above. The basis and reduced frequency nodes are selected using a greedy algorithm. Details about the training space and the greedy algorithm are described in the supplementary material. For signals starting in band from 5, 10, 20 Hz, we find that the ROMs have  $N = 522, 291, 179$  basis elements respectively. Note that the basis size only increases by a factor of three when going from 20 Hz to 5 Hz, despite the signals being over 40 times longer in duration. We estimate that bases of around  $\sim 500$  elements should be typical for ROMs describing all binary neutron star signals starting from 5 Hz with parameter ranges similar to those used here. Reducing the chirp mass to that of a  $1M_\odot + 1M_\odot$  binary will change the signal duration only by a factor of 2, much less than the difference in the duration of sig-

nals starting from 20 Hz vs 5 Hz. Hence, the basis size should be roughly constant when considering lower-mass systems. Conversely, increasing the chirp mass reduces the signal duration and hence the basis size will decrease.

The computational cost of building the ROM is relatively small. We require 160 16-core 2.20GHz Intel Xeon E5-2660 CPUs running for around 7 minutes, and then a single CPU running for around 2 hours to complete the basis construction – see *Step-(ii)* of the ROM building strategy in the Supplementary material. The memory footprint of the basis is around 90GB. Thus, it would be feasible to build reduced order models covering the full chirp-mass range of binary neutron stars.

*Likelihood speedup.*—The most efficient use of ROMs in Bayesian inference is to compress the large inner products that appear in the likelihood function. These compressed inner products are referred to as a ROQ integration rule. We obtain the ROQ likelihood by substituting the ROM (Eq. 4) into the likelihood (Eq. 2). The ROQ likelihood can be written as

$$\ln \mathcal{L}_{\text{ROQ}} \propto L(\Theta) - \frac{1}{2}Q(\Theta) - \frac{1}{2}\mathcal{Z}_n, \quad (6)$$

where the functions  $L(\Theta)$  and  $Q(\Theta)$  are given by

$$L(\Theta) = \Re \sum_{J=1}^N h(F_J; \Theta) \omega_J(t_c), \quad (7)$$

$$Q(\Theta) = \sum_{I=1}^N \sum_{J=1}^N h^*(F_I; \Theta) h(F_J; \Theta) \psi_{IJ}. \quad (8)$$

The quantities  $\omega_J(t_c)$  and  $\psi_{IJ}$  are integration weights that depend only on the basis functions, the data, and the noise power spectral density, and are defined in Eq 15 and Eq. 16 of the supplementary material.

The computational cost of the ROQ likelihood scales as

$$\ln \mathcal{L} \sim \mathcal{O}(N \times W), \quad (9)$$

where  $W$  is the number of operations required to evaluate the waveform at a given frequency. Unlike previous work [13], we have chosen to write the  $Q$  term without the use of an explicit basis for the waveform amplitude  $h^*h$ . The scaling of Eq. 8 is independent of  $W$  because the waveforms at the reduced frequencies have already been computed as part of  $L$  (Eq. 7). Thus, Eq. 8 scales like  $\sim \mathcal{O}(N^2)$  and we find that  $N$  is small enough such that  $N^2 \ll N \times W$ . We will later show that this form of the quadratic piece of the likelihood function is useful when considering multiple overlapping signals. For our basis starting from 5 Hz (which contains  $N = 522$  basis elements), the theoretical speedup (Eq. 5) is  $S = 5400\text{s} \times (2048 - 5)\text{Hz}/522 \approx 21,000$ . In practice, we find an empirical speed up of around 13,000. We determine that the degradation in performance is due to fixed overheads, such as allocating data structures for the waveforms.

We note that the integration weights  $\omega_{IJ}(t_c)$  and  $\psi_{IJ}$  are dependent on the data and noise power spectral density and have to be computed before data analysis can take place. The  $\omega_{IJ}(t_c)$  can be computed efficiently using a fast Fourier transform, while the elements of  $\psi_{IJ}$  are simply inner products between arrays. The cost of computing both is negligible in practice.

*Validation and accuracy.*—The overall accuracy of the ROQ likelihood (Eq. 6) is limited by the accuracy of the ROM. We validate the accuracy by computing the mismatch between the ROM representation of  $h$  (Eq. 4) to its unapproximated form (Eq. 3). The mismatch between a ROM  $h^{\text{ROM}}$  and its unapproximated form  $h$  is

$$M(h) = 1 - \frac{\langle h^{\text{ROM}}, h \rangle}{\sqrt{\langle h^{\text{ROM}}, h^{\text{ROM}} \rangle \langle h, h \rangle}}. \quad (10)$$

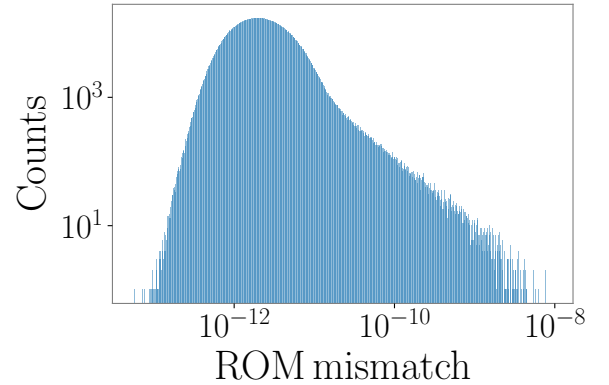


FIG. 1: Accuracy of the ROM approximation for 90-minute long BNS signals starting from 5 Hz. The signals include amplitude modulation due to the Earth’s rotation.

In the noise-weighted inner products, we assume a flat power spectrum, meaning that our mismatches are more conservative than if one used, e.g., a gravitational-wave detector noise power spectral density. In Fig. 1 we show the mismatch  $M(h)$  for  $2 \times 10^6$  random parameter values  $\Theta$  that were not included in the training space. We include random sky locations, inclinations, luminosity distances, and phases at coalescence. We also include the frequency-dependent response functions in the mismatch calculations, demonstrating that the ROM is accurate describing signals with amplitudes modulated by the Earth’s rotation. We find that the mismatch values are strongly peaked around the  $10^{-12}$  level. Mismatches at this level ensure that parameter estimation will be unbiased up to  $\text{SNR} \approx 10^6$  (so that twice the mismatch multiplied by the SNR squared is less than unity [16, 31]).

*Inference with a high-SNR signal.*—As an illustrative example, we consider inference on a signal, which we nickname GW370817. The parameters are:  $\Theta_{370817} = \{\mathcal{M} = 1.3854 M_\odot, \eta = 0.24925, \chi_1^z = -0.0113, \chi_2^z = 0.01070, \chi_p = 0.03, \alpha_0 = 1.1, \iota = 0.785, \lambda_1 = 422.5, \lambda_2 = 839.4, D_L = 38.77 \text{ Mpc}, \alpha = 1 \text{ hours } 57 \text{ min } 20.5 \text{ s}, \delta =$



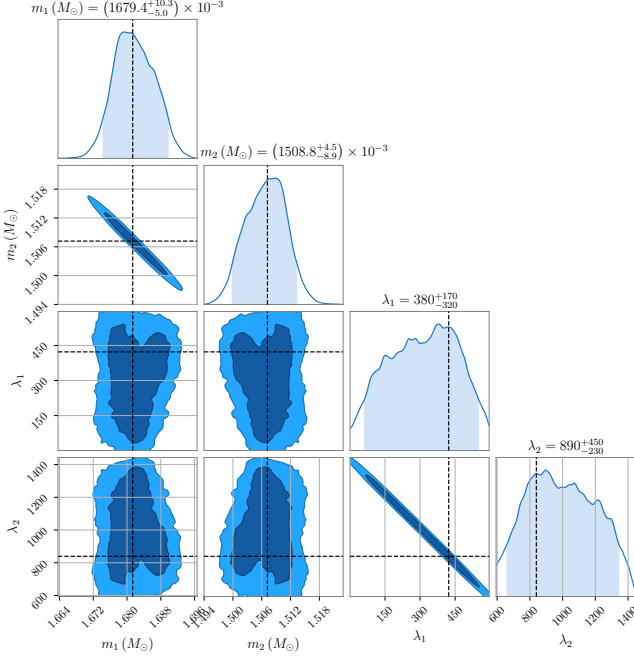


FIG. 2: One- and two-dimensional posterior densities for component masses and component tidal deformabilities. Dark/light shading indicates the one-sigma/two-sigma credible interval respectively. True parameter values are indicated by dashed lines.

$-14.9$  deg,  $\psi = 2.012$ ,  $\phi_c = 0$ }. This signal has a luminosity distance consistent with GW170817. We add the signal into synthetic data of a three-detector network consisting of CE, ET, and CE-South. We use a “zero-noise” realization of Gaussian noise [32], which (statistically) is the most likely realization. This noise realization has the added convenience that if we use flat priors, the posterior peaks at exactly the true parameter values which serves as a useful diagnostic check. The signal has SNR = 2400 in this network. We use flat priors on all parameters and the ranges are given by the range of validity of the ROM described earlier. In addition, we impose a physically motivated prior constraint on the component tidal deformability:  $\lambda_2 > \lambda_1$ . Lastly, we use the standard LIGO/Virgo prior on geocenter time [7, 8]: a uniform prior over a 0.2s interval centered on the true trigger time. We note that in general it is not necessary to restrict the chirp mass prior to such a narrow range. Provided that ROMs exist in local patches covering an extended chirp-mass region, a wide prior can be utilized by building ROQ weights (Eq. 15-16) from multiple ROM bases in local patches of the mass space.

We use the *dynesty* nested sampling package to infer the source properties. In order to obtain well-converged posteriors, we set the number of live points to 5000, and use a random-walk proposal from the *bilby* [10, 33] inference library, which takes a number of steps equal to 70 times the running estimate of the autocorrelation length. The analysis is parallelized over 160 cores. We require

$\sim 2 \times 10^9$  likelihood evaluations in order to complete the run, which takes 10 hours on a cluster of 16-core 2.20GHz Intel Xeon E5-2660 CPUs. The number of likelihood evaluations is around an order of magnitude larger than for Advanced LIGO/Virgo inference analyses [34]. The run time demonstrates that without methods to mitigate the cost of Bayesian inference, the overall CPU time would be on the order of  $20 \times 10^6$  hours, i.e., prohibitively expensive.

In Fig. 2, we show the one- and two-dimensional posterior densities for the component masses and tidal deformabilities. The component masses can be constrained to the  $\sim 5 \times 10^{-3} M_\odot$  level at the 90% credible intervals, which is consistent with Fisher information estimates. The tidal deformabilities have broad uncertainty and are highly non-Gaussian, demonstrating the importance of full Bayesian inference for understanding how well tidal effects—and hence nuclear physics—can be constrained by 3G observatories.

*Overlapping signals.*—When multiple signals are present simultaneously, the log likelihood function is

$$\begin{aligned} \ln \mathcal{L} &\propto -\frac{1}{2} \left\langle d - \sum_{i=1}^n h_i, d - \sum_{j=1}^n h_j \right\rangle \\ &= \left\langle d, \sum_{i=1}^n h_i \right\rangle - \frac{1}{2} \sum_{ij} \langle h_i, h_j \rangle - \frac{1}{2} \mathcal{Z}_n, \end{aligned} \quad (11)$$

where the sums run over the independent gravitational-wave signals. The double sum  $\sum_{ij}$  runs over all pairs  $(i, j)$ . In the multiple-signal case, the ROQ likelihood and its scaling are

$$\begin{aligned} \ln \mathcal{L}_{\text{ROQ}} &= \sum_{i=1}^n L(\Theta_i) - \sum_{i=1}^n \frac{1}{2} Q(\theta_i) \\ &\quad + \sum_{\{j,k\}}^{n^2/2} R_{jk}(\Theta_j, \Theta_k, \Delta t^{jk}) - \frac{1}{2} \mathcal{Z}_n \\ &\sim \mathcal{O}\left(N \times n \times W + N^2 \times (n + n^2/2)\right), \end{aligned} \quad (12)$$

where  $L$  and  $Q$  are given by Eq. 7 and Eq. 8. The  $R_{jk}$  term sums over products of all pairs of waveforms  $\{j, k\}$ , with  $j > k$ , and is also a function of the relative time offset between two signals,  $\Delta t^{jk}$ . The function  $R_{jk}(\Theta_j, \Theta_k, \Delta t^{jk})$  is

$$\begin{aligned} \langle h(\Theta_j), h(\Theta_k) \rangle &\approx R_{jk}(\Theta_j, \Theta_k, \Delta t^{jk}) = \\ &\Re \sum_{K=1}^N \sum_{L=1}^N h^*(F_K; \Theta_j) h(F_L; \Theta_k) \Gamma_{KL}(\Delta t^{jk}), \end{aligned} \quad (13)$$

where the matrix  $\Gamma_{KL}(\Delta t^{jk})$  is a set of integration weights, given in Eq. 17 of the supplementary material. The overall speedup of the multiple-signal ROQ likelihood Eq. 12 with respect to non-ROQ likelihood (Eq. 11)

is

$$S \approx \frac{MnW + Mn^2/2}{NnW + Nn^2/2}, \text{ with } n > 1, \quad (14)$$

where we have kept terms at  $\mathcal{O}(W)$  and  $\mathcal{O}(n^2)$ . The  $N^2n^2$  scaling is potentially problematic if the number of in-band signals is large. However, most overlapping signals—roughly between 96% to 99.5%—are well separated in time so that they can be analysed separately [4]. This range is estimated using Tables I and IV of [4]. Thus, we only need to consider the speedup for the simultaneous analysis of a few in-band signals. In the event that it is necessary to analyze several nearby signals simultaneously, we empirically determine a similar speedup of  $\sim \mathcal{O}(\sim 10^4)$  compared to the calculation time without ROM. We show the speedup as a function of the number of in-band signals in Fig. 3 (supplementary material) for up to 10 in-band signals.

*Discussion.*—We demonstrate how reduced order models of gravitational-wave signals from binary neutron star mergers can be used to accelerate parameter estimation in the context of 3G observatories, thereby removing a computational hurdle. This work lays the groundwork for detailed studies of binary neutron star systems in the 3G era. Further, we have shown that the ROM/ROQ framework can be used to efficiently carry out inference on data containing multiple overlapping signals. Further avenues to pursue include the constructions of ROMs

of more sophisticated waveforms, e.g., with higher-order gravitational-wave modes, as these can be used to place significantly tighter constraints on parameter estimates [35]. Bayesian inference on very loud signals—SNR  $\sim \mathcal{O}(1000)$ —requires significantly more likelihood evaluations than in analyses on LIGO/Virgo signals. It is natural to presume that sampling-based methods for Bayesian inference will have to be significantly adapted and scaled up in order to efficiently analyze data in the 3G era. For instance, Hamiltonian Monte Carlo methods [36] (which exploit gradients of posterior densities) and machine learning techniques, e.g., [37–40] (which provide rapid approximations to reduced order models and posterior densities) may be promising avenues to explore.

*Acknowledgements.*— This work was supported through Australian Research Council (ARC) Centre of Excellence CE170100004. PL is a recipient of the Australian Research Council Future Fellowship FT160100112 and Discovery Project DP180103155. IM is a recipient of the Australian Research Council Future Fellowship FT190100574. ET is a recipient of the Australian Research Council Future Fellowship FT150100281. We greatly appreciate suggestions and comments from members of the LIGO/Virgo Collaboration and Cosmic Explorer Consortium. In particular, Leo Tsukada, Nathan Johnson-McDaniel, Philippe Landry, and Aidan Brooks. This manuscript has LIGO Document number P2100051.

- 
- [1] D. Reitze, R. X. Adhikari, S. Ballmer, B. Barish, L. Barsotti, G. Billingsley, D. A. Brown, Y. Chen, D. Coyne, R. Eisenstein, et al., *Cosmic explorer: The u.s. contribution to gravitational-wave astronomy beyond ligo* (2019), 1907.04833.
  - [2] M. Maggiore, C. V. D. Broeck, N. Bartolo, E. Belgacem, D. Bertacca, M. A. Bizouard, M. Branchesi, S. Clesse, S. Foffa, J. García-Bellido, et al., *Journal of Cosmology and Astroparticle Physics* **2020**, 050–050 (2020), ISSN 1475-7516, URL <http://dx.doi.org/10.1088/1475-7516/2020/03/050>.
  - [3] V. Baibhav, E. Berti, D. Gerosa, M. Mapelli, N. Giacobbo, Y. Bouffanais, and U. N. Di Carlo, *Physical Review D* **100** (2019), ISSN 2470-0029, URL <http://dx.doi.org/10.1103/PhysRevD.100.064060>.
  - [4] A. Samajdar, J. Janquart, C. van den Broeck, and T. Dietrich, In Prep. (2021), dCC/P2100030.
  - [5] S. Vitale and M. Evans, *Physical Review D* **95** (2017), ISSN 2470-0029, URL <http://dx.doi.org/10.1103/PhysRevD.95.064052>.
  - [6] R. X. Adhikari, P. Ajith, Y. Chen, J. A. Clark, V. Dergachev, N. V. Fotopoulos, S. E. Gossan, I. Mandel, M. Okounkova, V. Raymond, et al., *Classical and Quantum Gravity* **36**, 245010 (2019), ISSN 1361-6382, URL <http://dx.doi.org/10.1088/1361-6382/ab3cff>.
  - [7] J. Veitch, V. Raymond, B. Farr, W. Farr, P. Graff, S. Vitale, B. Aylott, K. Blackburn, N. Christensen, M. Coughlin, et al., *Physical Review D* **91** (2015), ISSN 1550-2368, URL <http://dx.doi.org/10.1103/PhysRevD.91.042003>.
  - [8] G. Ashton et al., *Astrophys. J. Suppl.* **241**, 27 (2019), 1811.02042.
  - [9] M. Vallisneri, *Physical Review D* **77** (2008), ISSN 1550-2368, URL <http://dx.doi.org/10.1103/PhysRevD.77.042001>.
  - [10] R. J. E. Smith, G. Ashton, A. Vajpeyi, and C. Talbot, *Monthly Notices of the Royal Astronomical Society* **498**, 4492–4502 (2020), ISSN 1365-2966, URL <http://dx.doi.org/10.1093/mnras/staa2483>.
  - [11] W. Zhao and L. Wen, *Physical Review D* **97** (2018), ISSN 2470-0029, URL <http://dx.doi.org/10.1103/PhysRevD.97.064031>.
  - [12] P. Canizares, S. E. Field, J. Gair, V. Raymond, R. Smith, and M. Tiglio, *Phys. Rev. Lett.* **114**, 071104 (2015), 1404.6284.
  - [13] R. Smith, S. E. Field, K. Blackburn, C.-J. Haster, M. Pürrer, V. Raymond, and P. Schmidt, *Phys. Rev. D* **94**, 44031 (2016).
  - [14] M. Pürrer, *Class. Quant. Grav.* **31**, 195010 (2014), 1402.4146.
  - [15] J. S. Speagle, *Monthly Notices of the Royal Astronomical Society* **493**, 3132–3158 (2020), ISSN 1365-2966, URL <http://dx.doi.org/10.1093/mnras/staa278>.
  - [16] L. Lindblom, B. J. Owen, and D. A. Brown, *Phys. Rev. D* **78**, 124020 (2008), URL <https://link.aps.org/doi/10.1103/PhysRevD.78.124020>.

- [17] B. P. Abbott et al., ArXiv e-prints (2017), 1710.05837.
- [18] B. J. Owen and B. S. Sathyaprakash, Phys. Rev. D **60**, 022002 (1999).
- [19] B. P. Abbott, R. Abbott, T. D. Abbott, S. Abraham, F. Acernese, K. Ackley, C. Adams, V. B. Adya, C. Affeldt, and et al., Living Reviews in Relativity **23** (2020), ISSN 1433-8351, URL <http://dx.doi.org/10.1007/s41114-020-00026-9>.
- [20] J. Veitch and A. Vecchio, Phys. Rev. D **81**, 062003 (2010), URL <https://link.aps.org/doi/10.1103/PhysRevD.81.062003>.
- [21] S. E. Field, C. R. Galley, J. S. Hesthaven, J. Kaye, and M. Tiglio, Phys. Rev. X **4**, 031006 (2014), URL <https://link.aps.org/doi/10.1103/PhysRevX.4.031006>.
- [22] H. Antil, D. Chen, and S. Field, Computing in Science & Engineering **20**, 10–25 (2018), ISSN 1558-366X, URL <http://dx.doi.org/10.1109/MCSE.2018.042781323>.
- [23] S. Morisaki and V. Raymond, Physical Review D **102** (2020), ISSN 2470-0029, URL <http://dx.doi.org/10.1103/PhysRevD.102.104020>.
- [24] T. Dietrich, S. Khan, R. Dudi, S. J. Kapadia, P. Kumar, A. Nagar, F. Ohme, F. Pannarale, A. Samajdar, S. Bernuzzi, et al., Phys. Rev. D **99**, 024029 (2019), URL <https://link.aps.org/doi/10.1103/PhysRevD.99.024029>.
- [25] T. Dietrich, S. Bernuzzi, and W. Tichy, Phys. Rev. D **96**, 121501 (2017), URL <https://link.aps.org/doi/10.1103/PhysRevD.96.121501>.
- [26] S. Borhanian (2020), 2010.15202.
- [27] E. Poisson and C. M. Will, Physical Review D **52**, 848–855 (1995), ISSN 0556-2821, URL <http://dx.doi.org/10.1103/PhysRevD.52.848>.
- [28] R. Abbott, T. D. Abbott, S. Abraham, F. Acernese, K. Ackley, C. Adams, R. X. Adhikari, V. B. Adya, C. Affeldt, M. Agathos, et al., The Astrophysical Journal **896**, L44 (2020), ISSN 2041-8213, URL <http://dx.doi.org/10.3847/2041-8213/ab960f>.
- [29] R. Essick, P. Landry, and D. E. Holz, Physical Review D **101** (2020), ISSN 2470-0029, URL <http://dx.doi.org/10.1103/PhysRevD.101.063007>.
- [30] Y. Lim and J. W. Holt, European Physical Journal A **55**, 209 (2019), 1902.05502.
- [31] F. Ohme, Classical and Quantum Gravity **29**, 124002 (2012), ISSN 1361-6382, URL <http://dx.doi.org/10.1088/0264-9381/29/12/124002>.
- [32] C. Pankow, K. Chatziioannou, E. A. Chase, T. B. Littenberg, M. Evans, J. McIver, N. J. Cornish, C.-J. Haster, J. Kanner, V. Raymond, et al., Physical Review D **98** (2018), ISSN 2470-0029, URL <http://dx.doi.org/10.1103/PhysRevD.98.084016>.
- [33] G. Ashton, M. Hübner, P. D. Lasky, C. Talbot, K. Ackley, S. Biscoveanu, Q. Chu, A. Divakarla, P. J. Easter, B. Goncharov, et al., The Astrophysical Journal Supplement Series **241**, 27 (2019), ISSN 1538-4365, URL <http://dx.doi.org/10.3847/1538-4365/ab06fc>.
- [34] I. M. Romero-Shaw, C. Talbot, S. Biscoveanu, V. D’Emilio, G. Ashton, C. P. L. Berry, S. Coughlin, S. Galaudage, C. Hoy, M. Hübner, et al., Monthly Notices of the Royal Astronomical Society **499**, 3295–3319 (2020), ISSN 1365-2966, URL <http://dx.doi.org/10.1093/mnras/staa2850>.
- [35] J. C. Bustillo, T. Dietrich, and P. D. Lasky, *Higher-order gravitational-wave modes will allow for percent-level measurements of hubble’s constant with single binary neutron star merger observations* (2020), 2006.11525.
- [36] M. Betancourt, *A conceptual introduction to hamiltonian monte carlo* (2018), 1701.02434.
- [37] H. Gabbard, C. Messenger, I. S. Heng, F. Tonolini, and R. Murray-Smith, *Bayesian parameter estimation using conditional variational autoencoders for gravitational-wave astronomy* (2020), 1909.06296.
- [38] H. Shen, E. A. Huerta, Z. Zhao, E. Jennings, and H. Sharma, *Deterministic and bayesian neural networks for low-latency gravitational wave parameter estimation of binary black hole mergers* (2019), 1903.01998.
- [39] A. J. K. Chua and M. Vallisneri, Phys. Rev. Lett. **124**, 041102 (2020), URL <https://link.aps.org/doi/10.1103/PhysRevLett.124.041102>.
- [40] A. J. K. Chua, C. R. Galley, and M. Vallisneri, Phys. Rev. Lett. **122**, 211101 (2019), URL <https://link.aps.org/doi/10.1103/PhysRevLett.122.211101>.
- [41] M. Barrault, Y. Maday, N. C. Nguyen, and A. T. Patera, Comptes Rendus Mathematique **339**, 667 (2004), ISSN 1631-073X, URL <http://www.sciencedirect.com/science/article/pii/S1631073X04004248>.

## I. SUPPLEMENTARY MATERIAL

### A. ROQ integration weights

The term  $\omega_J(t_c)$  in (Eq. 7) is a data-dependent integration weight, which depends only on the basis functions, data, noise power spectral density and coalescence time  $t_c$  [13]

$$\omega_J(t_c) = 4\Delta f \sum_{l=1}^M \frac{d^*(f_l)B_J(f_l)e^{-2\pi i f_l t_c}}{S_n(f_l)}. \quad (15)$$

Note that the above expression is similar to the noise-weighted inner product between the data and time-shifted basis, but the prodct differs in that we do not take only the real part. These data-dependent weights are a one-time, upfront calculation and can be efficiently computed using an inverse fast Fourier transform.

Similarly, the term  $\psi_{IJ}$  in (Eq. 8) is a data-dependent integration weight, which only depends on the basis and noise power spectral density [13]:

$$\psi_{IJ} = 4\Delta f \sum_{l=1}^M \frac{B_I^*(f_l)B_J(f_l)}{S_n(f_l)}. \quad (16)$$

The term  $\Gamma_{KL}(\Delta t^{jk})$  which appears in Eq. 12 and Eq. 13 is also a data-dependent integration weight, and depends on the basis, noise power spectral density and the relative time offset between two gravitational-wave signals  $\Delta t^{jk}$ . This weight appears in the “cross-term” in the likelihood function and is related to the correlation between two overlapping signals. It is given by

$$\Gamma_{KL}(\Delta t^{jk}) = 4\Delta f \sum_{l=1}^M \frac{B_K^*(f_l)B_L(f_l)e^{-2\pi i f_l \Delta t^{jk}}}{S_n(f_l)}. \quad (17)$$

### B. Summary of ROM building strategy

The ROMs (Eq. 4) are constructed from a “training set” of waveforms (Eq. 3) distributed on the signal’s *intrinsic* parameter space  $\theta$ . The ROMs are constructed in three steps:

- Step-(i) Construct a training set of gravitational waveforms.
- Step-(ii) find the basis  $\{B_i\}_{i=1}^N$  (4) using a greedy algorithm [22].
- Step-(iii) find the frequency nodes associated with the ROM  $\{\mathcal{F}_i^l\}_{i=1}^N$  using the empirical interpolation method [21, 41].

Unlike previous work which considered ROMs for aLIGO/Virgo networks, we in principle also have to consider the effects of the Earth’s rotation via the frequency-dependent detector response functions—see Eq. 3. Including these response functions means that the training space needs to cover the full set of sky locations and polarization angles which appear in Eq. 3. However, in practice find that we can simply ignore the effect of frequency-dependence of the response functions in the training set for the ROM. Despite this omission in the construction, the ROM is nevertheless accurate at describing the full signal (Eq. 3) which includes the effects of frequency-dependent detector response functions. This is convenient, but also unsurprising: the effect of the amplitude modulation due to the Earth’s rotation is a small perturbation on the gravitational-wave driven evolution of the signal’s amplitude amplitude.

For *Step(i)*, we find that in practice we only need to build a training set consisting of  $h_+$  and  $h_\times$ . We use the following strategy to construct effective training sets that sample the boundary and bulk of the parameter space. We split training space parameter samples into three categories: (i)  $\theta^{\text{boundary}}$  which are drawn from random values on the boundary of the space, (ii)  $\theta^{\text{grid}}$  which are drawn from random values on a uniform grid of 500 points in each parameter dimension, and (iii)  $\theta^{\text{bulk}}$  which are drawn from a uniform random distribution between the minimum and maximum parameter values. We find that equal numbers of each of ( $\theta^{\text{boundary}}$ ,  $\theta^{\text{grid}}$ ,  $\theta^{\text{bulk}}$ ) works well in practice. The training set is then simply an array

$$T^l = \left\{ \begin{array}{l} h_+(f; \theta_1), h_\times(f; \theta_1), \\ h_+(f; \theta_2), h_\times(f; \theta_2), \dots, \\ h_+(f; \theta_n), h_\times(f; \theta_n) \end{array} \right\},$$

where  $n$  is half the size of the training space. We use 4.3 million waveforms in the training set, which we find gives us an accurate basis without having to perform any additional refinement [13]. We adaptively down-sample the waveforms in the training set as in [13], and upsample the basis to a fixed  $\Delta f$  in postprocessing. In *Step(ii)*, the elements of the basis set  $\{B_i\}_{i=1}^N$  are simply judiciously chosen waveforms from the training set which are picked using a greedy algorithm as in [22]. This processes is highly parallelizable. Once the basis has been found, it is then “up-sampled”: re-computed at a fixed frequency resolution  $\Delta f$ . Up-sampling is a serial operation because it involves orthonormalizing the basis using the iterative and modified Gram-Schmidt algorithm [22]. The frequency nodes (*Step(iii)*) are found using the empirical interpolation method, which is also described and implemented in [22].



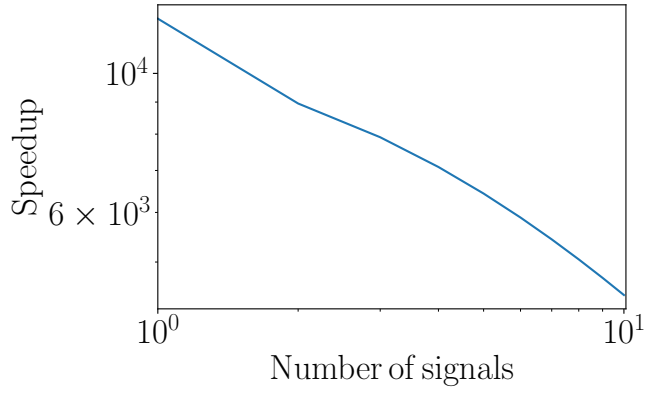


FIG. 3: ROQ-likelihood speedup (Eq. 12) for signals starting from 5Hz as a function of the number of overlapping in-band signals. The ROQ uses  $N = 522$  basis elements.

### C. The ROQ speedup for multiple signals

In Fig. 3 we show the empirically computed speedup (Eq. 14) as a function of the number of in-band signals. We time the ROQ likelihood function (Eq. 12) and compare it to the non-ROQ version (Eq. 11) using one node of a single 2.20GHz Intel Xeon E5-2660 CPU. The speedup is independent of the relative time offset between overlapping signals  $\Delta t^{ij}$