

PREPARED FOR SUBMISSION TO JHEP

Renormalization of the C2HDM with FeynMaster 2

Duarte Fontes,^a Jorge C. Romão^a

^a*Departamento de Física and CFTP, Instituto Superior Técnico, Universidade de Lisboa,
Avenida Rovisco Pais 1, 1049-001 Lisboa, Portugal*

E-mail: duartefontes@tecnico.ulisboa.pt,
jorge.romao@tecnico.ulisboa.pt

ABSTRACT: We present the one-loop electroweak renormalization of the CP-violating 2-Higgs-Doublet Model with softly broken \mathbb{Z}_2 symmetry (C2HDM). The existence of CP violation in the scalar sector of the model leads to a quite unique process of renormalization, since it requires the introduction of several non-physical parameters. The C2HDM will thus have more independent counterterms than independent renormalized parameters. As a consequence, different combinations of counterterms can be taken as independent for the same set of independent renormalized parameters. We compare the behaviour of selected combinations in specific NLO processes, which are assured to be gauge independent via a simple prescription. FEYNMASTER 2 is used to derive the Feynman rules, counterterms and one-loop processes in a simultaneously automatic and flexible way. This illustrates its use as an ideal tool to renormalize models such as the C2HDM and investigate them at NLO.

Contents

1	Introduction	1
2	The C2HDM	3
2.1	The potential	3
2.2	Scalar kinetic sector	8
2.3	Yukawa sector	9
2.4	Parameters	10
3	Going up to one-loop level	11
3.1	Expansion of the bare quantities	12
3.2	General <i>vs.</i> simple parameterization	14
4	Selection of the true vev	17
5	Counterterms	20
5.1	Calculation of counterterms	21
5.2	Gauge dependence	25
6	Results	26
6.1	Computational tools and simulation procedure	26
6.2	The influence of the different combinations	27
6.3	Decay widths	28
6.4	Numerical results	30
7	Conclusions	35
A	OSS and dependent masses	36
A.1	No mixing, independent mass	37
A.2	No mixing, dependent mass	38
A.3	Mixing, all masses independent	39
A.4	Mixing, one dependent mass	40
B	CP violation in fermionic 2-point functions	41
B.1	Complex mass	41
B.2	CP violation in 2-point functions	42
B.3	Fermionic counterterms and CP violation	43
B.4	CP violation in the OSS scheme	44
C	Symmetry relations	46
C.1	A simple example	47
C.2	The case of the C2HDM	48
C.3	Dependent and independent mixing parameters	50

D FeynMaster 2: an ideal tool for renormalizing the C2HDM	51
D.1 The new version	51
D.2 An ideal tool for renormalizing models	51
D.3 The C2HDM	52

1 Introduction

The discovery of a scalar particle at the Large Hadron Collider (LHC) in 2012 [1, 2] marked the beginning of the unveiling of the scalar sector of particle physics. Since then, several properties of the newfound particle have been ascertained and they are so far compatible with those of the Higgs boson predicted by the Standard Model (SM) [3–5]. But it is possible that such particle belongs to a theory with an extended scalar sector. Actually, since the SM is unable to explain open problems like dark matter or baryogenesis, New Physics beyond the SM (BSM) is expected. One of the most promising directions of BSM physics is precisely the possibility of extra scalars. In recent years, the LHC has been actively searching for extra Higgs bosons [6, 7], while plans for future colliders clearly aim at a better understanding of the scalar sector [8, 9]. Among the various classes of models with an extended scalar sector, the simplest one that can provide a new source of CP violation required by the three Sakharov criteria for baryogenesis [10] is the 2-Higgs-Doublet Model (2HDM) [11] (for reviews of the 2HDM, cf. refs. [12–14]).

One of the simplest versions of 2HDM with a CP-violating scalar sector is the so-called complex 2HDM (C2HDM). This model, characterized by a softly broken \mathbb{Z}_2 symmetry and complex parameters in the scalar potential, was originally discussed in ref. [15], having been later developed and used by many authors [16–33]. It describes a rich phenomenology, featuring five physical scalars: a charged Higgs pair and three neutral scalars which are in general a mixture of a CP-even and a CP-odd component. The model becomes especially relevant in face of the very recent suggestion [34] that the so-called “real 2HDM”—a widely known variant of 2HDM where CP conservation is enforced in the scalar sector—is theoretically inconsistent. It turns out that the C2HDM is the simplest consistent version of such variant which can account for CP violation.

In the last few months, the C2HDM has aroused particular interest; for example, a 2-loop renormalization group evolution of the model was discussed in ref. [35]; ref. [36] used the model to study phase transition dynamics and gravitational wave signals; ref. [37] investigated a basis-independent treatment of the model; studies on electric dipole moments (EDM) of the C2HDM have been put forward in refs. [38, 39]; ref. [40] discussed the impact of the discovery of a new scalar particle on the parameter space of the model; ref. [41] considered CP-violating gauge-scalar interactions; ref. [42] investigated Higgs alignment and signatures of CP violation in the context of the model; and ref. [43] derived constraints on the model from the phenomenology of light scalars.

However, precise predictions in the C2HDM have not yet been systematically considered. Precise predictions are the key to probe the SM and BSM models, since they are indispensable for a) a sound interpretation of the observed results, b) a correct determination of the parameter space of models and c) a proper distinction between different BSM models. Precise predictions require the inclusion of one-loop electroweak corrections, which in turn require the one-loop electroweak renormalization of the model.¹ The literature devoted to the renormalization of models with an extended Higgs sector is vast (for the SM, reviews can be found in refs. [44–48]); the “real 2HDM” has been subject to several studies [49–56]; the next-to-minimal 2HDM has been considered in ref. [57], and the scalar sector of a variant of the Minimal Supersymmetric extension of the SM with complex parameters (cMSSM) was explored for instance in refs. [58–69].

In this paper, we present the renormalization of the C2HDM. To our knowledge, it is the first time that the renormalization of a model with explicit CP violation in the scalar sector is put forward. This leads to a unique process of renormalization, as one is forced to introduce several parameters that can be rephased away in the context of the renormalized parameters, but must be considered anyway in order to assure the generation of all the necessary counterterms. As a consequence, there will be more independent counterterms than independent renormalized parameters. In particular, different combinations of counterterms can be taken as independent for the same set of independent renormalized parameters.

A crucial element in all of this is FEYNMASTER [70], a multi-tasking software for particle physics studies. Combining FEYNRULES [71, 72], QGRAF [73] and FEYNCALC [74–76], FEYNMASTER is able to perform the totality of the following list of tasks in a consistent, automatic and flexible way:

- a) generation and drawing of Feynman rules (for both tree-level interactions and counterterms);
- b) generation of amplitudes; c) generation and drawing of Feynman diagrams;
- d) loop calculations; e) algebraic calculations; f) renormalization.

A new version of the program—FEYNMASTER 2—was recently made publicly available at

<https://porthos.tecnico.ulisboa.pt/FeynMaster/>,

containing several improvements over the first version. FEYNMASTER 2 turns out to be an ideal tool for building and investigating models, and especially for renormalizing them. In this paper, we apply it to the renormalization of the C2HDM and illustrate the advantages of doing so.

The paper is organized as follows. In section 2, we describe the C2HDM in such a way that we aim at the one-loop renormalization of the model, presenting different combinations of independent parameters. Section 3 introduces the treatment of the theory when considered at up to one-loop level, clarifying how the theory can contain counterterms for quantities that do not show up in the set of renormalized quantities. Sections 4 and 5 proceed with

¹Hereafter, and unless stated otherwise, all references to renormalization mean the one-loop electroweak renormalization; higher order terms will always be neglected.

the aforementioned treatment: the former describes the selection of the true vacuum expectation value (vev), whereas the latter is devoted to the counterterms of the C2HDM. Finally, we present our results in section 6.

After the conclusions in section 7, some appendices are included. Appendix A provides a simple description of the on-shell subtraction scheme and investigates the scenarios where the mass of a particle is a dependent parameter. Appendix B is devoted to CP violation in fermionic 2-point functions and its influence on counterterms. Then, in appendix C, we show how counterterms can be fixed through symmetry relations. Finally, we dedicate appendix D to FEYNMASTER 2 and to its application to the C2HDM.

2 The C2HDM

The complete Lagrangian of the C2HDM can be written as a sum of the partial Lagrangians for the different sectors of the theory:

$$\mathcal{L}_{\text{C2HDM}} = \mathcal{L}_{\text{Gauge}} + \mathcal{L}_{\text{Fermion}} + \mathcal{L}_{\text{Higgs}} + \mathcal{L}_{\text{Yukawa}} + \mathcal{L}_{\text{GF}} + \mathcal{L}_{\text{Ghost}}. \quad (2.1)$$

The terms $\mathcal{L}_{\text{Gauge}}$ and $\mathcal{L}_{\text{Fermion}}$ are just those of the SM, while \mathcal{L}_{GF} and $\mathcal{L}_{\text{Ghost}}$ can be easily derived from the SM ones (cf. e.g. ref. [77]). Here, we study in detail the Higgs and the Yukawa partial Lagrangians. The former can be split into kinetic terms and potential,

$$\mathcal{L}_{\text{Higgs}} = \mathcal{L}_{\text{Higgs}}^{\text{kin}} - V. \quad (2.2)$$

We start by studying the potential V in section 2.1, then the scalar kinetic terms in section 2.2, and finally the Yukawa Lagrangian in section 2.3. We shall use a general parameterization, which implies that we will introduce several parameters that are absent in the usual tree-level description of the model (cf. e.g. ref. [31]).² As it will become clear, this is required in order to assure the one-loop renormalization of the theory.

2.1 The potential

Assuming a softly broken \mathbb{Z}_2 symmetry, under which $\Phi_1 \rightarrow \Phi_1$, $\Phi_2 \rightarrow -\Phi_2$, the potential can be written as [31]

$$\begin{aligned} V = & m_{11}^2 |\Phi_1|^2 + m_{22}^2 |\Phi_2|^2 - \left(m_{12}^2 \Phi_1^\dagger \Phi_2 + \text{h.c.} \right) + \frac{\lambda_1}{2} (\Phi_1^\dagger \Phi_1)^2 + \frac{\lambda_2}{2} (\Phi_2^\dagger \Phi_2)^2 \\ & + \lambda_3 (\Phi_1^\dagger \Phi_1) (\Phi_2^\dagger \Phi_2) + \lambda_4 (\Phi_1^\dagger \Phi_2) (\Phi_2^\dagger \Phi_1) + \left[\frac{\lambda_5}{2} (\Phi_1^\dagger \Phi_2)^2 + \text{h.c.} \right]. \end{aligned} \quad (2.3)$$

The hermiticity of the Lagrangian obliges all parameters to be real except m_{12}^2 and λ_5 , which are in general complex. In what follows, we define:

$$m_{12\text{R}}^2 \equiv \text{Re}(m_{12}^2), \quad m_{12\text{I}}^2 \equiv \text{Im}(m_{12}^2), \quad \lambda_{5\text{R}} \equiv \text{Re}(\lambda_5), \quad \lambda_{5\text{I}} \equiv \text{Im}(\lambda_5). \quad (2.4)$$

²By the usual tree-level description, we mean the tree-level description that does not aim at the one-loop renormalization.

After spontaneous symmetry breaking (SSB), each of the Higgs doublets acquires a vev. These are in general complex, and in general relatively complex when compared to the scalar fields. We thus parameterize the Higgs doublets as:

$$\Phi_1 = \begin{pmatrix} \phi_1^+ \\ \frac{1}{\sqrt{2}}(v_1 e^{i\zeta_1} + \rho_1 + i\eta_1) \end{pmatrix}, \quad \Phi_2 = \begin{pmatrix} \phi_2^+ \\ \frac{1}{\sqrt{2}}(v_2 e^{i\zeta_2} + \rho_2 + i\eta_2) \end{pmatrix}, \quad (2.5)$$

where v_i are real parameters, ζ_i (real) phases, ϕ_i^+ complex fields, and ρ_i and η_i real fields ($i = 1, 2$). The writing of the vevs with modulus and phase allows us to define the real parameters v and β such that

$$v^2 \equiv v_1^2 + v_2^2, \quad \tan(\beta) \equiv \frac{v_2}{v_1}, \quad v_1 = v c_\beta, \quad v_2 = v s_\beta, \quad (2.6)$$

with $c_\beta = \cos \beta$, $s_\beta = \sin \beta$.

2.1.1 Neutral linear terms: minimum equations

One must start by assuring that the true minimum of the theory at tree-level is selected. This corresponds to the requirement that no tree-level tadpoles t_i for the neutral scalar fields $\phi_{n,i}$ exist, i.e. that the terms of the potential which are linear in the neutral scalar fields vanish.³ Hence,

$$t_i \equiv \left\langle \frac{\partial V}{\partial \phi_{n,i}} \right\rangle = 0. \quad (2.7)$$

This leads to three conditions, the so-called minimum equations:

$$m_{11}^2 = \frac{1}{4} \left[(-\lambda_1 + \lambda_{345}) v^2 \cos(2\beta) + 4 m_{12R}^2 \tan(\beta) \sec(\zeta_1 - \zeta_2) - v^2 (\lambda_1 + \lambda_{345} + 2 \lambda_{5I} \sin(\beta)^2 \tan(\zeta_1 - \zeta_2)) \right], \quad (2.8a)$$

$$m_{22}^2 = \frac{1}{4} \left[(\lambda_2 - \lambda_{345}) v^2 \cos(2\beta) + 4 m_{12R}^2 \cot(\beta) \sec(\zeta_1 - \zeta_2) - v^2 (\lambda_2 + \lambda_{345} + 2 \lambda_{5I} \cos(\beta)^2 \tan(\zeta_1 - \zeta_2)) \right], \quad (2.8b)$$

$$m_{12I}^2 = m_{12R}^2 \tan(\zeta_1 - \zeta_2) + \frac{1}{4} \left[v^2 \sec(\zeta_1 - \zeta_2) \sin(2\beta) (\lambda_{5I} \cos(2(\zeta_1 - \zeta_2)) - \lambda_{5R} \sin(2(\zeta_1 - \zeta_2))) \right], \quad (2.8c)$$

where we define $\lambda_{345} \equiv \lambda_3 + \lambda_4 + \lambda_{5R}$.

2.1.2 Charged bilinear terms

The mass matrix of the charged scalars, defined by

$$(\mathcal{M}_c^2)_{ij} = \left\langle \frac{\partial^2 V}{\partial \phi_{c,i}^* \partial \phi_{c,j}} \right\rangle, \quad (2.9)$$

³The tadpoles for the charged fields $\phi_{c,i}$ are trivially zero, due to the parameterization of eq. 2.5 (whose validity is proved throughout the paper).

is hermitian, so that one needs in general a unitary matrix to diagonalize it. We then define the unitary matrix X such that:⁴

$$S_c = X \phi_c \quad \Leftrightarrow \quad \begin{pmatrix} G^+ \\ H^+ \end{pmatrix} = \begin{pmatrix} e^{i(-\zeta_a - \zeta_b)} \cos \chi & -e^{i(-\zeta_a + \zeta_b)} \sin \chi \\ e^{i(\zeta_a - \zeta_b)} \sin \chi & e^{i(\zeta_a + \zeta_b)} \cos \chi \end{pmatrix} \begin{pmatrix} \phi_1^+ \\ \phi_2^+ \end{pmatrix}, \quad (2.10)$$

where ζ_a and ζ_b are (real) phases, χ a (real) angle, and the fields S_c (with $S_c = (G^+ \ H^+)^T$) are the charged states in the mass basis, with G^+ corresponding to the (massless) charged would-be Goldstone boson. By definition, X is such that:

$$X \mathcal{M}_c^2 X^\dagger = \mathcal{D}_c^2 \equiv \text{diag}(0, m_{H^+}^2), \quad (2.11)$$

which in turn implies

$$\mathcal{M}_c^2 = X^\dagger \mathcal{D}_c^2 X. \quad (2.12)$$

It turns out that there are two non-trivial relations between the elements of \mathcal{M}_c^2 , namely,

$$\frac{(\mathcal{M}_c^2)_{11}}{(\mathcal{M}_c^2)_{22}} = \tan(\beta)^2, \quad \frac{(\mathcal{M}_c^2)_{11}}{(\mathcal{M}_c^2)_{12}} = -\tan(\beta) e^{i(\zeta_2 - \zeta_1)}, \quad (2.13)$$

which must also be verified for the right-hand side of eq. 2.12, thus leading to two identities:

$$\chi = -\beta, \quad \zeta_b = \frac{\zeta_1 - \zeta_2}{2}. \quad (2.14)$$

2.1.3 Neutral bilinear terms

The mass matrix of the neutral scalars, defined by

$$(\mathcal{M}_n^2)_{ij} = \left\langle \frac{\partial^2 V}{\partial \phi_{n,i} \partial \phi_{n,j}} \right\rangle, \quad (2.15)$$

is symmetric, which means that one needs an orthogonal matrix to diagonalize it. Hence, we define the orthogonal matrix Q such that:

$$S_n = Q \phi_n \quad \Leftrightarrow \quad \begin{pmatrix} h_1 \\ h_2 \\ h_3 \\ G_0 \end{pmatrix} = Q \begin{pmatrix} \rho_1 \\ \rho_2 \\ \eta_1 \\ \eta_2 \end{pmatrix}, \quad (2.16)$$

where S_n (with $S_n = (h_1 \ h_2 \ h_3 \ G_0)^T$) are the neutral states in the mass basis, with G^0 corresponding to the (massless) neutral would-be Goldstone boson. Concerning Q , since it is a 4×4 orthogonal matrix, one in general needs 6 angles to parameterize it, which we take to be $\alpha_0, \alpha_1, \alpha_2, \alpha_3, \alpha_4, \alpha_5$, such that:

$$Q = Q_5 Q_4 Q_3 Q_2 Q_1 Q_0, \quad (2.17)$$

⁴The most general parameterization of X includes an overall phase, which we ignore (in doing so, we force $\det X$ to be 1). It can be shown that such phase is not necessary; for details, cf. appendix C.

with

$$\begin{aligned}
Q_5 &= \begin{pmatrix} 1 & 0 & 0 & 0 \\ 0 & c_5 & 0 & s_5 \\ 0 & 0 & 1 & 0 \\ 0 & -s_5 & 0 & c_5 \end{pmatrix}, \quad Q_4 = \begin{pmatrix} c_4 & 0 & 0 & s_4 \\ 0 & 1 & 0 & 0 \\ 0 & 0 & 1 & 0 \\ -s_4 & 0 & 0 & c_4 \end{pmatrix}, \quad Q_3 = \begin{pmatrix} 1 & 0 & 0 & 0 \\ 0 & c_3 & s_3 & 0 \\ 0 & -s_3 & c_3 & 0 \\ 0 & 0 & 0 & 1 \end{pmatrix}, \\
Q_2 &= \begin{pmatrix} c_2 & 0 & s_2 & 0 \\ 0 & 1 & 0 & 0 \\ -s_2 & 0 & c_2 & 0 \\ 0 & 0 & 0 & 1 \end{pmatrix}, \quad Q_1 = \begin{pmatrix} c_1 & s_1 & 0 & 0 \\ -s_1 & c_1 & 0 & 0 \\ 0 & 0 & 1 & 0 \\ 0 & 0 & 0 & 1 \end{pmatrix}, \quad Q_0 = \begin{pmatrix} 1 & 0 & 0 & 0 \\ 0 & 1 & 0 & 0 \\ 0 & 0 & -s_0 & c_0 \\ 0 & 0 & c_0 & s_0 \end{pmatrix}, \quad (2.18)
\end{aligned}$$

with $s_i = \sin \alpha_i$, $c_i = \cos \alpha_i$ ($i = \{0, 1, 2, 3, 4, 5\}$). By definition, Q is such that:

$$Q \mathcal{M}_n^2 Q^T = \mathcal{D}_n^2 \equiv \text{diag}(m_1^2, m_2^2, m_3^2, 0), \quad (2.19)$$

where m_i represents the mass of h_i , such that $m_1 < m_2 < m_3$. In order to find relations in this case, it is convenient to rewrite the doublets as:

$$\Phi_1 = e^{i\zeta_1} \begin{pmatrix} \phi_1^{+'} \\ \frac{1}{\sqrt{2}}(v_1 + \rho'_1 + i\eta'_1) \end{pmatrix}, \quad \Phi_2 = e^{i\zeta_2} \begin{pmatrix} \phi_2^{+'} \\ \frac{1}{\sqrt{2}}(v_2 + \rho'_2 + i\eta'_2) \end{pmatrix}, \quad (2.20)$$

where the neutral fields with primes are related to the original ones (in eq. 2.5) via:

$$\phi_n = Z \phi'_n \Leftrightarrow \begin{pmatrix} \rho_1 \\ \rho_2 \\ \eta_1 \\ \eta_2 \end{pmatrix} = \begin{pmatrix} c_{\zeta_1} & 0 & -s_{\zeta_1} & 0 \\ 0 & c_{\zeta_2} & 0 & -s_{\zeta_2} \\ s_{\zeta_1} & 0 & c_{\zeta_1} & 0 \\ 0 & s_{\zeta_2} & 0 & c_{\zeta_2} \end{pmatrix} \begin{pmatrix} \rho'_1 \\ \rho'_2 \\ \eta'_1 \\ \eta'_2 \end{pmatrix}. \quad (2.21)$$

Then,

$$(\mathcal{M}_n^2)_{ij} = \left\langle \frac{\partial^2 V}{\partial \phi_{n,i} \partial \phi_{n,j}} \right\rangle = (\mathcal{M}_n^{2'})_{kl} \frac{\partial \phi'_{n,k}}{\phi_{n,i}} \frac{\partial \phi'_{n,l}}{\phi_{n,j}} = (\mathcal{M}_n^{2'})_{kl} Z_{ki}^T Z_{lj}^T = (Z \mathcal{M}_n^{2'} Z^T)_{ij}, \quad (2.22)$$

where we defined:

$$(\mathcal{M}_n^{2'})_{ij} = \left\langle \frac{\partial^2 V}{\partial \phi'_{n,i} \partial \phi'_{n,j}} \right\rangle. \quad (2.23)$$

There are simple relations between the elements of $\mathcal{M}_n^{2'}$:

$$\begin{pmatrix} \frac{(\mathcal{M}_n^{2'})_{13}}{(\mathcal{M}_n^{2'})_{23}} & \frac{(\mathcal{M}_n^{2'})_{14}}{(\mathcal{M}_n^{2'})_{23}} & \frac{(\mathcal{M}_n^{2'})_{23}}{(\mathcal{M}_n^{2'})_{24}} \\ \frac{(\mathcal{M}_n^{2'})_{13}}{(\mathcal{M}_n^{2'})_{14}} & \frac{(\mathcal{M}_n^{2'})_{13}}{(\mathcal{M}_n^{2'})_{24}} & \frac{(\mathcal{M}_n^{2'})_{14}}{(\mathcal{M}_n^{2'})_{24}} \\ \frac{(\mathcal{M}_n^{2'})_{33}}{(\mathcal{M}_n^{2'})_{34}} & \frac{(\mathcal{M}_n^{2'})_{33}}{(\mathcal{M}_n^{2'})_{44}} & \frac{(\mathcal{M}_n^{2'})_{34}}{(\mathcal{M}_n^{2'})_{44}} \end{pmatrix} = \begin{pmatrix} \tan(\beta) & -1 & -\tan(\beta) \\ -\tan(\beta) & -\tan^2(\beta) & \tan(\beta) \\ -\tan(\beta) & \tan^2(\beta) & -\tan(\beta) \end{pmatrix}. \quad (2.24)$$

On the other hand, eqs. 2.19 and 2.22 imply:

$$\mathcal{M}_n^{2'} = (QZ)^T \mathcal{D}_n^2 QZ, \quad (2.25)$$

which means that the elements of the right-hand side of this equation must obey the same nine relations of eq. 2.24. We thus have nine relations, involving in general the parameters:

$$\alpha_0, \alpha_1, \alpha_2, \alpha_3, \alpha_4, \alpha_5, \zeta_1, \zeta_2, \beta, m_1^2, m_2^2, m_3^2. \quad (2.26)$$

It turns out that only four relations are independent, which means that one can only fix four of the parameters of eq. 2.26. Obviously, there are many choices (or combinations) for the possible set of dependent parameters. In this work, we consider the combinations C_i ($i = 1, 2, 3, 4$) described in table 1. Some notes are in order here.

Combination	Dependent parameters
C_1	$m_3^2, \zeta_1, \alpha_0, \alpha_4$
C_2	$m_3^2, \zeta_1, \alpha_0, \alpha_5$
C_3	$m_3^2, \zeta_1, \alpha_4, \alpha_5$
C_4	$m_3^2, \alpha_0, \alpha_4, \alpha_5$

Table 1: The dependent parameters associated to the different combinations C_i .

First, m_3^2 is chosen as a dependent parameter in all combinations; this is not accidental, and can be justified as follows. When considering the model up to one-loop level, we shall find that there can be a clear relation between the renormalized parameters, on the one hand, and the parameters of the usual tree-level description, on the other. For the latter, we use ref. [31] as a guiding reference; as it turns out, m_3^2 is taken as a dependent parameter in that reference. Hence, in order for this parameter to show up as dependent in the renormalized parameters of the model considered up to one-loop level, it must necessarily be taken as dependent at tree-level.

This also allows to explain the four combinations chosen in Table 1. Indeed, if we wish to obtain the aforementioned clear relation, the parameters taken as independent in ref. [31] must also be taken as independent here; in particular, $\alpha_1, \alpha_2, \alpha_3, \beta, m_1^2, m_2^2$ must always be taken as independent. As a consequence, besides m_3^2 (which is always dependent), the only parameters available to be dependent are $\alpha_0, \alpha_4, \alpha_5, \zeta_1$ and ζ_2 . We decide to take ζ_2 as independent, which we will justify below. Therefore, since there are only four dependence relations, there are only four possible combinations of dependent counterterms—precisely those of Table 1.

Finally, the system of equations at stake is non-linear, and a rather complex one. We shall only solve it when we consider the model up to one-loop level.⁵ For now, the dependent parameters must be understood simply as functions of the independent parameters.

⁵By then, the parameters involved in the system of equations are identified as bare parameters, and are split in renormalized parameters and counterterms (cf. section 3). The equations are then solved separately for the former and the latter.

2.1.4 Combined sectors

We have already derived some dependence conditions that resulted from relations we found within the squared mass matrices. Specifically, we found relations between the elements of \mathcal{M}_c^2 , as well as relations between the elements of $\mathcal{M}_n^{2'}$. The former lead to the two conditions in eq. 2.14, whereas the latter to the dependence relations implied in table 1.

But there are still relations we have not yet used, which come from two equalities: that of eq. 2.12 and that of eq. 2.25. These lead to six independent relations, that we may use to rewrite the six λ_i ($i = 1, 2, 3, 4, 5R, 5I$) in terms of other parameters.⁶

2.2 Scalar kinetic sector

We now consider the first term of the right-hand side of eq. 2.2,

$$\mathcal{L}_{\text{scalar}}^{\text{kin}} = (D_\mu \Phi_1)^\dagger (D_\mu \Phi_1) + (D_\mu \Phi_2)^\dagger (D_\mu \Phi_2), \quad (2.27)$$

where the covariant derivative is defined by

$$D_\mu = \partial_\mu + ig_2 \frac{\tau_a}{2} W_\mu^a + ig_1 Y B_\mu. \quad (2.28)$$

Here, g_1 and g_2 are the gauge couplings of the U(1) and SU(2) gauge groups, respectively, with B_μ and W_μ^a ($a = 1, 2, 3$) being the corresponding gauge fields, and Y and τ_a the corresponding group generators, respectively (we are following the conventions of ref. [77] with all η 's positive).⁷ After SSB, the physical gauge fields W_μ^\pm , A_μ and Z_μ are obtained from the original fields through the relations:

$$W_\mu^\pm = \frac{W_\mu^1 \mp iW_\mu^2}{\sqrt{2}}, \quad \begin{pmatrix} A_\mu \\ Z_\mu \end{pmatrix} = \begin{pmatrix} c_w & s_w \\ -s_w & c_w \end{pmatrix} \begin{pmatrix} B_\mu \\ W_\mu^3 \end{pmatrix}, \quad (2.29)$$

with $s_w = \sin \theta_w$, $c_w = \cos \theta_w$, where θ_w is the weak mixing parameter, which is such that:

$$c_w = \frac{g_2}{\sqrt{g_1^2 + g_2^2}}. \quad (2.30)$$

Expanding the bilinear terms in the gauge fields in eq. 2.27, one easily finds that the photon A_μ is massless, whereas the squared masses of the W_μ^\pm and Z_μ bosons are, respectively,

$$m_W^2 = \frac{1}{4} g_2^2 v^2, \quad m_Z^2 = \frac{1}{4} (g_1^2 + g_2^2) v^2. \quad (2.31)$$

Finally, defining the electric charge as

$$e = \frac{g_1 g_2}{\sqrt{g_1^2 + g_2^2}}, \quad (2.32)$$

we can take v , g_1 and g_2 as dependent parameters, which are then written as:⁸

$$v = \frac{2 m_W s_w}{e}, \quad g_1 = \frac{e}{c_w}, \quad g_2 = \frac{e}{s_w}. \quad (2.33)$$

⁶These expressions, though, are too long to be written here, but we have checked that they coincide with those of ref. [26] in the appropriate limit.

⁷However, we use g_1 and g_2 instead of g' and g , respectively.

⁸The weak mixing parameter will be a dependent parameter itself, through the relation $c_w = m_W/m_Z$ (which follows from eqs. 2.30 and 2.31), since m_W and m_Z will be taken as independent.

2.3 Yukawa sector

The Yukawa Lagrangian in general leads to flavour-changing neutral currents at tree-level. A simple way to avoid this is to assure that each right-handed fermionic singlet couples to only one Higgs doublet. This in turn can be accomplished if the \mathbb{Z}_2 symmetry is extended to the fermion fields, such that:

$$\begin{aligned}\bar{q}_L &\rightarrow (-1)^a \bar{q}_L, & \bar{n}_R &\rightarrow (-1)^b \bar{n}_R, & p_R &\rightarrow (-1)^c p_R, \\ \bar{L}_L &\rightarrow (-1)^d \bar{L}_L, & l_R &\rightarrow (-1)^e l_R.\end{aligned}\quad (2.34)$$

Here, a, b, c, d, e are general powers, $q_L = (p_L n_L)^T$ and $L_L = (\nu_L l_L)^T$ are the quark and lepton left-handed SU(2) doublets, respectively, and p_R , n_R and l_R are the up-type quark, down-type quark and lepton right-handed singlets, respectively. There are four different combinations of the powers a to e , each combination corresponding to a different type of C2HDM, as can be seen in Table 2. In this article, we restrict ourselves to the Type II

Type of C2HDM	a	b	c	d	e
Type I	0	1	1	0	1
Type II	0	0	1	0	0
Lepton-specific	0	1	1	0	0
Flipped	0	0	1	0	1

Table 2: The powers a, b, c, d, e of eq. 2.34 for each type of C2HDM.

model. To write the Yukawa Lagrangian, it is convenient to parameterize the Higgs doublets according to:

$$\Phi_i = \begin{pmatrix} \phi_i^+ \\ \phi_i^0 \end{pmatrix}, \quad \Phi_i^* = \begin{pmatrix} \phi_i^- \\ \phi_i^{0*} \end{pmatrix}, \quad (2.35)$$

in which case we have, in the Type II C2HDM:

$$-\mathcal{L}_{\text{Yukawa}} = (\bar{p}_L \bar{n}_L) Y_d \begin{pmatrix} \phi_1^+ \\ \phi_1^0 \end{pmatrix} n_R + (\bar{p}_L \bar{n}_L) Y_u \begin{pmatrix} \phi_2^{0*} \\ -\phi_2^- \end{pmatrix} p_R + (\bar{\nu}_L \bar{l}_L) Y_l \begin{pmatrix} \phi_1^+ \\ \phi_1^0 \end{pmatrix} l_R + \text{h.c.}, \quad (2.36)$$

where Y_d , Y_u and Y_l are the Yukawa matrices for the down-type quarks, up-type quarks and leptons, respectively.⁹ We can, however, rewrite this equation in a more meaningful way. We start by noting that the quarks are rotated to the mass basis through unitary transformations

$$\bar{p}_L = \bar{u}_L U_{u_L}^\dagger, \quad \bar{n}_L = \bar{d}_L U_{d_L}^\dagger, \quad p_R = U_{u_R} u_R, \quad n_R = U_{d_R} d_R, \quad (2.37)$$

in such a way that the interaction with the vevs of the Higgs doublets generates the mass terms, that is,

$$-\mathcal{L}_{\text{Yukawa}}^{\text{mass}} = \bar{d}_L U_{d_L}^\dagger Y_d U_{d_R} d_R \langle \phi_1^0 \rangle + \bar{u}_L U_{u_L}^\dagger Y_u U_{u_R} u_R \langle \phi_2^{0*} \rangle + \bar{l}_L Y_l l_R \langle \phi_1^0 \rangle + \text{h.c.} \quad (2.38)$$

⁹In this equation, the SU(2) product is shown explicitly, but the sum over fermion generations is left implicit by the matrix notation. Had we written it explicitly, the quantities $\bar{p}_L, \bar{n}_L, Y_d, n_R$ in the first term on the right-hand side of eq. 2.36, for example, would have been $\bar{p}_{L_i}, \bar{n}_{L_i}, Y_d^{ij}, n_{R_j}$, respectively.

On the other hand, the mass terms must also obey:

$$-\mathcal{L}_{\text{Yukawa}}^{\text{mass}} = \bar{d}_L M_d d_R + \bar{u}_L M_u u_R + \bar{l}_L M_l l_R + \text{h.c.}, \quad (2.39)$$

with $M_d = \text{diag}(m_d, m_s, m_b)$, $M_u = \text{diag}(m_u, m_c, m_t)$, $M_l = \text{diag}(m_e, m_\mu, m_\tau)$. Then, noting that

$$\langle \phi_1^0 \rangle = \frac{v}{\sqrt{2}} c_\beta e^{i\zeta_1}, \quad \langle \phi_2^{0*} \rangle = \frac{v}{\sqrt{2}} s_\beta e^{-i\zeta_2}, \quad (2.40)$$

we find:¹⁰

$$Y_d = \frac{\sqrt{2}}{v c_\beta e^{i\zeta_1}} U_{d_L} M_d U_{d_R}^\dagger, \quad Y_u = \frac{\sqrt{2}}{v s_\beta e^{-i\zeta_2}} U_{u_L} M_u U_{u_R}^\dagger, \quad Y_l = \frac{\sqrt{2}}{v c_\beta e^{i\zeta_1}} M_l, \quad (2.41)$$

which allows us to write eq. 2.36 as

$$\begin{aligned} -\mathcal{L}_{\text{Yukawa}} = & \frac{\sqrt{2}}{v} \left[\frac{1}{c_\beta e^{i\zeta_1}} \left(\bar{u}_L V \bar{d}_L \right) M_d \begin{pmatrix} \phi_1^+ \\ \phi_1^0 \end{pmatrix} d_R + \frac{1}{s_\beta e^{-i\zeta_2}} \left(\bar{u}_L \bar{d}_L V^\dagger \right) M_u \begin{pmatrix} \phi_2^{0*} \\ -\phi_2^- \end{pmatrix} u_R \right. \\ & \left. + \frac{1}{c_\beta e^{i\zeta_1}} \left(\bar{\nu}_L \bar{l}_L \right) M_l \begin{pmatrix} \phi_1^+ \\ \phi_1^0 \end{pmatrix} l_R \right] + \text{h.c.}, \end{aligned} \quad (2.42)$$

where $V = U_{u_L}^\dagger U_{d_L}$ is the Cabibbo–Kobayashi–Maskawa (CKM) matrix.

Finally, note that the fermion masses m_f are in general complex parameters, since the Yukawa matrices are general complex matrices.¹¹ Usually, one performs a chiral rotation (that is, a rotation of the Weyl spinors) in order to render the masses real.¹² But the circumstance that the masses are in general complex means that, when the theory is considered up to one-loop level, the counterterms for the masses will also be in general complex. And although this is an irrelevant detail in most models, it becomes most relevant whenever there is CP violation in fermionic 2-point functions, as in the present model at one-loop level. We discuss in detail complex mass counterterms—as well as their relation with CP violation in fermionic 2-point functions—in appendix B. For now, we assume m_f to be in general complex.

2.4 Parameters

The relations introduced in the previous sections allow us to replace the original sets of parameters in the Yukawa and Higgs sectors, respectively given by

$$\{p_{\text{ori}}^Y\} = \{Y_d, Y_u, Y_l\}, \quad (2.43a)$$

$$\{p_{\text{ori}}^H\} = \{g_1, g_2, m_{11}^2, m_{22}^2, m_{12R}^2, m_{12I}^2, \lambda_1, \lambda_2, \lambda_3, \lambda_4, \lambda_{5R}, \lambda_{5I}\}, \quad (2.43b)$$

by new sets of parameters:

$$\{p_{\text{new}}^Y\} = \{m_f, V\}, \quad (2.44a)$$

¹⁰We assume there are no right-handed neutrinos, which implies we can take Y_l to be diagonal without loss of generality.

¹¹ f represents the physical down-type quarks, up-type quarks and leptons, whose masses are respectively contained in M_d , M_u and M_l .

¹²Cf. e.g. section 29.3.2 of ref. [78].

$$\begin{aligned}
\{p_{C_1}^H\} & \alpha_5\}, \\
\{p_{C_2}^H\} & = \{e, m_W, m_Z, \alpha_1, \alpha_2, \alpha_3, \beta, m_1, m_2, m_{H^+}, \mu^2, \zeta_2, \zeta_a, \alpha_4\}, \\
\{p_{C_3}^H\} & \alpha_0\}, \\
\{p_{C_4}^H\} & \zeta_1\},
\end{aligned} \tag{2.44b}$$

where we define:

$$\mu^2 \equiv \frac{m_{12R}^2}{c_\beta s_\beta}. \tag{2.45}$$

We thus see that, in the Higgs sector, there are four possibilities, $\{p_{C_i}^H\}$ ($i = 1, 2, 3, 4$), respectively associated to the combinations C_i introduced in section 2.1.3. For a given C_i , the parameters in the new total set (including parameters from the Yukawa and Higgs sectors) are all independent, and are more convenient than the ones in eqs. 2.43. One can then express the first four terms of the right-hand side of eq. 2.1 in terms of the parameters of eqs. 2.44.

3 Going up to one-loop level

So far, we have been discussing the theory at tree-level, i.e. in lowest order (LO) in perturbation theory. When we include the next order—that is, when we consider the theory up to one-loop level, or at the next-to-leading order (NLO)—, we must start by modifying the notation.¹³ The theory we have been considering, indeed, is to be identified with a *bare* theory, and the parameters and fields therein contained as *bare* parameters and fields. Moreover, we make sure to select the true vev of the theory up to one-loop level; such selection is discussed in section 4.

The bare parameters and fields are identified with an index “(0)” and they can *renormalized*. To do so, one starts by splitting them into renormalized quantities and their corresponding counterterms; for example, for a generic bare parameter $p_{(0)}$ and a generic bare field $\psi_{(0)}$,

$$p_{(0)} = p + \delta p, \quad \psi_{(0)} = \psi + \frac{1}{2} \delta Z_\psi \psi. \tag{3.1}$$

Here, p represents the renormalized parameter and δp the corresponding counterterm, and ψ the renormalized field and δZ_ψ the corresponding counterterm.¹⁴ The renormalization is

¹³The notion ‘NLO’ does not refer to one-loop level only, but to both tree-level and one-loop level. For the sake of clarity, we will often use the notion ‘up to one-loop’ instead. Both notions are equivalent and shall be used indifferently in what follows. What we identify here as up-to-one-loop theory is then part (namely, the part which includes the tree-level and one-loop level) of what is usually identified as the effective theory (cf. e.g. ref. [47]).

¹⁴The renormalized quantities in the context of the theory up to one-loop level (which have no index whatsoever) should not be confused with the bare quantities in the context of the theory at tree-level (which, in that context, did not have the index “(0)”). Note also that δp is dubbed counterterm for the parameter (or parameter counterterm) and δZ_ψ is dubbed counterterm for the field (or field counterterm).

completed by the calculation of the counterterms, which is performed in section 5.¹⁵

Now, in order to assure that all S -matrix elements are ultraviolet (UV) finite, one *must* renormalize the independent parameters. The first step is choosing an independent set of parameters.¹⁶ As independent set of parameters, besides those of eq. 2.44a we will consider the four possibilities of independent sets of eq. 2.44b. All these parameters are taken as bare parameters in the context of the up-to-one-loop theory, and thus read:

$$\{p_{\text{new}(0)}^Y\} = \{m_{f(0)}, V_{(0)}\}, \quad (3.2a)$$

$$\begin{aligned} \{p_{C_1(0)}^H\} & \alpha_{5(0)}, \\ \{p_{C_2(0)}^H\} & = \{e_{(0)}, m_{W(0)}, m_{Z(0)}, \alpha_{1(0)}, \alpha_{2(0)}, \alpha_{3(0)}, \beta_{(0)}, m_{1(0)}, m_{2(0)}, m_{H^+(0)}, \mu_{(0)}^2, \zeta_{2(0)}, \zeta_a(0), \\ \{p_{C_3(0)}^H\} & \alpha_{0(0)}, \\ \{p_{C_4(0)}^H\} & \zeta_{1(0)}. \end{aligned} \quad (3.2b)$$

Afterwards, and as suggested above, these bare parameters are separated into renormalized parameter and parameter counterterm, and the latter must be calculated.

On the other hand, if one intends to obtain finite Green's functions (GFs) and not only finite S -matrix elements, fields must be renormalized as well. This can be done in the symmetric form of the theory [45, 81]—i.e. before the SSB of the symmetry—, in which case it is enough to consider one field counterterm for each multiplet [47]. As an alternative, one can renormalize the fields in the mass basis [44, 46, 47]. Here, counterterms for the mixing of fields (mixed fields counterterms) must in general be considered whenever fields mix at loop-level.

In the present section, we start by identifying the bare quantities of the theory with the sum of renormalized ones and counterterms (we do not do this for gauge parameters nor ghost fields, since it would be irrelevant for the calculation of S -matrix elements [47]).¹⁷ Then, in section 3.2, we review the need to consider a general parameterization, and show that the renormalized parameters can be described by a simpler parameterization.

3.1 Expansion of the bare quantities

In eq. 3.1 above, we considered generic expansions. We now need to apply them to the specific content of the C2HDM. Concerning the parameters, we include not only those of eqs. 3.2, but also some dependent parameters (for convenience). Some renormalized

¹⁵In general, the LSZ factors (present in the LSZ reduction formula) must also be calculated in order to obtain correct S -matrix elements [47, 79]. However, they become trivial when fields are renormalized in the on-shell subtraction scheme, so that they can be ignored. For details, cf. ref. [80].

¹⁶Dependent parameters need not be renormalized, although they can be renormalized for convenience; for details, see ref. [80].

¹⁷Actually, in linear gauges (as the Feynman gauge), it can be shown that one can simply restrain from applying any renormalization transformation whatsoever to the Gauge Fixing Lagrangian [82–84]. That is, all the parameters and fields therein are assumed to be already renormalized.

parameters will be set equal to non-obvious quantities, which will be justified below. As for the fields, we choose those in the mass basis.

We start with the gauge boson masses and fields. For the masses, we have:

$$m_{W(0)}^2 = m_W^2 + \delta m_W^2, \quad m_{Z(0)}^2 = m_Z^2 + \delta m_Z^2, \quad (3.3)$$

while for the fields:

$$W_{\mu(0)}^+ = \left(1 + \frac{1}{2}\delta Z_W\right) W_\mu^+, \quad \begin{pmatrix} A_{\mu(0)} \\ Z_{\mu(0)} \end{pmatrix} = \begin{pmatrix} 1 + \frac{1}{2}\delta Z_{AA} & \frac{1}{2}\delta Z_{AZ} \\ \frac{1}{2}\delta Z_{ZA} & 1 + \frac{1}{2}\delta Z_{ZZ} \end{pmatrix} \begin{pmatrix} A_\mu \\ Z_\mu \end{pmatrix}. \quad (3.4)$$

In the fermions, the masses obey

$$m_{f,i(0)} = m_{f,i} + \delta m_{f,i}, \quad (3.5)$$

in such a way that $m_{f,i}$ are real, and we define:¹⁸

$$\delta m_{f,i}^R \equiv \delta m_{f,i}, \quad \delta m_{f,i}^L \equiv \delta m_{f,i}^*. \quad (3.6)$$

The fields obey:

$$f_{i(0)}^L = \sum_j \left(\delta_{ij} + \frac{1}{2}\delta Z_{ij}^{f,L} \right) f_j^L, \quad f_{i(0)}^R = \sum_j \left(\delta_{ij} + \frac{1}{2}\delta Z_{ij}^{f,R} \right) f_j^R. \quad (3.7)$$

Considering now the scalar sector, we have for the masses:

$$m_{H^+(0)}^2 = m_{H^+}^2 + \delta m_{H^+}^2, \quad m_{1(0)}^2 = m_1^2 + \delta m_1^2, \quad m_{2(0)}^2 = m_2^2 + \delta m_2^2. \quad (3.8)$$

We renormalize $m_{3(0)}^2$ for convenience:

$$m_{3(0)}^2 = m_{3R}^2 + \delta m_3^2. \quad (3.9)$$

The renormalized squared mass in this case explicitly includes an index R (from ‘renormalized’).¹⁹ The reason why this is necessary in this case is that, since $m_{3(0)}$ is a dependent parameter, it is fixed by other parameters. As a consequence, when the bare quantities are identified with a renormalized quantity plus a counterterm, the renormalized squared mass m_{3R}^2 will also be fixed by other parameters, which means that it cannot be set equal to the *pole* squared mass—which we identify in the following as m_{3P}^2 . Moreover, δm_3^2 will be a dependent counterterm. All this implies that h_3 plays a special role in theory, which is described detail in appendix A.

For the scalar fields,

$$\begin{pmatrix} G_{(0)}^+ \\ H_{(0)}^+ \end{pmatrix} = \begin{pmatrix} 1 + \frac{1}{2}\delta Z_{G^+G^+} & \frac{1}{2}\delta Z_{G^+H^+} \\ \frac{1}{2}\delta Z_{H^+G^+} & 1 + \frac{1}{2}\delta Z_{H^+H^+} \end{pmatrix} \begin{pmatrix} G^+ \\ H^+ \end{pmatrix}, \quad (3.10a)$$

¹⁸For details, cf. appendix B.

¹⁹Not to be confused with the index R expressing ‘real’, as in eq. 2.4.

$$\begin{pmatrix} h_{1(0)} \\ h_{2(0)} \\ h_{3(0)} \\ G_{0(0)} \end{pmatrix} = \begin{pmatrix} 1 + \frac{1}{2}\delta Z_{h_1 h_1} & \frac{1}{2}\delta Z_{h_1 h_2} & \frac{1}{2}\delta Z_{h_1 h_3} & \frac{1}{2}\delta Z_{h_1 G_0} \\ \frac{1}{2}\delta Z_{h_2 h_1} & 1 + \frac{1}{2}\delta Z_{h_2 h_2} & \frac{1}{2}\delta Z_{h_2 h_3} & \frac{1}{2}\delta Z_{h_2 G_0} \\ \frac{1}{2}\delta Z_{h_3 h_1} & \frac{1}{2}\delta Z_{h_3 h_2} & 1 + \frac{1}{2}\delta Z_{h_3 h_3} & \frac{1}{2}\delta Z_{h_3 G_0} \\ \frac{1}{2}\delta Z_{G_0 h_1} & \frac{1}{2}\delta Z_{G_0 h_2} & \frac{1}{2}\delta Z_{G_0 h_3} & 1 + \frac{1}{2}\delta Z_{G_0 G_0} \end{pmatrix} \begin{pmatrix} h_1 \\ h_2 \\ h_3 \\ G_0 \end{pmatrix}. \quad (3.10b)$$

The mixing parameters are such that:²⁰

$$\beta_{(0)} = \beta + \delta\beta, \quad \zeta_{a(0)} = \delta\zeta_a, \quad (3.11a)$$

$$\alpha_{1(0)} = \alpha_1 + \delta\alpha_1, \quad \alpha_{2(0)} = \alpha_2 + \delta\alpha_2, \quad \alpha_{3(0)} = \alpha_3 + \delta\alpha_3, \quad (3.11b)$$

$$\alpha_{0(0)} = \beta + \delta\alpha_0, \quad \alpha_{4(0)} = \delta\alpha_4, \quad \alpha_{5(0)} = \delta\alpha_5. \quad (3.11c)$$

The electric charge and the CKM matrix obey:

$$e_{(0)} = e + \delta Z_e e, \quad V_{ij(0)} = V_{ij} + \delta V_{ij}. \quad (3.12)$$

As for the remaining parameters that are taken as independent ($\zeta_{1(0)}$ will be independent in the combination C_4), we have:

$$\mu_{(0)}^2 = \mu^2 + \delta\mu^2, \quad \zeta_{1(0)} = \delta\zeta_1, \quad \zeta_{2(0)} = \delta\zeta_2. \quad (3.13)$$

For convenience, we also renormalize several dependent parameters:²¹

$$\begin{aligned} s_{w(0)} &= s_w + \delta s_w, & c_{w(0)} &= c_w + \delta c_w, \\ m_{11(0)}^2 &= m_{11}^2 + \delta m_{11}^2, & m_{22(0)}^2 &= m_{22}^2 + \delta m_{22}^2, & m_{12I(0)}^2 &= m_{12I}^2 + \delta m_{12I}^2, \\ \lambda_{i(0)} &= \lambda_i + \delta\lambda_i, & X_{ij(0)}^\dagger &= X_{ij}^\dagger + \delta X_{ij}^\dagger, & Q_{ij(0)} &= Q_{ij} + \delta Q_{ij}. \end{aligned} \quad (3.14)$$

3.2 General vs. simple parameterization

When studying the theory at tree-level, we considered the most general parameterization of the Higgs doublets, as well as of the diagonalization of the scalar states—recall section 2.1. This general information was required in order to have general counterterms (which are necessary to absorb the UV divergences at one-loop). But it is *not* required to describe the renormalized parameters. Indeed, if the only reason we considered such a general parameterization was to account for the generality of the counterterms, there is no need to apply such general description to the renormalized parameters as well.

To better understand the claim we are making, consider for example the phase ζ_a . At tree-level, we had the freedom to rephase the fields G^+ and H^+ to absorb ζ_a . Had we used that freedom, though, we would have run into problems; for when we were to consider the theory up to one-loop level, we would have no counterterm $\delta\zeta_a$ (as there would have been no bare parameter $\zeta_{a(0)}$ to start with). It turns out that such counterterm is necessary

²⁰Recall that $\alpha_{0(0)}$, $\alpha_{4(0)}$ and $\alpha_{5(0)}$ will be independent according to the combination C_i chosen.

²¹ In the combinations C_i for which the parameters $\alpha_{0(0)}$, $\alpha_{4(0)}$, $\alpha_{5(0)}$ and $\zeta_{1(0)}$ are dependent, we also renormalize them for convenience (according to eqs. 3.11c and 3.13). We do not renormalize χ , ζ_b , g_1 , g_2 or v . This means that, before renormalization, they must be replaced by the corresponding expressions (cf. eqs. 2.14 and 2.33), and the latter must be renormalized. More details can be found in ref. [80].

for the absorption of the divergences of the theory, so that it cannot be discarded. That is to say, we could not use the freedom to rephase ζ_a away at tree-level. But once in the up-to-one-loop theory, and given that $\delta\zeta_a$ was already generated, there is no longer any reason not to use the rephasing freedom. We can thus rephase the renormalized parameter ζ_a away in the up-to-one-loop theory; and when we do so, the counterterm $\delta\zeta_a$ (that was meanwhile generated because we did not rephase ζ_a away at tree-level) will not vanish. To see this explicitly, we may consider a simplified version of eq. 2.10, where we take $\zeta_b = \chi = 0$ (which are irrelevant for the argument):

$$\begin{pmatrix} \phi_1^+ \\ \phi_2^+ \end{pmatrix} = \begin{pmatrix} e^{i\zeta_a} & 0 \\ 0 & e^{-i\zeta_a} \end{pmatrix} \begin{pmatrix} G^+ \\ H^+ \end{pmatrix}. \quad (3.15)$$

It is obvious that, in this tree-level relation, one is free to rephase ζ_a away through $G^+ \rightarrow e^{-i\zeta_a} G^+$, $H^+ \rightarrow e^{i\zeta_a} H^+$. Yet, as we want to generate a counterterm $\delta\zeta_a$, we do not use that rephasing freedom. So, when considering the theory up to one-loop level, we take the bare version of eq. 3.15; then, expanding the charged scalar states in the mass basis and $\zeta_{a(0)}$ into renormalized quantities and counterterms, according to eq. 3.10a and

$$\zeta_{a(0)} = \zeta_a + \delta\zeta_a, \quad (3.16)$$

we obtain, to first order,

$$\begin{pmatrix} \phi_{1(0)}^+ \\ \phi_{2(0)}^+ \end{pmatrix} = \begin{pmatrix} e^{i\zeta_a} (i\delta\zeta_a + \delta Z_{G^+G^+} + 1) & e^{i\zeta_a} \delta Z_{G^+H^+} \\ e^{-i\zeta_a} \delta Z_{H^+G^+} & e^{-i\zeta_a} (-i\delta\zeta_a + \delta Z_{H^+H^+} + 1) \end{pmatrix} \begin{pmatrix} G^+ \\ H^+ \end{pmatrix}. \quad (3.17)$$

Since $\delta\zeta_a$ was already generated, the renormalized parameter ζ_a can be rephased away through $G^+ \rightarrow e^{-i\zeta_a} G^+$, $H^+ \rightarrow e^{i\zeta_a} H^+$, $Z_{G^+H^+} = e^{2i\zeta_a} Z'_{G^+H^+}$, $Z_{H^+G^+} = e^{-2i\zeta_a} Z'_{H^+G^+}$, yielding:

$$\begin{pmatrix} \phi_{1(0)}^+ \\ \phi_{2(0)}^+ \end{pmatrix} = \begin{pmatrix} i\delta\zeta_a + \delta Z_{G^+G^+} + 1 & \delta Z'_{G^+H^+} \\ \delta Z'_{H^+G^+} & -i\delta\zeta_a + \delta Z_{H^+H^+} + 1 \end{pmatrix} \begin{pmatrix} G^+ \\ H^+ \end{pmatrix}. \quad (3.18)$$

This simple example illustrates several relevant points. First, it shows that one must start with a general description including the tree-level parameter ζ_a , for otherwise the counterterm $\delta\zeta_a$ will not be generated. Second, after $\delta\zeta_a$ was generated, the renormalized parameter ζ_a can be rephased away, and in such a way that $\delta\zeta_a$ does not vanish. Third, instead of starting by splitting $\zeta_{a(0)}$ into a non-zero ζ_a plus a counterterm (as in eq. 3.16), and afterwards rephasing ζ_a away, we can assume beforehand that we will work in a basis for the renormalized parameters where $\zeta_a = 0$, which lets us equate $\zeta_{a(0)}$ immediately with the counterterm only. This is what we did in eq. 3.11a above.

Finally, what we obtained for the renormalized parameters looks just the same as that which we would have obtained at tree-level should we not have been aiming at renormalizing the theory. As a matter of fact, if we were not concerned with the generation of counterterms, but rather in a mere tree-level description, we would not have needed ζ_a , so that we could have rephased it away in eq. 3.15. In that case, we would have obtained the same which we

obtained in eq. 3.18 for the renormalized terms (i.e. excluding counterterms).²² This also holds for the other parameters that were not rephased away for the sake of renormalization only. Therefore, the basis for the renormalized parameters (i.e. the basis that we can and shall use for the renormalized parameters) is considerably simpler than the general one used in section 2.1, and is just the same as the one usually employed when considering the theory solely at tree-level—as in ref. [31]. Comparing this reference with the general parameterization used in section 2.1, we conclude that, for the renormalized parameters in the up-to-one-loop theory, all the fermion masses are real, and²³

$$\zeta_{1R} = \zeta_{2R} = \zeta_a = \alpha_4 = \alpha_5 = 0, \quad \alpha_0 = \beta. \quad (3.19)$$

As a consequence, the relations one obtains for the renormalized parameters in the context of the up-to-one-loop theory are precisely those that were derived when considering the theory solely at tree-level. We checked this explicitly for different expressions: the minimum equations [31], the relations for the λ_i [26], as well as the relation for m_{3R}^2 [31]. The latter reads:

$$m_{3R}^2 = \frac{m_1^2 R_{13}(R_{12} \tan \beta - R_{11}) + m_2^2 R_{23}(R_{22} \tan \beta - R_{21})}{R_{33}(R_{31} - R_{32} \tan \beta)}. \quad (3.20)$$

Here, the matrix R is given by:

$$R = \begin{pmatrix} c_1 c_2 & s_1 c_2 & s_2 \\ -(c_1 s_2 s_3 + s_1 c_3) & c_1 c_3 - s_1 s_2 s_3 & c_2 s_3 \\ -c_1 s_2 c_3 + s_1 s_3 & -(c_1 s_3 + s_1 s_2 c_3) & c_2 c_3 \end{pmatrix}, \quad (3.21)$$

and is related to the matrix Q in a simple way. Indeed, given eq. 3.19, Q becomes:

$$Q = Q_{321} Q_\beta, \quad (3.22)$$

with

$$Q_{321} = Q_3 Q_2 Q_1 = \begin{pmatrix} & 0 \\ R & 0 \\ & 0 \\ 0 & 0 & 0 & 1 \end{pmatrix}, \quad Q_\beta = \begin{pmatrix} 1 & 0 & 0 & 0 \\ 0 & 1 & 0 & 0 \\ 0 & 0 & -s_\beta & c_\beta \\ 0 & 0 & c_\beta & s_\beta \end{pmatrix}. \quad (3.23)$$

The original parameterization of Q in eqs. 2.17 and 2.18 thus allows a simple connection between the matrix Q for the renormalized parameters and the matrix R . The matrix X becomes orthogonal, and is simply:

$$X = \begin{pmatrix} c_\beta & s_\beta \\ -s_\beta & c_\beta \end{pmatrix}. \quad (3.24)$$

Finally, the total independent renormalized parameters become:

$$\{p_{\text{reno.}}^Y\} = \{m_f, V\}. \quad (3.25a)$$

²²Care should be taken with the notion ‘the same’, because in one case what is at stake are renormalized quantities in the context of the up-to-one-theory, whereas in the other case there are only tree-level quantities in a tree-level theory. Hence, they are formally different. Nonetheless, the physical description in both cases is equivalent.

²³The reason for identifying the renormalized phases ζ_{1R} and ζ_{2R} with the index R is given in note 26.

$$\{p_{\text{reno.}}^{\text{H}}\} = \{e, m_W, m_Z, \alpha_1, \alpha_2, \alpha_3, \beta, m_1, m_2, m_{\text{H}^+}, \mu^2\}. \quad (3.25\text{b})$$

These parameters are precisely those which are usually taken as independent in the theory considered solely at tree-level [31]. Moreover, the set of renormalized parameters of the Higgs sector, $\{p_{\text{reno.}}^{\text{H}}\}$, is the same whichever the set of bare parameters $\{p_{C_i(0)}^{\text{H}}\}$ taken as the independent (recall eqs. 3.2b). Actually, not only it is the same, but it contains less parameters than each of the sets $\{p_{C_i(0)}^{\text{H}}\}$, since the renormalized versions of the last three independent bare parameters of each set were rephased away. On the other hand, for each bare independent parameter, there is an independent counterterm. Thus, whichever the combination of independent bare parameters chosen, there will be more independent counterterms than independent renormalized parameters. In fact, identifying $\{\delta p_{C_i}^{\text{H}}\}$ with the set of independent counterterms of the Higgs sector in the combination C_i , we have:

$$\begin{aligned} \{\delta p_{C_1}^{\text{H}}\} & \delta\alpha_5\}, \\ \{\delta p_{C_2}^{\text{H}}\} & \delta\alpha_4\}, \\ \{\delta p_{C_3}^{\text{H}}\} & \delta\alpha_0\}, \\ \{\delta p_{C_4}^{\text{H}}\} & \delta\zeta_1\}. \end{aligned} \quad (3.26)$$

Something similar also happens in the Yukawa sector, as the phases of the renormalized fermion masses were rephased away. This means that, while the counterterms δm_f are complex, the renormalized masses m_f are real. In summary, the presence of more independent counterterms than independent renormalized parameters is a consequence of CP violation, which forces the introduction of several parameters; these are required for the one-loop renormalization of the model, but their renormalized versions can be rephased away.

4 Selection of the true vev

When considering the theory up to one-loop level, it is convenient to assure that scalar fields have zero vacuum expectation value. Such assurance corresponds to the *selection of the true vev*, and is discussed in detail in ref. [80]. In the present work, we perform that selection using the Fleischer-Jegerlehner tadpole scheme (FJTS) [54, 56, 85].²⁴

We start by considering the bare version of eq. 2.5:

$$\Phi_{1(0)} = \begin{pmatrix} \phi_{1(0)}^+ \\ \frac{1}{\sqrt{2}}(\bar{v}_1 e^{i\bar{\zeta}_1} + \rho_{1(0)} + i\eta_{1(0)}) \end{pmatrix}, \quad \Phi_{2(0)} = \begin{pmatrix} \phi_{2(0)}^+ \\ \frac{1}{\sqrt{2}}(\bar{v}_2 e^{i\bar{\zeta}_2} + \rho_{2(0)} + i\eta_{2(0)}) \end{pmatrix}. \quad (4.1)$$

The quantities with a bar correspond to *true* quantities, in the sense that they guarantee that no *proper tadpoles* (i.e. 1-point GFs) show up in the up-to-one-loop theory. In the FJTS, they are split as follows:

$$\bar{v}_1 = v_{1(0)} + \Delta v_1, \quad \bar{v}_2 = v_{2(0)} + \Delta v_2, \quad \bar{\zeta}_1 = \zeta_{1(0)} + \Delta\zeta_1, \quad \bar{\zeta}_2 = \zeta_{2(0)} + \Delta\zeta_2. \quad (4.2)$$

²⁴Other relevant studies concerning the vev can be found e.g. in refs. [86, 87].

Thus, each quantity with a bar is split into two terms: the bare one and an extra quantity. These extra quantities are identified in what follows as the Δ quantities and are responsible for the elimination of proper tadpoles (they are introduced with this purpose). To see this, it is convenient to write eq. 4.1 in an alternative formulation:

$$\Phi_{1(0)} = \begin{pmatrix} \phi_{1(0)}^+ \\ \frac{1}{\sqrt{2}}(\bar{v}_{\rho_1} + \rho_{1(0)} + i\bar{v}_{\eta_1} + i\eta_{1(0)}) \end{pmatrix}, \quad \Phi_{2(0)} = \begin{pmatrix} \phi_{2(0)}^+ \\ \frac{1}{\sqrt{2}}(\bar{v}_{\rho_2} + \rho_{2(0)} + i\bar{v}_{\eta_2} + i\eta_{2(0)}) \end{pmatrix}. \quad (4.3)$$

with \bar{v}_{ρ_1} , \bar{v}_{ρ_2} , \bar{v}_{η_1} , \bar{v}_{η_2} real parameters, such that:

$$\begin{aligned} \bar{v}_{\rho_1} &= v_{\rho_1(0)} + \Delta v_{\rho_1}, & \bar{v}_{\eta_1} &= v_{\eta_1(0)} + \Delta v_{\eta_1}, \\ \bar{v}_{\rho_2} &= v_{\rho_2(0)} + \Delta v_{\rho_2}, & \bar{v}_{\eta_2} &= v_{\eta_2(0)} + \Delta v_{\eta_2}. \end{aligned} \quad (4.4)$$

Comparing with eqs. 4.1 and 4.2, we obtain:

$$\begin{aligned} \Delta v_{\rho_1} &= \Delta v_1 \cos \zeta_{1(0)} - v_{1(0)} \Delta \zeta_1 \sin \zeta_{1(0)}, & \Delta v_{\eta_1} &= \Delta v_1 \sin \zeta_{1(0)} + v_{1(0)} \Delta \zeta_1 \cos \zeta_{1(0)}, \\ \Delta v_{\rho_2} &= \Delta v_2 \cos \zeta_{2(0)} - v_{2(0)} \Delta \zeta_2 \sin \zeta_{2(0)}, & \Delta v_{\eta_2} &= \Delta v_2 \sin \zeta_{2(0)} + v_{2(0)} \Delta \zeta_2 \cos \zeta_{2(0)}. \end{aligned} \quad (4.5)$$

We neglected terms of order Δ^2 , since the Δ quantities are of one-loop order (as we are about to show). This also means that the bare quantities can be replaced by their renormalized versions.²⁵ Hence, using the fact that we choose a basis for the renormalized parameters such that the renormalized phases ζ_{1R} and ζ_{2R} vanish (eq. 3.19), we get:²⁶

$$\begin{pmatrix} \Delta v_{\rho_1} \\ \Delta v_{\rho_2} \\ \Delta v_{\eta_1} \\ \Delta v_{\eta_2} \end{pmatrix} = \begin{pmatrix} \Delta v_1 \\ \Delta v_2 \\ v_{1(0)} \Delta \zeta_1 \\ v_{2(0)} \Delta \zeta_2 \end{pmatrix}. \quad (4.6)$$

Now, when the Lagrangian is expanded with eq. 4.3, the Δv_{ϕ_n} of eq. 4.4 must assure that proper tadpoles vanish. In order for this to happen, the terms with $\Delta v_{\phi_{n,j}}$ that contribute to the 1-point function of a certain neutral scalar field $\phi_{n,i}$ must precisely cancel the one-loop 1-point function in that field. That is, if $T_{\phi_{n,i}}$ represents the one-loop tadpole for $\phi_{n,i}$ (i.e. the one-loop contribution to the 1-point function in $\phi_{n,i}$), we must have:

$$T_{\phi_{n,i}} = - \sum_j \frac{\partial^2 \mathcal{L}}{\partial \phi_{n,i} \partial \Delta v_{\phi_{n,j}}} \Big|_{\phi=0, \Delta v=0} \Delta v_{\phi_{n,j}}. \quad (4.7)$$

Using the fact that every $\Delta v_{\phi_{n,j}}$ always shows up together with the corresponding field $\phi_{n,j}$ (cf. eqs. 4.3 and 4.4), we can write:

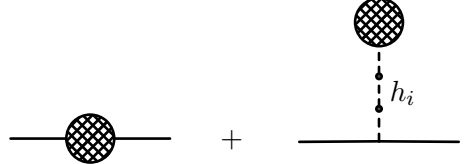
$$T_{\phi_{n,i}} = \sum_j \frac{\partial^2 V}{\partial \phi_{n,i} \partial \phi_{n,j}} \Big|_{\phi=0, \Delta v=0} \Delta v_{\phi_{n,j}} = \sum_j (\mathcal{M}_n^2)_{ij} \Delta v_{\phi_{n,j}}, \quad (4.8)$$

²⁵We shall use this argument in the equations that follow.

²⁶The phases ζ_{1R} and ζ_{2R} are the renormalized phases, such that $\zeta_{1(0)} = \zeta_{1R} + \delta\zeta_1$ and $\zeta_{2(0)} = \zeta_{2R} + \delta\zeta_2$. We use the index R to distinguish them from the true phases, since the true quantities are usually represented with no index [47, 56]. Note that, in the case described above, the quantities with bars ($\bar{v}_1, \bar{v}_2, \bar{\zeta}_1, \bar{\zeta}_2$) are set equal to the true quantities; for more details, see ref. [80]. Finally, note that we keep the bare vevs for convenience in eq. 4.6.

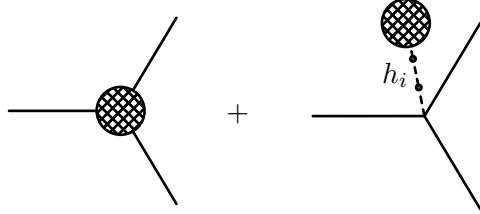
they can be accounted for by including all possible one-loop tadpole insertions in all possible GFs (cf. also refs. [52, 57]).

Third, the alternative just proposed (calculating reducible diagrams with one-loop tadpoles instead of tracing down the terms with Δ showing up in the Lagrangian) will be the one adopted in the following. The reason is simply that, with softwares such as FEYNMASTER, the calculation of reducible diagrams with one-loop tadpoles is trivial;²⁸ in contrast, the task of expanding the Lagrangian and tracing down all the terms with Δ is quite cumbersome; and since the two methods are equivalent, we opt for the former. It follows that all GFs that *may* receive an insertion of a one-loop tadpole *must* receive such insertion. In general, then, non-renormalized 2-point functions will get contributions from two different types of terms:



$$(4.13)$$

where the full lines represent any type of particle and the dashed lines represent h_1 , h_2 , h_3 .²⁹ The same will happen for non-renormalized 3-point functions, which then include:



$$(4.14)$$

5 Counterterms

As mentioned in section 3, the renormalization of the theory is completed by fixing the counterterms. Independent counterterms are *a priori* not fixed, and must be fixed through independent renormalization conditions. Now, counterterms in general contain a divergent part and a finite part; whichever the renormalization condition used to fix a certain counterterm, its divergent part will always be the same. But the same is not true for the finite part, which in general depends on the prescription used. The different prescriptions that can be used to define the finite part of counterterms are called subtraction schemes. In what follows, most counterterms will be fixed either through the *modified minimal subtraction* ($\overline{\text{MS}}$) scheme or through the *on-shell subtraction* (OSS) scheme. The former is simpler: one selects a process that depends on the counterterm to be calculated; then, the renormalization condition simply states that the terms of the renormalized one-loop amplitude proportional to Δ_ϵ are zero. Here, Δ_ϵ is

$$\Delta_\epsilon = \frac{2}{\epsilon} - \gamma_E + \ln 4\pi, \quad (5.1)$$

²⁸For details, cf. appendix D.

²⁹We draw small black circles on the dashed lines to highlight the presence of a tree-level propagator.

where $\epsilon = 4 - d$ (d being the dimension) and γ_E is the Euler-Mascheroni constant. The counterterm at stake will then be proportional to Δ_ϵ only. When $\overline{\text{MS}}$ is used to calculate a parameter counterterm, the corresponding renormalized parameter will have no clear physical meaning. In contrast, OSS is defined precisely so that all renormalized parameters have a direct physical meaning [47]; the renormalization conditions in this case are less direct, though, and are discussed in detail in appendix A. In what follows, we adopt the conventions therein defined.

In section 5.1, we fix all of the counterterms of the theory, proceeding by sectors. Several counterterms are fixed through usual renormalization conditions (cf. e.g. ref. [47]); in those cases, we omit the derivation, and present just the results.³⁰ The remaining cases will be considered in detail. Finally, in section 5.2, we discuss the gauge dependence of the counterterms.

5.1 Calculation of counterterms

5.1.1 Gauge masses and fields

The counterterms for the gauge sector are determined through OSS. The results are as follows: for the charged sector [47, 80],

$$\delta m_W^2 = \widetilde{\text{Re}} \Sigma_T^{W^+W^-} (m_W^2), \quad \delta Z_W = - \widetilde{\text{Re}} \frac{\partial \Sigma_T^{W^+W^-} (k^2)}{\partial k^2} \bigg|_{k^2=m_W^2}, \quad (5.2)$$

while for the neutral sector [47, 80],

$$\delta m_Z^2 = \widetilde{\text{Re}} \Sigma_T^{ZZ} (m_Z^2), \quad (5.3a)$$

$$\begin{pmatrix} \delta Z_{AA} & \delta Z_{AZ} \\ \delta Z_{ZA} & \delta Z_{ZZ} \end{pmatrix} = \begin{pmatrix} - \widetilde{\text{Re}} \frac{\partial \Sigma_T^{AA} (k^2)}{\partial k^2} \bigg|_{k^2=0} & -2 \widetilde{\text{Re}} \frac{\Sigma_T^{AZ} (m_Z^2)}{m_Z^2} \\ 2 \frac{\Sigma_T^{AZ} (0)}{m_Z^2} & - \widetilde{\text{Re}} \frac{\partial \Sigma_T^{ZZ} (k^2)}{\partial k^2} \bigg|_{k^2=m_Z^2} \end{pmatrix}. \quad (5.3b)$$

5.1.2 Fermion masses and fields

The counterterms for fermion masses and fields are also fixed through OSS conditions—which, in this case, leave some freedom. We show in detail in appendix B how to derive the counterterms. The results are:

$$\delta m_{f,i}^L = \frac{1}{2} \widetilde{\text{Re}} \left[m_{f,i} \Sigma_{ii}^{f,L} (m_{f,i}^2) + m_{f,i} \Sigma_{ii}^{f,R} (m_{f,i}^2) + 2 \Sigma_{ii}^{f,l} (m_{f,i}^2) \right], \quad (5.4a)$$

$$\delta m_{f,i}^R = \frac{1}{2} \widetilde{\text{Re}} \left[m_{f,i} \Sigma_{ii}^{f,L} (m_{f,i}^2) + m_{f,i} \Sigma_{ii}^{f,R} (m_{f,i}^2) + 2 \Sigma_{ii}^{f,r} (m_{f,i}^2) \right], \quad (5.4b)$$

$$\delta Z_{ii}^{f,L} = - \widetilde{\text{Re}} \Sigma_{ii}^{f,L} (m_{f,i}^2) - m_{f,i} \frac{\partial}{\partial p^2} \widetilde{\text{Re}} \left[m_{f,i} \left(\Sigma_{ii}^{f,L} (p^2) + \Sigma_{ii}^{f,R} (p^2) \right) \right]$$

³⁰ A detailed derivation of all the counterterms can be found in ref. [80].

$$+ \Sigma_{ii}^{f,l}(p^2) + \Sigma_{ii}^{f,r}(p^2) \Big|_{p^2=m_{f,i}^2}, \quad (5.4c)$$

$$\delta Z_{ii}^{f,R} = -\widetilde{\text{Re}} \Sigma_{ii}^{f,R}(m_{f,i}^2) - m_{f,i} \frac{\partial}{\partial p^2} \widetilde{\text{Re}} \left[m_{f,i} \left(\Sigma_{ii}^{f,L}(p^2) + \Sigma_{ii}^{f,R}(p^2) \right) + \Sigma_{ii}^{f,l}(p^2) + \Sigma_{ii}^{f,r}(p^2) \right] \Big|_{p^2=m_{f,i}^2}, \quad (5.4d)$$

$$\delta Z_{ij}^{f,L} \stackrel{i \neq j}{=} \frac{2}{m_{f,i}^2 - m_{f,j}^2} \widetilde{\text{Re}} \left[m_{f,j}^2 \Sigma_{ij}^{f,L}(m_{f,j}^2) + m_{f,i} m_{f,j} \Sigma_{ij}^{f,R}(m_{f,j}^2) + m_{f,i} \Sigma_{ij}^{f,l}(m_{f,j}^2) + m_{f,j} \Sigma_{ij}^{f,r}(m_{f,j}^2) \right], \quad (5.4e)$$

$$\delta Z_{ij}^{f,R} \stackrel{i \neq j}{=} \frac{2}{m_{f,i}^2 - m_{f,j}^2} \widetilde{\text{Re}} \left[m_{f,j}^2 \Sigma_{ij}^{f,R}(m_{f,j}^2) + m_{f,i} m_{f,j} \Sigma_{ij}^{f,L}(m_{f,j}^2) + m_{f,j} \Sigma_{ij}^{f,l}(m_{f,j}^2) + m_{f,i} \Sigma_{ij}^{f,r}(m_{f,j}^2) \right]. \quad (5.4f)$$

5.1.3 Scalar masses and fields

The counterterms relative to the charged scalar sector are easily defined in the OSS scheme; the results are [57, 80]:

$$\delta m_{H^+}^2 = \widetilde{\text{Re}} \Sigma^{H^+H^-}(m_{H^+}^2), \quad (5.5a)$$

$$\begin{pmatrix} \delta Z_{G^+G^+} & \delta Z_{G^+H^+} \\ \delta Z_{H^+G^+} & \delta Z_{H^+H^+} \end{pmatrix} = \begin{pmatrix} -\widetilde{\text{Re}} \frac{\partial \Sigma^{G^+G^-}(k^2)}{\partial k^2} \Big|_{k^2=0} & -2 \widetilde{\text{Re}} \frac{\Sigma^{H^+G^-}(m_{H^+}^2)}{m_{H^+}^2} \\ 2 \widetilde{\text{Re}} \frac{\Sigma^{G^+H^-}(0)}{m_{H^+}^2} & -\widetilde{\text{Re}} \frac{\partial \Sigma^{H^+H^-}(k^2)}{\partial k^2} \Big|_{k^2=m_{H^+}^2} \end{pmatrix}. \quad (5.5b)$$

The case of the neutral fields is more subtle, and is considered in detail in appendix A. The independent counterterms are:³¹

$$\delta m_1^2 = \widetilde{\text{Re}} \Sigma^{h_1h_1}(m_1^2), \quad \delta m_2^2 = \widetilde{\text{Re}} \Sigma^{h_2h_2}(m_2^2), \quad (5.6a)$$

$$\delta Z_{S_n S_n} = -\widetilde{\text{Re}} \frac{\partial \Sigma^{S_n S_n}(k^2)}{\partial k^2} \Big|_{k^2=m_{S_n}^2}, \quad \delta Z_{S'_n S_n} \stackrel{S'_n \neq S_n}{=} 2 \frac{\widetilde{\text{Re}} \Sigma^{S_n S'_n}(m_{S'_n}^2)}{m_{S'_n}^2 - m_{S_n}^2}, \quad (5.6b)$$

and the pole squared mass m_{3P}^2 is given by:

$$m_{3P}^2 = m_{3R}^2 - \widetilde{\text{Re}} \Sigma^{h_3h_3}(m_{3R}^2) + \delta m_3^2. \quad (5.7)$$

5.1.4 Electric charge

The counterterm for the electric charge is also fixed through OSS; the result is [57, 80]:

$$\delta Z_e = -\frac{1}{2} \delta Z_{AA} + \frac{s_w}{c_w} \frac{1}{2} \delta Z_{ZA} = \frac{1}{2} \frac{\partial \Sigma_T^{AA}(k^2)}{\partial k^2} \Big|_{k^2=0} + \frac{s_w}{c_w} \frac{\Sigma_T^{AZ}(0)}{m_Z^2}. \quad (5.8)$$

³¹In the case $S_n = h_3$, $m_{S_n}^2$ represents m_{3R}^2 .

5.1.5 CKM matrix

For the CKM matrix, we follow the prescription originally presented in ref. [88]. We fix the expression in the Feynman gauge, which will be justified in section 5.2 below. We then have:

$$\delta V_{ij} = \frac{1}{4} \left[\left(\delta Z_{ik}^{u,L} - \delta Z_{ik}^{u,L\dagger} \right) V_{kj} - V_{ik} \left(\delta Z_{kj}^{d,L} - \delta Z_{kj}^{d,L\dagger} \right) \right] \Big|_{\xi=1}, \quad (5.9)$$

where $\xi = 1$ represents the Feynman gauge.

5.1.6 Mixing parameters

The renormalization of mixing parameters has been recurrently discussed in recent years [50–57], especially in ref. [56].³² In the latter, several methods for fixing counterterms for mixing parameters are proposed and analysed. In the present work, we consider one of those methods, which involves fixing the independent counterterms for mixing parameters using symmetry relations. This method is simple and leads to well-behaved results, as shall be discussed below. A description of the procedure, as well as the derivation of the expressions for the counterterms for mixing parameters of the C2HDM, can be found in appendix C. In this section, we present the results therein derived. For the charged sector,

$$\delta\beta = \frac{1}{4} \text{Re} \left[\delta Z_{G^+H^+} - \delta Z_{H^+G^+} \right] \Big|_{\xi=1}, \quad (5.10a)$$

$$\delta\zeta_a = -\frac{1}{2} \cot(2\beta) \text{Im} [\delta Z_{G^+H^+}] \Big|_{\xi=1}. \quad (5.10b)$$

For the neutral sector, the set of independent counterterms for mixing parameters depends on the combination C_i (recall eq. 3.26). There are three counterterms which are independent in all the combinations:

$$\delta\alpha_1 = \frac{1}{4} \sec(\alpha_2) \left[\cos(\alpha_3) (\delta Z_{h_1h_2} - \delta Z_{h_2h_1}) + \sin(\alpha_3) (\delta Z_{h_3h_1} - \delta Z_{h_1h_3}) \right] \Big|_{\xi=1}, \quad (5.11a)$$

$$\delta\alpha_2 = \frac{1}{4} \sin(\alpha_3) \left[\delta Z_{h_1h_2} - \delta Z_{h_2h_1} + \cot(\alpha_3) (\delta Z_{h_1h_3} - \delta Z_{h_3h_1}) \right] \Big|_{\xi=1}, \quad (5.11b)$$

$$\delta\alpha_3 = \frac{1}{4} \left[\delta Z_{h_2h_3} - \delta Z_{h_3h_2} - \cos(\alpha_3) \tan(\alpha_2) (\delta Z_{h_1h_2} - \delta Z_{h_2h_1}) + \sin(\alpha_3) \tan(\alpha_2) (\delta Z_{h_1h_3} - \delta Z_{h_3h_1}) \right] \Big|_{\xi=1}. \quad (5.11c)$$

Then, the combinations C_1 , C_2 and C_3 have $\delta\alpha_5$, $\delta\alpha_4$ and $\delta\alpha_0$ as independent, respectively, given by:³³

$$\delta\alpha_5 \stackrel{C_1}{=} \frac{1}{4} \left[\delta Z_{h_2G_0} - \delta Z_{G_0h_2} + \tan(\alpha_3) (\delta Z_{G_0h_3} - \delta Z_{h_3G_0}) \right] \Big|_{\xi=1}, \quad (5.12a)$$

³²Mixing parameters usually reduce to mixing *angles*. Yet, in the present model (and due to CP violation), there are not only mixing angles (like β), but also mixing phases (like ζ_a). Hence, we promote the designation ‘mixing angles’ to ‘mixing parameters’.

³³The notation $\stackrel{C_i}{=}$ clarifies which combination C_i the expression is applicable to. For example, eq. 5.12a is only valid if C_1 is chosen; in other combinations, $\delta\alpha_5$ will be a dependent counterterm, so that eq. 5.12a is not valid. Finally, note that $\delta\alpha_5$, $\delta\alpha_4$ and $\delta\alpha_0$ are all dependent counterterms in the combination C_4 .

$$\delta\alpha_4 \stackrel{C_2}{=} \frac{1}{4} \left[\delta Z_{h_1 G_0} - \delta Z_{G_0 h_1} + \sec(\alpha_3) \tan(\alpha_2) (\delta Z_{G_0 h_3} - \delta Z_{h_3 G_0}) \right] \Big|_{\xi=1}, \quad (5.12b)$$

$$\delta\alpha_0 \stackrel{C_3}{=} \frac{1}{4} \sec(\alpha_2) \sec(\alpha_3) (\delta Z_{G_0 h_3} - \delta Z_{h_3 G_0}) \Big|_{\xi=1}. \quad (5.12c)$$

5.1.7 Remaining parameters

By now, all the field counterterms are determined; as for the independent parameter counterterms, considering eq. 3.26 we see that we still need to fix $\delta\mu^2$ and $\delta\zeta_2$ (both required for all combinations C_i) and, in the specific case of the combination C_4 , also $\delta\zeta_1$. We calculate the latter and $\delta\mu^2$ in the $\overline{\text{MS}}$ scheme. As described above, this requires selecting a process where the counterterm to be fixed intervenes. For $\delta\mu^2$, we choose $h_3 \rightarrow H^+ H^-$. Here, the total counterterm is such that:

$$\begin{array}{c} H^+ \\ \nearrow \\ \text{---} h_3 \text{---} \star \text{---} \\ \searrow \\ H^- \end{array} \ni i \frac{e}{2m_W s_W c_\beta s_\beta} (s_\beta R_{31} + c_\beta R_{32}) \delta\mu^2. \quad (5.13)$$

Then, by requiring the renormalized 3-point function to be such that the terms proportional to Δ_ϵ are zero,

$$i\hat{\Gamma}^{h_3 H^+ H^-} \Big|_{\Delta_\epsilon} = \left[\begin{array}{c} H^+ \\ \nearrow \\ \text{---} h_3 \text{---} \text{---} \\ \searrow \\ H^- \end{array} + \begin{array}{c} \text{---} h_i \text{---} \text{---} \\ \nearrow \\ H^+ \\ \searrow \\ H^- \end{array} + \begin{array}{c} H^+ \\ \nearrow \\ \text{---} h_3 \text{---} \star \text{---} \\ \searrow \\ H^- \end{array} \right] \Big|_{\Delta_\epsilon} = 0, \quad (5.14)$$

we fix $\delta\mu^2$. Concerning $\delta\zeta_1$ in C_4 , we choose $h_3 \rightarrow \bar{\tau}\tau$. Knowing that:

$$\begin{array}{c} \bar{\tau} \\ \nearrow \\ \text{---} h_3 \text{---} \star \text{---} \\ \searrow \\ \tau \end{array} \ni i \delta\zeta_1 \left(\frac{e m_\tau R_{33} \tan \beta}{2m_W s_W} + \dots \right), \quad (5.15)$$

where the ellipses represent terms proportional to γ_5 , we fix $\delta\zeta_1$ in C_4 by imposing:

$$i\hat{\Gamma}^{h_3 \bar{\tau}\tau} \Big|_{\Delta_\epsilon} = \left[\begin{array}{c} \bar{\tau} \\ \nearrow \\ \text{---} h_3 \text{---} \text{---} \\ \searrow \\ \tau \end{array} + \begin{array}{c} \bar{\tau} \\ \nearrow \\ \text{---} h_3 \text{---} \star \text{---} \\ \searrow \\ \tau \end{array} \right] \Big|_{\Delta_\epsilon} \stackrel{C_4}{=} 0. \quad (5.16)$$

As for $\delta\zeta_2$, we checked that its divergent part is related to that of $\delta\zeta_1$ via:³⁴

$$\delta\zeta_2|_{\Delta_\epsilon} = -\cot^2(\beta) \delta\zeta_1|_{\Delta_\epsilon}. \quad (5.17)$$

Then, similarly to what can be done with symmetry relations (cf. appendix C), we fix $\delta\zeta_2$ as a whole by requiring that eq. 5.17 also holds for the finite parts. That is, we fix $\delta\zeta_2$ by imposing:³⁵

$$\delta\zeta_2 = -\cot^2(\beta) \delta\zeta_1|_{\xi=1}. \quad (5.18)$$

Note that this condition applies to all four combinations C_i . Accordingly, $\delta\zeta_2$ will have a general finite part in the first three combinations, whereas in C_4 it will be proportional to Δ_ϵ only.

5.2 Gauge dependence

Physical observables cannot depend on the gauge chosen, which implies that S -matrix elements must be gauge independent. In a renormalized up-to-one-loop process, both the (non-renormalized) one-loop diagrams and the counterterms are in general gauge dependent. Now, it can be shown that, if parameter counterterms are gauge independent, the gauge dependences of the one-loop diagrams and those of the field counterterms precisely cancel, thus rendering the S -matrix elements gauge independent [79]. Conversely, gauge dependent parameter counterterms in general lead to gauge dependent S -matrix elements. Motivated by this, several authors have insisted in recent years on the importance on finding gauge independent parameter counterterms [52, 54, 57, 89].

However, as noted in ref. [56], the circumstance that parameter counterterms are gauge dependent does not by itself ruin the gauge independence of S -matrix elements. In fact, all that is required for S -matrix elements to be gauge independent is that parameter counterterms are *considered* gauge independent. In order to assure the gauge independence of S -matrix elements, indeed, it does not really matter whether the parameter counterterms are truly gauge independent or not; all what is required is that they are considered gauge independent, i.e. that they do not change when the gauge is changed [56, 79].³⁶ But this can be easily implemented by calculating a gauge dependent counterterm in a particular gauge. When calculating observables in other gauges, one must stick to the value of the parameter counterterm in the gauge it was calculated in. Then, the gauge dependence of field counterterms cancels the gauge dependence of the one-loop diagrams, and S -matrix elements will be gauge independent. In face of this, there does not seem to be a clear advantage of true gauge independence in parameter counterterms over considered gauge independence. In both scenarios, S -matrix elements end up being gauge-independent, and both lead to correct relations between physical observables.³⁷

³⁴The divergent part of $\delta\zeta_2$ can be easily calculated by requiring e.g. the process $h_3 \rightarrow \bar{u}u$ to be finite.

³⁵Eq. 5.17 thus provides a simple prescription to fix $\delta\zeta_2$. This simplicity is the reason why we chose this counterterm as independent in all the four combinations discussed above.

³⁶We thank Ansgar Denner for clarifications on this point.

³⁷It goes without saying that, when using considered gauge independent counterterms, one has to make sure that no inconsistencies are introduced (i.e. one must make sure not to change the gauge in the

Now, this procedure is obviously irrelevant when parameter counterterms are truly gauge independent. In the FJTS, this happens for parameter counterterms fixed in either the OSS or the $\overline{\text{MS}}$ schemes.³⁸ However, the method described in the previous paragraph is very convenient for the remaining independent parameter counterterms, which in this model (and according to our choices) consist of those for the CKM matrix elements, those for the independent mixing parameters, and $\delta\zeta_2$ (sections 5.1.5, 5.1.6 and 5.1.7 above, respectively). We thus applied the method in those cases, following the suggestion proposed in ref. [56] of selecting the Feynman gauge as the gauge in which the counterterms are calculated, which avoids artificially large parameters.

6 Results

We now study the behaviour of the different combinations C_i introduced above. This agenda is quite novel in studies of renormalization, due to the mere existence of combinations. In fact, there is usually no such thing as different combinations of independent parameters, as the number of independent renormalized parameters usually equals the number of independent counterterms. The studies of the renormalization of models thus tend to be focused either on the choice of different subtraction schemes for the counterterms, or on the choice of different renormalization scales.³⁹

In our case, the fact that there are more independent counterterms than independent renormalized parameters means that, for the same set of the latter, there can be different combinations of the former. Our goal, then, is to compare those combinations, ascertaining how the choice of one or the other combination (i.e. the choice of one or the other set of independent counterterms) affects the predictions of the theory at NLO.⁴⁰ To do that, we consider three specific NLO processes: the decays of h_2 to ZZ , h_1Z and h_1h_1 .

In the present section, we start by describing both the computational tools and the simulation procedure used to study these decays. Then, we discuss how the decays are influenced by the different combinations C_i . Finally, after presenting the expressions for the one-loop decay widths, we show numerical results that allow to compare the different combinations.

6.1 Computational tools and simulation procedure

The generation of Feynman rules for both the tree-level and the counterterm interactions, the drawing of the Feynman rules and diagrams, and the calculation of one-loop amplitudes, counterterms and one-loop decay widths were all performed with FEYNMASTER 2.

gauge dependent parameter counterterms). In this sense, truly gauge independent counterterms may be preferable. It has been claimed that true gauge independence is a desirable property, as it allows a “more physical interpretation” of non-observable parameters [90]. However, a non-observable parameter is always non-physical anyway; the fact that it is truly gauge independent does not render it any more physical (in whatever physically meaningful way).

³⁸For details, cf. ref. [80].

³⁹Should there be counterterms fixed in a subtraction scheme that introduces a renormalization scale dependence.

⁴⁰In this paper, we restrict ourselves to the four combinations C_i implied in eq. 3.26 and, for a certain combination, to the subtraction schemes proposed in section 5.

These different tasks are discussed in detail in appendix D. FEYNMASTER 2 was also used for two additional tasks. The first was a confirmation that the model is renormalized; by considering processes of the different sectors, we numerically checked that all the counterterms calculated in section 5.1 lead to finite results. The second task was a conversion of the results to **FORT**RAN, which were then numerically evaluated using LOOPTOOLS [91].

For the scatter plots of section 6.4 below, we generated points in the parameter space of the C2HDM, assuming that h_1 corresponds to the SM-like Higgs boson, such that $m_1 = 125$ GeV. We imposed both theoretical and experimental restrictions on the points. From the theory side, we required them to comply with boundeness from below [92], perturbative unitarity [93, 94], vacuum globality [95] and the oblique parameters S , T and U [13]. As for the experimental restrictions, we required points to have a 2σ compatibility with the results coming from different experiments. One of them is $B \rightarrow X_s \gamma$ [96–100], which forces $m_{H^\pm} > 580$ GeV (for the Type II model); the constraints from R_b are also included [96, 101]; concerning the different signals for the SM-like Higgs boson, we required compatibility with the fits presented in ref. [102], whereas exclusion bounds from additional Higgs searches are taken into account via HiggsBounds5 [103]. We also considered experiments that restrict the amount of CP violation of the C2HDM; we used the most stringent limit on the electron EDM, $|d_e| < 1.1 \times 10^{-29} e$ cm at 90% confidence level, provided by the ACME collaboration [104]. The Higgs boson production cross sections were calculated with SusHiv1.6.0 [105, 106]; for the ratio of rates, we followed the procedure described in ref. [31]. Finally, we allowed the not-fixed input parameters from eq. 3.25 to vary according to:

$$-\frac{\pi}{2} \leq \alpha_{1,2,3} < \frac{\pi}{2}, \quad 0.8 \leq \tan \beta \leq 35, \quad 30 \text{ GeV} \leq m_2 < 1 \text{ TeV} , \\ 580 \text{ GeV} \leq m_{H^\pm} < 1 \text{ TeV} , \quad 0 \text{ GeV}^2 \leq m_{12R}^2 < 500000 \text{ GeV}^2. \quad (6.1)$$

6.2 The influence of the different combinations

The renormalized NLO amplitude for the process j (with $j = \{h_2 \rightarrow ZZ, h_2 \rightarrow h_1 Z, h_2 \rightarrow h_1 h_1\}$), which we represent as $\hat{\mathcal{M}}_j$, can generically be written as:

$$\hat{\mathcal{M}}_j = \mathcal{M}_j^{\text{tree}} + \hat{\mathcal{M}}_j^{\text{loop}}, \quad (6.2)$$

where $\mathcal{M}_j^{\text{tree}}$ and $\hat{\mathcal{M}}_j^{\text{loop}}$ respectively represent the tree-level amplitude and the renormalized one-loop amplitude, the latter of which can in turn be split according to:

$$\hat{\mathcal{M}}_j^{\text{loop}} = \mathcal{M}_j^{\text{loop}} + \mathcal{M}_j^{\text{CT}}, \quad (6.3)$$

where the terms on the right-hand side represent the non-renormalized one-loop amplitude and the counterterms, respectively. Here, $\mathcal{M}_j^{\text{CT}}$ includes all the counterterms that, after expanding the bare quantities into renormalized plus counterterm, end up contributing to the process j . Now, the set of counterterms that constitute $\mathcal{M}_j^{\text{CT}}$ is just a consequence of such an expansion, and is the same for all the combinations C_i . The differences between the combinations start when the counterterms are to be given an expression, since the latter in general depend on the combination. For example, suppose that $\delta\zeta_1$ contributes

to $\mathcal{M}_j^{\text{CT}}$; recalling eq. 3.26, it is clear that the expression for this counterterm depends on C_i . Indeed, in C_4 , $\delta\zeta_1$ is an independent counterterm, so that it is determined by eq. 5.16. In the remaining combinations, in contrast, $\delta\zeta_1$ is dependent, which means that it is determined by a function (which in general depends on the particular combination at stake) of independent counterterms. As a consequence, $\mathcal{M}_j^{\text{CT}}$ will in general have different values according to the combination C_i chosen. In this way, the different C_i in general lead to different predictions for the renormalized NLO amplitudes.

At this point, it is worth noting that, in a renormalized function such that all its counterterms are fixed through OSS or other momentum-dependent subtraction schemes, the dependence on the renormalization scale μ_R drops out.⁴¹ Conversely, if there is at least a counterterm which is fixed in $\overline{\text{MS}}$, such counterterm will not cancel the dependence of the non-renormalized function on the renormalization scale, so that the renormalized function at stake will depend on μ_R . In section 5.1, all independent counterterms were fixed through a momentum-dependent subtraction scheme, except for $\delta\mu^2$ and (whenever it is independent) $\delta\zeta_1$.⁴² These exceptions will be quite relevant for the impact of the different combinations on the three processes j introduced above.

In order to better illustrate such impact, we show in table 3 all the independent counterterms contributing to the different $\mathcal{M}_j^{\text{CT}}$, for the four combinations C_i .⁴³ Some comments are in order. First, in all three processes, the complete set of independent counterterms always depends on the combination C_i (note that the last four columns of the table reflect eq. 3.26). Moreover, processes $h_1 \rightarrow ZZ$ and $h_2 \rightarrow h_1 Z$ should have no scale dependence in C_1 , C_2 and C_3 , since they do not involve any counterterm fixed in $\overline{\text{MS}}$ in those combinations. By contrast, the combination C_4 in all processes is expected to lead to scale dependent results, as it includes the $\overline{\text{MS}}$ -fixed $\delta\zeta_1$. Finally, process $h_2 \rightarrow h_1 h_1$ depends on $\delta\mu^2$, so that we expect scale dependence in all combinations of that process.

6.3 Decay widths

Using FEYNMASTER 2, the expressions for the renormalized NLO decay width Γ_j^{NLO} for the process j can be easily calculated from the renormalized NLO amplitude $\hat{\mathcal{M}}_j$. We assume

⁴¹A simple way to see this is to note that, in a one-loop integral calculated through dimensional regularization, the UV divergent term ($\frac{2}{\epsilon}$) and the renormalization scale dependent term ($\ln \mu_R^2$) always come together ($\frac{2}{\epsilon} + \ln \mu_R^2$). Now, a momentum-dependent subtraction scheme is such that the counterterms are defined as a function of a one-loop integral evaluated at a specific momentum. Thus, since neither $\frac{2}{\epsilon}$ nor $\ln \mu_R^2$ depend on the momentum, the counterterms will contain both. And just as they (i.e. the counterterms) assure that the renormalized function is UV finite (i.e. assure that the $\frac{2}{\epsilon}$ of the counterterms cancel against that of the original one-loop integral), they also assure that it does not depend on the renormalization scale (i.e. the $\ln \mu_R^2$ cancel). A final note: the renormalization scale μ_R should not be confused with the parameter μ^2 introduced in eq. 2.45.

⁴²Whenever $\delta\zeta_1$ is fixed in $\overline{\text{MS}}$, $\delta\zeta_2$ will also be (cf. eq. 5.18).

⁴³These counterterms are fixed according to the prescriptions presented in section 5.1. We should mention that $\delta\zeta_2$ contributes to all processes, in all combinations; and since it is an independent counterterm, it should in principle be included in table 3. However, we fixed it by reference to $\delta\zeta_1$ (recall eq. 5.18), which is only independent in C_4 . In the remaining combinations, the counterterms which $\delta\zeta_1$ depends on are already accounted for in the table. Hence, for the sake of clarity, we do not show $\delta\zeta_2$.

Process j	Common to all the C_i	C_1	C_2	C_3	C_4
$h_2 \rightarrow ZZ$	$\delta Z_e, \delta m_W^2, \delta m_Z^2, \delta\alpha_1, \delta\alpha_2, \delta\alpha_3, \delta\beta,$ $\delta Z_{ZZ}, \delta Z_{h_1 h_2}, \delta Z_{h_2 h_2}, \delta Z_{h_3 h_2}$	$\delta\alpha_5$	$\delta\alpha_4$	$\delta\alpha_0$	$\delta\zeta_1$
$h_2 \rightarrow h_1 Z$	$\delta Z_e, \delta m_W^2, \delta m_Z^2, \delta\alpha_1, \delta\alpha_2, \delta\alpha_3, \delta\beta, \delta Z_{ZZ},$ $\delta Z_{h_1 h_1}, \delta Z_{h_2 h_2}, \delta Z_{h_3 h_1}, \delta Z_{h_3 h_2}, \delta Z_{G_0 h_1}, \delta Z_{G_0 h_2}$	$\delta\alpha_5$	$\delta\alpha_4$	$\delta\alpha_0$	$\delta\zeta_1$
$h_2 \rightarrow h_1 h_1$	$\delta Z_e, \delta m_W^2, \delta m_Z^2, \delta\alpha_1, \delta\alpha_2, \delta\alpha_3, \delta\beta, \delta m_1^2,$ $\delta m_2^2, \delta\mu^2, \delta Z_{h_1 h_1}, \delta Z_{h_1 h_2}, \delta Z_{h_2 h_1}, \delta Z_{h_2 h_2},$ $\delta Z_{h_3 h_1}, \delta Z_{h_3 h_2}, \delta Z_{G_0 h_1}, \delta Z_{G_0 h_2}$	$\delta\alpha_5$	$\delta\alpha_4$	$\delta\alpha_0$	$\delta\zeta_1$

Table 3: Total set of independent counterterms contributing to $\mathcal{M}_j^{\text{CT}}$ for the combinations C_i . For each process j , the counterterms are separated in two groups: those that are common to all the four combinations (second column), and those that are specific to each combination (last four columns).

that all external particles are on-shell (OS). The final expressions are considerably clear, as long as they are written in terms of form factors.⁴⁴

We start with the decay $h_2 \rightarrow ZZ$. Defining the momenta and Lorentz indices such that $h_2(p_1) \rightarrow Z^\nu(q_1)Z^\sigma(q_2)$, we have:

$$\mathcal{M}_{h_2 \rightarrow ZZ}^{\text{tree}} = \varepsilon_\nu^*(q_1) \varepsilon_\sigma^*(q_2) f_3^{\text{tree}} g^{\nu\sigma}, \quad (6.4a)$$

$$\hat{\mathcal{M}}_{h_2 \rightarrow ZZ}^{\text{loop}} = \varepsilon_\nu^*(q_1) \varepsilon_\sigma^*(q_2) \left(f_3 g^{\nu\sigma} + f_6 p_1^\nu p_1^\sigma + f_9 p_1^\nu q_1^\sigma + f_{24} p_1^\sigma q_2^\nu + f_{27} q_1^\sigma q_2^\nu \right. \\ \left. + f_{33} p_1^\omega q_1^\nu \epsilon^{\nu\sigma\omega\nu} + f_{15} p_1^\sigma q_1^\nu + f_{18} q_1^\nu q_1^\sigma + f_{21} q_1^\nu q_2^\sigma \right), \quad (6.4b)$$

where the different f_k correspond to form factors.⁴⁵ These in general contain contributions from the counterterms, so that they will in general have different values in the different combinations. The form factors f_{15} , f_{18} and f_{21} do not contribute, since the fact that the Z bosons are OS implies $\varepsilon_\nu^*(q_1) q_1^\nu = \varepsilon_\sigma^*(q_2) q_2^\sigma = 0$. The decay width is:

$$\Gamma_{h_2 \rightarrow ZZ}^{\text{NLO}} = \frac{\sqrt{m_2^4 - 4m_2^2 m_Z^2}}{128 \pi m_2^3 m_Z^4} f_3^{\text{tree}} \left\{ (m_2^4 - 4m_2^2 m_Z^2 + 12m_Z^4) (f_3^{\text{tree}} + 2 \text{Re}[f_3]) \right. \\ \left. + m_2^2 (m_2^4 - 6m_2^2 m_Z^2 + 8m_Z^4) \text{Re}[f_6 + f_9 + f_{24} + f_{27}] \right\}. \quad (6.5)$$

As for the decay $h_2 \rightarrow h_1 Z$, we define the momenta and Lorentz indices such that $h_2(p_1) \rightarrow h_1(q_1)Z^\sigma(q_2)$, so that

$$\mathcal{M}_{h_2 \rightarrow h_1 Z}^{\text{tree}} = \varepsilon_\sigma^*(q_2) \left(f_{10}^{\text{tree}} q_1^\sigma + f_{12}^{\text{tree}} p_1^\sigma \right), \quad (6.6a)$$

⁴⁴In what follows, we follow the conventions of FEYNMASTER 2; we omit the Feynman diagrams, as well as the expressions for the form factors.

⁴⁵We identify tree-level form factors with the superscript ‘tree’. The form factor f_{33} corresponds to the CP-violating component predicted in ref. [41]. It turns out that it does not contribute to $\Gamma_{h_2 \rightarrow ZZ}^{\text{NLO}}$, as can be seen in eq. 6.5.

$$\hat{\mathcal{M}}_{h_2 \rightarrow h_1 Z}^{\text{loop}} = \varepsilon_\sigma^*(q_2) \left(f_{10} q_1^\sigma + f_{11} q_2^\sigma + f_{12} p_1^\sigma \right), \quad (6.6b)$$

but, as the Z boson is OS, f_{11} does not contribute. The decay width is:

$$\Gamma_{h_2 \rightarrow h_1 Z}^{\text{NLO}} = \frac{1}{64 \pi m_2^3 m_Z^2} \left(m_1^4 + m_2^4 + m_Z^4 - 2 m_1^2 m_2^2 - 2 m_1^2 m_Z^2 - 2 m_2^2 m_Z^2 \right)^{3/2} \times \left\{ |f_{10}^{\text{tree}} + f_{12}^{\text{tree}}|^2 + 2 \text{Re} \left[(f_{10}^{\text{tree}} + f_{12}^{\text{tree}}) (f_{10}^* + f_{12}^*) \right] \right\}. \quad (6.7)$$

Finally, the decay $h_2 \rightarrow h_1 h_1$ is such that the renormalized NLO amplitude is simply given by:

$$\hat{\mathcal{M}}_{h_2 \rightarrow h_1 h_1} = \mathcal{M}_{h_2 \rightarrow h_1 h_1}^{\text{tree}} + \mathcal{M}_{h_2 \rightarrow h_1 h_1}^{\text{loop}} = f_1^{\text{tree}} + f_1, \quad (6.8)$$

and the decay width is:

$$\Gamma_{h_2 \rightarrow h_1 h_1}^{\text{NLO}} = \frac{\sqrt{m_2^4 - 4 m_1^2 m_2^2}}{32 \pi m_2^3} f_1^{\text{tree}} (f_1^{\text{tree}} + 2 \text{Re}[f_1]). \quad (6.9)$$

6.4 Numerical results

At last, we investigate the behaviour of the different combinations on the decay widths using numerical results. First and foremost, we checked that all combinations in all processes lead to gauge independent decay widths. This is in agreement with the discussion presented in section 5.2, and validates the simple prescription for the renormalization of mixing parameters proposed in section 5.1.6.

We compare the different combinations by ascertaining how their results affect the numerical stability of the perturbative expansion. If perturbation theory is to be trusted, higher orders should contribute with smaller corrections. In particular, the NLO results should generate small corrections when compared to the LO ones. This leads us to define the quantity [57, 107]:

$$\Delta \Gamma_j \equiv \frac{\Gamma_j^{\text{NLO}} - \Gamma_j^{\text{LO}}}{\Gamma_j^{\text{LO}}}, \quad (6.10)$$

where Γ_j^{LO} represents the decay width at LO for the process j .

In figure 1, we show $\Delta \Gamma_{h_2 \rightarrow ZZ}$ in percentage as a function of $\Gamma_{h_2 \rightarrow ZZ}^{\text{LO}}$ for the combination C_1 . Several aspects should be stressed here. First if all, we checked numerically that the results are invariant under the renormalization scale, as expected from the discussion of section 6.2. Besides, the plot shows that **HiggsBounds-5** hinders points with large values of Γ^{LO} ; this is consistent with the fact that, had $h_2 \rightarrow ZZ$ a large value of Γ^{LO} , h_2 would probably already have been discovered by now. The majority of points passing all constraints thus obey $\Gamma^{\text{LO}} < 0.7$ GeV; points with Γ^{LO} almost up to 0.8 GeV are still allowed, albeit very scarcely (a stringent fine tuning is required). All in all, the points describe a smooth and well-behaved pattern; in particular, there is no region of parameter space generating singularities in $\Delta \Gamma$. Finally, although there are points with small $\Delta \Gamma$ for all allowed values of Γ^{LO} —indicating that, for those points, perturbation theory is valid—, larger values of $\Delta \Gamma$ are also possible for smaller values of Γ^{LO} .⁴⁶ For those points, one

⁴⁶From eq. 6.10, larger values of $\Delta \Gamma$ are expected for smaller values of Γ^{LO} .

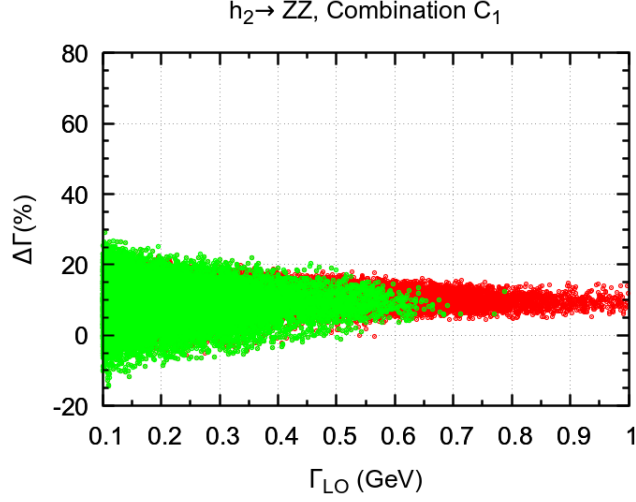


Figure 1: $\Delta\Gamma_{h_2 \rightarrow ZZ}$ in percentage as a function of $\Gamma_{h_2 \rightarrow ZZ}^{\text{LO}}$, for the combination C_1 . Only the interval $0.1 \text{ GeV} < \Gamma^{\text{LO}} < 1 \text{ GeV}$ is shown. In red/dark-gray, points passing all constraints except HiggsBounds-5; in green/gray, points passing all constraints.

would in principle need to calculate the following order in perturbation theory to check whether or not a perturbative description is possible.

Similar to figure 1 are the two panels of figure 2, where we show equivalent results for the combinations C_2 and C_3 . We checked that, as before, there is no scale dependence.

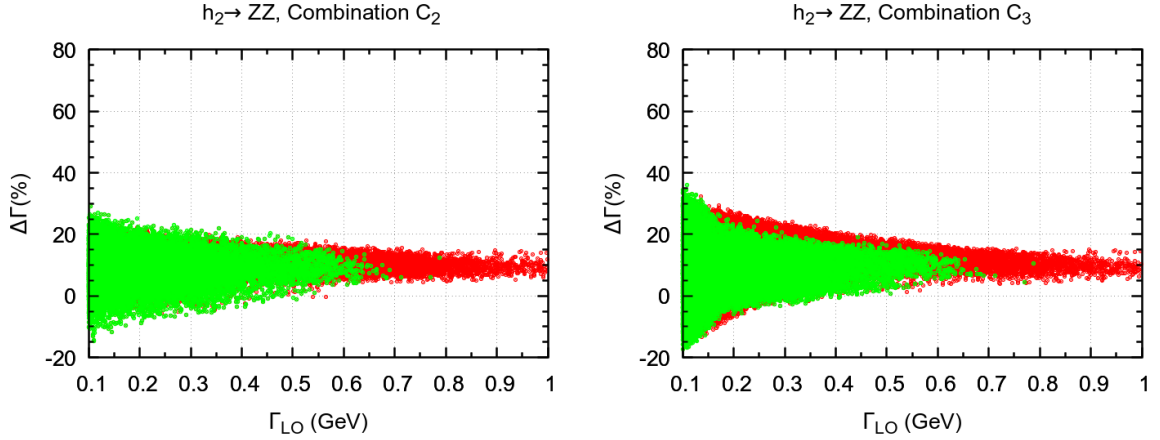


Figure 2: $\Delta\Gamma_{h_2 \rightarrow ZZ}$ in percentage as a function of $\Gamma_{h_2 \rightarrow ZZ}^{\text{LO}}$, for the combinations C_2 (left) and C_3 (right). Only the interval $0.1 \text{ GeV} < \Gamma^{\text{LO}} < 1 \text{ GeV}$ is shown. The color conventions are those of figure 1.

The values of $\Delta\Gamma_{h_2 \rightarrow ZZ}$ are essentially the same as in figure 1; moreover, we find the same smooth pattern in the points. This allows us to attest the quality of our prescription for the determination of the counterterms for the mixing parameters, proposed in section 5.1.6.⁴⁷ Indeed, from table 3, the combinations C_1 , C_2 and C_3 for the process $h_2 \rightarrow ZZ$,

⁴⁷Except for $\delta\zeta_a$, which we do not investigate in this paper.

besides depending all on $\delta\beta$, $\delta\alpha_1$, $\delta\alpha_2$ and $\delta\alpha_3$, depend individually on $\delta\alpha_5$, $\delta\alpha_4$ and $\delta\alpha_0$, respectively. Then, by considering figures 1 and 2, we conclude that all these counterterms lead to well-behaved results. Actually, not only are the results all well-behaved, but they are also very similar. This is consistent with the circumstance that $\delta\alpha_5$, $\delta\alpha_4$ and $\delta\alpha_0$ were all determined via symmetry relations, so that one would expect similar behaviours from the different lines of eqs. 5.12. All in all, then, the combinations C_1 , C_2 and C_3 are essentially equivalent for the process $h_2 \rightarrow ZZ$.

The results for C_4 are shown in figure 3. Here, as expected from the discussion of section

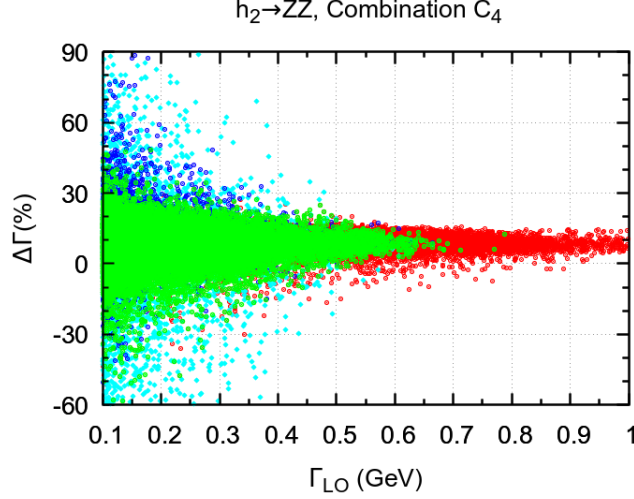


Figure 3: $\Delta\Gamma_{h_2 \rightarrow ZZ}$ in percentage as a function of $\Gamma_{h_2 \rightarrow ZZ}^{\text{LO}}$, for the combination C_4 . Only the interval $0.1 \text{ GeV} < \Gamma^{\text{LO}} < 1 \text{ GeV}$ is shown. In red/dark-gray, points with $\mu_R = 350 \text{ GeV}$ passing all constraints except HiggBounds-5. The remaining colors represent different values of the renormalization scale for points passing all the constraints: in cyan/light-gray, $\mu_R = 125 \text{ GeV}$; in green/gray, $\mu_R = 350 \text{ GeV}$; in blue/black, $\mu_R = 700 \text{ GeV}$.

6.2, the results depend on the renormalization scale μ_R . We plot three different scales, for points passing all constraints. It is clear that the lighter scale leads to a big dispersion in the values of $\Delta\Gamma$, and that the intermediate scale leads to the most stable results. For $\Gamma_{h_2 \rightarrow ZZ}^{\text{LO}} \gtrsim 0.4 \text{ GeV}$, these turn out to be quite similar to those of the points passing all constraints in the remaining combinations: the ranges of values of $\Delta\Gamma$ are essentially the same, and the same well-behaved pattern is observed. This could hardly be expected from the expressions for the different counterterms; not only is the specific counterterm in C_4 ($\delta\zeta_1$) fixed through a method completely different from the one used to fix the specific counterterms of the combinations C_1 , C_2 and C_3 ($\delta\alpha_5$, $\delta\alpha_4$ and $\delta\alpha_0$, respectively), but the role of counterterms is also different: $\delta\zeta_1$ is a counterterm for a phase of the potential, whereas $\delta\alpha_5$, $\delta\alpha_4$ and $\delta\alpha_0$ are counterterms for mixing parameters. For smaller values of $\Gamma_{h_2 \rightarrow ZZ}^{\text{LO}}$, however, and whichever the scale chosen, C_4 leads to more unstable results than the remaining combinations.

In figure 4, we show the results for the decay $h_2 \rightarrow h_1 Z$, for the four combinations. The conclusions are similar to the ones for $h_2 \rightarrow ZZ$, which we just discussed. In particular, the

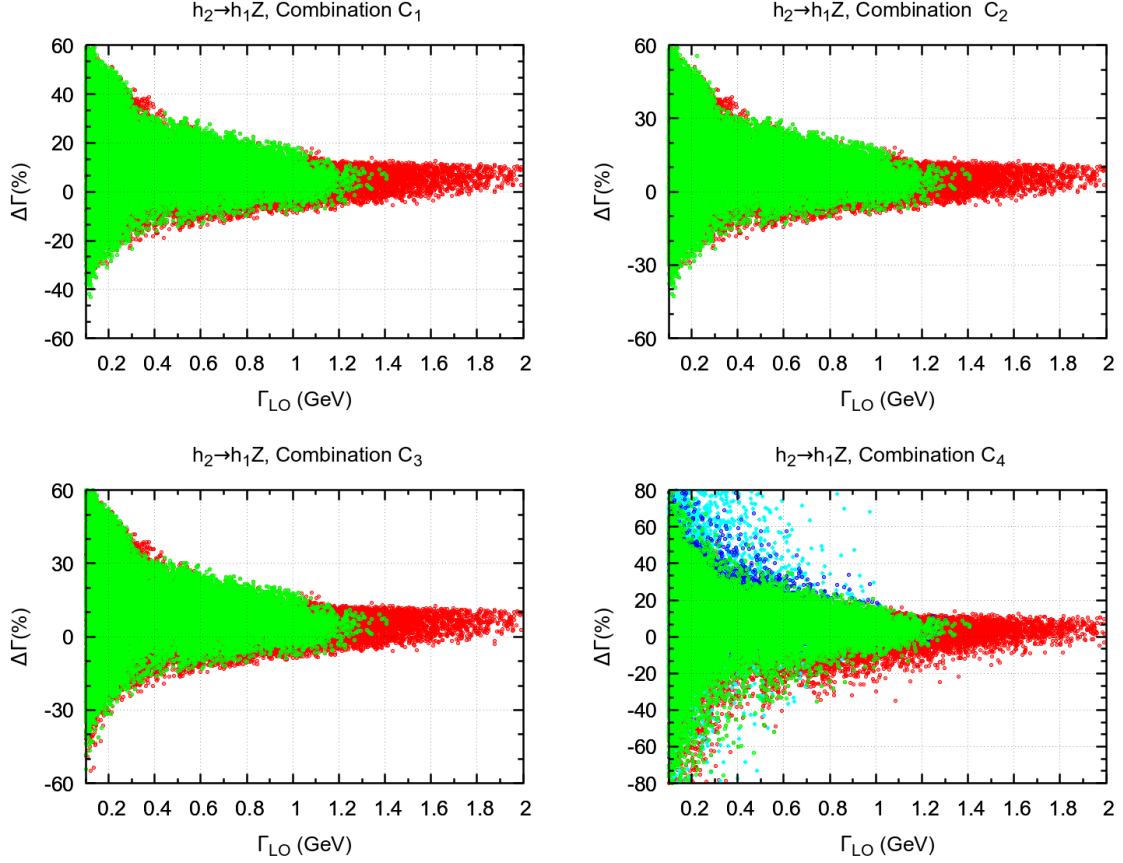


Figure 4: $\Delta\Gamma_{h_2 \rightarrow h_1 Z}$ in percentage as a function of $\Gamma_{h_2 \rightarrow h_1 Z}^{\text{LO}}$, for the combinations C_1 (top left), C_2 (top right), C_3 (down left) and C_4 (down right). Only the interval $0.1 \text{ GeV} < \Gamma^{\text{LO}} < 2 \text{ GeV}$ is shown. The color conventions for C_1 , C_2 and C_3 are those of figure 1, whereas for C_4 are those of figure 3.

combinations C_1 , C_2 and C_3 are scale independent, whereas C_4 is scale dependent (in which case the intermediate scale is again the most stable one); **HiggBounds-5** hampers points with large values of Γ^{LO} , and all points passing all constraints in the four combinations show a similar and well-behaved pattern. Broadly speaking, these points are similar to the equivalent ones in $h_2 \rightarrow ZZ$ (except that, for small values of $\Gamma_{h_2 \rightarrow h_1 Z}^{\text{LO}}$, there are valid points with larger values—in modulus—of $\Delta\Gamma$, especially for C_4). This similarity is expected from table 3, which shows that the only difference in the set of independent counterterms contributing to the two decays concerns field counterterms; but since all field counterterms are fixed through the same method (namely, OSS), it is not surprising that the two processes turn out to lead to similar NLO corrections.

In figure 5, we show the results for $h_2 \rightarrow h_1 h_1$, for the four combinations. Here, as predicted in section 6.2 above, all combinations are scale dependent, due to the contribution of the counterterm $\delta\mu^2$; we plot the intermediate scale only, which we checked is again the most stable one. The four combinations lead to similar results; a well-behaved pattern is once

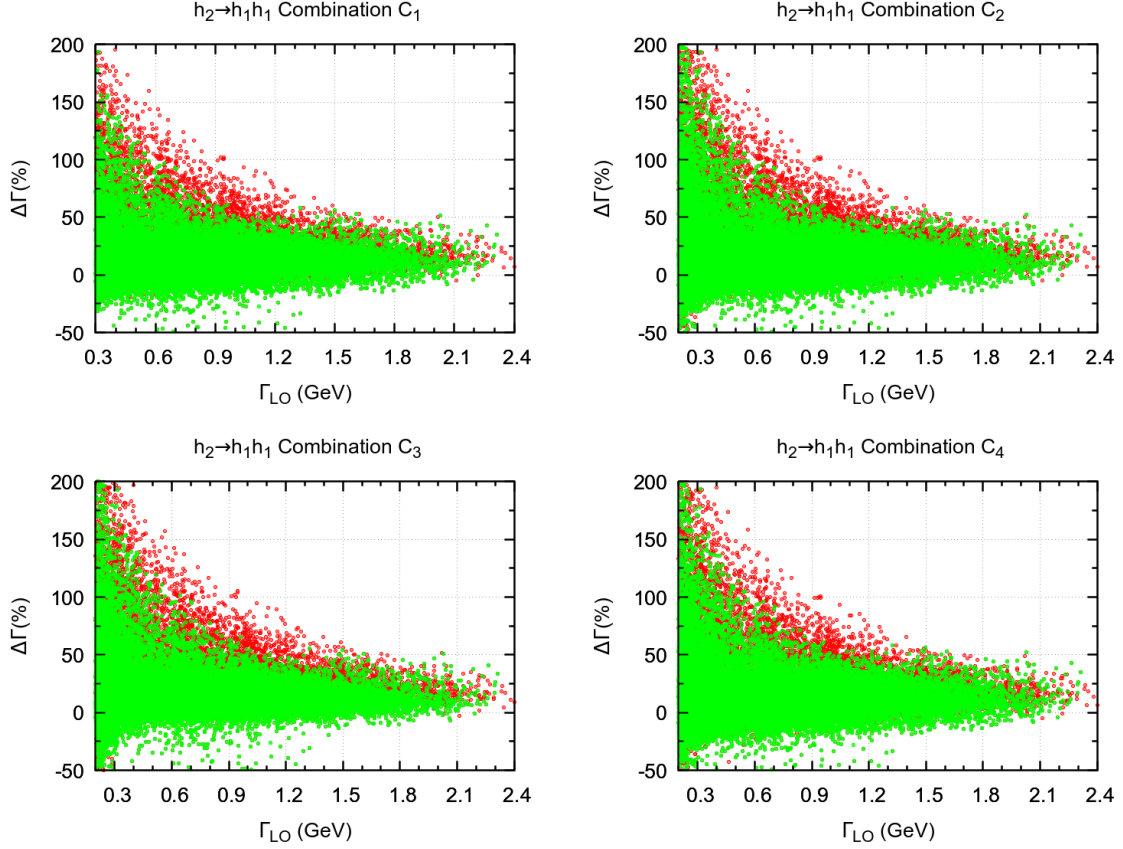


Figure 5: $\Delta\Gamma_{h_2 \rightarrow h_1 h_1}$ in percentage as a function of $\Gamma_{h_2 \rightarrow h_1 h_1}^{\text{LO}}$, for the combinations C_1 (top left), C_2 (top right), C_3 (down left) and C_4 (down right). Only the interval $0.1 \text{ GeV} < \Gamma^{\text{LO}} < 2.4 \text{ GeV}$ is shown. All points correspond to $\mu_R = 350 \text{ GeV}$; the color conventions are those of figure 1.

again to be observed in all of them. In contrast to what happened previously, HiggBounds-5 does not preclude points with large values of $\Gamma_{h_2 \rightarrow h_1 h_1}^{\text{LO}}$; we checked that these points lead to small values of $\Gamma_{h_2 \rightarrow ZZ}^{\text{LO}}$ and $\Gamma_{h_2 \rightarrow h_1 Z}^{\text{LO}}$, and that only large values of these would be excluded by the experimental results. Moreover, values of $\Delta\Gamma$ as high as 40% are allowed for all the region of allowed points in all combinations. We found that more stable results can be obtained by requiring smaller values for the different λ_i (parameters of the potential), as can be seen in figure 6 for the combination C_1 , where we constrained $|\lambda_i| < 2$ for all λ_i . This can be explained by the circumstance that smaller values for the λ_i correspond to a more stringent constraint regarding the tree-level perturbative unitarity. Hence, it is not surprising that such values lead to a more stable perturbative expansion [54, 107].

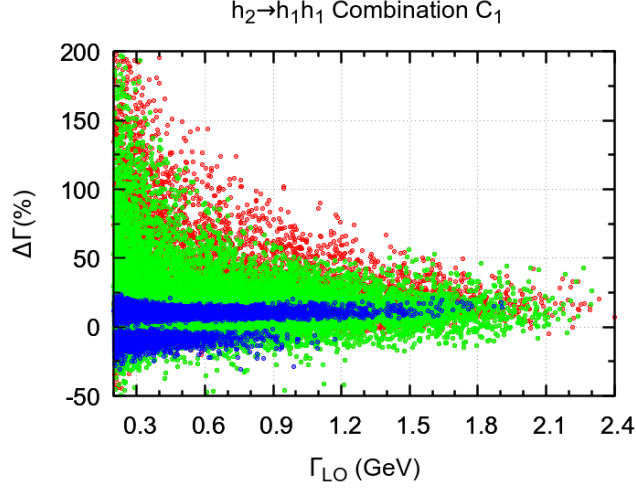


Figure 6: Identical to figure 5 top left, except that blue/black points are included, satisfying all constraints and, additionally, $|\lambda_i| < 2$ (see text for details).

7 Conclusions

We presented the renormalization of the C2HDM, which is one of the simplest models containing an extended scalar sector with CP violation. We showed in detail how the presence of CP violation in the scalar sector leads to a rather peculiar program of renormalization, due to two main reasons. First, several non-physical parameters must be introduced in order to assure the generation of the necessary counterterms. This happens in such a way that, once the counterterms are obtained, the corresponding renormalized parameters are not needed and can be rephased away. Second, for the same set of independent physical parameters, multiple combinations C_i of independent counterterms can be chosen. It thus becomes relevant to study the impact of different combinations on observables.

We considered four combinations and applied them to three specific one-loop decays of h_2 ; the first three combinations choose as independent a counterterm for a mixing parameter, and they fix it through symmetry relations, whereas C_4 takes a parameter of the potential as independent, and fixes it through $\overline{\text{MS}}$ —thus yielding a dependence on the renormalization scale μ_R . We checked that all combinations in all processes lead to gauge-independent and well-behaved results, which validates the prescriptions used to fix the counterterms. For all processes, we found that the combination C_4 leads (at least for some values of μ_R and of the LO decay width) to results very similar to those of the remaining combinations. Among the points passing all constraints in all processes, one finds regions in the four combinations that lead to a numerical stability of the perturbative expansion; points leading to large NLO corrections are also allowed, in which case the results of higher orders should be investigated.

We stressed several aspects related to an adequate treatment of the C2HDM when considered up to one-loop level. We used the Fleischer-Jegerlehner tadpole scheme to assure the selection of the true vev; this was the first time that this scheme was applied to a model

with CP violation in scalar sector (and thus to a model with generally complex vevs). We discussed the renormalization of a field whose mass is a dependent parameter. We showed that the OSS conditions in the fermion sector leave some freedom, which can be used to define complex counterterms for the fermion masses. We proposed a simple and easily generalizable prescription to calculate counterterms for mixing parameters, which assures that observables are gauge independent. Finally, FEYNMASTER 2 was shown to be an ideal tool for renormalizing models such as the C2HDM and study them at NLO, since it calculates a multiplicity of crucial elements—Feynman rules, counterterms, one-loop amplitudes, decay widths, etc.—in a simultaneously automatic and flexible way. Both FEYNMASTER 2 and the model file for the C2HDM can be downloaded at:

<https://porthos.tecnico.ulisboa.pt/FeynMaster/>

Given its pioneering character, this work opens the door to an exploration of precise predictions in the C2HDM, as well as to the renormalization of models with CP violation in the scalar sector. One interesting direction of future investigation concerns processes in the C2HDM with external h_3 fields, whose pole mass is in general different from the renormalized mass.

Acknowledgments

D.F. is especially grateful to Ansgar Denner for many valuable discussions. Both authors also thank Augusto Barroso, Luís Lavoura, Rui Santos, Vladyslav Shtabovenko and João P. Silva for discussions. This work is supported by projects CFTP-FCT Unit 777 (UID/FIS/00777/2013 and UID/FIS/00777/2019), and PTDC/FIS-PAR/ 29436/2017, which are partially funded through POCTI (FEDER), COMPETE, QREN and EU. D.F. is also supported by the Portuguese *Fundação para a Ciência e Tecnologia* under the project SFRH/BD/135698/2018.

A OSS and dependent masses

The on-shell subtraction (OSS) scheme, originally proposed in ref. [83], has become one of the most common subtraction schemes in the renormalization of gauge theories, having been recurrently described and used by many authors [44–47, 78, 81, 108]. In this appendix, we present a clear and simple description of the one-loop renormalization conditions that characterize the OSS scheme, explaining how they allow to derive the mass and field counterterms. We consider both the scenario with no mixing of fields, as well as that with mixing; we also study the scenarios where a dependent mass prevents the application of the OSS conditions, and we show how the counterterms are determined in those cases. This appendix can thus be seen as an introduction to sections 5.1.1 to 5.1.3 above.

We will assume scalar particles, for simplicity; in the case of fermions and gauge bosons, the 2-point functions must be projected onto (i.e. multiplied by) physical states: the spinor $u(p)$ for fermions and the polarization vector $\varepsilon_\mu(k)$ for gauge bosons.

A.1 No mixing, independent mass

We start with the simplest case: a generic single scalar neutral field of a generic theory. Suppose a real scalar field ϕ with mass m , such that:

$$\mathcal{L} \ni -\frac{1}{2}\phi\Box\phi - \frac{1}{2}m^2\phi^2. \quad (\text{A.1})$$

We assume that m is an independent parameter, i.e. that it is not written in terms of other parameters. When considering the theory up to one-loop level, we follow the usual procedure, namely: we identify the tree-level quantities as bare ones, and split them into renormalized quantities and counterterms,

$$m_{(0)}^2 = m_{\text{R}}^2 + \delta m^2, \quad \phi_{(0)} = \phi + \frac{1}{2}\delta Z_\phi\phi. \quad (\text{A.2})$$

Note that we explicitly represent the renormalized mass m_{R} with an index R. Moreover, no mixed fields counterterms are introduced, since we are assuming that ϕ mixes with no other field at one-loop. Identifying the up-to-one-loop 2-point function with Γ and the one-loop 2-point function with Σ , we have:

$$\hat{\Gamma}(p^2) = p^2 - m_{\text{R}}^2 + \hat{\Sigma}(p^2), \quad (\text{A.3})$$

where the caret means ‘renormalized’. Then, expanding the bare version of eq. A.1 with eq. A.2, we find:⁴⁸

$$\hat{\Sigma}(p^2) = \Sigma(p^2) + (p^2 - m_{\text{R}}^2)\delta Z_\phi - \delta m^2. \quad (\text{A.4})$$

Now, the pole mass m_{P} is defined as the value of the momentum for which $\hat{\Gamma}(p^2)$ is zero, that is:⁴⁹

$$\widetilde{\text{Re}}\hat{\Gamma}(m_{\text{P}}^2) = m_{\text{P}}^2 - m_{\text{R}}^2 + \widetilde{\text{Re}}\hat{\Sigma}(m_{\text{P}}^2) = 0. \quad (\text{A.5})$$

This allows us to see how the OSS conditions fix the counterterms δm^2 and δZ_ϕ . In the case we are considering (a single field), there are only two such conditions. The first one simply states that the renormalized mass is equal to the pole mass,

$$m_{\text{R}} \stackrel{\text{OSS}}{=} m_{\text{P}}, \quad (\text{A.6})$$

thus giving a physical meaning to the renormalized mass. In that case, eq. A.5 implies:

$$\widetilde{\text{Re}}\hat{\Gamma}(m_{\text{R}}^2) \stackrel{\text{OSS}}{=} 0, \quad (\text{A.7})$$

which, together with eqs. A.3 and A.4, fixes δm^2 to:

$$\delta m^2 \stackrel{\text{OSS}}{=} \widetilde{\text{Re}}\Sigma(m_{\text{R}}^2). \quad (\text{A.8})$$

⁴⁸Recall that, as seen in eq. 4.13, the non-renormalized one-loop 2-point function $\Sigma(p^2)$ in general includes diagrams with one-loop tadpoles if the FJTS is adopted.

⁴⁹We are using the definition of *real* pole mass (also known as Breit-Wigner mass), where m_{P} is real as a consequence of the fact that we are considering the real part of $\hat{\Sigma}(m_{\text{P}}^2)$. This is what is done in the traditional OSS scheme [44, 47]. We are using the operator $\widetilde{\text{Re}}$ (and not Re), which neglects the imaginary—also called absorptive—parts of loop integrals, while keeping the imaginary parts of complex parameters. The use of $\widetilde{\text{Re}}$ in the renormalization conditions is also common practice in the traditional OSS scheme.

One should not confuse eqs. A.5 and A.7: the former is the definition of the pole mass, valid in every subtraction scheme. In contrast, eq. A.7 is specific of OSS, and results from the application of the OSS condition A.6 to eq. A.5.

The second OSS condition takes the (renormalized, real) residue of the renormalized propagator at the pole mass,

$$\hat{R} \equiv \lim_{p^2 \rightarrow m_P^2} (-i)(p^2 - m_P^2) \widetilde{\text{Re}} \hat{G}(p^2) = \lim_{p^2 \rightarrow m_P^2} (-i)(p^2 - m_P^2) \widetilde{\text{Re}} \left[i \hat{\Gamma}^{-1}(p^2) \right], \quad (\text{A.9})$$

and sets it to one. Actually, one usually sets the inverse of the residue equal to one, which means:⁵⁰

$$\lim_{p^2 \rightarrow m_R^2} \frac{1}{p^2 - m_R^2} \widetilde{\text{Re}} \hat{\Gamma}(p^2) \stackrel{\text{OSS}}{=} 1. \quad (\text{A.10})$$

Then, using eqs. A.3 and A.4, as well as L'Hôpital's rule, the expression for δZ_ϕ follows:

$$\delta Z_\phi \stackrel{\text{OSS}}{=} - \widetilde{\text{Re}} \left. \frac{\partial \Sigma(p^2)}{\partial p^2} \right|_{p^2=m_R^2}. \quad (\text{A.11})$$

A.2 No mixing, dependent mass

If we suppose instead that the bare mass $m_{(0)}$ is a dependent parameter, then both the renormalized mass m_R and the counterterm δm^2 are also dependent, i.e. fixed.⁵¹ Now, since m_R is fixed, it cannot be set to be equal to the pole mass m_P , so that the first OSS condition cannot be used. In that case, then, the two masses will in general be different, and eq. A.5 (which is always valid) assures that their difference is of one-loop order. But this means that, to first order in perturbation theory, m_P^2 can be replaced by m_R^2 when m_P^2 is an argument of a one-loop function. In particular, the relation

$$\widetilde{\text{Re}} \hat{\Sigma}(m_P^2) = \widetilde{\text{Re}} \hat{\Sigma}(m_R^2) \quad (\text{A.12})$$

is valid to first order, so that eqs. A.5 and A.4 imply, to that order,

$$m_P^2 = m_R^2 - \widetilde{\text{Re}} \Sigma(m_R^2) + \delta m^2. \quad (\text{A.13})$$

Hence, the pole mass is completely determined.⁵²

Just as in the case of the independent mass, δZ_ϕ can be fixed by setting the residue equal to one. Only, one must be careful with the fact that m_P^2 is different from m_R^2 . Inserting eqs. A.3 and A.4 inside eq. A.9, equating the latter to one, using L'Hôpital's rule and the relation

$$\widetilde{\text{Re}} \left. \frac{\partial \hat{\Sigma}(p^2)}{\partial p^2} \right|_{p^2=m_P^2} = \widetilde{\text{Re}} \left. \frac{\partial \hat{\Sigma}(p^2)}{\partial p^2} \right|_{p^2=m_R^2}, \quad (\text{A.14})$$

⁵⁰In this equation, m_P and m_R can be used indifferently, as they are chosen to be the same in OSS.

⁵¹The case of dependent masses is common in the minimal supersymmetric extension of the SM (MSSM); see e.g. ref. [109].

⁵²Note that m_P^2 is finite, as it should be. A simple way to see this is to recall that the divergent parts of counterterms must be the same whichever the subtraction scheme chosen. Then, the divergent part of the left-hand side of eq. A.8 is equal to that of the right-hand side, for all subtraction schemes. Therefore, the divergent parts of the right-hand side of eq. A.13 cancel.

which holds to first order, we find:

$$\delta Z_\phi = -\widetilde{\text{Re}} \left. \frac{\partial \Sigma(p^2)}{\partial p^2} \right|_{p^2=m_{\text{R}}^2}, \quad (\text{A.15})$$

which is precisely the same as the field counterterm fixed through OSS in the case of the independent mass, eq. A.11.

A.3 Mixing, all masses independent

We now consider a generalization of eqs. A.1 to A.4 for two fields:

$$\mathcal{L} \ni -\frac{1}{2}\phi_1 \square \phi_1 - \frac{1}{2}m_1^2 \phi_1^2 - \frac{1}{2}\phi_2 \square \phi_2 - \frac{1}{2}m_2^2 \phi_2^2, \quad (\text{A.16})$$

$$m_{1(0)}^2 = m_{1\text{R}}^2 + \delta m_1^2, \quad m_{2(0)}^2 = m_{2\text{R}}^2 + \delta m_2^2, \quad (\text{A.17})$$

$$\begin{pmatrix} \phi_{1(0)} \\ \phi_{2(0)} \end{pmatrix} = \begin{pmatrix} 1 + \frac{1}{2}\delta Z_{11} & \frac{1}{2}\delta Z_{12} \\ \frac{1}{2}\delta Z_{21} & 1 + \frac{1}{2}\delta Z_{22} \end{pmatrix} \begin{pmatrix} \phi_1 \\ \phi_2 \end{pmatrix}, \quad (\text{A.18})$$

$$\hat{\Gamma}_{ij}(p^2) = \begin{pmatrix} p^2 - m_{1\text{R}}^2 + \hat{\Sigma}_{11}(p^2) & \hat{\Sigma}_{12}(p^2) \\ \hat{\Sigma}_{21}(p^2) & p^2 - m_{2\text{R}}^2 + \hat{\Sigma}_{22}(p^2) \end{pmatrix}, \quad (\text{A.19})$$

$$\hat{\Sigma}_{ij}(p^2) = \Sigma_{ij}(p^2) + \frac{1}{2}(p^2 - m_{j\text{R}}^2)\delta Z_{ji} + \frac{1}{2}(p^2 - m_{i\text{R}}^2)\delta Z_{ij} - \delta_{ij}\delta m_i^2, \quad (\text{A.20})$$

where $i, j = \{1, 2\}$, and where both $m_{1(0)}$ and $m_{2(0)}$ are assumed to be independent parameters. In OSS, the counterterms are once again calculated by reference to the pole masses and the residues.

But, now that there is mixing, what is the definition of the pole masses and the residues? Because $\hat{\Gamma}(p^2)$ is now a matrix (eq. A.19), the pole masses are determined as the values of the momentum for which its eigenvalues are zero. And while that leads to complicated expressions, these can be simplified by fixing the off-diagonal field counterterms in an appropriate way. More specifically, if we choose those counterterms to be such that:

$$\widetilde{\text{Re}} \hat{\Gamma}_{ij}(m_{i\text{P}}^2) \stackrel{j \neq i}{=} 0, \quad \widetilde{\text{Re}} \hat{\Gamma}_{ji}(m_{i\text{P}}^2) \stackrel{j \neq i}{=} 0, \quad (\text{A.21})$$

then the definition of the pole masses $m_{i\text{P}}$ is a trivial generalization of eq. A.5, namely,

$$\widetilde{\text{Re}} \hat{\Gamma}_{ii}(m_{i\text{P}}^2) = m_{i\text{P}}^2 - m_{i\text{R}}^2 + \widetilde{\text{Re}} \hat{\Sigma}_{ii}(m_{i\text{P}}^2) = 0, \quad (\text{A.22})$$

in which case the residues become:

$$\hat{R}_i = \lim_{p^2 \rightarrow m_{i\text{P}}^2} (p^2 - m_{i\text{P}}^2) \widetilde{\text{Re}} \hat{\Gamma}_{ii}^{-1}(p^2). \quad (\text{A.23})$$

Eq. A.21 assures that OS particles do not mix with each other, and allows to calculate the off-diagonal field counterterms (δZ_{12} and δZ_{21}) through eqs. A.19 and A.20. Now, OSS assumes not only eq. A.21, but also that the renormalized masses are equal to the

pole masses, $m_{iR} \stackrel{\text{OSS}}{=} m_{iP}$ (which we can always do, since the renormalized masses m_{iR} are assumed to be free parameters). In that case, eq. A.21 becomes:

$$\widetilde{\text{Re}} \hat{\Gamma}_{ij}(m_{iR}^2) \stackrel{j \neq i, \text{OSS}}{=} 0, \quad \widetilde{\text{Re}} \hat{\Gamma}_{ji}(m_{iR}^2) \stackrel{j \neq i, \text{OSS}}{=} 0, \quad (\text{A.24})$$

while eq. A.22 becomes:

$$\widetilde{\text{Re}} \hat{\Gamma}_{ii}(m_{iR}^2) \stackrel{\text{OSS}}{=} 0, \quad (\text{A.25})$$

which allows to determine the mass counterterms. Besides, and also in a trivial generalization of the case with no mixing, OSS fixes the diagonal field counterterms by requiring the different inverse residues to be equal to one:

$$\lim_{p^2 \rightarrow m_{iR}^2} \frac{1}{p^2 - m_{iR}^2} \widetilde{\text{Re}} \hat{\Gamma}_{ii}(p^2) \stackrel{\text{OSS}}{=} 1. \quad (\text{A.26})$$

The expressions for the complete set of mass and field counterterms are, thus,

$$\delta m_i^2 \stackrel{\text{OSS}}{=} \widetilde{\text{Re}} \Sigma_{ii}(m_{iR}^2), \quad \delta Z_{ij} \stackrel{j \neq i, \text{OSS}}{=} 2 \frac{\widetilde{\text{Re}} \Sigma_{ij}(m_{jR}^2)}{m_{iR}^2 - m_{jR}^2}, \quad \delta Z_{ii} \stackrel{\text{OSS}}{=} - \widetilde{\text{Re}} \frac{\partial \Sigma_{ii}(p^2)}{\partial p^2} \Big|_{p^2 = m_{iR}^2}. \quad (\text{A.27})$$

A.4 Mixing, one dependent mass

Finally, we consider the situation where $m_{2(0)}$ is a dependent parameter (while $m_{1(0)}$ is still independent). It follows that m_{2R}^2 and δm_2^2 are dependent. Nonetheless, we can always impose eq. A.21, which not only fixes the counterterms δZ_{12} and δZ_{21} , but also implies that eqs. A.22 and A.23 are valid. Now, while we have the freedom to choose $m_{1R} \stackrel{\text{OSS}}{=} m_{1P}$ (so that eqs. A.25 and A.26 hold for $i = 1$, and these respectively allow to calculate δm_1^2 and δZ_{11}), we do not have the freedom to fix m_{2R}^2 . In this case, though, we have a trivial generalization of section A.2: the expression for m_{2P}^2 follows from eq. A.22, while δZ_{22} can be determined by fixing the residue of the OS propagator of ϕ_2 to one.⁵³ The expressions then become:

$$m_{2P}^2 = m_{2R}^2 - \widetilde{\text{Re}} \Sigma_{22}(m_{2R}^2) + \delta m_2^2, \quad (\text{A.28})$$

$$\delta m_1^2 = \widetilde{\text{Re}} \Sigma_{11}(m_{1R}^2), \quad \delta Z_{ij} \stackrel{j \neq i}{=} 2 \frac{\widetilde{\text{Re}} \Sigma_{ij}(m_{jR}^2)}{m_{iR}^2 - m_{jR}^2}, \quad \delta Z_{ii} = - \widetilde{\text{Re}} \frac{\partial \Sigma_{ii}(p^2)}{\partial p^2} \Big|_{p^2 = m_{iR}^2}, \quad (\text{A.29})$$

where we neglected higher order terms. Hence, eq. A.29 only differs from eq. A.27 in the fact that δm_2^2 is *a priori* fixed.

The generalization to the case with four fields with one dependent mass (as in section 5.1.3 above) is straightforward.

⁵³As a consequence, the LSZ factors become trivial. For details, cf. ref. [80].

B CP violation in fermionic 2-point functions

In this appendix, we study CP violation in fermionic 2-point functions. As we will show, this is particularly relevant for renormalization purposes—and hence for the renormalization of the C2HDM. However, we do not restrict ourselves to a particular theory; in fact, the appendix can be applied to every model with Dirac fermions. We organize it as follows: in a first part, we show how a complex mass shows up in the Dirac representation of the Lorentz group; then, we consider CP violation in fermionic 2-point functions and prove that a complex mass is intrinsically related with it; after that, we investigate the consequences of a CP-violating one-loop 2-point function on counterterms; finally, we ascertain how to handle CP violation using the OSS scheme.

B.1 Complex mass

Let us consider two fields: a left-handed Weyl spinor f_L^w —transforming in the $(\frac{1}{2}, 0)$ representation of the Lorentz group—and a right-handed Weyl spinor f_R^w —transforming in the $(0, \frac{1}{2})$ representation of the Lorentz group.⁵⁴ The Lagrangian for the mass term is such that:

$$-\mathcal{L}_{\text{mass},f} = m_f f_L^{w\dagger} f_R^w + \text{h.c.} = m_f f_L^{w\dagger} f_R^w + m_f^* f_R^{w\dagger} f_L^w. \quad (\text{B.1})$$

Note that the parameter m_f is in general complex. Moreover, f_L^w and f_R^w are two separate and unrelated fields, which implies in particular that they can be rotated in independent ways. Later on, they (or some rotated versions of them) will be embedded in a Dirac spinor as its left-handed and right-handed components. But until then, f_L^w and f_R^w are not connected with each other in any way. Now, the fact that we can redefine them differently means that the phase of m_f can be absorbed in the fields. Indeed, defining $m_f = |m_f|e^{i\theta_m}$, we can for example rephase f_R^w as

$$f_R^w \rightarrow e^{-i\theta_m} f_R^w \quad (\text{B.2})$$

to render m_f real. Such rephasing (or another one equivalent to it) is usually performed, since m_f is usually identified with the (real) pole mass. Yet, it is illustrative to keep m_f complex. In particular, we want to ascertain how a complex mass shows up in the Dirac representation $(\frac{1}{2}, 0) \oplus (0, \frac{1}{2})$ of the Lorentz group. Thus, we now embed the Weyl spinors in a Dirac spinor f , such that:

$$f = \begin{pmatrix} f_L^w \\ f_R^w \end{pmatrix} = f_L + f_R, \quad \text{with} \quad f_L = \gamma_L f \equiv \frac{1 - \gamma_5}{2} f, \quad f_R = \gamma_R f \equiv \frac{1 + \gamma_5}{2} f. \quad (\text{B.3})$$

In the Weyl representation,

$$f_L = \begin{pmatrix} f_L^w \\ 0 \end{pmatrix}, \quad f_R = \begin{pmatrix} 0 \\ f_R^w \end{pmatrix}, \quad (\text{B.4})$$

⁵⁴We consider a single flavour for simplicity.

which means that eq. B.1 can be rewritten as:

$$-\mathcal{L}_{\text{mass},f} = m_f \bar{f}_L f_R + m_f^* \bar{f}_R f_L. \quad (\text{B.5})$$

Separating m_f into its real and imaginary parts, we find:

$$\begin{aligned} -\mathcal{L}_{\text{mass},f} &= \left(\text{Re}[m_f] + i \text{Im}[m_f] \right) \bar{f}_L f_R + \left(\text{Re}[m_f] - i \text{Im}[m_f] \right) \bar{f}_R f_L \\ &= \text{Re}[m_f] \left(\bar{f}_L f_R + \bar{f}_R f_L \right) + i \text{Im}[m_f] \left(\bar{f}_L f_R - \bar{f}_R f_L \right). \end{aligned} \quad (\text{B.6})$$

Using the properties $\gamma_5^\dagger = \gamma_5$ and $\{\gamma_5, \gamma_\mu\} = 0$, it is straightforward to conclude that

$$\bar{f}_L f_R + \bar{f}_R f_L = \bar{f} f, \quad \bar{f}_L f_R - \bar{f}_R f_L = \bar{f} \gamma_5 f, \quad (\text{B.7})$$

so that eq. B.6 becomes:

$$-\mathcal{L}_{\text{mass},f} = \text{Re}[m_f] \bar{f} f + i \text{Im}[m_f] \bar{f} \gamma_5 f. \quad (\text{B.8})$$

In the Dirac representation, then, a mass m_f with non-null imaginary part is equivalent to the presence of a term of the form $\bar{f} \gamma_5 f$.⁵⁵ We now show that such term violates CP.

B.2 CP violation in 2-point functions

We start by considering the 2-point function for f . We can parameterize it as [47]:

$$\Gamma^{\bar{f}f}(p) = \not{p} \frac{1 - \gamma_5}{2} \Gamma^{f,L}(p^2) + \not{p} \frac{1 + \gamma_5}{2} \Gamma^{f,R}(p^2) + \frac{1 - \gamma_5}{2} \Gamma^{f,l}(p^2) + \frac{1 + \gamma_5}{2} \Gamma^{f,r}(p^2), \quad (\text{B.9})$$

or equivalently as

$$\Gamma^{\bar{f}f}(p) = \not{p} \Gamma^{f,V}(p^2) + \not{p} \gamma_5 \Gamma^{f,A}(p^2) + \Gamma^{f,S}(p^2) + \gamma_5 \Gamma^{f,P}(p^2), \quad (\text{B.10})$$

with the correspondence

$$\Gamma^{f,V} = \frac{\Gamma^{f,L} + \Gamma^{f,R}}{2}, \quad \Gamma^{f,A} = \frac{\Gamma^{f,R} - \Gamma^{f,L}}{2}, \quad \Gamma^{f,S} = \frac{\Gamma^{f,l} + \Gamma^{f,r}}{2}, \quad \Gamma^{f,P} = \frac{\Gamma^{f,r} - \Gamma^{f,l}}{2}. \quad (\text{B.11})$$

Now, eq. B.10 corresponds to the effective Lagrangian

$$\mathcal{L}_{\text{eff}}^{\bar{f}f} = i \bar{f} \not{\partial} f \Gamma^{f,V}(\partial^2) + i \bar{f} \not{\partial} \gamma_5 f \Gamma^{f,A}(\partial^2) + \bar{f} f \Gamma^{f,S}(\partial^2) + \bar{f} \gamma_5 f \Gamma^{f,P}(\partial^2). \quad (\text{B.12})$$

In Table 4, we show the action of the operators C, P and CP on the four bilinear structures of eq. B.12, but for general fields ψ_i and ψ_j . In the particular case $\psi_i = \psi_j = f$, there is CP violation in eq. B.12 if and only if $\Gamma^{f,P} \neq 0$. Using eq. B.11, we thus conclude:

$$\text{CP violation in } \mathcal{L}_{\text{eff}}^{\bar{f}f} \Leftrightarrow \Gamma^{f,P} \neq 0 \Leftrightarrow \Gamma^{f,l} \neq \Gamma^{f,r}. \quad (\text{B.13})$$

Comparing eqs. B.8 and B.12, it is clear that the term in eq. B.8 proportional to $\text{Im}[m_f]$ violates CP. One might wonder why this conclusion is relevant; after all, and as we showed, one can always avoid such term by a rephasing of the Weyl spinors. But in that case, what happens at loop level? In particular, if we perform such rephasing and if CP violation contributes to fermionic 2-point functions at one-loop, how are we assured that there will be a counterterm for such contribution? It is to these questions that we now turn.

⁵⁵This term has no physical meaning whatsoever, as it depends on the basis chosen: given eq. B.2, that term will not show up if, before we embed the Weyl spinors f_L^w and f_R^w in the Dirac spinor f , we rotate them to render m_f real.

	C	P	CP
$\bar{\psi}_i \psi_j$	$\bar{\psi}_j \psi_i$	$\bar{\psi}_i \psi_j$	$\bar{\psi}_j \psi_i$
$\bar{\psi}_i \gamma_5 \psi_j$	$\bar{\psi}_j \gamma_5 \psi_i$	$-\bar{\psi}_i \gamma_5 \psi_j$	$-\bar{\psi}_j \gamma_5 \psi_i$
$\bar{\psi}_i \not{\partial} \psi_j$	$\bar{\psi}_j \not{\partial} \psi_i$	$\bar{\psi}_i \not{\partial} \psi_j$	$\bar{\psi}_j \not{\partial} \psi_i$
$\bar{\psi}_i \not{\partial} \gamma_5 \psi_j$	$-\bar{\psi}_j \not{\partial} \gamma_5 \psi_i$	$-\bar{\psi}_i \not{\partial} \gamma_5 \psi_j$	$\bar{\psi}_j \not{\partial} \gamma_5 \psi_i$

Table 4: Results of the application of the symmetries C, P and CP to the terms in the left column.

B.3 Fermionic counterterms and CP violation

When renormalizing the theory, the tree-level parameters are identified as usual with bare parameters. Since the tree-level parameter m_f was in general complex, the bare parameter $m_{f(0)}$ is also in general complex. Writing eq. B.5 in terms of bare quantities, we have:

$$-\mathcal{L}_{\text{mass},f} = m_{f(0)} \bar{f}_{L(0)} f_{R(0)} + m_{f(0)}^* \bar{f}_{R(0)} f_{L(0)}, \quad (\text{B.14})$$

such that

$$m_{f(0)} = m_f + \delta m_f, \quad f_{L(0)} = f_L + \frac{1}{2} \delta Z^{f,L} f_L, \quad f_{R(0)} = f_R + \frac{1}{2} \delta Z^{f,R} f_R. \quad (\text{B.15})$$

Here, m_f and δm_f are in general complex. However, based on what we showed one could do at tree-level, we can take the freedom in the basis choice of the (renormalized) chiral spinors f_L and f_R to render m_f real. After that, δm_f is still in general complex.⁵⁶ Separating the renormalized terms and the counterterms, eq. B.14 then becomes:

$$-\mathcal{L}_{\text{mass},f} = \mathcal{L}_{\text{mass},f}^{\text{reno.}} + \mathcal{L}_{\text{mass},f}^{\text{CT}}, \quad (\text{B.16})$$

where

$$\mathcal{L}_{\text{mass},f}^{\text{reno.}} = m_f (\bar{f}_L f_R + \bar{f}_R f_L) = m_f \bar{f} f, \quad (\text{B.17a})$$

$$\mathcal{L}_{\text{mass},f}^{\text{CT}} = \delta M_f \bar{f}_L f_R + \delta M_f^* \bar{f}_R f_L = \text{Re}[\delta M_f] \bar{f} f + i \text{Im}[\delta M_f] \bar{f} \gamma_5 f, \quad (\text{B.17b})$$

with

$$\delta M_f \equiv \left(\delta m_f + \frac{1}{2} m_f \delta Z^{f,L*} + \frac{1}{2} m_f \delta Z^{f,R} \right). \quad (\text{B.18})$$

Eqs. B.17 clarify the importance of the discussion of the previous section: we see that, due to our basis choice for the chiral spinors, there is no CP violation in the renormalized terms, eq. B.17a. But it is also clear that, even after that basis choice, there *is* CP violation in the counterterms, eq. B.17b, as long as $\text{Im}[\delta M_f] \neq 0$ (recall eqs. B.12 and B.13). Therefore, if CP-violating effects show up at one-loop level, there will in general be counterterms to absorb their divergences.

⁵⁶Cf. section 3.2 for an explicit example of a case where a counterterm remains complex even after the corresponding renormalized parameter is rendered real.

B.4 CP violation in the OSS scheme

We now focus on the consequences of the OSS renormalization conditions on the different terms of δM_f . We start by noting that, motivated by the fact that

$$\delta m_f \bar{f}_L f_R + \delta m_f^* \bar{f}_R f_L = \delta m_f \bar{f} \gamma_R f + \delta m_f^* \bar{f} \gamma_L f, \quad (\text{B.19})$$

we make the identification:

$$\delta m_f^R \equiv \delta m_f, \quad \delta m_f^L \equiv \delta m_f^*, \quad (\text{B.20})$$

which implies, in particular,

$$\delta m_f^R = \delta m_f^{L*}, \quad \text{Im}[\delta m_f] = \frac{\delta m_f^R - \delta m_f^L}{2i}. \quad (\text{B.21})$$

Now, the fermionic renormalized 2-point function reads:

$$\hat{\Gamma}_{ij}^{\bar{f}f}(p) = \delta_{ij} (\not{p} - m_{f,i}) + \hat{\Sigma}_{ij}^{\bar{f}f}(p), \quad (\text{B.22})$$

and we can use the parameterization of eq. B.9 for renormalized quantities:

$$\hat{\Gamma}_{ij}^{\bar{f}f}(p) = \not{p} \frac{1 - \gamma_5}{2} \hat{\Gamma}_{ij}^{f,L}(p^2) + \not{p} \frac{1 + \gamma_5}{2} \hat{\Gamma}_{ij}^{f,R}(p^2) + \frac{1 - \gamma_5}{2} \hat{\Gamma}_{ij}^{f,l}(p^2) + \frac{1 + \gamma_5}{2} \hat{\Gamma}_{ij}^{f,r}(p^2), \quad (\text{B.23})$$

which, in the particular case of the renormalized one-loop GFs, reads:

$$\hat{\Sigma}_{ij}^{\bar{f}f}(p) = \not{p} \frac{1 - \gamma_5}{2} \hat{\Sigma}_{ij}^{f,L}(p^2) + \not{p} \frac{1 + \gamma_5}{2} \hat{\Sigma}_{ij}^{f,R}(p^2) + \frac{1 - \gamma_5}{2} \hat{\Sigma}_{ij}^{f,l}(p^2) + \frac{1 + \gamma_5}{2} \hat{\Sigma}_{ij}^{f,r}(p^2). \quad (\text{B.24})$$

Expanding the Lagrangian using eqs. 3.5 and 3.7, we find

$$\hat{\Sigma}_{ij}^{f,L}(p^2) = \Sigma_{ij}^{f,L}(p^2) + \frac{1}{2} \left(\delta Z_{ij}^{f,L} + \delta Z_{ij}^{f,L\dagger} \right), \quad (\text{B.25a})$$

$$\hat{\Sigma}_{ij}^{f,R}(p^2) = \Sigma_{ij}^{f,R}(p^2) + \frac{1}{2} \left(\delta Z_{ij}^{f,R} + \delta Z_{ij}^{f,R\dagger} \right), \quad (\text{B.25b})$$

$$\hat{\Sigma}_{ij}^{f,l}(p^2) = \Sigma_{ij}^{f,l}(p^2) - \frac{1}{2} \left(m_{f,i} \delta Z_{ij}^{f,L} + m_{f,j} \delta Z_{ij}^{f,R\dagger} \right) - \delta_{ij} \delta m_{f,i}^L, \quad (\text{B.25c})$$

$$\hat{\Sigma}_{ij}^{f,r}(p^2) = \Sigma_{ij}^{f,r}(p^2) - \frac{1}{2} \left(m_{f,i} \delta Z_{ij}^{f,R} + m_{f,j} \delta Z_{ij}^{f,L\dagger} \right) - \delta_{ij} \delta m_{f,i}^R, \quad (\text{B.25d})$$

so that, using eqs. B.22, B.24 and B.25, we obtain:

$$\hat{\Gamma}_{ij}^{f,L}(p^2) = \delta_{ij} + \Sigma_{ij}^{f,L}(p^2) + \frac{1}{2} \left(\delta Z_{ij}^{f,L} + \delta Z_{ij}^{f,L\dagger} \right), \quad (\text{B.26a})$$

$$\hat{\Gamma}_{ij}^{f,R}(p^2) = \delta_{ij} + \Sigma_{ij}^{f,R}(p^2) + \frac{1}{2} \left(\delta Z_{ij}^{f,R} + \delta Z_{ij}^{f,R\dagger} \right), \quad (\text{B.26b})$$

$$\hat{\Gamma}_{ij}^{f,l}(p^2) = -\delta_{ij} m_{f,i} + \Sigma_{ij}^{f,l}(p^2) - \frac{1}{2} \left(m_{f,i} \delta Z_{ij}^{f,L} + m_{f,j} \delta Z_{ij}^{f,R\dagger} \right) - \delta_{ij} \delta m_{f,i}^L, \quad (\text{B.26c})$$

$$\hat{\Gamma}_{ij}^{f,r}(p^2) = -\delta_{ij} m_{f,i} + \Sigma_{ij}^{f,r}(p^2) - \frac{1}{2} \left(m_{f,i} \delta Z_{ij}^{f,R} + m_{f,j} \delta Z_{ij}^{f,L\dagger} \right) - \delta_{ij} \delta m_{f,i}^R. \quad (\text{B.26d})$$

The OSS renormalization conditions are (no summation in the indices is implicit):

$$\left[\widetilde{\text{Re}} \left\{ \hat{\Gamma}_{ij}^{\bar{f}f}(p) \right\} u_j(p) \right] \Big|_{\not{p} u_j(p) = m_{f,j} u_j(p)} = 0, \quad (\text{B.27a})$$

$$\lim_{\not{p} u_i(p) \rightarrow m_{f,i} u_i(p)} \frac{\not{p} + m_{f,i}}{p^2 - m_{f,i}^2} \widetilde{\text{Re}} \left[\hat{\Gamma}_{ii}^{\bar{f}f}(p) \right] u_i(p) = u_i(p). \quad (\text{B.27b})$$

Inserting eq. B.23, we have respectively:

$$m_{f,j} \widetilde{\text{Re}} \hat{\Gamma}_{ij}^{f,L}(m_{f,j}^2) + \widetilde{\text{Re}} \hat{\Gamma}_{ij}^{f,r}(m_{f,j}^2) = 0, \quad m_{f,j} \widetilde{\text{Re}} \hat{\Gamma}_{ij}^{f,R}(m_{f,j}^2) + \widetilde{\text{Re}} \hat{\Gamma}_{ij}^{f,l}(m_{f,j}^2) = 0, \quad (\text{B.28a})$$

$$\widetilde{\text{Re}} \left\{ \hat{\Gamma}_{ii}^{f,R}(m_{f,i}^2) + \hat{\Gamma}_{ii}^{f,L}(m_{f,i}^2) + 2 \frac{\partial}{\partial p^2} \left[m_{f,i}^2 \left(\hat{\Gamma}_{ii}^{f,R}(p^2) + \hat{\Gamma}_{ii}^{f,L}(p^2) \right) + m_{f,i} \left(\hat{\Gamma}_{ii}^{f,r}(p^2) + \hat{\Gamma}_{ii}^{f,l}(p^2) \right) \right] \right\}_{p^2=m_{f,i}^2} = 2. \quad (\text{B.28b})$$

Then, inserting eqs. B.26 in the two eqs. B.28a for $i = j$, we obtain respectively:⁵⁷

$$\delta m_f^R = \frac{1}{2} \widetilde{\text{Re}} \left[2 m_f \Sigma^{f,L}(m_f^2) + 2 \Sigma^{f,r}(m_f^2) + m_f \left(\delta Z^{f,L} - \delta Z^{f,R} \right) \right], \quad (\text{B.29a})$$

$$\delta m_f^L = \frac{1}{2} \widetilde{\text{Re}} \left[2 m_f \Sigma^{f,R}(m_f^2) + 2 \Sigma^{f,l}(m_f^2) + m_f \left(\delta Z^{f,R} - \delta Z^{f,L} \right) \right]. \quad (\text{B.29b})$$

Now, the hermiticity of the up-to-one-loop action implies:

$$\widetilde{\text{Re}} \Gamma_{ij}^{\bar{f}f}(p) = \gamma^0 \left[\widetilde{\text{Re}} \Gamma_{ij}^{\bar{f}f}(p) \right]^\dagger \gamma^0, \quad (\text{B.30})$$

so that, in particular,

$$\begin{aligned} \widetilde{\text{Re}} \Sigma_{ij}^{f,L}(p^2) &= \left[\widetilde{\text{Re}} \Sigma_{ji}^{f,L}(p^2) \right]^*, & \widetilde{\text{Re}} \Sigma_{ij}^{f,R}(p^2) &= \left[\widetilde{\text{Re}} \Sigma_{ji}^{f,R}(p^2) \right]^*, \\ \widetilde{\text{Re}} \Sigma_{ij}^{f,l}(p^2) &= \left[\widetilde{\text{Re}} \Sigma_{ji}^{f,r}(p^2) \right]^*. \end{aligned} \quad (\text{B.31})$$

Hence, inserting eqs. B.26 in eq. B.28b (again for $i = j$), and subtracting the complex conjugate of eq. B.29a to eq. B.29b while using eqs. B.21 and B.31, we get:

$$\frac{\delta Z^{f,L} + \delta Z^{f,L*}}{2} = -\widetilde{\text{Re}} \Sigma^{f,L}(m_f^2) - m_f \frac{\partial}{\partial p^2} \widetilde{\text{Re}} \left[m_f \left(\Sigma^{f,L}(p^2) + \Sigma^{f,R}(p^2) \right) + \Sigma^{f,l}(p^2) + \Sigma^{f,r}(p^2) \right] \Big|_{p^2=m_f^2}, \quad (\text{B.32a})$$

$$\frac{\delta Z^{f,R} + \delta Z^{f,R*}}{2} = -\widetilde{\text{Re}} \Sigma^{f,R}(m_f^2) - m_f \frac{\partial}{\partial p^2} \widetilde{\text{Re}} \left[m_f \left(\Sigma^{f,L}(p^2) + \Sigma^{f,R}(p^2) \right) + \Sigma^{f,l}(p^2) + \Sigma^{f,r}(p^2) \right] \Big|_{p^2=m_f^2}. \quad (\text{B.32b})$$

There are thus 6 real degrees of freedom (dof)—two for each of the three complex counterterms $\delta m_f, \delta Z^{f,L}$ and $\delta Z^{f,R}$ —, but the diagonal OSS conditions only imply the 4 relations

⁵⁷We omit the indices i . Note that the case $i \neq j$ is irrelevant for this discussion, as the expressions for $\delta Z_{ij}^{f,L}$ and $\delta Z_{ij}^{f,R}$ (with $i \neq j$, eqs. 5.4e and 5.4f) directly follow from the insertion of eqs. B.26 in the two equations B.28a with $i \neq j$. In that case, then, the OSS conditions leave no freedom.

of eqs. B.29 and B.32. Hence, there are two free dof, so that many solutions satisfy those conditions. Before considering them, note that, for the specific case of the non-renormalized diagonal one-loop 2-point function, eq. B.13 implies:

$$\text{CP violation in } \widetilde{\text{Re}} \Sigma^{\bar{f}f} \Leftrightarrow \widetilde{\text{Re}} \Sigma^{f,l} \neq \widetilde{\text{Re}} \Sigma^{f,r}. \quad (\text{B.33})$$

Now, among the many possible solutions, we restrict ourselves to two. The first chooses $\text{Im} [\delta Z^{f,L}] = \text{Im} [\delta Z^{f,R}] = 0$. In this case, eq. B.33 together with eqs. B.29 and B.32 leads to:

$$\text{CP violation in } \widetilde{\text{Re}} \Sigma^{\bar{f}f} \stackrel{\text{Im}[\delta Z^{f,L/R}]=0}{\Leftrightarrow} \delta m_f^R \neq \delta m_f^L. \quad (\text{B.34})$$

This relation shows that, whenever there is no CP violation in one-loop fermionic diagonal 2-point functions, there is no need to introduce δm_f^L nor δm_f^R : they would be the same, and both equal to δm_f , which is thus preferred. Conversely, if there is CP violation in $\widetilde{\text{Re}} \Sigma^{\bar{f}f}$, the choice $\text{Im} [\delta Z^{f,L}] = \text{Im} [\delta Z^{f,R}] = 0$ forces δm_f^L and δm_f^R to be different (or, what is equivalent, forces δm_f to be complex). This is the solution we adopted in eqs. 5.4 for the case $i = j$.⁵⁸

Another simple solution uses one of the two free dofs to impose $\delta m_f^L = \delta m_f^R$. In this case, by subtracting eq. B.29a to eq. B.29b, taking the imaginary part of the result and using eqs. B.31 and B.33, we get:

$$\text{CP violation in } \widetilde{\text{Re}} \Sigma^{\bar{f}f} \stackrel{\delta m_f^L = \delta m_f^R}{\Leftrightarrow} \text{Im} [\delta Z^{f,L}] \neq \text{Im} [\delta Z^{f,R}]. \quad (\text{B.35})$$

It is then clear that, in the context of OSS, CP violation in fermionic diagonal 2-point functions does not necessarily force the relation $\delta m_f^L \neq \delta m_f^R$. Only, by choosing $\delta m_f^L = \delta m_f^R$, it follows that $\delta Z^{f,L}$ and $\delta Z^{f,R}$ cannot be both real. This is the solution usually adopted in the cMSSM (cf. e.g. refs. [67, 68]).

C Symmetry relations

To our knowledge, the procedure of fixing counterterms through symmetry relations has been originally proposed in ref. [50], having been later worked out and used by several authors [52, 53, 56, 57]. As mentioned in section 3, the theory can be renormalized in its symmetric form (before SSB); in that case, it is enough to consider one field counterterm for each multiplet in order to cancel UV divergences [47]. On the other hand, the theory can also be renormalized in the broken phase, where counterterms for mixing parameters and mixed fields counterterms in general appear. The two methods are not independent whenever fields in the symmetry basis are related with fields in the physical basis through mixing parameters.

In this appendix, we start by showing that one can exploit such dependence to write the divergent parts of the counterterms for mixing parameters in terms of the divergent parts of field counterterms; this we do in section C.1, considering a simple example. Then, in

⁵⁸These follow from eqs. B.29 and B.32 when imposing $\text{Im} [\delta Z^{f,L}] = \text{Im} [\delta Z^{f,R}] = 0$.

section C.2, we apply the same method to the specific case of the mixing parameters of the scalar sector of the C2HDM, and discuss the limit of CP conservation.

The symmetry relations as such only have to be true for the divergent parts, since the common ground between the renormalization in the two forms (symmetric and broken) was the elimination of UV divergences. Yet, as we will see in section C.3, in the case of *independent* counterterms for mixing parameters (which need to be fixed) one can decide to fix them by requiring that the symmetry relations also hold for the finite parts. This is the reason why (independent) counterterms for mixing parameters can be fixed through symmetry relations. In that final section, we discuss the generality of the method, and consider the consequences of symmetry relations on dependent counterterms.

C.1 A simple example

Let us consider an example involving SM particles only. From the bare version of eq. 2.29, we have:

$$\begin{pmatrix} B_{\mu(0)} \\ W_{\mu(0)}^3 \end{pmatrix} = \begin{pmatrix} c_{\text{w}(0)} & -s_{\text{w}(0)} \\ s_{\text{w}(0)} & c_{\text{w}(0)} \end{pmatrix} \begin{pmatrix} A_{\mu(0)} \\ Z_{\mu(0)} \end{pmatrix}. \quad (\text{C.1})$$

According to the previous paragraphs, from the point of view of the cancellation of divergences, W_μ^a and B_μ can be renormalized with a single counterterm each. Hence,⁵⁹

$$W_{\mu(0)}^a|_{\Delta_\epsilon} = \left(1 + \frac{1}{2}\delta Z'_W\right)|_{\Delta_\epsilon} W_\mu^a, \quad B_{\mu(0)}|_{\Delta_\epsilon} = \left(1 + \frac{1}{2}\delta Z_B\right)|_{\Delta_\epsilon} B_\mu, \quad (\text{C.2})$$

so that, in particular,

$$\begin{pmatrix} B_{\mu(0)} \\ W_{\mu(0)}^3 \end{pmatrix} \Big|_{\Delta_\epsilon} = \begin{pmatrix} 1 + \frac{1}{2}\delta Z_B & 0 \\ 0 & 1 + \frac{1}{2}\delta Z'_W \end{pmatrix} \Big|_{\Delta_\epsilon} \begin{pmatrix} B_\mu \\ W_\mu^3 \end{pmatrix}. \quad (\text{C.3})$$

On the other hand, from eqs. 3.4 and 3.14,

$$\begin{pmatrix} A_{\mu(0)} \\ Z_{\mu(0)} \end{pmatrix} = \begin{pmatrix} 1 + \frac{1}{2}\delta Z_{AA} & \frac{1}{2}\delta Z_{AZ} \\ \frac{1}{2}\delta Z_{ZA} & 1 + \frac{1}{2}\delta Z_{ZZ} \end{pmatrix} \begin{pmatrix} A_\mu \\ Z_\mu \end{pmatrix}, \quad s_{\text{w}(0)} = s_{\text{w}} + \delta s_{\text{w}}, \quad c_{\text{w}(0)} = c_{\text{w}} + \delta c_{\text{w}}, \quad (\text{C.4})$$

and the renormalized quantities are defined such that:

$$\begin{pmatrix} B_\mu \\ W_\mu^3 \end{pmatrix} = \begin{pmatrix} c_{\text{w}} & -s_{\text{w}} \\ s_{\text{w}} & c_{\text{w}} \end{pmatrix} \begin{pmatrix} A_\mu \\ Z_\mu \end{pmatrix}. \quad (\text{C.5})$$

As a consequence, eq. C.3 becomes:

$$\begin{pmatrix} B_{\mu(0)} \\ W_{\mu(0)}^3 \end{pmatrix} \Big|_{\Delta_\epsilon} = \begin{pmatrix} 1 + \frac{1}{2}\delta Z_B & 0 \\ 0 & 1 + \frac{1}{2}\delta Z'_W \end{pmatrix} \Big|_{\Delta_\epsilon} \begin{pmatrix} c_{\text{w}} & -s_{\text{w}} \\ s_{\text{w}} & c_{\text{w}} \end{pmatrix} \begin{pmatrix} A_\mu \\ Z_\mu \end{pmatrix}. \quad (\text{C.6})$$

⁵⁹We define the counterterm $\delta Z'_W$ with a prime to distinguish it from the counterterm for the physical W^+ field.

On the other hand, we can apply eq. C.4 to the right-hand side of eq. C.1 and consider the divergent parts only to get:

$$\left(\begin{array}{c} B_{\mu(0)} \\ W_{\mu(0)}^3 \end{array} \right) \Big|_{\Delta_\epsilon} = \left[\begin{pmatrix} c_w + \delta c_w & -s_w - \delta s_w \\ s_w + \delta s_w & c_w + \delta c_w \end{pmatrix} \begin{pmatrix} 1 + \frac{1}{2}\delta Z_{AA} & \frac{1}{2}\delta Z_{AZ} \\ \frac{1}{2}\delta Z_{ZA} & 1 + \frac{1}{2}\delta Z_{ZZ} \end{pmatrix} \right] \Big|_{\Delta_\epsilon} \begin{pmatrix} A_\mu \\ Z_\mu \end{pmatrix}. \quad (\text{C.7})$$

Finally, equating eqs. C.6 and C.7 to first order and noting that $\delta\theta_w = -\delta c_w/s_w$, one concludes that:

$$\delta\theta_w \Big|_{\Delta_\epsilon} = \frac{1}{4} (\delta Z_{AZ} - \delta Z_{ZA}) \Big|_{\Delta_\epsilon}. \quad (\text{C.8})$$

This is the symmetry relation; it fixes the divergent part of the counterterm for the mixing parameter θ_w in terms of the divergent parts of the counterterms for the physical fields associated with θ_w . This relation is also valid in the SM, as well as in all its extensions that keep its gauge structure.⁶⁰

The procedure just used is generalizable to other mixing parameters (or sets of mixing parameters) of different models and can be summarized in four steps. First, one considers the relation involving the mixing parameters at stake (i.e. transforming the fields in the symmetry basis into the mass basis) in its bare form; in the above example, this is simply eq. C.1. Second, the bare fields in the symmetry basis are expanded—aiming at the elimination of divergences, so that only one field counterterm for multiplet is taken and only the divergent parts are considered—and, after that, the renormalized relation between the two bases is used; in the above example, the result of this step is eq. C.6. In the third step, one expands instead the bare mixing parameters and bare physical fields and takes the divergent parts; in the above example, the result is eq. C.7. Finally, one equates the two previous steps to first order, which yields the divergent parts of the counterterms for the mixing parameters in terms of the divergent parts of field counterterms.

C.2 The case of the C2HDM

Applying this procedure to the scalar sector of the C2HDM, we get, for the counterterms for mixing parameters of the charged fields,⁶¹

$$\delta\beta \Big|_{\Delta_\epsilon} = \frac{1}{4} \text{Re} \left[\delta Z_{G^+H^+} - \delta Z_{H^+G^+} \right] \Big|_{\Delta_\epsilon}, \quad (\text{C.11a})$$

⁶⁰The same is true for another relation that also follows from equating eqs. C.6 and C.7 to first order, namely,

$$\delta Z_{ZZ} \Big|_{\Delta_\epsilon} = \left[\delta Z_{AA} + \cot(2\theta_w) (\delta Z_{AZ} + \delta Z_{ZA}) \right] \Big|_{\Delta_\epsilon}. \quad (\text{C.9})$$

⁶¹Besides, we also find the following relations for the field counterterms:

$$\text{Im} \delta Z_{G^+H^+} \Big|_{\Delta_\epsilon} = \text{Im} \delta Z_{H^+G^+} \Big|_{\Delta_\epsilon}, \quad (\text{C.10a})$$

$$\delta Z_{H^+H^+} \Big|_{\Delta_\epsilon} = \left[\delta Z_{G^+G^+} + \cot(2\beta) \text{Re}(\delta Z_{G^+H^+} + \delta Z_{H^+G^+}) \right] \Big|_{\Delta_\epsilon}. \quad (\text{C.10b})$$

Had we started with a parameterization of X that included an overall phase, the symmetry relations would have forced the divergent part of its counterterm to be zero. This means that such phase is really not needed, which explains why we ignored it in the first place (cf. eq. 2.10 and note 4).

$$\delta\zeta_a|_{\Delta_\epsilon} = -\frac{1}{2}\cot(2\beta)\operatorname{Im}[\delta Z_{G^+H^+}]|_{\Delta_\epsilon}, \quad (\text{C.11b})$$

and, for those of the neutral fields,

$$\delta\alpha_0|_{\Delta_\epsilon} = \frac{1}{4}\sec(\alpha_2)\sec(\alpha_3)(\delta Z_{G_0h_3} - \delta Z_{h_3G_0})|_{\Delta_\epsilon}, \quad (\text{C.12a})$$

$$\delta\alpha_1|_{\Delta_\epsilon} = \frac{1}{4}\sec(\alpha_2)\left[\cos(\alpha_3)(\delta Z_{h_1h_2} - \delta Z_{h_2h_1}) + \sin(\alpha_3)(\delta Z_{h_3h_1} - \delta Z_{h_1h_3})\right]|_{\Delta_\epsilon}, \quad (\text{C.12b})$$

$$\delta\alpha_2|_{\Delta_\epsilon} = \frac{1}{4}\sin(\alpha_3)\left[\delta Z_{h_1h_2} - \delta Z_{h_2h_1} + \cot(\alpha_3)(\delta Z_{h_1h_3} - \delta Z_{h_3h_1})\right]|_{\Delta_\epsilon}, \quad (\text{C.12c})$$

$$\delta\alpha_3|_{\Delta_\epsilon} = \frac{1}{4}\left[\delta Z_{h_2h_3} - \delta Z_{h_3h_2} - \cos(\alpha_3)\tan(\alpha_2)(\delta Z_{h_1h_2} - \delta Z_{h_2h_1}) + \sin(\alpha_3)\tan(\alpha_2)(\delta Z_{h_1h_3} - \delta Z_{h_3h_1})\right]|_{\Delta_\epsilon}, \quad (\text{C.12d})$$

$$\delta\alpha_4|_{\Delta_\epsilon} = \frac{1}{4}\left[\delta Z_{h_1G_0} - \delta Z_{G_0h_1} + \sec(\alpha_3)\tan(\alpha_2)(\delta Z_{G_0h_3} - \delta Z_{h_3G_0})\right]|_{\Delta_\epsilon}, \quad (\text{C.12e})$$

$$\delta\alpha_5|_{\Delta_\epsilon} = \frac{1}{4}\left[\delta Z_{h_2G_0} - \delta Z_{G_0h_2} + \tan(\alpha_3)(\delta Z_{G_0h_3} - \delta Z_{h_3G_0})\right]|_{\Delta_\epsilon}. \quad (\text{C.12f})$$

Note that the expressions for the divergent parts of $\delta\alpha_0$, $\delta\alpha_4$ and $\delta\alpha_5$ depend only on the divergent parts of fields counterterms for the mixing between G_0 and other neutral scalar fields. This means that, should there be no such mixing at one-loop, the divergent parts of the corresponding mixed fields counterterms would vanish—which would then imply the vanishing of the divergent parts of $\delta\alpha_0$, $\delta\alpha_4$ and $\delta\alpha_5$. In other words, if G_0 did not mix with the fields h_1 , h_2 and h_3 at one-loop, the counterterms $\delta\alpha_0$, $\delta\alpha_4$ and $\delta\alpha_5$ would not be needed. This is consistent with description of the theory considered solely at tree-level, where the angles α_0 , α_4 and α_5 are not introduced. However, since G_0 does mix with the remaining neutral scalar fields at one-loop, the divergent parts of $\delta\alpha_0$, $\delta\alpha_4$ and $\delta\alpha_5$ are in general not zero, so that these counterterms must be considered—which in turn means that α_0 , α_4 and α_5 have to be included at tree-level when aiming at the one-loop renormalization of the theory.

It is also interesting to consider the limit of CP conservation; one possible limit is [17]:

$$\alpha_1 \stackrel{\text{CP}}{=} \alpha + \frac{\pi}{2}, \quad \alpha_2 \stackrel{\text{CP}}{=} 0, \quad \alpha_3 \stackrel{\text{CP}}{=} 0 \quad (\text{with } \alpha_0 = \beta, \quad \alpha_4 = 0, \quad \alpha_5 = 0), \quad (\text{C.13})$$

in which case [17]:

$$h_1 \stackrel{\text{CP}}{=} h, \quad h_2 \stackrel{\text{CP}}{=} -H, \quad h_3 \stackrel{\text{CP}}{=} A_0, \quad (\text{C.14})$$

with h and H being CP-even and A_0 CP-odd. Then, given that there would be no one-loop mixing between fields with different CP values, eqs. C.12 would become:

$$\delta\alpha_0|_{\Delta_\epsilon} \stackrel{\text{CP}}{=} \frac{1}{4}(\delta Z_{G_0A_0} - \delta Z_{A_0G_0})|_{\Delta_\epsilon}, \quad (\text{C.15})$$

$$\delta\alpha_1|_{\Delta_\epsilon} \stackrel{\text{CP}}{=} \frac{1}{4} (\delta Z_{Hh} - \delta Z_{hH})|_{\Delta_\epsilon}, \quad (\text{C.16})$$

$$\delta\alpha_2|_{\Delta_\epsilon} \stackrel{\text{CP}}{=} \delta\alpha_3|_{\Delta_\epsilon} \stackrel{\text{CP}}{=} \delta\alpha_4|_{\Delta_\epsilon} \stackrel{\text{CP}}{=} \delta\alpha_5|_{\Delta_\epsilon} \stackrel{\text{CP}}{=} 0. \quad (\text{C.17})$$

This is consistent with the symmetry relations in a 2HDM with CP conservation (cf. e.g. ref. [52]). Moreover, still in the context of CP conservation, $Z_{G^+H^+}$ would be real, which would imply that $\delta\zeta_a|_{\Delta_\epsilon}$ would vanish; consequently, if CP were a symmetry of the theory, there would also be no need to consider $\delta\zeta_a$.

C.3 Dependent and independent mixing parameters

The symmetry relations have interesting consequences both when the counterterm for the mixing parameter at stake is dependent and when it is independent. In the first case, one can use the symmetry relations to establish relations between the divergent parts of different independent counterterms. For example, given that [46, 80]:

$$\delta c_w = \frac{\delta m_W^2}{2m_W m_Z} - \frac{m_W \delta m_Z^2}{2m_Z^3}, \quad (\text{C.18})$$

one can use eq. C.8 to conclude that:

$$\frac{1}{4} (\delta Z_{AZ} - \delta Z_{ZA})|_{\Delta_\epsilon} = \left(\frac{m_W \delta m_Z^2}{2s_w m_Z^3} - \frac{\delta m_W^2}{2s_w m_W m_Z} \right) \Big|_{\Delta_\epsilon}. \quad (\text{C.19})$$

Note that the same relation is in general not valid for the finite parts.⁶²

In the case of counterterms for independent mixing parameters, the finite parts are *a priori* not fixed. In fact, even if we are able to determine their divergent parts, the finite parts are free, and must be fixed by renormalization conditions. But here is the trick: we can choose as renormalization conditions the symmetry relations *including finite parts*. Said otherwise, we can decide that the way through which we fix the independent counterterms is requiring that the symmetry relations hold not only for the divergent parts, but also for the finite parts [56]. In particular, we can decide that the relations involved in eqs. C.11 and C.12 also hold for the finite parts—whenever the counterterm for mixing parameters at stake is independent (which depends on the combination C_i). This fixes the counterterms involved, thus justifying the expressions presented in section 5.1.6.⁶³

The prescription we just described—of promoting symmetry relations for independent mixing parameter counterterms to renormalization conditions—is completely general, not being restricted to the C2HDM. In fact, just as the procedure presented in section C.1 is easily generalizable to other models, so is this prescription to fix independent counterterms for mixing parameters. Actually, not only it is easily generalizable, as it is very simple, leading to gauge independent observables (as discussed in section 5.2).

⁶²This is the reason why the counterterms involved are still independent (even if their divergent parts are related). Again, eq. C.19 is also valid in the SM, as well as in all extensions of this model that do not modify its gauge structure.

⁶³As discussed in section 5.2, the independent counterterms for the mixing parameters are calculated in the Feynman gauge.

D FeynMaster 2: an ideal tool for renormalizing the C2HDM

In this appendix, we introduce FEYNMASTER 2 and describe its application to the renormalization of the C2HDM. We start by presenting the main differences regarding the previous version of the software. We then summarize its usefulness in the renormalization of models. Finally, we explain how it can be exploited to renormalize a model such as the C2HDM, providing illustrations of the different steps involved.

D.1 The new version

An overall description of FEYNMASTER was already presented in the Introduction. The second version of the program, FEYNMASTER 2, has been very recently made available online in the webpage:

<https://porthos.tecnico.ulisboa.pt/FeynMaster/>.

There, the new software can be downloaded, and a complete and auto-sufficient manual can be found. FEYNMASTER 2 has significant improvements over the previous version of the program. First, it is much more practical, since a) a model is now specified by a single model file, b) the file controlling the FEYNMASTER run now contains just the data relevant for the run, and c) the presence of QGRAF has virtually vanished. The last point means that there is no longer such thing as a QGRAF style or convention, which in turn implies that there is a single set of conventions (the FEYNRULES ones) used throughout the whole program. A second major improvement in FEYNMASTER 2 is that the calculated results can now be automatically stored. This implies that a certain process can be calculated once and for all, which considerably simplifies the manipulation of results and the use of FEYNMASTER as a whole (this improvement is especially important for renormalization, as shall be seen). In the third place, the renormalization is significantly faster; for example, the generation and impression of the total set of Feynman rules (tree-level and counterterms) for the SM is now completed in just 5 minutes in normal laptops. Finally, several functions were corrected, improved or simply created.

D.2 An ideal tool for renormalizing models

Having seen this, and given the list of tasks presented in the Introduction, it is easy to conclude that FEYNMASTER 2 is an extremely useful tool in the renormalization of a model. Such usefulness is manifest, first and foremost, in the fact that the different steps required for the renormalization of a model—definition of the model, generation of Feynman rules, generation of counterterms, one-loop calculations and renormalization conditions—can all be performed with FEYNMASTER 2. One starts by writing the model, with the desired conventions. This allows to automatically generate the Feynman rules not only for the tree-level interactions, but also for the counterterms. With the former, one-loop processes can be automatically calculated and stored, which allows to fix all the counterterms in a desired subtraction scheme, thus completing the renormalization of the model.

But this is not all. One can then study different one-loop processes (meanwhile renormalized), disposing not only of all the tools of `FEYN CALC`, but also of some specific functions of `FEYNMASTER 2`. These can also be combined with the numerical interface with `FORTRAN`, thus allowing a more complete analysis. In the end of the day, renormalization and the study of NLO processes has become quite simple.

A constant element in the chain of processes just described should be stressed: *flexibility*. This property begins in the moment when, in the writing of the model, the user defines the conventions. Not only he or she has the freedom to define those conventions at will, but—and what is perhaps more relevant—they are kept throughout the whole process: in Feynman rules, one-loop calculations, counterterms, etc. Indeed, by combining all the required steps in a single software, `FEYNMASTER 2` assures that the conventions do not change when changing from one step to the other.⁶⁴

Flexibility is present in many other ways. Intermediate and final results can be manipulated: not only due to the intuitive structure of `FEYNMASTER 2`, but also to the user-friendly character of `FEYN CALC` and `MATHEMATICA`. Notebooks for processes are automatically written, in which all of the results already calculated (Feynman rules, counterterms, one-loop amplitudes, etc.) are immediately available. The writing of Feynman diagrams and analytical expressions in `LATEX` is immediate. The treatment of Dirac structures and the calculation of (one-loop) decay widths and cross sections is remarkably simple given the functions available in `FEYNMASTER 2`. The numerical interface includes the beginning of a `FORTRAN` main file (adapted to the process at stake), as well as a template of a makefile. These examples suffice to make our point: `FEYNMASTER 2` is very convenient for renormalizing a model and to study it at NLO. We now illustrate these features in the particular case of the C2HDM.

D.3 The C2HDM

We organize this section in three parts. In a first one, we briefly describe some particularities concerning the implementation of the C2HDM as a model for `FEYNMASTER 2`. Then, we explain how to calculate the counterterms. In the end, we show how to use `FEYNMASTER 2` to study processes at NLO.

D.3.1 The model

The C2HDM as a model for `FEYNMASTER 2` is available online in the webpage of `FEYNMASTER 2` (in the Type II version, cf. section 2.3). Here, we do not describe in detail all the different components of the model (the manual can be checked for details). Rather, we stress some aspects which may be less obvious.

First, the model for the C2HDM is an extension of the model for the SM, in the sense that it was built upon the model file for the SM. This implies, in particular, that it also contains the η 's from ref. [77], which are very useful to compare different conventions. Now, the theory

⁶⁴This tends to be a problem when one needs to combine different softwares (e.g., one software for the generation of Feynman rules, and another one for the one-loop calculations), since different softwares usually define different quantities and variables in different ways.

(the Lagrangian, with its particles and parameters) is originally written as a bare theory. And since we intend to renormalize it, we need to write it in a general basis. The bare quantities are identified with the sum of a renormalized quantity and its corresponding counterterm, as usual. The renormalized quantities obey eqs. 3.19 to 3.24, which are enforced through the restrictions file. Counterterms such as $\delta\lambda_1$ will show up because the model is written in such a way that most of the dependent parameters are renormalized.⁶⁵ Although we did not need to renormalize them (they are dependent, so that one could rewrite them in terms of independent parameters, and renormalize the latter), we decided to renormalize them for convenience. This is indeed very convenient: although it introduces several unnecessary counterterms, it renders the expressions considerably more compact.⁶⁶ By running FEYNMASTER 2 with the variables `FRinterLogic` and `RenoLogic` (of the `Control.m` file) set to `True`, the Feynman diagrams and rules for the tree-level and counterterm interactions are automatically generated. In figures D.1 and D.2, we present excerpts

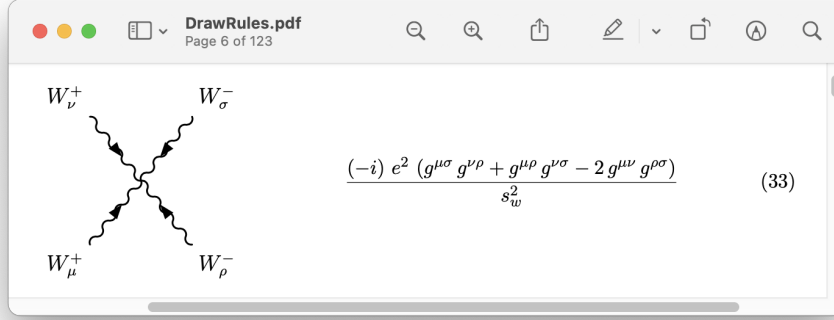


Figure D.1: Excerpt from the `DrawRules.pdf` file, containing the Feynman diagrams and rules for the tree-level interactions.

of the files containing the diagrams and rules written in \LaTeX . The corresponding files with the internal rules (i.e. the rules written in a FEYN CALC-readable format, to be used in the calculations) are also automatically generated. We show in figure D.3 an excerpt of one of them, `CTini.m`, which is the one concerned with the counterterms. There, each non-empty line begins with the interaction at stake, containing after it the total set of counterterms contributing to it. Note the presence of dependent counterterms, such as δQ_{41} and

⁶⁵Recall note 21 and eq. 3.14. The circumstance that we renormalize m_{11}^2 , m_{22}^2 and m_{12I}^2 for convenience implies that FEYNMASTER will generate counterterms for these variables, in such a way that it does not know their dependences—i.e. does not know how they depend on other counterterms. In that case, counterterms for the linear terms in h_1 , h_2 , h_3 and G_0 are apparently generated. Only, they are zero (which can be proven by replacing the bare values of m_{11}^2 , m_{22}^2 and m_{12I}^2 for their expressions, and renormalizing the latter). This is a consequence of the fact that we are using the FJTS. For more details, see ref. [80].

⁶⁶Actually, if no unnecessary counterterms were used, the renormalization would probably be unfeasible: as it is, it takes about 50 minutes in our laptops to generate the total set of Feynman rules for the tree-level as well as for the counterterm interactions. It would take much longer if unnecessary counterterms were avoided.

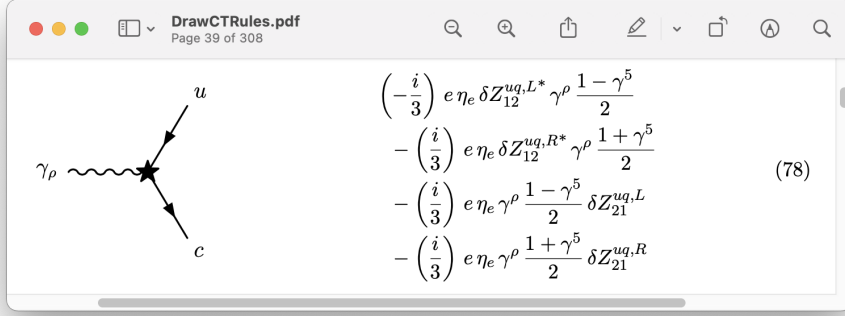


Figure D.2: Excerpt from the `DrawCTRules.pdf` file, containing the Feynman diagrams and rules for the counterterm interactions (η_e is one of the η 's from ref. [77]).

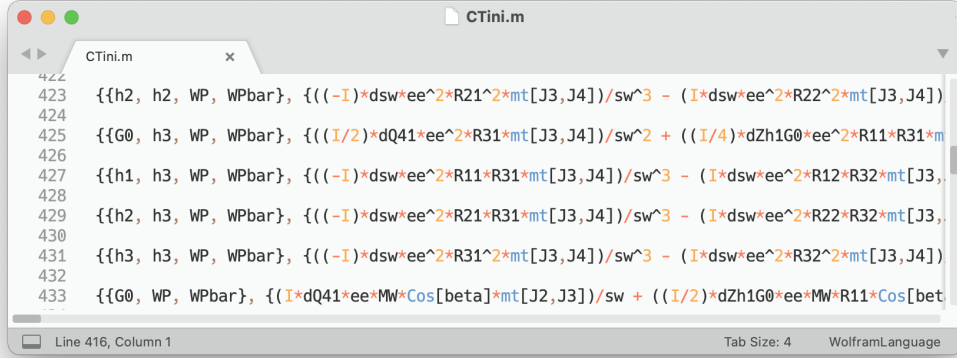


Figure D.3: Excerpt from the `CTini.m` file, containing the Feynman rules for the counterterms, written in a FEYNALC-readable format.

δs_w (represented by `dQ41` and `dsw`, respectively). Note also the presence of renormalized parameters such as `R21`, corresponding to the entry 21 of the matrix R .⁶⁷

Finally, we have set the option `M$PrMassFL` of the `FEYNMASTER` model file (defined in the `Extra.fr` file) to `False`. This means that `FEYNMASTER` does not extract the mass of a certain propagator from the term in the Lagrangian which is bilinear in the corresponding field, but rather writes a simplified version of the propagator.⁶⁸ But it also means that the gauge boson propagators are written in the Feynman gauge. In order to study gauge-dependences, however, they must be written in an arbitrary R_ξ gauge. As the totality of propagators that depend on the gauge exist also in the SM, we can copy them—assuming the user has already generated the Feynman rules for SM—from the file `Propagators.m` of the SM (which lies inside the folder `FeynmanRules`, contained in the `FEYNMASTER` output

⁶⁷We used eqs. 3.22 and 3.23 to replace the elements of matrix Q by those of matrix R . We could also have used eq. 3.21 to rewrite the entries of the matrix R , but the Feynman rules would then become longer.

⁶⁸Otherwise, the masses in the propagators of the scalar particles would be written in terms of parameters in the potential. For more details, cf. the manual.

of the SM), and paste it in the equivalent file for the C2HDM. The final version should look like figure D.4

```

11 propA[m_, p_, J1_, J2_] := (-I)*Deno[p, 0, A]*((-1 + xiA)*Deno[p, 0, A]*fv[p, J1]*fv[p, J2] + mt[J1, J2
12
13 propZ[m_, p_, J1_, J2_] := (-I)*Deno[p, MZ, Z]*((-1 + xiZ)*Deno[p, MZ*Sqrt[xiZ], Z]*fv[p, J1]*fv[p, J2
14
15 propWP[m_, p_, J1_, J2_] := (-I)*Deno[p, MW, WP]*((-1 + xiW)*Deno[p, MW*Sqrt[xiW], WP]*fv[p, J1]*fv[p
16
17 propG[m_, p_, J1_, J2_] := (-I)*Deno[p, 0, G]*((-1 + xiG)*Deno[p, 0, G]*fv[p, J1]*fv[p, J2] + mt[J1, J2
18
19 propHP[m_, p_, J1_, J2_] := I Deno[p, mHP, HP]
20
21 propGP[m_, p_, J1_, J2_] := I Deno[p, MW*Sqrt[xiW], GP]

```

Figure D.4: Excerpt from the modified `Propagators.m` file of the C2HDM, containing the Feynman rules for the propagators written in a FEYN CALC-readable format.

D.3.2 Calculation of counterterms

As we just saw, the running of FEYNMASTER already generated the totality of Feynman rules for the counterterm interactions. That is, for each process, the total set of counterterms contributing to it is already known. Now, those counterterms need to be calculated, which can be done in different ways, i.e. through different subtraction schemes. Here, we adopt the schemes defined in section 5. We thus need to calculate several GFs: mostly 2-point functions, but also some 3-point functions (due to $\overline{\text{MS}}$ renormalization). This can be done in a single FEYNMASTER run, as illustrated in figure D.5. Some clarifications are in order, concerning this figure.

First, we only show some of the GFs involved in section 5; the remaining ones should be added in the place of the ellipses “ (\dots) ”. Second, in the calculation of $\Sigma^{\bar{b}b}$, we exclude diagrams with gluons via `{avoid,G,1,9}`; the same applies for all GFs with external fermions. Third, note the options `noPVauto` and `nosigma`. The former must be employed in some GFs to prevent meaningless divergences.⁶⁹ The latter assures two things: on the one hand, that no one-loop corrections to the external legs are included (such corrections

⁶⁹The conditions of section 5 predict that some counterterms are calculated taking the limit of zero external momentum in some 2-point functions. Now, as explained in the manual of FEYNMASTER 2, loop integrals are performed with the function `OneLoopTID`, which employs the FEYN CALC function `TID`. By default, `OneLoopTID` uses `TID` with the option `PaVeAutoReduce -> True`, which simplifies some special cases of Passarino-Veltman functions. But it turns out that, in a general R_ξ gauge, that option causes spurious divergences to appear in some amplitudes when the limit of zero external momentum is taken. We verified this phenomenon for the cases Σ^{AA} , Σ^{AZ} , $\Sigma^{G_0 G_0}$ and $\Sigma^{G^+ G^+}$. This can be solved by making `PaVeAutoReduce -> False`, which in turn can be obtained by selecting the option `noPVauto` in the `Control.m` file. Finally, note that nothing of this happens in the Feynman gauge: all the counterterms are well-behaved in the limit of zero external momentum in that case.

```

1 model: C2HDM
2
3 inparticles: A
4 outparticles: A
5 loops: 1
6 options: noPVauto
7
8 inparticles: A
9 outparticles: Z
10 loops: 1
11 options: noPVauto
12
13 inparticles: b
14 outparticles: b
15 loops: 1
16 parset: {avoid,G,1,9}
17 options: nosigma
18
19 (* ... *)
20
21 FRinterLogic: F
22 RenoLogic: F
23 Draw: T
24 Comp: T
25 FinLogic: F
26 DivLogic: F
27 SumLogic: F
28 MoCoLogic: T
29 LoSpinors: F

```

Figure D.5: Sketch of the `Control.m` file used to generate all the one-loop GFs required to renormalize the model. See text for details.

are not needed for renormalizing purposes);⁷⁰ on the other hand, that reducible diagrams with broad tadpoles are included, as is required by the FJTS (recall section 4). We thus prove what we claimed in that section (4), namely, that the inclusion of broad tadpoles in FEYNMASTER is trivial.

Once all the GFs required in section 5 are calculated, the total set of counterterms can be directly determined in an analytical form through the results derived in that section.

D.3.3 NLO processes

As suggested above, the usefulness of FEYNMASTER does not end when the counterterms are determined. After that, multiple tasks are enabled by the tools provided in FEYNMASTER. We now briefly illustrate three of them.

A first one consists in verifying the finiteness of a certain one-loop process. Once in the possession of the expressions for the counterterms, this task is almost immediate. One starts by selecting the process at stake in `Control.m` with the options `Comp` and `SumLogic` set to `True`. By running FEYNMASTER, the total divergent part of the process is calculated, and a notebook for the process is automatically generated. One then opens the latter, having

⁷⁰Actually, this aspect is only relevant in the case of GFs with more than two external particles.

thus immediate access not only to the total divergent part (through the variable `resDtot`), but also to the total counterterms contributing to the process at stake (through the variable `CTprocess`, where *process* corresponds to the names of the incoming and the outgoing particles joined together). The expressions for the counterterms can be imported and replaced inside `CTprocess`. The divergent part of the resulting expression can be obtained with the function `GetDiv` and compared with `resDtot`.⁷¹ If the process is finite, the difference must be zero.⁷²

A second task that becomes quite simple when using FEYNMASTER is the calculation of a decay width at up-to-one-loop level. This requires the calculation of the tree-level amplitude, as well as of the renormalized one-loop one. The user can start with the former (choosing the process at stake at tree-level in `Control.m` with `Comp` set to `True`). Then, in a similar way, he or she calculates the non-renormalized one-loop amplitude (if the variable `Draw` in `Control.m` is set to `True`, FEYNMASTER automatically draws the Feynman diagrams, as in figure D.6). Here, as in the previous paragraph, the total counterterm

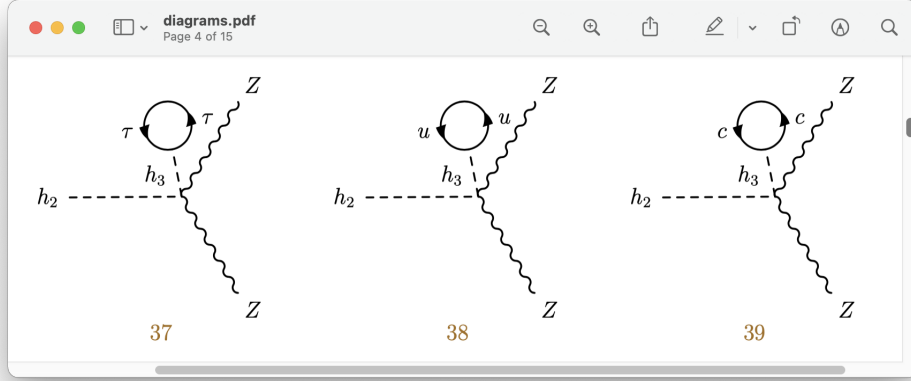


Figure D.6: Excerpt from `diagrams.pdf` for $h_2 \rightarrow ZZ$ at one-loop (in the FJTS).

should be added to obtain the (finite) renormalized one-loop amplitude. After summing up the two amplitudes (tree-level and renormalized one-loop), one will in general have a complicated expression. In this case, although the FEYNMASTER function `DecayWidth` can be directly applied to it, it will probably take quite some time; it is thus convenient to rewrite the expression in terms of form factors. This can be done automatically using another FEYNMASTER function, `FacToDecay`, which yields a two-element list: the first one is precisely the expression rewritten in terms of form factors; the second one is a list of replacements, associating to each form factor the corresponding analytical expression (written using the kinematics of the process). The function `DecayWidth` can now be easily

⁷¹As a matter of fact, the counterterm should be compared with i times `resDtot`, since the amplitude calculated corresponds to \mathcal{M} , and not to $i\mathcal{M}$.

⁷²The comparison can be made analytically or numerically. While the former is more robust, it can take some time. The numerical method, on the other hand, requires a software to generate points in the parameter space of the model.

applied to the first element of the output of `FacToDecay`.⁷³ In this way, one obtains in a couple of steps a simple formula for the NLO decay width, as well as a list with the different form factors contained in that formula.

A final example concerns the numerical interface of `FEYNMASTER 2`, enabled by yet another `FEYNMASTER` function, `FCtoFT`. This function converts the expression it was applied to into `FORTTRAN` format and generates several files to run a `FORTTRAN` program (cf. the manual for details). `FCtoFT` is especially convenient in cases where the user has a simple expression written in terms of form factors and a list of replacement rules for each of them—precisely the case described in the previous paragraph. The reason is that `FCtoFT` can be used with two arguments, respectively: a simple expression in terms of form factors, and the list of replacement rules for them. In summary, the combination of functions `FacToDecay`, `DecayWidth` and `FCtoFT` is very powerful.

References

- [1] ATLAS COLLABORATION collaboration, *Observation of a new particle in the search for the Standard Model Higgs boson with the ATLAS detector at the LHC*, *Phys.Lett.* **B716** (2012) 1 [1207.7214].
- [2] CMS COLLABORATION collaboration, *Observation of a new boson at a mass of 125 GeV with the CMS experiment at the LHC*, *Phys.Lett.* **B716** (2012) 30 [1207.7235].
- [3] ATLAS, CMS collaboration, *Measurements of the Higgs boson production and decay rates and constraints on its couplings from a combined ATLAS and CMS analysis of the LHC pp collision data at $\sqrt{s} = 7$ and 8 TeV*, *JHEP* **08** (2016) 045 [1606.02266].
- [4] ATLAS collaboration, *Combined measurements of higgs boson production and decay in the $h \rightarrow zz^* \rightarrow 4\ell$ and $h \rightarrow \gamma\gamma$ channels using $\sqrt{s} = 13$ tev pp collision data collected with the atlas experiment*, .
- [5] CMS collaboration, *Combined measurements of the Higgs boson’s couplings at $\sqrt{s} = 13$ TeV*, .
- [6] ATLAS collaboration, *Searches for BSM Higgs bosons in ATLAS*, *PoS EPS-HEP2019* (2020) 584.
- [7] CMS collaboration, *Searches for additional Higgs bosons at CMS*, *PoS LeptonPhoton2019* (2019) 182.
- [8] J. de Blas et al., *Higgs Boson Studies at Future Particle Colliders*, *JHEP* **01** (2020) 139 [1905.03764].
- [9] J. Alison et al., *Higgs boson potential at colliders: Status and perspectives*, *Rev. Phys.* **5** (2020) 100045 [1910.00012].
- [10] A.D. Sakharov, *Violation of CP Invariance, c Asymmetry, and Baryon Asymmetry of the Universe*, *Pisma Zh. Eksp. Teor. Fiz.* **5** (1967) 32.

⁷³The user must in general define which parameters are complex. Note, however, that the form factors used in `FacToDecay` are by default set as complex.

- [11] T.D. Lee, *A Theory of Spontaneous T Violation*, *Phys. Rev.* **D8** (1973) 1226.
- [12] J.F. Gunion, H.E. Haber, G.L. Kane and S. Dawson, *The Higgs Hunter's Guide*, *Front. Phys.* **80** (2000) 1.
- [13] G.C. Branco, P.M. Ferreira, L. Lavoura, M.N. Rebelo, M. Sher and J.P. Silva, *Theory and phenomenology of two-Higgs-doublet models*, *Phys. Rept.* **516** (2012) 1 [1106.0034].
- [14] I.P. Ivanov, *Building and testing models with extended Higgs sectors*, *Prog. Part. Nucl. Phys.* **95** (2017) 160 [1702.03776].
- [15] I.F. Ginzburg, M. Krawczyk and P. Osland, *Two Higgs doublet models with CP violation*, in *Linear colliders. Proceedings, International Workshop on physics and experiments with future electron-positron linear colliders, LCWS 2002, Seogwipo, Jeju Island, Korea, August 26-30, 2002*, pp. 703–706, 2002, <http://weblib.cern.ch/abstract?CERN-TH-2002-330> [hep-ph/0211371].
- [16] W. Khater and P. Osland, *CP violation in top quark production at the LHC and two Higgs doublet models*, *Nucl. Phys.* **B661** (2003) 209 [hep-ph/0302004].
- [17] A.W. El Kaffas, W. Khater, O.M. Ogreid and P. Osland, *Consistency of the two Higgs doublet model and CP violation in top production at the LHC*, *Nucl. Phys.* **B775** (2007) 45 [hep-ph/0605142].
- [18] A. Wahab El Kaffas, P. Osland and O.M. Ogreid, *Constraining the Two-Higgs-Doublet-Model parameter space*, *Phys. Rev.* **D76** (2007) 095001 [0706.2997].
- [19] A.W. El Kaffas, P. Osland and O.M. Ogreid, *CP violation, stability and unitarity of the two Higgs doublet model*, *Nonlin. Phenom. Complex Syst.* **10** (2007) 347 [hep-ph/0702097].
- [20] P. Osland, P.N. Pandita and L. Selbuz, *Trilinear Higgs couplings in the two Higgs doublet model with CP violation*, *Phys. Rev.* **D78** (2008) 015003 [0802.0060].
- [21] B. Grzadkowski and P. Osland, *Tempered Two-Higgs-Doublet Model*, *Phys. Rev.* **D82** (2010) 125026 [0910.4068].
- [22] A. Arhrib, E. Christova, H. Eberl and E. Ginina, *CP violation in charged Higgs production and decays in the Complex Two Higgs Doublet Model*, *JHEP* **04** (2011) 089 [1011.6560].
- [23] A. Barroso, P.M. Ferreira, R. Santos and J.P. Silva, *Probing the scalar-pseudoscalar mixing in the 125 GeV Higgs particle with current data*, *Phys. Rev.* **D86** (2012) 015022 [1205.4247].
- [24] S. Inoue, M.J. Ramsey-Musolf and Y. Zhang, *CP-violating phenomenology of flavor conserving two Higgs doublet models*, *Phys. Rev.* **D89** (2014) 115023 [1403.4257].
- [25] K. Cheung, J.S. Lee, E. Senaha and P.-Y. Tseng, *Confronting Higgcision with Electric Dipole Moments*, *JHEP* **06** (2014) 149 [1403.4775].
- [26] D. Fontes, J.C. Romão and J.P. Silva, *$h \rightarrow Z\gamma$ in the complex two Higgs doublet model*, *JHEP* **12** (2014) 043 [1408.2534].
- [27] D. Fontes, J.C. Romão, R. Santos and J.P. Silva, *Large pseudoscalar Yukawa couplings in the complex 2HDM*, *JHEP* **06** (2015) 060 [1502.01720].
- [28] C.-Y. Chen, S. Dawson and Y. Zhang, *Complementarity of LHC and EDMs for Exploring Higgs CP Violation*, *JHEP* **06** (2015) 056 [1503.01114].
- [29] D. Fontes, J.C. Romão, R. Santos and J.P. Silva, *Undoubtable signs of CP-violation in Higgs boson decays at the LHC run 2*, *Phys. Rev.* **D92** (2015) 055014 [1506.06755].

- [30] H. B lusca-Ma ito, A. Falkowski, D. Fontes, J.C. Rom o and J.a.P. Silva, *CP violation in 2HDM and EFT: the ZZZ vertex*, *JHEP* **04** (2018) 002 [1710.05563].
- [31] D. Fontes, M. M hlleitner, J.C. Rom o, R. Santos, J.a.P. Silva and J. Wittbrodt, *The C2HDM revisited*, *JHEP* **02** (2018) 073 [1711.09419].
- [32] P. Basler, M. M hlleitner and J. Wittbrodt, *The CP-Violating 2HDM in Light of a Strong First Order Electroweak Phase Transition and Implications for Higgs Pair Production*, 1711.04097.
- [33] M. Aoki, K. Hashino, D. Kaneko, S. Kanemura and M. Kubota, *Probing CP violating Higgs sectors via the precision measurement of coupling constants*, *PTEP* **2019** (2019) 053B02 [1808.08770].
- [34] D. Fontes, M. L schner, J.C. Rom o and J.a.P. Silva, *Leaks of CP violation in the real two-Higgs doublet model*, 2103.05002.
- [35] J. Oredsson and J. Rathsm n, *2-loop RG evolution of CP-violating 2HDM*, 1909.05735.
- [36] X. Wang, F.P. Huang and X. Zhang, *Gravitational wave and collider signals in complex two-Higgs doublet model with dynamical CP-violation at finite temperature*, *Phys. Rev. D* **101** (2020) 015015 [1909.02978].
- [37] R. Boto, T.V. Fernandes, H.E. Haber, J.C. Rom o and J.a.P. Silva, *Basis-independent treatment of the complex 2HDM*, *Phys. Rev. D* **101** (2020) 055023 [2001.01430].
- [38] K. Cheung, A. Jueid, Y.-N. Mao and S. Moretti, *Two-Higgs-doublet model with soft CP violation confronting electric dipole moments and colliders*, *Phys. Rev. D* **102** (2020) 075029 [2003.04178].
- [39] W. Altmannshofer, S. Gori, N. Hamer and H.H. Patel, *Electron EDM in the complex two-Higgs doublet model*, *Phys. Rev. D* **102** (2021) 115042 [2009.01258].
- [40] D. Azevedo, R. Capucha, A. Onofre and R. Santos, *Scalar mass dependence of angular variables in $t\bar{t}\phi$ production*, *JHEP* **06** (2020) 155 [2003.09043].
- [41] D. Huang, A.P. Morais and R. Santos, *CP violating hW^+W^- coupling in the Standard Model and beyond*, *JHEP* **01** (2021) 168 [2009.09228].
- [42] I. Low, N.R. Shah and X.-P. Wang, *Higgs Alignment and Novel CP-Violating Observables in 2HDM*, 2012.00773.
- [43] D. Azevedo, R. Capucha, E. Gouveia, A. Onofre and R. Santos, *Light Higgs searches in $t\bar{t}\phi$ production at the LHC*, 2012.10730.
- [44] K.I. Aoki, Z. Hioki, M. Konuma, R. Kawabe and T. Muta, *Electroweak Theory. Framework of On-Shell Renormalization and Study of Higher Order Effects*, *Prog. Theor. Phys. Suppl.* **73** (1982) 1.
- [45] W.F.L. Hollik, *Radiative Corrections in the Standard Model and their Role for Precision Tests of the Electroweak Theory*, *Fortsch. Phys.* **38** (1990) 165.
- [46] A. Denner, *Techniques for calculation of electroweak radiative corrections at the one loop level and results for W physics at LEP-200*, *Fortsch. Phys.* **41** (1993) 307 [0709.1075].
- [47] A. Denner and S. Dittmaier, *Electroweak Radiative Corrections for Collider Physics*, *Phys. Rept.* **864** (2020) 1 [1912.06823].
- [48] A. Freitas, *TASI 2020 Lectures on Precision Tests of the Standard Model*, 2012.11642.

- [49] R. Santos and A. Barroso, *On the renormalization of two Higgs doublet models*, *Phys. Rev. D* **56** (1997) 5366 [[hep-ph/9701257](#)].
- [50] S. Kanemura, Y. Okada, E. Senaha and C.P. Yuan, *Higgs coupling constants as a probe of new physics*, *Phys. Rev. D* **70** (2004) 115002 [[hep-ph/0408364](#)].
- [51] S. Kanemura, M. Kikuchi and K. Yagyu, *Fingerprinting the extended Higgs sector using one-loop corrected Higgs boson couplings and future precision measurements*, *Nucl. Phys. B* **896** (2015) 80 [[1502.07716](#)].
- [52] M. Krause, R. Lorenz, M. Muhlleitner, R. Santos and H. Ziesche, *Gauge-independent Renormalization of the 2-Higgs-Doublet Model*, *JHEP* **09** (2016) 143 [[1605.04853](#)].
- [53] L. Altenkamp, S. Dittmaier and H. Rzehak, *Renormalization schemes for the Two-Higgs-Doublet Model and applications to $h \rightarrow WW/ZZ \rightarrow 4$ fermions*, *JHEP* **09** (2017) 134 [[1704.02645](#)].
- [54] A. Denner, L. Jenniches, J.-N. Lang and C. Sturm, *Gauge-independent \overline{MS} renormalization in the 2HDM*, *JHEP* **09** (2016) 115 [[1607.07352](#)].
- [55] A. Denner, J.-N. Lang and S. Uccirati, *NLO electroweak corrections in extended Higgs Sectors with RECOLA2*, *JHEP* **07** (2017) 087 [[1705.06053](#)].
- [56] A. Denner, S. Dittmaier and J.-N. Lang, *Renormalization of mixing angles*, *JHEP* **11** (2018) 104 [[1808.03466](#)].
- [57] M. Krause, D. Lopez-Val, M. Muhlleitner and R. Santos, *Gauge-independent Renormalization of the N2HDM*, *JHEP* **12** (2017) 077 [[1708.01578](#)].
- [58] A. Pilaftsis, *Resonant CP violating scalar - pseudoscalar transitions at $\mu^+ \mu^-$ colliders*, *Phys. Rev. Lett.* **77** (1996) 4996 [[hep-ph/9603328](#)].
- [59] A. Pilaftsis, *Resonant CP violation induced by particle mixing in transition amplitudes*, *Nucl. Phys. B* **504** (1997) 61 [[hep-ph/9702393](#)].
- [60] A. Pilaftsis, *CP odd tadpole renormalization of Higgs scalar - pseudoscalar mixing*, *Phys. Rev. D* **58** (1998) 096010 [[hep-ph/9803297](#)].
- [61] A. Pilaftsis, *Higgs scalar - pseudoscalar mixing in the minimal supersymmetric standard model*, *Phys. Lett. B* **435** (1998) 88 [[hep-ph/9805373](#)].
- [62] A. Pilaftsis and C.E.M. Wagner, *Higgs bosons in the minimal supersymmetric standard model with explicit CP violation*, *Nucl. Phys. B* **553** (1999) 3 [[hep-ph/9902371](#)].
- [63] M. Carena, J.R. Ellis, A. Pilaftsis and C.E.M. Wagner, *CP violating MSSM Higgs bosons in the light of LEP-2*, *Phys. Lett. B* **495** (2000) 155 [[hep-ph/0009212](#)].
- [64] S.Y. Choi, M. Drees and J.S. Lee, *Loop corrections to the neutral Higgs boson sector of the MSSM with explicit CP violation*, *Phys. Lett. B* **481** (2000) 57 [[hep-ph/0002287](#)].
- [65] M. Frank, T. Hahn, S. Heinemeyer, W. Hollik, H. Rzehak and G. Weiglein, *The Higgs Boson Masses and Mixings of the Complex MSSM in the Feynman-Diagrammatic Approach*, *JHEP* **02** (2007) 047 [[hep-ph/0611326](#)].
- [66] A.C. Fowler and G. Weiglein, *Precise Predictions for Higgs Production in Neutralino Decays in the Complex MSSM*, *JHEP* **01** (2010) 108 [[0909.5165](#)].
- [67] S. Heinemeyer, H. Rzehak and C. Schappacher, *Proposals for Bottom Quark/Squark Renormalization in the Complex MSSM*, *Phys. Rev. D* **82** (2010) 075010 [[1007.0689](#)].

- [68] T. Fritzsche, S. Heinemeyer, H. Rzehak and C. Schappacher, *Heavy Scalar Top Quark Decays in the Complex MSSM: A Full One-Loop Analysis*, *Phys. Rev. D* **86** (2012) 035014 [1111.7289].
- [69] T. Fritzsche, T. Hahn, S. Heinemeyer, F. von der Pahlen, H. Rzehak and C. Schappacher, *The Implementation of the Renormalized Complex MSSM in FeynArts and FormCalc*, *Comput. Phys. Commun.* **185** (2014) 1529 [1309.1692].
- [70] D. Fontes and J.C. Romão, *FeynMaster: a plethora of Feynman tools*, *Comput. Phys. Commun.* **256** (2020) 107311 [1909.05876].
- [71] N.D. Christensen and C. Duhr, *FeynRules - Feynman rules made easy*, *Comput. Phys. Commun.* **180** (2009) 1614 [0806.4194].
- [72] A. Alloul, N.D. Christensen, C. Degrande, C. Duhr and B. Fuks, *FeynRules 2.0 - A complete toolbox for tree-level phenomenology*, *Comput. Phys. Commun.* **185** (2014) 2250 [1310.1921].
- [73] P. Nogueira, *Automatic Feynman graph generation*, *J. Comput. Phys.* **105** (1993) 279.
- [74] R. Mertig, M. Bohm and A. Denner, *FEYN CALC: Computer algebraic calculation of Feynman amplitudes*, *Comput. Phys. Commun.* **64** (1991) 345.
- [75] V. Shtabovenko, R. Mertig and F. Orellana, *New Developments in FeynCalc 9.0*, *Comput. Phys. Commun.* **207** (2016) 432 [1601.01167].
- [76] V. Shtabovenko, R. Mertig and F. Orellana, *FeynCalc 9.3: New features and improvements*, *Comput. Phys. Commun.* **256** (2020) 107478 [2001.04407].
- [77] J.C. Romão and J.P. Silva, *A resource for signs and Feynman diagrams of the Standard Model*, *Int. J. Mod. Phys. A* **27** (2012) 1230025 [1209.6213].
- [78] M.D. Schwartz, *Quantum Field Theory and the Standard Model*, Cambridge University Press (3, 2014).
- [79] M. Bohm, A. Denner and H. Joos, *Gauge theories of the strong and electroweak interaction*, Teubner, Stuttgart, Germany (2001).
- [80] D. Fontes, *Multi-Higgs Models: model building, phenomenology and renormalization*, Ph.D. thesis, Instituto Superior Técnico, University of Lisbon, 2021 (to appear).
- [81] M. Bohm, H. Spiesberger and W. Hollik, *On the One Loop Renormalization of the Electroweak Standard Model and Its Application to Leptonic Processes*, *Fortsch. Phys.* **34** (1986) 687.
- [82] G. 't Hooft and M.J.G. Veltman, *Combinatorics of gauge fields*, *Nucl. Phys. B* **50** (1972) 318.
- [83] D.A. Ross and J.C. Taylor, *Renormalization of a unified theory of weak and electromagnetic interactions*, *Nucl. Phys. B* **51** (1973) 125.
- [84] L. Baulieu, *Perturbative Gauge Theories*, *Phys. Rept.* **129** (1985) 1.
- [85] J. Fleischer and F. Jegerlehner, *Radiative Corrections to Higgs Decays in the Extended Weinberg-Salam Model*, *Phys. Rev. D* **23** (1981) 2001.
- [86] M. Sperling, D. Stöckinger and A. Voigt, *Renormalization of vacuum expectation values in spontaneously broken gauge theories*, *JHEP* **07** (2013) 132 [1305.1548].

- [87] M. Sperling, D. Stöckinger and A. Voigt, *Renormalization of vacuum expectation values in spontaneously broken gauge theories: Two-loop results*, *JHEP* **01** (2014) 068 [[1310.7629](#)].
- [88] A. Denner and T. Sack, *Renormalization of the Quark Mixing Matrix*, *Nucl. Phys. B* **347** (1990) 203.
- [89] S. Kanemura, M. Kikuchi, K. Sakurai and K. Yagyu, *Gauge invariant one-loop corrections to Higgs boson couplings in non-minimal Higgs models*, *Phys. Rev. D* **96** (2017) 035014 [[1705.05399](#)].
- [90] A. Freitas and D. Stockinger, *Gauge dependence and renormalization of tan beta in the MSSM*, *Phys. Rev. D* **66** (2002) 095014 [[hep-ph/0205281](#)].
- [91] T. Hahn and M. Perez-Victoria, *Automatized one loop calculations in four-dimensions and D-dimensions*, *Comput. Phys. Commun.* **118** (1999) 153 [[hep-ph/9807565](#)].
- [92] S. Kanemura, T. Kubota and E. Takasugi, *Lee-Quigg-Thacker bounds for Higgs boson masses in a two doublet model*, *Phys. Lett.* **B313** (1993) 155 [[hep-ph/9303263](#)].
- [93] A.G. Akeroyd, A. Arhrib and E.-M. Naimi, *Note on tree level unitarity in the general two Higgs doublet model*, *Phys. Lett.* **B490** (2000) 119 [[hep-ph/0006035](#)].
- [94] I.F. Ginzburg and I.P. Ivanov, *Tree level unitarity constraints in the 2HDM with CP violation*, [hep-ph/0312374](#).
- [95] I.P. Ivanov and J.P. Silva, *Tree-level metastability bounds for the most general two Higgs doublet model*, *Phys. Rev.* **D92** (2015) 055017 [[1507.05100](#)].
- [96] O. Deschamps, S. Descotes-Genon, S. Monteil, V. Niess, S. T’Jampens and V. Tisserand, *The Two Higgs Doublet of Type II facing flavour physics data*, *Phys. Rev.* **D82** (2010) 073012 [[0907.5135](#)].
- [97] F. Mahmoudi and O. Stal, *Flavor constraints on the two-Higgs-doublet model with general Yukawa couplings*, *Phys. Rev.* **D81** (2010) 035016 [[0907.1791](#)].
- [98] T. Hermann, M. Misiak and M. Steinhauser, *$\bar{B} \rightarrow X_s \gamma$ in the Two Higgs Doublet Model up to Next-to-Next-to-Leading Order in QCD*, *JHEP* **11** (2012) 036 [[1208.2788](#)].
- [99] M. Misiak et al., *Updated NNLO QCD predictions for the weak radiative B-meson decays*, *Phys. Rev. Lett.* **114** (2015) 221801 [[1503.01789](#)].
- [100] M. Misiak and M. Steinhauser, *Weak Radiative Decays of the B Meson and Bounds on M_{H^\pm} in the Two-Higgs-Doublet Model*, *Eur. Phys. J.* **C77** (2017) 201 [[1702.04571](#)].
- [101] H.E. Haber and H.E. Logan, *Radiative corrections to the Z b anti-b vertex and constraints on extended Higgs sectors*, *Phys. Rev.* **D62** (2000) 015011 [[hep-ph/9909335](#)].
- [102] ATLAS collaboration, *Combined measurements of Higgs boson production and decay using up to 80 fb⁻¹ of proton-proton collision data at $\sqrt{s} = 13$ TeV collected with the ATLAS experiment*, *Phys. Rev. D* **101** (2020) 012002 [[1909.02845](#)].
- [103] P. Bechtle, D. Dercks, S. Heinemeyer, T. Klingl, T. Stefaniak, G. Weiglein et al., *HiggsBounds-5: Testing Higgs Sectors in the LHC 13 TeV Era*, [2006.06007](#).
- [104] ACME collaboration, *Improved limit on the electric dipole moment of the electron*, *Nature* **562** (2018) 355.
- [105] R.V. Harlander, S. Liebler and H. Mantler, *SusHi: A program for the calculation of Higgs production in gluon fusion and bottom-quark annihilation in the Standard Model and the MSSM*, *Comput. Phys. Commun.* **184** (2013) 1605 [[1212.3249](#)].

- [106] R.V. Harlander, S. Liebler and H. Mantler, *SusHi Bento: Beyond NNLO and the heavy-top limit*, *Comput. Phys. Commun.* **212** (2017) 239 [1605.03190].
- [107] M. Krause, M. Muhlleitner, R. Santos and H. Ziesche, *2HDM Higgs-to-Higgs Decays at Next-to-Leading Order*, *Phys. Rev.* **D95** (2017) 075019 [1609.04185].
- [108] W. Grimus and M. Löschner, *Revisiting on-shell renormalization conditions in theories with flavor mixing*, *Int. J. Mod. Phys. A* **31** (2017) 1630038 [1606.06191].
- [109] M.A. Diaz and H.E. Haber, *One loop radiative corrections to the charged Higgs mass of the minimal supersymmetric model*, *Phys. Rev. D* **45** (1992) 4246.