

Building a testable shear viscosity across the QCD phase diagram

Emma McLaughlin,¹ Jacob Rose,² Travis Dore,³ Paolo Parotto,⁴ Claudia Ratti,⁵ and Jacquelyn Noronha-Hostler³

¹*Department of Physics, Columbia University, 538 West 120th Street, New York, NY 10027, USA*

²*Department of Physics, Dr. Karl-Remeis Observatory - Astronomical Institute, Bamberg D-96049, Germany*

³*Illinois Center for Advanced Studies of the Universe, Department of Physics, University of Illinois at Urbana-Champaign, Urbana, IL 61801, USA*

⁴*University of Wuppertal, Department of Physics, Wuppertal D-42097, Germany*

⁵*Department of Physics, University of Houston, Houston, TX 77204, USA*

Current experiments at the Relativistic Heavy Ion Collider (RHIC) are probing finite baryon densities where the shear viscosity to enthalpy ratio $\eta T/w$ of the Quark Gluon Plasma remains unknown. We use the Hadron Resonance Gas (HRG) model with the most up-to-date hadron list to calculate $\eta T/w$ at low temperatures and at finite baryon densities ρ_B . We then match $\eta T/w$ to a QCD-based shear viscosity calculation within the deconfined phase to create a table across $\{T, \mu_B\}$ for different cross-over and critical point scenarios at a specified location. We find that these new $\eta T/w(T, \mu_B)$ values would require initial conditions at significantly larger ρ_B , compared to ideal hydrodynamic trajectories, in order to reach the same freeze-out point.

I. INTRODUCTION

Relativistic heavy-ion collisions at the Large Hadron Collider (LHC) and Relativistic Heavy-Ion Collider (RHIC) have successfully reproduced the phase transition from the Quark Gluon Plasma into a hadron resonance gas in the laboratory. Since 2006 it has been understood that this phase transition is a smooth cross-over [1–7]. For this reason, the definition of the pseudo-critical temperature T_{pc} is not unique, but rather depends on the observable considered. If Quantum Chromodynamics (QCD) exhibits a critical point at large baryon densities, one expects the different pseudo-critical temperatures to converge to the critical temperature T_c [8–12] at the critical point. However, it is also possible that there is no critical point and only a cross-over is seen at larger baryon densities.

One crucial achievement of heavy-ion collisions has been the discovery that the Quark Gluon Plasma is a nearly perfect fluid with a shear viscosity to entropy density ratio η/s which at $\mu_B = 0$ is close to the KSS limit [13] (that we now know is no longer a strict bound [14–19]). Due to the extremely short lifetime of the produced Quark Gluon Plasma, relativistic viscous hydrodynamic calculations have been vital to understand the dynamics of this cross-over phase transition. It is common practice in the field to use η/s as a free parameter, and extract its value from experimental data by comparing flow harmonics to theoretical predictions from relativistic hydrodynamics [20–28]. However, since there are many other free parameters that influence the extraction of η/s , this is not a trivial task.

Ideally, η/s would be calculated directly from lattice QCD but this turns out to be an ill-posed problem, as it involves inversion methods over a discrete set of lattice points for the correlator of the energy-momentum tensor. Besides, the signal for this specific correlator is dominated by the high- ω part of the spectral function [29, 30], which makes the inversion even harder. For these reasons, one must turn to alternative approaches such as the hadron resonance gas (HRG) model [31–43], transport theory [44–

47], holography [13], Color String Percolation Model [48], linear sigma model [49] or QCD-motivated alternatives [50–53], to name a few. These calculations are often only performed at $\mu_B = 0$. Hence, they would be appropriate primarily for LHC and top RHIC energies, but not for large baryon densities.

While calculations currently exist from some of these models at finite baryon densities, there are difficulties in systematically studying $\eta T/w(T, \mu_B)$ ¹ for different types of phase transitions (cross-over vs. a critical point within the dynamical H or B universality classes) since some of these models are only applicable within the hadronic phase (e.g. HRG model [39, 54], UrQMD [55], and SMASH [46] calculations), or they are beholden to dynamic universality class of the model itself (e.g. holography in Universal class B [9, 56], which is also limited to a constant $\eta/s(T, \mu_B) = 0.08$ for current studies at finite μ_B ²). Furthermore, at larger baryon densities repulsive interactions have been shown to be more relevant [57, 58], which should be taken into account in the hadronic phase.

In this paper we establish a framework for combining $\eta T/w(T, \mu_B)$ in the confined phase – from an interacting hadron resonance gas (HRG) – and in the deconfined phase – with a QCD-based assumption – in the presence of a cross-over phase transition. The key element is that we use the finite μ_B behavior from the HRG model to construct $\eta T/w(T, \mu_B)$ across the phase diagram relevant to heavy-ion collisions. We note that the framework is generic enough to be easily updated if more realistic QCD-based calculations become available at finite μ_B .

¹ Note that at finite μ_B the enthalpy $w = \varepsilon + p$ is used rather than entropy

² Alternatives to $\eta/s(T, \mu_B = 0) = 0.08$ exist [14–17] at vanishing baryon densities where an action is formulated that allows for derivatives up to the 4th order. However, these calculations have not yet been incorporated into non-conformal AdS. Since non-conformality is vital for understanding the QCD phase transition, the current framework cannot provide non-trivial information about $\eta/s(T, \mu_B)$ at a critical point.

We use an interacting hadron resonance gas with the most up-to-date particle resonance list from the Particle Data Group (PDG16+) [59], which was shown to be a reasonable fit compared to lattice QCD data, can describe net-Kaon fluctuations [11], off-diagonal susceptibilities [60], thermal fits [61], and works well within relativistic viscous hydrodynamic calculations [28]. We base the treatment of the deconfined phase on the parametrized version of $\eta/s(T, \mu_B = 0)$ from Ref. [52], which is adjusted to match the hadron resonance gas model at the phase transition assuming a minimum value $\eta/s \sim 0.08$. In this work we construct four different profiles for $\eta T/w(T, \mu_B)$: we first consider the cases of a smooth or sharp crossover,

then the case with a critical point, first at $\{T, \mu_B\} = \{143, 350\}$ MeV – to match to the publicly available BEST collaboration EoS [62], then at $\{T, \mu_B\} = \{89, 724\}$ MeV – matching the prediction from holography in Ref. [56]³.

II. HADRON RESONANCE GAS MODEL

With the HRG model one can calculate the pressure, energy density and total particle density of species i assuming that the hadrons are point like particles:

$$\frac{p(T, \mu_B, \mu_S, \mu_Q)}{T^4} = \sum_i (-1)^{B_i+1} \frac{g_i}{2\pi^2} \int_0^\infty p^2 \ln [1 + (-1)^{B_i+1} e^{(-\frac{\sqrt{p^2+m_i^2}}{T} + \tilde{\mu}_i)}] dp \quad (1)$$

$$\frac{\epsilon(T, \mu_B, \mu_S, \mu_Q)}{T^4} = \sum_i \frac{g_i}{2\pi^2} \int_0^\infty \frac{p^2 \sqrt{p^2 + m_i^2}}{(-1)^{B_i+1} + e^{(-\frac{\sqrt{p^2+m_i^2}}{T} + \tilde{\mu}_i)}} dp \quad (2)$$

$$\frac{n_i(T, \mu_B, \mu_S, \mu_Q)}{T^3} = \frac{g_i}{2\pi^2} \int_0^\infty p^2 \left[\exp\left(\frac{\sqrt{p^2 + m_i^2}}{T} - \tilde{\mu}_i\right) + (-1)^{B_i-1} \right]^{-1} dp \quad (3)$$

where

$$\tilde{\mu}_i \equiv B_i \mu_B / T + S_i \mu_S / T + Q_i \mu_Q / T \quad (4)$$

and g_i is the degeneracy of each hadron, m_i is the mass, and B_i , S_i , and Q_i are the baryon number, strangeness and electric charge carried by each hadron. Additionally, μ_B , μ_S , and μ_Q are the corresponding chemical potentials for each conserved charge.

The other thermodynamic quantities follow

$$\begin{aligned} s(T, \mu_B, \mu_S, \mu_Q) &= \frac{\partial p(T, \mu_B, \mu_S, \mu_Q)}{\partial T} \\ \frac{\rho_i(T, \mu_B, \mu_S, \mu_Q)}{T^3} &= \frac{\partial p(T, \mu_B, \mu_S, \mu_Q) / T^4}{\partial (\mu_i / T)} \\ p + \epsilon &= sT + \sum_{i=B,S,Q} \mu_i \rho_i \end{aligned} \quad (5)$$

where s is the entropy, ρ_i where $i = B, S, Q$ is the net density, and ϵ is the energy density. Note that for the rest of the paper we will abbreviate $\mu_B, \mu_S, \mu_Q \Rightarrow \mu_i$.

In this paper we first compare two different lists of hadrons from the Particle Data Group, one from 2005 (PDG05) and another developed in Ref. [59] from 2016 that includes all *_**** states (PDG16+).

A. Excluded Volume

One method for taking into account repulsive interactions is the excluded volume approach [63] wherein each hadron is delegated a volume v , and the excluded volume pressure p_v can then be written as

$$\frac{p_v(T, \mu_i)}{T} = n(T, \mu_i) \exp(-v p_v(T, \mu_i) / T), \quad (6)$$

which can be solved analytically using the Lambert W function

$$p_v(T, \mu_i) = \frac{T}{v} W(v n(T, \mu_i)), \quad (7)$$

where $n(T, \mu_i) = \sum_i n_i(T, \mu_i)$ is defined in Eq. (3). The remaining thermodynamic quantities can be obtained using the thermodynamic relationships from Eq. (5) and are denoted with a subscript v for excluded volume. Here we are assuming that all particles have the same volume. In fact, one could relax that assumption as in Ref. [64] or even consider a multicomponent van der Waals [65], but we leave this for future work.

We obtain the effective hard-core volume from $v = 4 \cdot 4\pi r^3 / 3$, where r is the effective core radius. The point-like thermodynamic properties in Eqs. (1-5) can be then restored with $r \rightarrow 0$.

In the excluded volume calculations, there is always the issue of constraining the volume size, since it is an unconstrained free parameter. In an attempt to constrain

³ We remind the reader that, while the result in Ref. [56] is a prediction on the location of the critical point, the BEST collaboration EoS allows the user to pick its location, and the one mentioned here is the one used in Ref. [62] for illustration purposes.

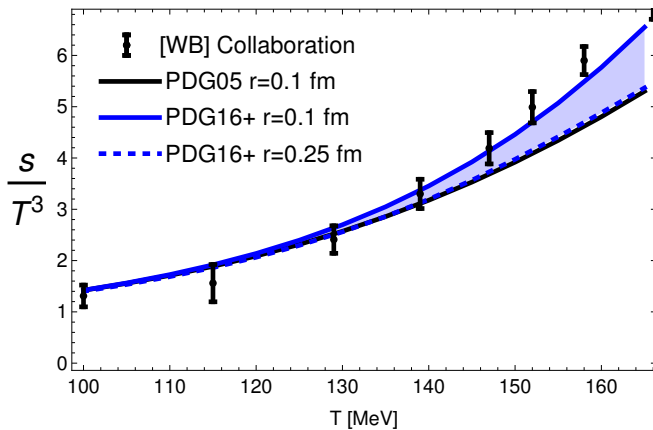


FIG. 1. Comparison of the PDDG05 and PDG16+ list with various excluded volumes to s/T^3 results from lattice QCD [2]. The band for the PDG16+ denotes the minimum and maximum r that fits within constraints from Lattice QCD.

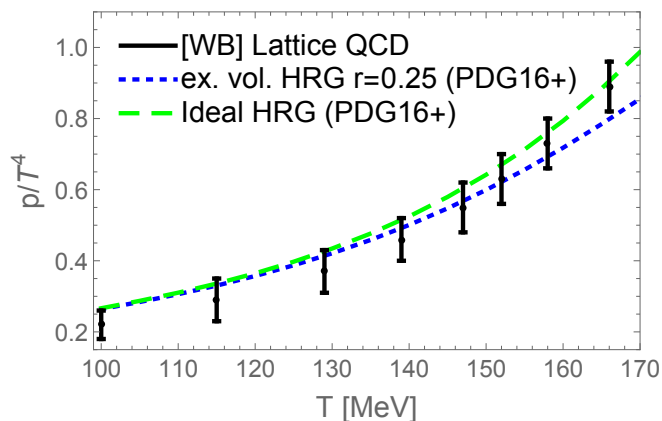


FIG. 2. Pressure comparison to lattice QCD results from [2] with an ideal vs. excluded volume HRG model.

the hard core radius, we vary r such that it fits within lattice QCD error-bars up to $T \sim 150$ MeV using the entropy from lattice QCD results shown in Fig. 1 for the entropy and in Fig. 2 for the pressure. We find that, for the PDG05, there are so few resonances that the largest possible excluded volume that we can use corresponds to a radius $r = 0.1$ fm, whereas for the PDG16+ we have significantly more resonances and we can accommodate an excluded volume with a radius up to $r = 0.25$ fm. Beyond this value, we can no longer reproduce the lattice QCD results within error bars. A quick comment on this result compared to previous papers [38, 66] is that here we use the most up-to-date lattice QCD results, whereas in previous work [66] the lattice QCD results were not yet in the continuum limit and were, therefore, much lower in the confined phase (see e.g., Fig 18 from [2]) yielding a larger extracted excluded volume. With current continuum extrapolated lattice results and the most up-to-date particle list, we do not find a need for a large excluded

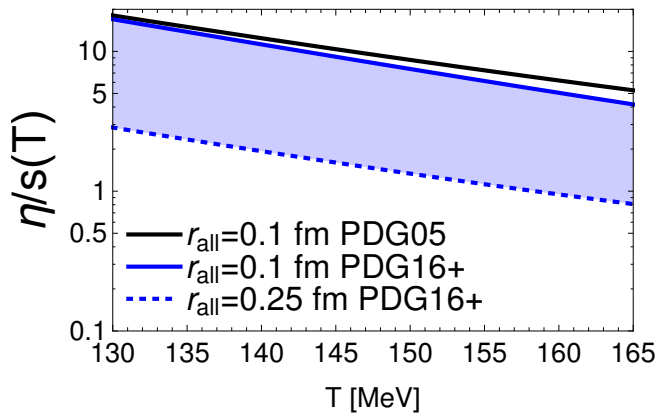


FIG. 3. Ratio η/s as a function of the temperature. The excluded volume result for the PDG05 list and $r = 0.1$ fm (black line) is compared to the results obtained with the PDG16+ list with $r = 0.1$ fm (blue solid line) and $r = 0.25$ fm (blue dashed line).

volume. Additionally, in Ref. [38] Hagedorn resonances were added beyond the PDG, which required a larger excluded volume. This result still holds: if more resonances were eventually measured, a larger excluded volume would become necessary. While in this work we only explore a single excluded volume, other types of interactions and/or volumes that vary with the hadron mass or flavor content [67] would lead to different conclusions and may be relevant at large μ_B . We leave this extension for future work.

B. Shear Viscosity

At vanishing baryon density, an excluded volume description has been used in Refs. [38, 66] to estimate $\eta(T)$ within the hadronic phase. We extend here this formalism to finite μ_B :

$$\eta^{HRG} = \frac{5}{64\sqrt{8}} \frac{1}{r^2} \frac{1}{n} \sum_i n_i \frac{\int_0^\infty p^3 e^{-\sqrt{p^2+m_i^2}/T+\tilde{\mu}_i} dp}{\int_0^\infty p^2 e^{-\sqrt{p^2+m_i^2}/T+\tilde{\mu}_i} dp}, \quad (8)$$

assuming – as mentioned earlier – a single radius for all species. Note that, in this case, the following relationship between number densities holds:

$$\frac{n_{i,v}}{n_v} = \frac{n_i}{n}, \quad (9)$$

i.e., one can exchange the excluded volume number density ratio and the ideal gas number density ratio. If this assumption is relaxed, $n_{i,v}$ and n_v must be used in Eq. (8).

After constraining the radius r , it is possible to calculate η/s as shown in Fig. 3. Using the PDG05 list, we find that $\eta/s(T)$ is extremely large and is not remotely able to reach

the $1/4\pi$ estimate from the KSS bound [13]. Because of the larger number of states present in the PDG16+ list, a significant decrease in $\eta/s(T)$ occurs, which brings it down to $\eta/s(T) \sim 0.8$ at $T=165$ MeV and $\eta/s(T) \sim 0.34$ at $T=199$ MeV.

Our next step is to connect to the deconfined phase η^{QGP}/s from Refs. [51, 52]. In order to avoid confusion, we first define the following temperatures:

- $T_{min}(\mu_B)$: Pseudo-critical temperature, i.e., the temperature where the minimum of $\eta T/w$ is reached for a fixed μ_B ;
- T_{sw} : Switching temperature where the connection between η^{HRG}/s and η^{QGP}/s occurs. This might correspond to a lower temperature $T_{sw} \leq T_{min}$;
- $T_{ch}(\mu_B)$: Chiral transition line temperature, which varies with μ_B . At vanishing chemical potential one has $T_{ch,0} = T_{ch}(\mu_B = 0)$;
- T_{YM} : a parameter in the definition of η^{QGP}/s from Refs. [51, 52];
- T_c : critical temperature, in the case where there is a critical point (the critical point has a corresponding $\mu_{B,c}$ as well).

Since the value $\eta/s(T) \sim 0.8$ is still larger than what one would expect from comparisons of viscous hydrodynamics to experimental data [68], we propose the following solution:

- Assume a higher pseudo-critical temperature T_{min} for shear viscosity. This is not an unreasonable assumption in light of Refs. [9, 51, 52, 69], wherein the minimum $\eta/s(T)$ is found around $T_{min} \sim 200$ MeV. This leads to a lower $\eta/s(T)$ in the hadronic phase of ~ 0.34 ;
- Renormalize the minimum to $\eta/s(T_{min}) = 0.08$;
- Utilize the parametrized $\eta/s(T)$ from Ref. [52] above T_{sw} , which we also normalize to $\eta/s(T_{min}) = 0.08$. Then, in the deconfined phase we have:

$$\eta^{QGP}/s = f \left[\frac{a}{\alpha_{s,HQ}(cT/T_{YM})} + \frac{b}{(T/T_{YM})^\delta} \right], \quad (10)$$

where the function $\alpha_{s,HQ}(z)$ reads:

$$\alpha_{s,HQ}(z) = \frac{1}{\beta_0} \frac{z^2 - 1}{z^2 \log z^2}, \quad (11)$$

the constants $a = 0.2$, $b = 0.15$, $c = 0.79$, and the exponents $\delta = 5.1$, $\gamma = 1.6$, $\beta_0 = 11 - 2n_f/3$ (where n_f is the number of flavors), and f is an overall normalization constant that we need to ensure the correct normalization at $T = T_{min}$ and $\mu_B = 0$.

This allows us to build a $\eta/s(T)$ at $\mu_B = 0$ that has a temperature dependence at least motivated by the HRG model (even if the overall magnitude is not).

We must also implement a finite μ_B dependence, which is somewhat non-trivial because it depends on the existence and location of a critical point. Subtle differences appear when only a cross-over or a critical point are present in the phase diagram. We also must state quite clearly, that we do *not* incorporate any critical scaling of the shear viscosity within this framework. However, since the shear viscosity scales as $\xi^{(4-d)/19}$ where d is the number of spatial dimensions (in comparison the bulk viscosity scales as ξ^3 [70]), we argue that criticality would not considerably affect the shear viscosity. What in turn will affect the shear viscosity is the exact profile of the line of pseudo-critical temperatures $T_{min}(\mu_B)$, i.e. the location of the minimum of $\eta T/w$ across the phase diagram. For this reason, in the following we consider very different choices depending on whether only a cross-over or a critical point are present.

C. Cross-over

The implementation of a cross-over phase transition is straightforward. We test two different approaches: a sharp cross-over vs. a smooth cross-over. In both cases we connect to η^{QGP}/s .

One of the main purposes of this work is to construct a temperature-dependent shear viscosity over enthalpy ratio $\eta T/w$ (recall $\eta T/w = \eta T/(\varepsilon + p)$, which simplifies to η/s at $\mu_B = 0$). In fact, we would like to construct a shear viscosity that can vary across the entire 4-dimensional QCD phase diagram relevant to heavy-ion collisions, i.e. spanning over $\{T, \mu_B, \mu_S, \mu_Q\}$. Unfortunately, such a model does not exist in the QGP phase beyond Ref. [9], although the authors of Ref. [51] may eventually incorporate a dependence on the baryon chemical potential, which would be quite useful. For this reason, in this paper we let the behavior of the HRG model drive the μ_B -dependence of the shear viscosity as follows (a flow chart of this procedure is shown in Fig. 4). We reserve for future work the extension to the full $\{\mu_B, \mu_S, \mu_Q\}$, which we can anticipate will further influence hydrodynamic trajectories [71].

First, we calculate the excluded volume shear viscosity across $\{T, \mu_B\}$. The enthalpy is then calculated once again in the HRG model with the mass-dependent volume corrections. With the simple assumption $\mu_S = \mu_Q = 0$ one finds that, at large μ_B , there is a suppression in $\eta T/w$, which has already been demonstrated in a number of previous papers [39, 54].

As previously discussed, we do not have a good theory to describe the shear viscosity of the QGP phase across $\{T, \mu_B\}$. Thus, we simply take the same parameterization form as in Eq. (10), and vary the overall magnitude as well as the switching temperature with μ_B . Everything remains the same as in Eq. (10), except for T_{YM} and

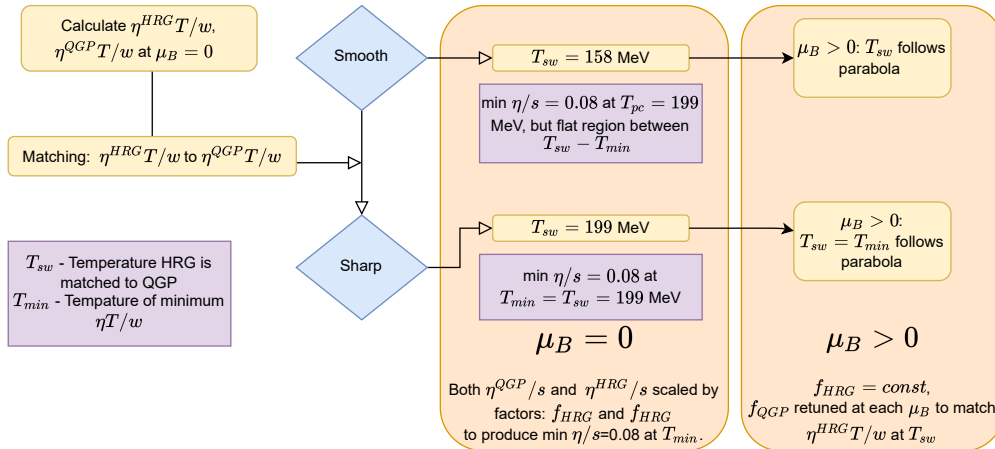


FIG. 4. Flow chart of our $\eta T/w \{T, \mu_B\}$ procedure for a cross-over.

f . In order to determine $T_{YM}(\mu_B)$ and $f(\mu_B)$ we need to determine the temperature at which the matching of the $\eta T/w$ in the confined and deconfined phases occurs. We use a Taylor expansion for the switching temperature such that:

$$T_{sw} = T_{sw,0} \left(1 - \kappa_2 \left(\frac{\mu_B}{T_{ch,0}} \right)^2 - \kappa_4 \left(\frac{\mu_B}{T_{ch,0}} \right)^4 \right). \quad (12)$$

Note that this has the same format as what is used in the lattice QCD community for the chiral phase transition. The values we employ for the chiral phase transition are [5, 72]: $T_{sw,0} = T_{ch,0} = 158$, $\kappa_2 = 0.0149$, and $\kappa_4 = 0.00032$. However, there is no reason to assume that the minimum of $\eta T/w$ should occur exactly at the chiral transition temperature T_{ch} ; we then study two different scenarios with a cross-over phase transition. First, we define a ‘‘smooth’’ cross-over in which we identify T_{sw} exactly with the chiral transition line, which in turn leads to a flat region at $T_{sw} < T < T_{min}$. Second, we contrast this with a ‘‘sharp’’ cross-over where we set $T_{sw} = T_{min}$, which leads to a clear kink in $\eta T/w$ at T_{min} .

Transition Parameter Values					
	Transition	$T_{sw,0}$	$T_{ch,0}$	κ_2	κ_4
CO smooth	Crossover	158	158	0.0149	0.00032
CO sharp	Crossover	199	158	0.0149	0.00032
CP(143,350)	Crossover	199	199	0.08	0.005
	First Order	158	158	0.0149	0.001
CP(89,724)	Crossover	199	199	0.038	0.0005
	First Order	158	158	0.0149	0.00032

TABLE I. The parameters that define the pseudo-critical temperature where the minimum of $\eta T/w$ occurs, based on Eq. (12.)

The final results for $\eta T/w(T, \mu_B)$ are shown in Fig. 5. We can clearly see that, at vanishing chemical potential, the $\eta T/w$ has a longer flat region in the case of a ‘‘smooth’’

cross-over. This small difference at $\mu_B = 0$ has large effects at finite μ_B as well. In fact, the smooth crossover leads to a much larger $\eta T/w$ across all μ_B values, because the matching to the HRG occurs at lower temperatures, hence leading to a strong μ_B -dependence. In contrast, matching the HRG model results at higher temperatures (as in the case of a sharp cross-over) leads to a weaker μ_B -dependence, which in turn significantly decreases $\eta T/w$ at large μ_B . This can be seen even more clearly in Fig. 6, where the minimum value of $\eta T/w$ is approximately twice as large for the smooth cross-over than for the sharp one at around $\mu_B \sim 600$ MeV. This indicates that the exact temperature for the switch from the deconfined to a confined phase has a significant effect on $\eta T/w$. In other words, the transition line for the minimum of $\eta T/w$, specifically how that varies with μ_B , plays a large role in the overall magnitude of $\eta T/w$.

D. Critical point

In the case of a critical point, we need two separate T_{pc} descriptions: one for the cross-over regime and one for the first-order phase transition line. At low μ_B , in the cross-over phase, we use $T_0 = 199$ MeV from Eq. (12), but adjust the κ_2 and κ_4 parameters to ensure that the minimum of $\eta T/w$ hits the critical point. Once the first-order phase transition is reached, we readjust the parameters in Eq. (12) such that the first-order phase transition falls onto the chiral transition line described by $T_0 = 158$ MeV, $\kappa_2 = 0.0149$, and $\kappa_4 = 0.00032$.

The results for our critical point scenarios are shown in Fig. 5. The closer the critical point lies to $\mu_B = 0$, the more steeply the minimum of $\eta T/w$ must drop to reach the critical point. Since the low-T region of $\eta^{HRG}T/w$ has a stronger dependence on μ_B , the magnitude of $\eta T/w$ must increase dramatically. We conclude that if a critical point

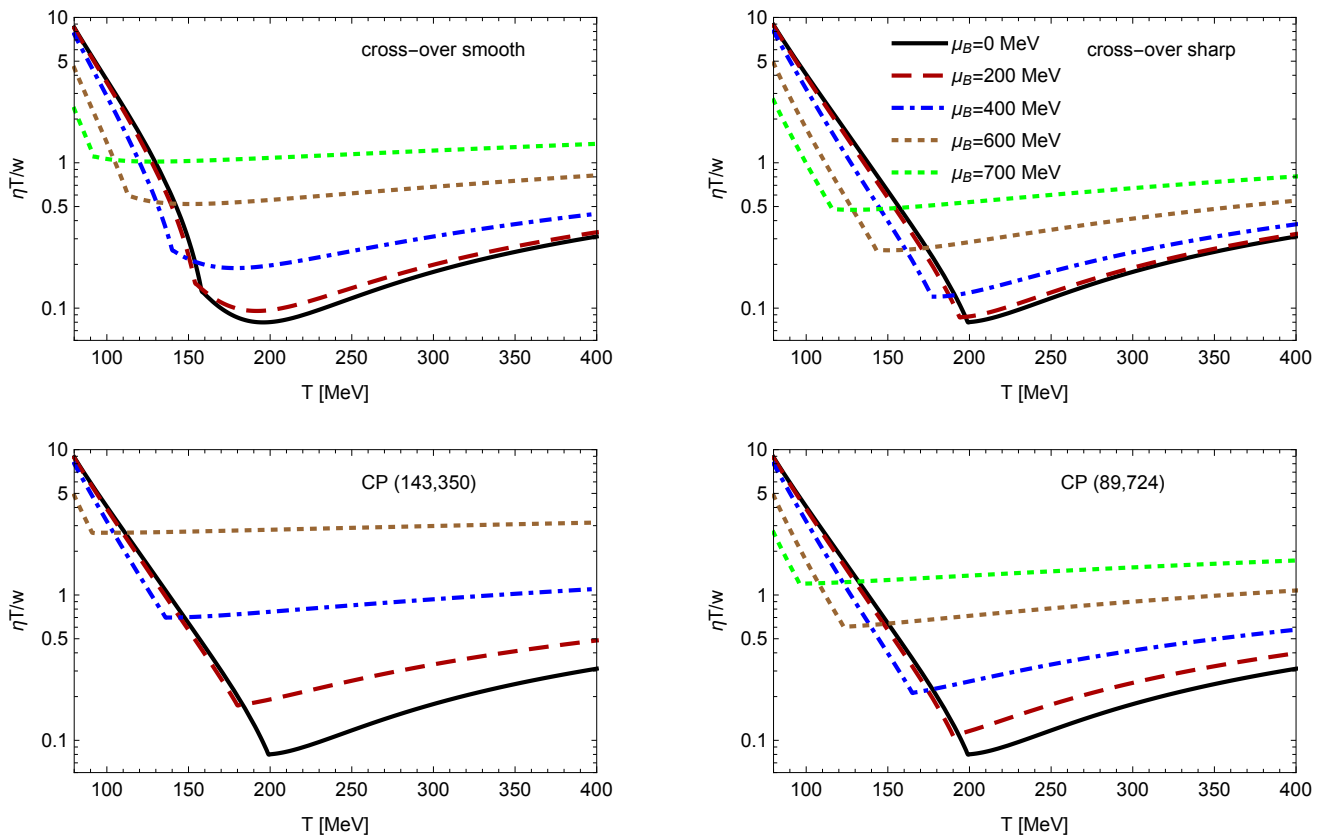


FIG. 5. Temperature dependence of $\eta T/w(T, \mu_B)$ for all 4 phase diagrams along slices of constant μ_B

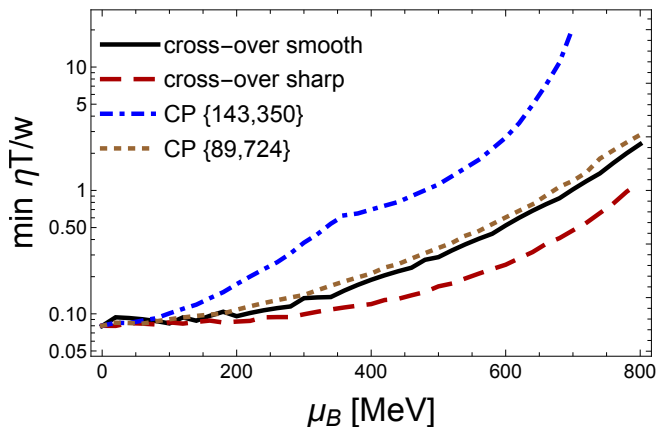


FIG. 6. Minimum $\eta T/w(T, \mu_B)$ as a function of μ_B

is present at low μ_B , the shear viscosity (at least with our setup) must be quite large. In contrast, if the critical point is far from the $\mu_B = 0$ axis, such as in Ref. [56], then the minimum of $\eta T/w$ can decrease more gradually across μ_B , which in turn leads to a smaller overall $\eta T/w$ at finite μ_B . It is suggestive to compare the minimum of $\eta T/w$ across μ_B for our two setups with a critical point, as shown in Fig. 6. We observe that the critical point at low μ_B has a significantly larger minimum $\eta T/w$. The

kink in Fig. 6 arises at the critical point because the transition line changes to the chiral transition one once the first-order regime is reached.

Finally, in Fig. 7 we show density plots of $\eta T/w$ to illustrate its different profiles. In the two cross-over setups, one can see clear differences in the trajectories of the minimum of $\eta T/w$ across the phase diagram. In the two cases with a critical point (shown as a red dot), one can clearly see the difference in the transitions lines between the cross-over and the first order phase transition line.

III. FLUCTUATING HYDRODYNAMICS AT $\sqrt{s_{NN}} = 19.6$ GEV

Because of event-by-event fluctuations from the initial conditions, large variations in the local temperature in a quickly expanding and cooling QGP droplet, and entropy creation due to viscosity, it can be somewhat misleading to argue that a specific beam energy only probes a single isentropic (where the ratio of entropy over baryon number $s/\rho_B = \text{const}$) trajectory [73]. Rather the expanding, cooling fireball probes a range of temperatures over time as shown in Ref. [74]. Furthermore, it has been argued that applying different cuts in rapidity could provide a method for fine tuning μ_B at a fixed beam energy [75]. Thus, in order to determine the $\eta T/w(T, \mu_B)$ ranges

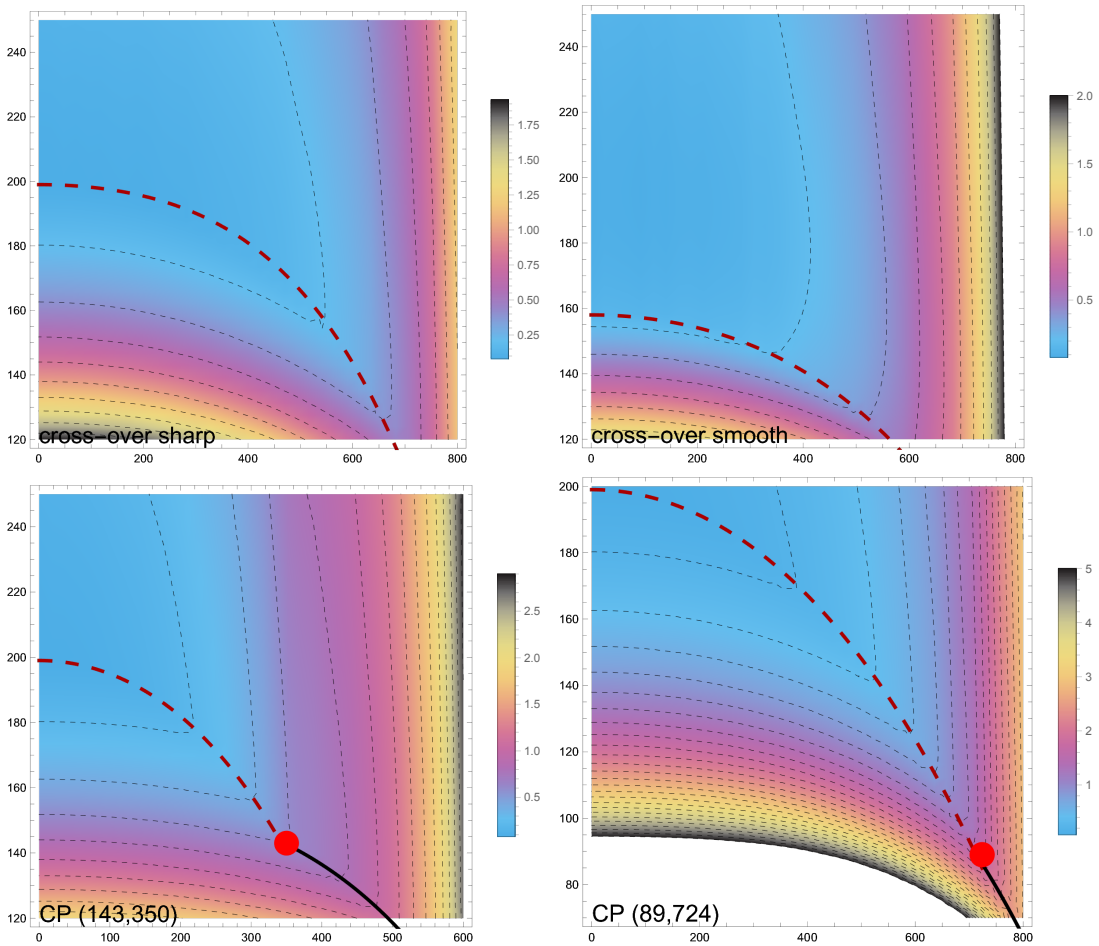


FIG. 7. Profile of $\eta T/w$ for our four different scenarios. The cross-over line is shown in red-dashed, the critical point is a red dot, and the solid black line is the first-order phase transition line. Values of $\eta T/w > 5$ are shown in white.

explored at a set beam energy, we first determine the path across $\{T, \mu_B\}$ taken by AuAu collision with energy $\sqrt{s_{NN}} = 19.6$ GeV.

First, we compare the commonly used isentropes calculated from lattice QCD to the $T - \mu_B$ evolution of a single hydrodynamic event from Ref. [74] at $\sqrt{s_{NN}} = 19.6$ GeV. From hydrodynamics it is possible to calculate the evolution of the mean temperature $\langle T \rangle$ and chemical potential $\langle \mu_B \rangle$, which is shown in Fig. 8. Realistically, entropy is produced because of the finite viscosity of the Quark Gluon Plasma (both bulk and shear viscosity contribute to entropy production), so one does not expect the relationship $s/\rho_B = \text{const.}$ to actually hold. Close to the phase transition a minimum of $\eta T/w$ is present, so it is not surprising that exactly at this point the lattice QCD isentrope most closely matches the hydrodynamic calculation. It appears that the lattice QCD isentropes can provide reasonable estimates at the phase transition, but not at higher temperatures.

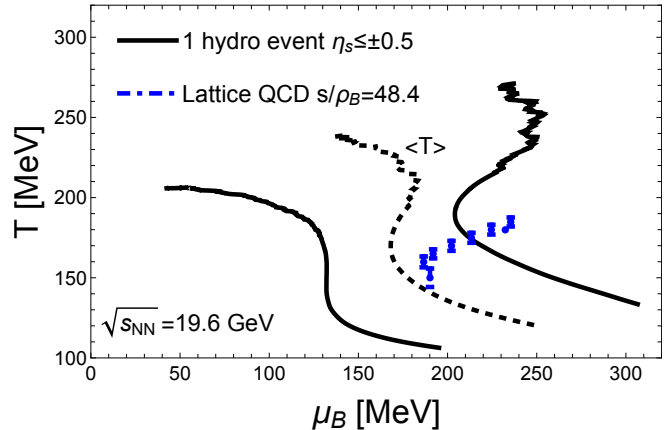


FIG. 8. The temperature and chemical potential dependence of a single hydrodynamic event from Ref. [74] at $\sqrt{s_{NN}} = 19.6$ GeV for the mean temperature and μ_B compared to one standard deviation from the mean at mid-rapidity $|\eta_s| < 0.5$. The isentrope at the same beam energy taken from lattice QCD data is also shown in blue.

Additionally, in Ref. [75] it was pointed out that forward

rapidity can be used to fine tune μ_B in order to refine the search for the critical point. This does indeed appear to be the case, as shown in Fig. 9, so we expect to also see changes in the $\eta T/w(T, \mu_B)$ ranges scanned at forward rapidity. In Fig. 9, two different rapidity cuts are shown: $|\eta_s| < 0.5$ and $0.5 < |\eta_s| < 1$ (note that rapidity is typically denoted η_s , so we add the subscript to indicate spacetime rapidity and avoid confusion with viscosity).

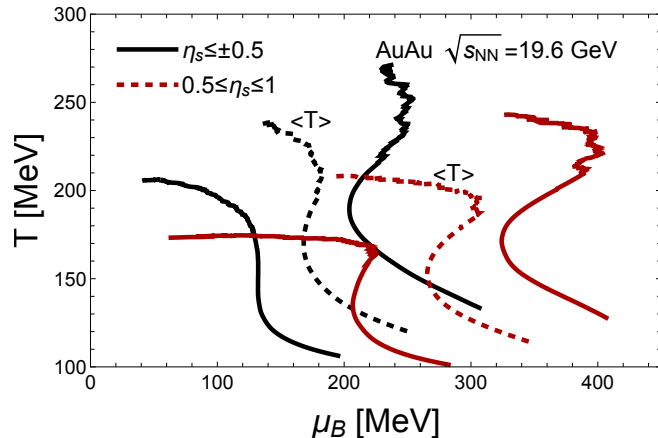


FIG. 9. The temperature and chemical potential dependence of a single hydrodynamic event from Ref. [74] at $\sqrt{s_{NN}} = 19.6$ GeV for the mean temperature and μ_B , compared to one standard deviation from the mean at mid-rapidity $|\eta_s| < 0.5$ (black) and $0.5 < \eta_s < 1$ (red).

Finally, in Fig. 10 we compare the values of $\eta T/w$ probed across ± 1 standard deviations from the mean T and μ_B at the rapidity cuts $|\eta_s| < 0.5$ and $0.5 < |\eta_s| < 1$. Here we only compare our setups with a crossover and that with the critical point from Ref. [62]. We find that, because the average μ_B is still relatively low (approximately $\mu_B \sim 200 - 300$ MeV), the location of the minimum $\eta T/w$ is relatively compatible between the different cases. Because of the longer flat region, the smooth crossover actually sees a smaller $\eta T/w$ over a longer period of time. In contrast, in the case with a critical point we observe a larger $\eta T/w$. We find that, at forward rapidity, the Quark Gluon Plasma sees a slightly higher $\eta T/w$ at around $\tau = 1 - 4$ fm. Thus we expect that, while forward rapidity does reach large μ_B , we also anticipate that it would be farther from equilibrium.

IV. INFLUENCE ON T, μ_B TRAJECTORIES

In this section we give a qualitative idea of the effect of using different $\eta T/w$ profiles on the trajectories taken through the QCD phase diagram by the expanding hydrodynamic system. Here, we only explore the effect of a crossover transition. The hydrodynamic setup is identical to Ref. [73], other than a replacement of the EoS with the one developed in Ref. [76] with $\mu_S = \mu_Q = 0$. This is done in order to compare the effect specifically with a crossover

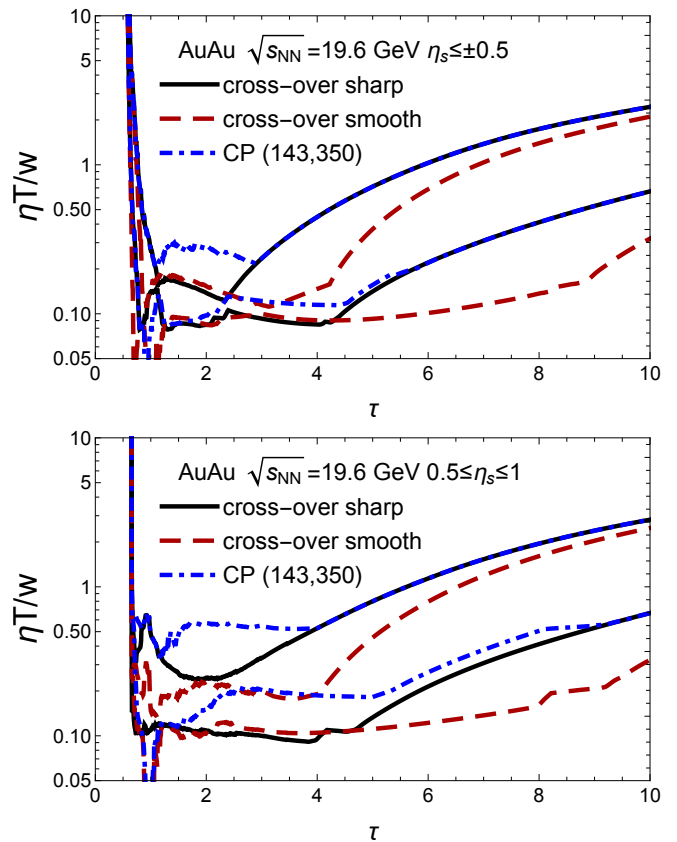


FIG. 10. Approximation of $\eta T/w$ probed within relativistic viscous hydrodynamics vs. time (using the (T, μ_B) from a single hydrodynamic background from Ref. [74])

transition. The EoS used here is directly obtained from lattice QCD through a Taylor expansion of the pressure in powers of μ_B/T . The bulk viscosity has the form

$$\frac{\zeta T}{w} = 36 \times \frac{1/3 - c_s^2}{8\pi}, \quad (13)$$

so that all of its functional dependence on thermodynamic variables enters through the speed of sound. The hydrodynamic equations exhibit Bjorken symmetry and are readily solved as a set of coupled ODE's. We compare the sharp vs. smooth crossover form of $\eta T/w$ to either a constant $\eta T/w = 0.08$ or an ideal hydrodynamic expansion. For an ideal fluid, entropy is conserved so one can describe that expansion through isentropic trajectories.

The effect on the trajectories can be seen in Fig. 11, where they all begin at a temperature of $T_i = 500$ MeV, and a chemical potential of $\mu_i = [200, 400, 800]$ MeV. The green lines are isentropes produced by running ideal hydrodynamics given the same initial conditions. The results are consistent with what is shown in Fig. 5. At lower T and μ_B , the smooth and sharp shear viscosities behave very similarly, and one would expect the associated hydrodynamic trajectories to look similar if initialized in this region. Hydrodynamic runs that begin at large μ_B , on

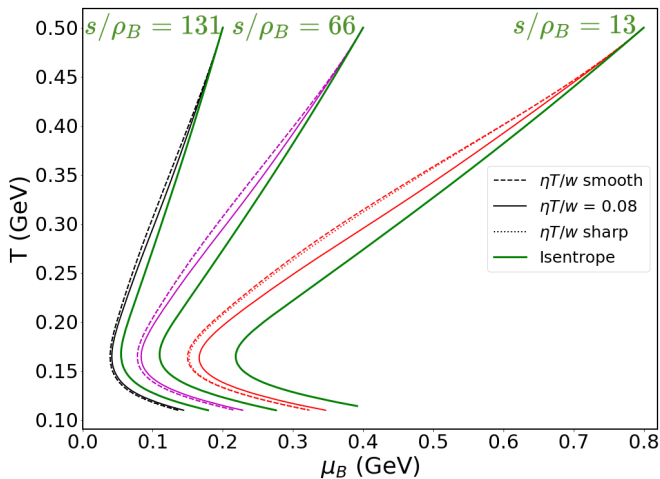


FIG. 11. Comparison of $\{T, \mu_B\}$ trajectories with various initial conditions for s/ρ_B with either $\eta T/w = 0$ (ideal hydrodynamics), $\eta T/w = 0.08$, or $\eta T/w$ following our “sharp” or “smooth” cross-over transitions.

the other hand, are more strongly influenced by the actual profile of $\eta T/w$, which leads to different trajectories[73].

We note that the effect of $\eta T/w$ is mainly to shift the trajectories towards $\mu_B = 0$, such that a very small initial s/ρ_B is necessary in order to see dramatic effects around the phase transition. For example, we reach here a similar freeze-out point with the initial condition $s/\rho_B = 13$ for both crossover $\eta T/w$ profiles, as the hydrodynamic simulation shown in Fig. 8 where the isentropic trajectory corresponded to $s/\rho_B = 48.4$. This is not surprising, because ideal hydrodynamics has maximum entropy, whereas a viscous system produces entropy over time, so that entropy production drives the system from a smaller to a larger s/ρ_B .

We also compare to a constant $\eta T/w = 0.08$ to show the overall effect of having a dependence on T and μ_B . It can be seen in Fig. 11 that, the higher the initial chemical potentials, the more the associated trajectories deviate from each other. It becomes apparent that, at higher μ_B , one becomes more sensitive to the T and μ_B dependence of $\eta T/w$ as well. Nonetheless, any viscosity (even constant $\eta T/w = 0.08$) causes substantial deviations from the isentropic lines. We conclude that heavy-ion collisions at low beam energies are more affected by the T and μ_B dependence of $\eta T/w$ and we anticipate large deviations from isentropic trajectories, especially if the $\eta T/w$ profile deviates substantially from a constant value. There are some indications of this from Bayesian analyses [77], which imply that extreme caution should be exercised about any conclusions drawn from work based on ideal hydrodynamics at large baryon densities (see Ref. [78] for further discussion).

V. CONCLUSIONS

We used a hadron resonance gas picture with a state-of-the-art list of resonances to study the QCD shear viscosity at large baryon densities. We developed a phenomenological approach to produce profiles of $\eta T/w(T, \mu_B)$ on the QCD phase diagram, which can be used in relativistic viscous hydrodynamic codes simulating collisions at the RHIC Beam Energy Scan. We considered four variations: a “smooth” or “sharp” crossover, and a critical point at $\{T_c, \mu_B^c\} = \{143, 350\}$ MeV or $\{T_c, \mu_B^c\} = \{89, 725\}$ MeV. We have demonstrated that the trajectories followed by hydrodynamic evolution are sensitive to different behavior in the shear viscosity. It is clear that a shear viscosity with a functional dependence on thermodynamic variables may probe different areas of the phase diagram than a constant one, especially if the differences are large at early times. We note that this framework does not incorporate critical scaling in $\eta T/w(T, \mu_B)$, since this is expected to be extremely small [70], but does ensure that its inflection point (i.e. minimum of $\eta T/w(T, \mu_B)$) does converge to the critical point.

Using this framework we found that the minimum $\eta T/w(T, \mu_B)$ increases with μ_B and that this effect is strongly influenced by the exact location of the transition line one chooses for the minimum of $\eta T/w(T, \mu_B)$. For instance, a critical point at low μ_B would dramatically increase the magnitude of $\eta T/w$ compared to a critical point at larger μ_B . We showed that the trajectories from heavy-ion collisions that pass through the QCD phase diagram would have significant deviations from isentropic lines, the larger the chemical potential is. The effect of viscosity is mainly to push the trajectories towards lower μ_B at freeze-out. This implies that a significantly smaller value of s/ρ_B is needed as an initial condition, in order to reach the same point of freeze-out compared to an ideal hydrodynamics system. We only consider a cross-over phase transition for this particular part of the study but the presence of a critical point would only enhance this effect due to the critical scaling of bulk viscosity, as shown already in Ref. [73]. We also expect early times ($\tau \sim 1 - 4$ fm/c) to be the regime probing the minimum of $\eta T/w$.

VI. ACKNOWLEDGEMENTS

This material is based upon work supported by the National Science Foundation under grant no. PHY-1654219 and by the U.S. Department of Energy, Office of Science, Office of Nuclear Physics, within the framework of the Beam Energy Scan Theory (BEST) Topical Collaboration. We also acknowledge the support from the Center of Advanced Computing and Data Systems at the University of Houston. J.N.H. acknowledges support from the US-DOE Nuclear Science Grant No. DE-SC0020633 and from the Illinois Campus Cluster, a computing resource that is operated by the Illinois Campus Cluster Program (ICCP) in conjunction with the National Center for Supercomputing

Applications (NCSA), and which is supported by funds from the University of Illinois at Urbana-Champaign.

E.M. was supported by the National Science Foundation via grant PHY-1560077. P.P. acknowledges support by the DFG grant SFB/TR55.

-
- [1] Y. Aoki, Z. Fodor, S. D. Katz, and K. K. Szabo, *Phys. Lett. B* **643**, 46 (2006), arXiv:hep-lat/0609068.
- [2] S. Borsanyi, G. Endrodi, Z. Fodor, A. Jakovac, S. D. Katz, S. Krieg, C. Ratti, and K. K. Szabo, *JHEP* **11**, 077 (2010), arXiv:1007.2580 [hep-lat].
- [3] S. Borsanyi, Z. Fodor, C. Hoelbling, S. D. Katz, S. Krieg, C. Ratti, and K. K. Szabo (Wuppertal-Budapest), *JHEP* **09**, 073 (2010), arXiv:1005.3508 [hep-lat].
- [4] A. Bazavov *et al.* (HotQCD), *Phys. Rev. D* **90**, 094503 (2014), arXiv:1407.6387 [hep-lat].
- [5] S. Borsanyi, Z. Fodor, J. N. Guenther, R. Kara, S. D. Katz, P. Parotto, A. Pasztor, C. Ratti, and K. K. Szabo, *Phys. Rev. Lett.* **125**, 052001 (2020), arXiv:2002.02821 [hep-lat].
- [6] C. Ratti, *Rept. Prog. Phys.* **81**, 084301 (2018), arXiv:1804.07810 [hep-lat].
- [7] J. N. Guenther, (2020), arXiv:2010.15503 [hep-lat].
- [8] G. Endrodi, Z. Fodor, S. D. Katz, and K. K. Szabo, *JHEP* **04**, 001 (2011), arXiv:1102.1356 [hep-lat].
- [9] R. Rougemont, R. Critelli, J. Noronha-Hostler, J. Noronha, and C. Ratti, *Phys. Rev. D* **96**, 014032 (2017), arXiv:1704.05558 [hep-ph].
- [10] J. Grefa, J. Noronha, J. Noronha-Hostler, I. Portillo, C. Ratti, and R. Rougemont, (2021), arXiv:2102.12042 [nucl-th].
- [11] R. Bellwied, J. Noronha-Hostler, P. Parotto, I. Portillo Vazquez, C. Ratti, and J. M. Stafford, *Phys. Rev. C* **99**, 034912 (2019), arXiv:1805.00088 [hep-ph].
- [12] J. Noronha-Hostler, R. Bellwied, J. Gunther, P. Parotto, A. Pasztor, I. Portillo Vazquez, and C. Ratti, (2016), arXiv:1607.02527 [hep-ph].
- [13] P. Kovtun, D. T. Son, and A. O. Starinets, *Phys. Rev. Lett.* **94**, 111601 (2005), arXiv:hep-th/0405231.
- [14] Y. Kats and P. Petrov, *JHEP* **01**, 044 (2009), arXiv:0712.0743 [hep-th].
- [15] M. Brigante, H. Liu, R. C. Myers, S. Shenker, and S. Yaida, *Phys. Rev. D* **77**, 126006 (2008), arXiv:0712.0805 [hep-th].
- [16] M. Brigante, H. Liu, R. C. Myers, S. Shenker, and S. Yaida, *Phys. Rev. Lett.* **100**, 191601 (2008), arXiv:0802.3318 [hep-th].
- [17] A. Buchel, R. C. Myers, and A. Sinha, *JHEP* **03**, 084 (2009), arXiv:0812.2521 [hep-th].
- [18] R. Critelli, S. I. Finazzo, M. Zaniboni, and J. Noronha, *Phys. Rev. D* **90**, 066006 (2014), arXiv:1406.6019 [hep-th].
- [19] S. I. Finazzo, R. Critelli, R. Rougemont, and J. Noronha, *Phys. Rev. D* **94**, 054020 (2016), [Erratum: *Phys. Rev. D* **96**, 019903 (2017)], arXiv:1605.06061 [hep-ph].
- [20] P. Romatschke and U. Romatschke, *Phys. Rev. Lett.* **99**, 172301 (2007), arXiv:0706.1522 [nucl-th].
- [21] P. Bozek, *Phys. Rev. C* **85**, 034901 (2012), arXiv:1110.6742 [nucl-th].
- [22] U. Heinz and R. Snellings, *Ann. Rev. Nucl. Part. Sci.* **63**, 123 (2013), arXiv:1301.2826 [nucl-th].
- [23] M. Luzum and H. Petersen, *J. Phys. G* **41**, 063102 (2014), arXiv:1312.5503 [nucl-th].
- [24] H. Niemi, K. J. Eskola, and R. Paatelainen, *Phys. Rev. C* **93**, 024907 (2016), arXiv:1505.02677 [hep-ph].
- [25] J. Noronha-Hostler, M. Luzum, and J.-Y. Ollitrault, *Phys. Rev. C* **93**, 034912 (2016), arXiv:1511.06289 [nucl-th].
- [26] S. McDonald, C. Shen, F. Fillion-Gourdeau, S. Jeon, and C. Gale, *Phys. Rev. C* **95**, 064913 (2017), arXiv:1609.02958 [hep-ph].
- [27] J. E. Bernhard, J. S. Moreland, and S. A. Bass, *Nature Phys.* **15**, 1113 (2019).
- [28] P. Alba, V. Mantovani Sarti, J. Noronha, J. Noronha-Hostler, P. Parotto, I. Portillo Vazquez, and C. Ratti, *Phys. Rev. C* **98**, 034909 (2018), arXiv:1711.05207 [nucl-th].
- [29] G. Aarts and J. M. Martinez Resco, *JHEP* **04**, 053 (2002), arXiv:hep-ph/0203177.
- [30] S. Borsanyi, Z. Fodor, M. Giordano, S. D. Katz, A. Pasztor, C. Ratti, A. Schaefer, K. K. Szabo, and C. Toth, Balint, *Phys. Rev. D* **98**, 014512 (2018), arXiv:1802.07718 [hep-lat].
- [31] J. Noronha-Hostler, J. Noronha, and C. Greiner, *Phys. Rev. Lett.* **103**, 172302 (2009), arXiv:0811.1571 [nucl-th].
- [32] S. Pal, *Phys. Lett. B* **684**, 211 (2010), arXiv:1001.1585 [nucl-th].
- [33] A. S. Khvorostukhin, V. D. Toneev, and D. N. Voskresensky, *Nucl. Phys. A* **845**, 106 (2010), arXiv:1003.3531 [nucl-th].
- [34] A. Tawfik and M. Wahba, *Annalen Phys.* **522**, 849 (2010), arXiv:1005.3946 [hep-ph].
- [35] P. Alba, R. Bellwied, M. Bluhm, V. Mantovani Sarti, M. Nahrgang, and C. Ratti, *Phys. Rev. C* **92**, 064910 (2015), arXiv:1504.03262 [hep-ph].
- [36] C. Ratti, S. Borsanyi, Z. Fodor, C. Hoelbling, S. D. Katz, S. Krieg, and K. K. Szabo (Wuppertal-Budapest), *Nucl. Phys. A* **855**, 253 (2011), arXiv:1012.5215 [hep-lat].
- [37] S. K. Tiwari, P. K. Srivastava, and C. P. Singh, *Phys. Rev. C* **85**, 014908 (2012), arXiv:1111.2406 [hep-ph].
- [38] J. Noronha-Hostler, J. Noronha, and C. Greiner, *Phys. Rev. C* **86**, 024913 (2012), arXiv:1206.5138 [nucl-th].
- [39] G. P. Kadam and H. Mishra, *Nucl. Phys. A* **934**, 133 (2014), arXiv:1408.6329 [hep-ph].
- [40] G. P. Kadam and H. Mishra, *Phys. Rev. C* **92**, 035203 (2015), arXiv:1506.04613 [hep-ph].
- [41] G. P. Kadam and H. Mishra, *Phys. Rev. C* **93**, 025205 (2016), arXiv:1509.06998 [hep-ph].
- [42] G. Kadam and S. Pawar, *Adv. High Energy Phys.* **2019**, 6795041 (2019), arXiv:1802.01942 [hep-ph].
- [43] R. K. Mohapatra, H. Mishra, S. Dash, and B. K. Nandi, (2019), arXiv:1901.07238 [hep-ph].
- [44] C. Wesp, A. El, F. Reining, Z. Xu, I. Bouras, and C. Greiner, *Phys. Rev. C* **84**, 054911 (2011), arXiv:1106.4306 [hep-ph].
- [45] V. Ozvenchuk, O. Linnyk, M. I. Gorenstein, E. L. Bratkovskaya, and W. Cassing, *Phys. Rev. C* **87**, 064903 (2013), arXiv:1212.5393 [hep-ph].
- [46] J. B. Rose, J. M. Torres-Rincon, A. Schäfer, D. R. Oliinychenko, and H. Petersen, *Phys. Rev. C* **97**, 055204

- (2018), arXiv:1709.03826 [nucl-th].
- [47] J. Rais, K. Gallmeister, and C. Greiner, Phys. Rev. D **102**, 036009 (2020), arXiv:1909.04522 [hep-ph].
- [48] D. Sahu and R. Sahoo, (2020), arXiv:2006.04185 [hep-ph].
- [49] M. Heffernan, S. Jeon, and C. Gale, Phys. Rev. C **102**, 034906 (2020), arXiv:2005.12793 [hep-ph].
- [50] M. Haas, L. Fister, and J. M. Pawlowski, Phys. Rev. D **90**, 091501 (2014), arXiv:1308.4960 [hep-ph].
- [51] N. Christiansen, M. Haas, J. M. Pawlowski, and N. Strodthoff, Phys. Rev. Lett. **115**, 112002 (2015), arXiv:1411.7986 [hep-ph].
- [52] A. Dubla, S. Masciocchi, J. M. Pawlowski, B. Schenke, C. Shen, and J. Stachel, Nucl. Phys. A **979**, 251 (2018), arXiv:1805.02985 [nucl-th].
- [53] J. Ghiglieri, G. D. Moore, and D. Teaney, JHEP **03**, 179 (2018), arXiv:1802.09535 [hep-ph].
- [54] G. S. Denicol, C. Gale, S. Jeon, and J. Noronha, Phys. Rev. C **88**, 064901 (2013), arXiv:1308.1923 [nucl-th].
- [55] N. Demir and S. A. Bass, Phys. Rev. Lett. **102**, 172302 (2009), arXiv:0812.2422 [nucl-th].
- [56] R. Critelli, J. Noronha, J. Noronha-Hostler, I. Portillo, C. Ratti, and R. Rougemont, Phys. Rev. D **96**, 096026 (2017), arXiv:1706.00455 [nucl-th].
- [57] V. Vovchenko, M. I. Gorenstein, and H. Stoecker, Phys. Rev. Lett. **118**, 182301 (2017), arXiv:1609.03975 [hep-ph].
- [58] P. Huovinen and P. Petreczky, Phys. Lett. B **777**, 125 (2018), arXiv:1708.00879 [hep-ph].
- [59] P. Alba *et al.*, Phys. Rev. D **96**, 034517 (2017), arXiv:1702.01113 [hep-lat].
- [60] R. Bellwied, S. Borsanyi, Z. Fodor, J. N. Guenther, J. Noronha-Hostler, P. Parotto, A. Pasztor, C. Ratti, and J. M. Stafford, Phys. Rev. D **101**, 034506 (2020), arXiv:1910.14592 [hep-lat].
- [61] P. Alba, V. M. Sarti, J. Noronha-Hostler, P. Parotto, I. Portillo-Vazquez, C. Ratti, and J. M. Stafford, Phys. Rev. C **101**, 054905 (2020), arXiv:2002.12395 [hep-ph].
- [62] P. Parotto, M. Bluhm, D. Mroczek, M. Nahrgang, J. Noronha-Hostler, K. Rajagopal, C. Ratti, T. Schäfer, and M. Stephanov, Phys. Rev. C **101**, 034901 (2020), arXiv:1805.05249 [hep-ph].
- [63] D. H. Rischke, M. I. Gorenstein, H. Stoecker, and W. Greiner, Z. Phys. C **51**, 485 (1991).
- [64] M. Albright, J. Kapusta, and C. Young, Phys. Rev. C **90**, 024915 (2014), arXiv:1404.7540 [nucl-th].
- [65] V. Vovchenko, A. Motornenko, P. Alba, M. I. Gorenstein, L. M. Satarov, and H. Stoecker, Phys. Rev. C **96**, 045202 (2017), arXiv:1707.09215 [nucl-th].
- [66] M. I. Gorenstein, M. Hauer, and O. N. Moroz, , 214 (2007), arXiv:0708.0137 [nucl-th].
- [67] P. Alba, V. Vovchenko, M. I. Gorenstein, and H. Stoecker, Nucl. Phys. A **974**, 22 (2018), arXiv:1606.06542 [hep-ph].
- [68] J. E. Bernhard, J. S. Moreland, S. A. Bass, J. Liu, and U. Heinz, Phys. Rev. C **94**, 024907 (2016), arXiv:1605.03954 [nucl-th].
- [69] D. Everett *et al.* (JETSCAPE), (2020), arXiv:2011.01430 [hep-ph].
- [70] A. Monnai, S. Mukherjee, and Y. Yin, Phys. Rev. C **95**, 034902 (2017), arXiv:1606.00771 [nucl-th].
- [71] A. Monnai, B. Schenke, and C. Shen, (2021), arXiv:2101.11591 [nucl-th].
- [72] R. Bellwied, S. Borsanyi, Z. Fodor, J. Günther, S. D. Katz, C. Ratti, and K. K. Szabo, Phys. Lett. B **751**, 559 (2015), arXiv:1507.07510 [hep-lat].
- [73] T. Dore, J. Noronha-Hostler, and E. McLaughlin, Phys. Rev. D **102**, 074017 (2020), arXiv:2007.15083 [nucl-th].
- [74] C. Shen and B. Schenke, Nucl. Phys. A **982**, 411 (2019), arXiv:1807.05141 [nucl-th].
- [75] J. Brewer, S. Mukherjee, K. Rajagopal, and Y. Yin, Phys. Rev. C **98**, 061901 (2018), arXiv:1804.10215 [hep-ph].
- [76] J. Noronha-Hostler, P. Parotto, C. Ratti, and J. M. Stafford, Phys. Rev. C **100**, 064910 (2019), arXiv:1902.06723 [hep-ph].
- [77] J. Auvinen, J. E. Bernhard, S. A. Bass, and I. Karpenko, Phys. Rev. C **97**, 044905 (2018), arXiv:1706.03666 [hep-ph].
- [78] V. Dexheimer, J. Noronha, J. Noronha-Hostler, C. Ratti, and N. Yunes, (2020), arXiv:2010.08834 [nucl-th].
- [79] A. Bazavov *et al.* (HotQCD), Phys. Lett. B **795**, 15 (2019), arXiv:1812.08235 [hep-lat].