

Computation of infinite dilute activity coefficients for Ga-X (X= In, Tl) and thermodynamic activities of all components in liquid Ga-In-Tl alloys

O.M. Oshakuade*, O.E. Awe

Department of Physics, University of Ibadan, Ibadan, Nigeria

ARTICLE INFO

Keywords:

Ga-In
Ga-Tl
Lead-free solder
Ternary alloys
Iso-activity
Thermodynamic properties

ABSTRACT

The thermodynamic activities of all components in Ga-In-Tl system have been predicted at 1073, 1173 and 1273 K, using Molecular interaction volume model (MIVM). The infinite dilute activity coefficients for Ga-In and Ga-Tl binary subsystems, which were needed for the determination of thermodynamic activities of all components in Ga-In-Tl, have been predicted by using a method that is based on Complex formation model for liquid alloys. The computed thermodynamic activities of Ga in Ga-In-Tl were observed to satisfactorily agree with the available experimental data when the newly computed coefficients were applied in MIVM. The satisfactory prediction of the activity of Ga led to the prediction of the activities of the remaining two components (In and Tl). Iso-activities of all components (Ga, In and Tl) were plotted, and they reveal the dependence of the nature of chemical short range order in Ga-In-Tl system on composition.

1. Introduction

Although, Ga-In-Tl has been identified as one of the Pb-free solder candidates, only the thermodynamic activities of Ga at 1073, 1173 and 1273 K have been studied experimentally [1]. Since the knowledge of thermodynamic activities of all components in a system helps in understanding alloying of metals and process metallurgy, hence, the focus of this work is to use mathematical models to predict the non-existent thermodynamic activities of In and Tl in the Ga-In-Tl system at 1073, 1173 and 1273 K.

Molecular interaction volume model (MIVM) [2] is a theoretical tool that has been applied by many researchers [3–8] to successfully predict thermodynamic activities of components of liquid alloys. MIVM requires the knowledge of a few physical parameters for each alloy component, and infinite dilute activity coefficient pairs (γ_i^∞ and γ_j^∞) for every binary sub-system. The infinite dilute activity coefficient of a binary alloy component is a thermodynamic property that reflects the property of a single atom of that component when it is completely surrounded by infinite atoms of the other alloy component [9, 10]. Also, γ_i^∞ and γ_j^∞ are relevant in scientific and engineering applications, such as: characterization of liquid mixture, estimation of solubility, and designing processes for separating dilute contaminants from water [9, 10]. Up till date, experimentally obtained γ_i^∞ and γ_j^∞ for Ga-In and Ga-Tl are non-existent, but fortunately, information on their integral Gibbs free energies of mixing are available [11, 12]. Hence, a method for computing γ_i^∞ and γ_j^∞ using Complex formation model (CFM) [13] can be used to obtain these values for Ga-In and Ga-Tl systems.

The knowledge of the infinite dilute activity coefficients for every sub-system in Ga-In-Tl will aid the application of

MIVM in this study. And good agreements between the computed and experimental activity of Ga will serve as premise to predict the unknown thermodynamic activities of In and Tl at 1073, 1173 and 1273 K.

The paper is laid out as follows: the next section gives details on the theoretical framework for computing infinite dilute activity coefficients and thermodynamic activities, section 3 contains results and discussions from the computations, while section 4 contains summary and conclusions.

2. Theoretical framework

2.1. Computation of infinite dilute activity coefficients

Infinite dilute activity coefficients (γ_i^∞ and γ_j^∞) are usually obtained from experiments. However, the authors are not aware of any experimentally obtained γ_i^∞ and γ_j^∞ for Ga-In and Ga-Tl systems. Besides, experimental G_M data exists for Ga-In and Ga-Tl at 623 and 973 K, respectively. With the knowledge of Gibbs free energies of mixing for the two systems, their γ_i^∞ and γ_j^∞ can be computed with the aid of Complex formation model (CFM) [13, 14]. The expression for G_M in the Flory's approximation of CFM is given by Eq. (1) [14].

$$G_M = -n_3g + RT \left[n_1 \ln \frac{n_1}{N} + n_2 \ln \frac{n_2}{N} + n_3 \ln \frac{n_3(\mu+\nu)}{N} \right] + \frac{n_1n_2\nu_{12} + n_1n_3\nu_{13} + n_2n_3\nu_{23}}{N} \quad (1)$$

Where R is molar gas constant, T is system temperature, N is the number of moles of system components (in their pure states), μ and ν are small integers obtainable from stoichiometric data, n_1 , n_2 and n_3 are the number of moles of unassociated i atoms, unassociated j atoms, and $i_{\mu}j_{\nu}$ chemi-

*Corresponding author

✉ om.oshakuade@ui.edu.ng (O.M. Oshakuade)

ORCID(s): 0000-0001-9971-1213 (O.M. Oshakuade)

cal complex, respectively, while g , v_{12} , v_{13} and v_{23} are fitted energy interaction parameters.

It is important to note that successful fit of experimental G_M require obtaining n_1 , n_2 and n_3 that will satisfy conservation equations: $n_1 = N - \mu n_3$, $n_2 = N - \nu n_3$ and the equilibrium condition $\partial G_M / \partial n_3$. A link between activity coefficients (γ_i, γ_j) and the fitted interaction parameters is given by the following Eqs. (2) and (3).

$$\ln \gamma_i = \ln \frac{n_1}{N_i} + \frac{N - n_1 - n_2 - n_3}{N} + \frac{1}{NRT} \left(n_2 v_{12} + n_3 v_{13} - \frac{n_1 n_2 v_{12}}{N} - \frac{n_1 n_3 v_{13}}{N} - \frac{n_2 n_3 v_{23}}{N} \right) \quad (2)$$

$$\ln \gamma_j = \ln \frac{n_2}{N_j} + \frac{N - n_1 - n_2 - n_3}{N} + \frac{1}{NRT} \left(n_1 v_{12} + n_3 v_{23} - \frac{n_1 n_2 v_{12}}{N} - \frac{n_1 n_3 v_{13}}{N} - \frac{n_2 n_3 v_{23}}{N} \right) \quad (3)$$

Where N_i and N_j are the number of moles of pure components i and j , respectively. Therefore, $N_i + N_j = N$, and c_k ($k = i$ or j) is the molar fraction of component k and its values is obtained from $c_k = N_k/N$ (where $k = i$ or j), and $c_i + c_j = 1$.

To obtain γ_i^∞ and γ_j^∞ from Eqs. (2) and (3), the following steps are important: (i.) fitting of the experimental G_M of Ga-In and Ga-Tl in CFM using the energy interaction parameters [14], (ii.) applying the fitted energy interaction parameters in Eqs. (2) and (3) to obtain $\ln \gamma_i$ and $\ln \gamma_j$, (iii.) plotting the graphs of $\ln \gamma_i$ and $\ln \gamma_j$ versus molar concentrations c_i and c_j , respectively, (iv.) using the polynomial fits to obtain the intercepts (which are $\ln \gamma_i^\infty$ and $\ln \gamma_j^\infty$), (v.) deducing the γ_i^∞ and γ_j^∞ for Ga-In and Ga-Tl from their natural logarithms and optimize by using different orders of polynomial fit.

2.2. Molecular Interaction Volume Model (MIVM)

MIVM [2] predicts thermodynamic activities (a_i s) from first-principles, it requires the knowledge of a few physical properties of the alloy components [2–8]. It also requires pair potential parameters (D_{ji} and D_{ij}) which are derived from the infinite dilute activity coefficients (γ_i^∞ and γ_j^∞) of each of the binary sub-systems [2, 13, 15]. The natural logarithm of the activity coefficient of component i in a $i-j$ binary or $i-j-k$ ternary system is defined in the following

Eq. (4) [2, 16].

$$\ln \gamma_i = 1 + \ln \frac{V_{mi}}{\sum_{j=1}^{\beta} c_j V_{mj} D_{ji}} - \sum_{j=1}^{\beta} \frac{c_j V_{mi} D_{ij}}{\sum_{l=1}^{\beta} c_l V_{ml} D_{lj}} - \frac{1}{2} \left(\frac{Z_i \sum_{j=1}^{\beta} c_j D_{ji} \ln D_{ji}}{\sum_{l=1}^{\beta} c_l D_{li}} + \sum_{j=1}^{\beta} \frac{Z_j c_j D_{ij}}{\sum_{l=1}^{\beta} c_l D_{lj}} \right) \times \left(\ln D_{ij} - \frac{\sum_{l=1}^{\beta} c_l D_{lj} \ln D_{lj}}{\sum_{l=1}^{\beta} c_l D_{lj}} \right) \quad (4)$$

Where β is the number of components ($\beta = 2$ in binary and $\beta = 3$ in ternary systems), Z_i is the coordination number of pure component i , while V_{mi} is the molar volume of component i at system temperature. The value of Z_i , is obtained from the following Eq. (5) [17].

$$Z_i = \frac{4\sqrt{2}\pi}{3} \left(\frac{r_{mi}^3 - r_{0i}^3}{r_{mi} - r_{0i}} \right) \frac{0.6022 r_{mi}}{V_{mi}} \exp \left(\frac{\Delta H_{mi}(T_{mi} - T)}{Z_c R T T_{mi}} \right) \quad (5)$$

Where ΔH_{mi} and ΔT_{mi} are the melting enthalpy and melting temperature of component i , respectively, Z_c is the close-packed coordination number of magnitude 12, r_{0i} and r_{mi} are the beginning and first peak values of radial distance distribution function near the melting point of liquid metal i , respectively. The pair-potential parameters (D_{ji} and D_{ij}) are defined in Eq. (6) [5].

$$D_{ji} = \exp \left[- \left(\frac{\epsilon_{ji} - \epsilon_{ii}}{k_B T} \right) \right] \quad (6)$$

$$\ln \gamma_i^\infty = 1 - \ln \frac{V_{mj} D_{ji}}{V_{mi}} - \frac{V_{mi} D_{ij}}{V_{mj}} - \frac{1}{2} (Z_i \ln D_{ji} + Z_j D_{ij} \ln D_{ij}) \quad (7)$$

$$\ln \gamma_j^\infty = 1 - \ln \frac{V_{mi} D_{ij}}{V_{mj}} - \frac{V_{mj} D_{ji}}{V_{mi}} - \frac{1}{2} (Z_j \ln D_{ij} + Z_i D_{ji} \ln D_{ji}) \quad (8)$$

Where ϵ_{ii} and ϵ_{ji} are the $i-i$ and $i-j$ pair potential energies, respectively, and k_B is Boltzmann's constant.

Parameters D_{ji} and D_{ij} are obtained by solving Eqs. (7) and (8) (which requires the knowledge of γ_i^∞ and γ_j^∞), simultaneously. Equations (7) and (8) are solutions of Eq. (4) for the binary system when $c_i \rightarrow 0$ and $c_j \rightarrow 0$, respectively [5, 16]. Then D_{ji} at other temperatures were obtained by assuming " $\epsilon_{ji} - \epsilon_{ii}$ " in Eq. (6) to be temperature-independent, similarly, " $\epsilon_{ij} - \epsilon_{jj}$ " was assumed to be temperature-independent to obtain D_{ij} .

The Z_i of Ga, In and Tl at different temperatures, and the parameters used in their computation are given in Table 1 [18].

Table 1

 Calculated Z_i of each component and essential parameters related to its calculation.

Metal <i>i</i>	V_{mi}^a (cm ³ /mol)	ΔH_{mi}^a (kJ/mol)	$r_{mi}^{a,b}$	$r_{oi}^{a,b}$	Z_i (T) ^c				
					623 K	973 K	1073 K	1173 K	1273 K
Ga	11.40[1 + 0.000092(T – 303)]	5.59	2.78	2.38	8.6754	8.1445	8.0313	7.9275	7.8311
In	16.30[1 + 0.000097(T – 430)]	3.26	3.14	2.70	9.5267	–	8.9365	8.8327	8.7343
Tl	18.00[1 + 0.000115(T – 576)]	4.31	3.22	2.74	–	8.9159	8.7825	8.6582	8.5413

^a These parameters were obtained from [18]

^b Unit is 10^{–8} cm

^c The various values for different temperatures were obtained using Eq. (5)

Table 2

 Fitted parameters applied in modelling G_M by CFM and the Er_i s.

Alloy <i>i – j</i>	Temp. <i>T</i> (K)	μ	ν	$\frac{g}{RT}$	$\frac{v_{12}}{RT}$	$\frac{v_{13}}{RT}$	$\frac{v_{23}}{RT}$	$\frac{Er_t}{G_M}$	$a_{i,s}$
Ga-In	623	1	1	-3.5	1.0	-0.1	0.0	1.61	1.20
Ga-Tl	973	1	1	-1.3	2.2	2.3	1.6	2.65	3.06

3. Results and discussion

To validate the results obtained from this work, the agreements between the existing and computed thermodynamic information were quantified by estimating Mean absolute percentage errors (Er_t) and Standard errors (Er_t^*), which are defined for a thermodynamic quantity, t , in Eqs. (9) and (10) [5, 19], respectively.

$$Er_t = \pm \frac{100}{\omega} \sum_{i=1}^{\omega} \left| \frac{d_{t,ex} - d_{t,pr}}{d_{t,ex}} \right| \quad (9)$$

$$Er_t^* = \pm \sqrt{\frac{1}{\omega} \sum_{i=1}^{\omega} (d_{t,ex} - d_{t,pr})^2} \quad (10)$$

Where $d_{t,ex}$ and $d_{t,pr}$ are the existing and predicted values, respectively, while ω is the number of compared values.

3.1. Infinite dilute activity coefficients

Following the method described in subsection 2.1, the experimental and CFM-fitted thermodynamic quantities for Ga-In and Ga-Tl systems are plotted in Figure 1. The fitted interaction parameters used in CFM and the corresponding Er_t for G_M and $a_{i,s}$ are presented in Table 2. The plots in Figure 1 and the Er_{G_M} and $Er_{a_{i,s}}$ values in Table 2 show good agreement between the experimental and fitted data. The application of the interaction parameters in Table 2 to Eqs. (2) and (3), followed by the quadratic polynomial fits of the resulting $\ln \gamma_i$ and $\ln \gamma_j$, gave $\ln \gamma_i^\infty$ and $\ln \gamma_j^\infty$ at the intercepts, and finally γ_i^∞ and γ_j^∞ were obtained. The computed γ_i^∞ and γ_j^∞ for Ga-In at 623 K and Ga-Tl at 973 K are presented in Table 3.

For preliminary validations, the computed γ_i^∞ and γ_j^∞ were applied in MIVM to predict the thermodynamic activities of Ga and In in Ga-In at 623 K, and the thermodynamic

activities of Ga and Tl in Ga-Tl at 973 K. The $Er_{a_{i,s}}$ values for the MIVM predictions against experimental data are $\pm 1.15\%$ and $\pm 2.55\%$ for Ga-In and Ga-Tl, respectively.

3.2. Thermodynamic activities

The thermodynamic activities of all components in Ga-In-Tl (a_{Ga} , a_{In} and a_{Tl}), which were predicted at 1073, 1173 and 1273 K, are presented in Tables 4 and 5. Table 4 shows computed and experimental a_{Ga} at 1073, 1173 and 1273 K, as well as the errors ($Er_{a_{Ga}}$ and $Er_{a_{Ga}}^*$) for the two data set. The agreement between experimental and computed a_{Ga} , quantified by $Er_{a_{Ga}}$ and $Er_{a_{Ga}}^*$ estimations, was observed to be best at 1073 K systems ($\pm 8.07\%$; ± 0.0290), followed by 1173 K systems ($\pm 10.62\%$; ± 0.0338), then 1273 K systems ($\pm 14.32\%$; ± 0.0434). The errors were also observed to decrease as Ga-content increases. Mean absolute percentage and standard errors for the three temperatures (combined) are $\pm 11.00\%$ and ± 0.0359 , respectively, and that is satisfactory for further predictions. The non-existing experimental activities of In and Tl at 1073, 1173 and 1273 K have been predicted based on the satisfactory agreements between computed and experimental a_{Ga} at the three temperatures.

Iso-activity curves for Ga in Ga-In-Tl at 1073 – 1273 K are presented in Figure 2. Figure 2 (a – c) show that a_{Ga} exhibits positive deviation from Raoultian behaviour in all compositions and temperatures, however, Ga portrays ideal behaviour when $c_{Ga} > 0.9$. The a_{Ga} increases in value from the Ga-In binary section to the Ga-Tl binary section. Also, a_{Ga} increases with the addition of Tl within the ternary sections. Therefore, the addition of Tl reduces the tendency for compound formation, which implies a reduction in the chemical short range order between the atoms of Ga and In in Ga-In system. As temperature increases, the a_{Ga} reduces – approaching Raoult's law. The iso-activity curves for Ga in Ga-In-Tl at 1073 K have reasonable agreement with the reported experimental iso-activity curve of Katayama et al. [1], this is shown in Figure 2 (a).

Figure 3 (a – c) show the iso-activity curves for In in Ga-In-Tl at 1073 – 1273 K, which reveals that a_{In} possesses slight positive deviation from ideal values. The least deviations are observed where Ga and Tl atoms have equal concentrations. This means that In atoms have reducing tendencies of segregation in the Ga-In-Tl system as Ga and Tl approach equiatomic states. The deviations are largest at the binary sections (Ga-In, followed by In-Tl), and they reduce

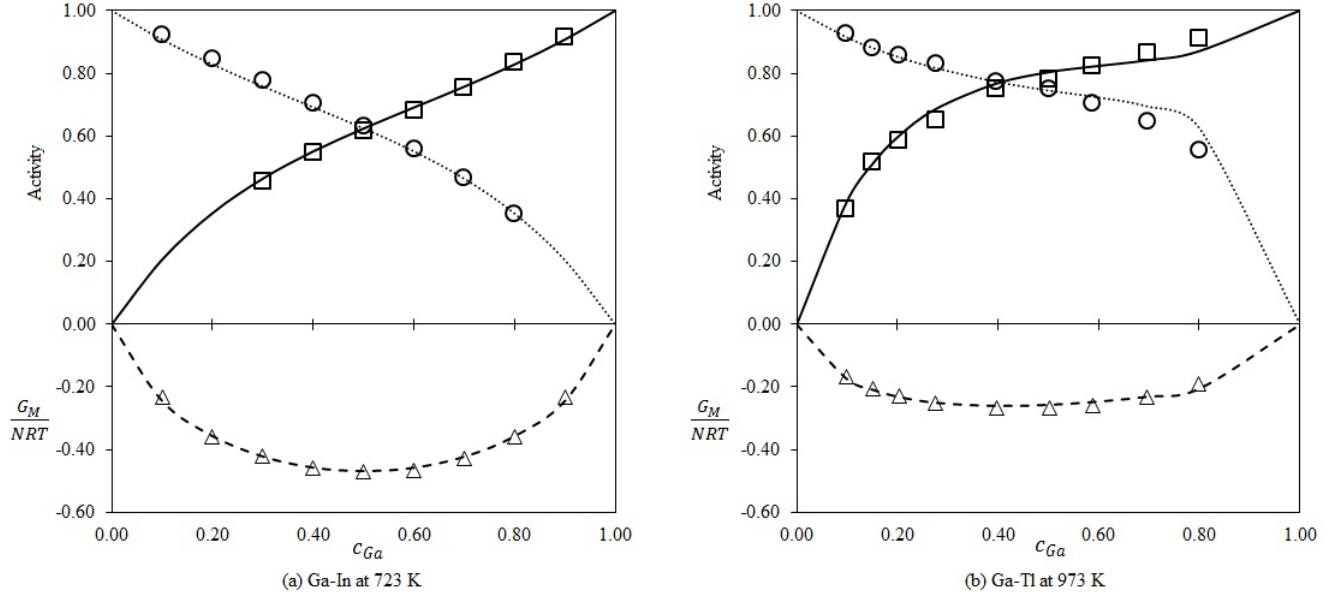


Figure 1: Composition dependence of G_M/NRT and $a_{i.s}$. Triangles, squares and circles represent experimental G_M/NRT , a_{Ga} and a_{In} or a_{Tl} , respectively [11, 12]. Dashed lines, solid lines and dotted lines represent CFM-computed G_M/NRT , a_{Ga} and a_{In} or a_{Tl} , respectively.

Table 3

The values of γ_i^∞ , γ_j^∞ , D_{ji} and D_{ij} .

Alloy $i - j$	Exp. Temp. T (K) [11, 12, 15]	Values at experimental temperatures				Values at other temperatures					
		γ_i^∞	γ_j^∞	D_{ji}	D_{ij}	1073 K		1173 K		1273 K	
						D_{ji}	D_{ij}	D_{ji}	D_{ij}	D_{ji}	D_{ij}
Ga-In ^a	623	2.4476	2.4296	0.8817	0.9482	0.9295	0.9696	0.9353	0.9721	0.9403	0.9743
Ga-Tl ^a	973	5.2070	6.1858	0.8385	0.8200	0.8524	0.8353	0.8641	0.8482	0.8741	0.8592
In-Tl ^b	723	1.5120	1.9580	1.1518	0.7530	1.0999	0.8260	1.0910	0.8396	1.0836	0.8512

^a γ_i^∞ and γ_j^∞ were obtained in this work by applying the method in [13]

^b γ_i^∞ and γ_j^∞ were obtained from [15]

as temperature increases.

Iso-activity curves for Tl in Ga-In-Tl at 1073 – 1273 K are presented in Figure 4 (a – c). The a_{Tl} in the Ga-In-Tl systems exhibit positive deviation from ideality in all compositions and temperatures, excluding $c_{Tl} > 0.9$ where a_{Tl} is ideal. The a_{Tl} in the Ga-Tl binary section reduces (approaches Raoultian behaviour) with the gradual addition of In atoms, all through the Ga-In-Tl ternary sections, until the In-Tl binary section. This implies that Tl atoms have a higher tendency of forming hetero-coordinated mixtures in In-Tl systems than in Ga-Tl systems. As expected, the deviations of a_{Tl} from ideality reduces with temperature increase.

4. Conclusions

The thermodynamic activities of all components in the Ga-In-Tl system have been successfully studied with the aid of MIVM [2]. This implies that the γ_{Ga}^∞ and γ_{In}^∞ computed for Ga-In and the γ_{Ga}^∞ and γ_{Tl}^∞ for Ga-Tl liquid binary alloys are reliable, and the method for computing γ_i^∞ and γ_j^∞ of

binary liquid alloys using CFM [13] is credible.

Following a satisfactory agreement between experimental and computed activities of Ga, especially at 1073 K, activities of Ga, In and Tl in Ga-In-Tl were calculated across all composition range and summarised with iso-activity plots for the three components. The activities of Ga, In and Tl exhibits positive deviation from Raoult's law, and this reduces with temperature increase, in all compositions. It is worthy to note that the addition of Tl increases the tendency of segregation of Ga in the Ga-In-Tl system. Also, the activity of In approaches ideality when Ga and Tl are about equiatomic.

From this work, γ_i^∞ and γ_j^∞ values for Ga-In and Ga-Tl liquid alloys have been obtained, and this has contributed to the knowledge of the thermodynamics of Ga-In-Tl alloys, which eventually, is a contribution to the thermodynamic database of lead-free solders, which is important for the calculation of phase equilibria and prediction of several alloy properties.

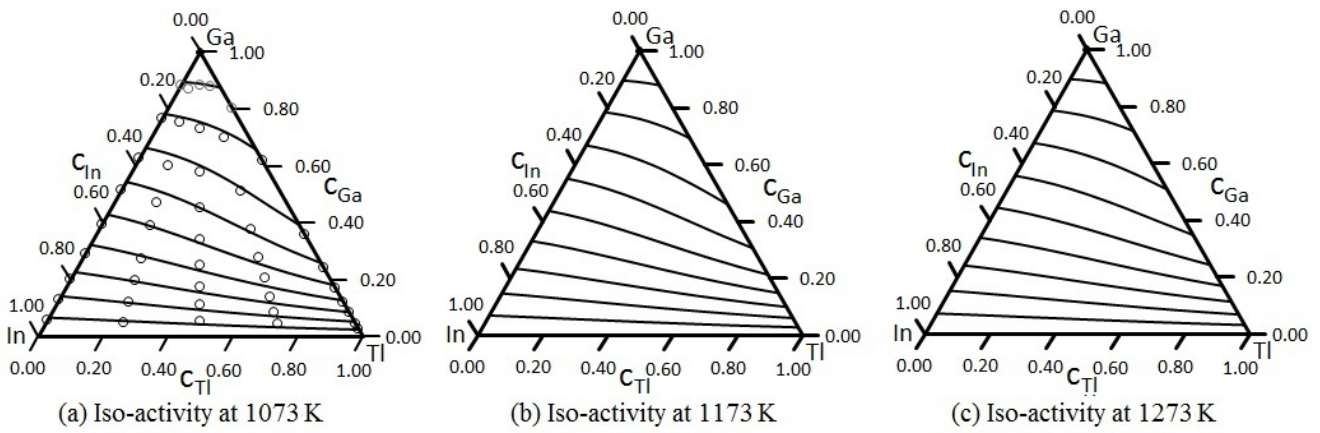


Figure 2: Nine iso-activity curves 0.1 – 0.9 (from bottom to top) of Ga in Ga-In-Tl system in the temperature range 1073 – 1273 K. Circle represents experimental iso-activity [1].

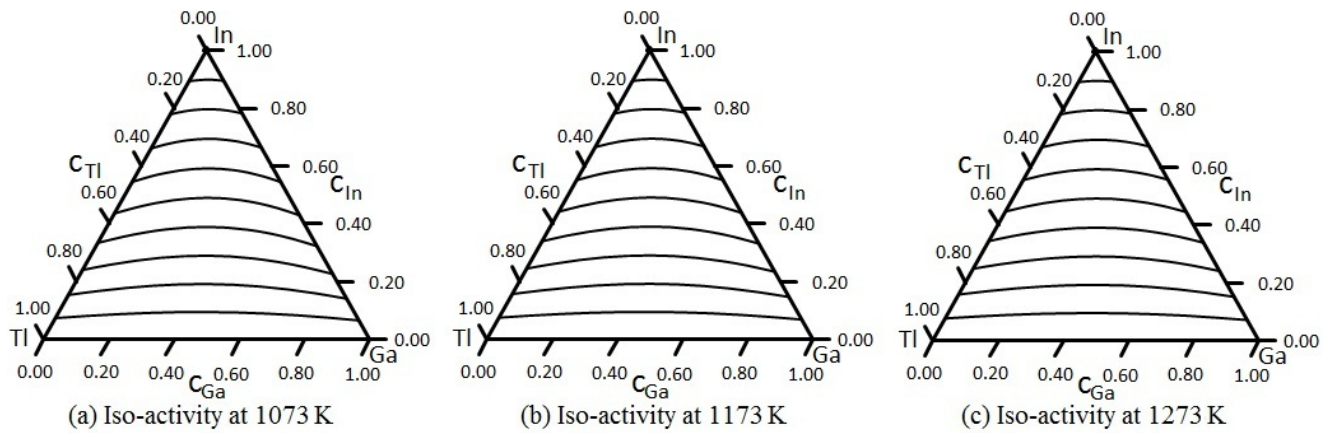


Figure 3: Nine iso-activity curves 0.1 – 0.9 (from bottom to top) of In in Ga-In-Tl system in the temperature range 1073 – 1273 K.

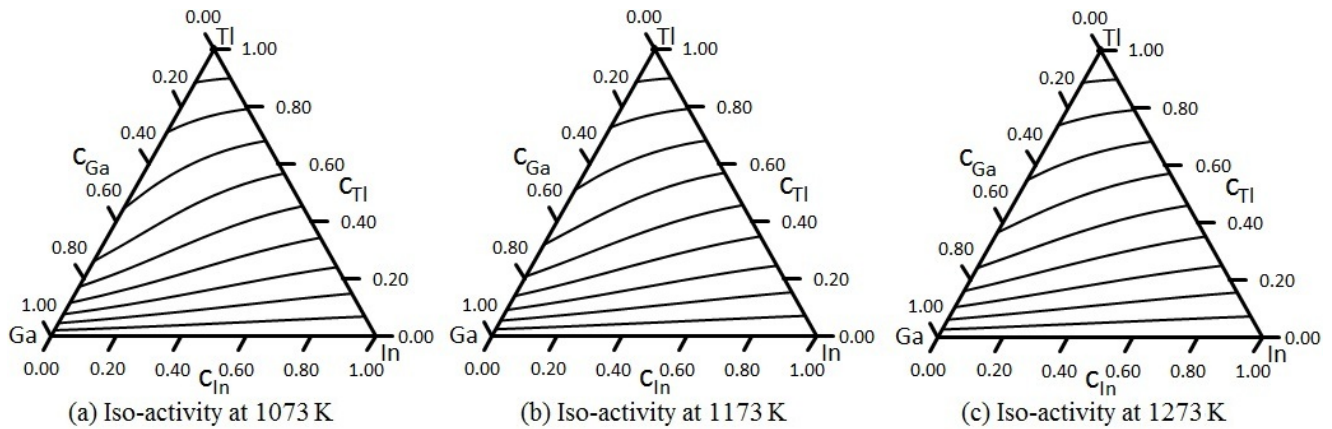


Figure 4: Nine iso-activity curves 0.1 – 0.9 (from bottom to top) of Tl in Ga-In-Tl system in the temperature range 1073 – 1273 K.

References

- [1] I. Katayama, K. Shimazawa, D. Živković, D. Manasijević, Ž. Živković, H. Yamashita, Experimental study on gallium activity in the liquid Ga-In-Tl alloys by EMF method with zirconia solid electrolyte, *Thermochimica Acta* 431 (2005) 138–143. doi:10.1016/j.tca.2005.01.061.
- [2] D. P. Tao, A new model of thermodynamics of liquid mixtures and its application to liquid alloys, *Thermochimica Acta* 363 (2000) 105–113. doi:10.1016/S0040-6031(00)00603-1.
- [3] O. E. Awe, O. M. Oshakuade, Theoretical prediction of thermodynamic activities of all components in the Bi-Sb-Sn ternary lead-free solder system and Pb-Bi-Sb-Sn quaternary system, *Thermochimica Acta* 589 (2014) 47–55. doi:10.1016/j.tca.2014.05.009.
- [4] L. Kong, B. Yang, B. Xu, Y. Li, D. Liu, Y. Dai, Application of MIVM for phase equilibrium of Sn–Pb–Sb system in vacuum distillation, *Fluid Phase Equilibria* 364 (2014) 1–5. doi:10.1016/j.fluid.2013.12.003.

Table 4

Comparison of the predicted values of activity of Ga in the Ga-In-Tl system with experimental data at 1073 – 1273 K.

c_{Ga}	c_{In}	c_{Tl}	a_{Ga} MIVM			a_{Ga} Exp. [7]		
			1073 K	1173 K	1273 K	1073 K	1173 K	1273 K
0.100	0.225	0.675	0.2647	0.2406	0.2219	0.221	0.174	0.142
0.200	0.200	0.600	0.4344	0.4026	0.3776	0.396	0.359	0.329
0.400	0.150	0.450	0.6253	0.5985	0.5767	0.643	0.590	0.549
0.600	0.100	0.300	0.7368	0.7220	0.7097	0.722	0.664	0.618
0.800	0.050	0.150	0.8441	0.8396	0.8359	0.872	0.832	0.800
0.100	0.450	0.450	0.2109	0.1956	0.1836	0.147	0.137	0.129
0.200	0.400	0.400	0.3617	0.3407	0.3240	0.366	0.337	0.315
0.400	0.300	0.300	0.5609	0.5422	0.5269	0.542	0.523	0.508
0.600	0.200	0.200	0.6996	0.6889	0.6800	0.723	0.705	0.689
0.800	0.100	0.100	0.8323	0.8290	0.8262	0.843	0.828	0.816
0.100	0.675	0.225	0.1721	0.1627	0.1553	0.147	0.122	0.105
0.200	0.600	0.200	0.3073	0.2941	0.2834	0.314	0.314	0.313
0.400	0.450	0.150	0.5103	0.4977	0.4874	0.533	0.529	0.525
0.600	0.300	0.100	0.6696	0.6621	0.6559	0.699	0.675	0.655
0.760	0.180	0.060	0.7911	0.7879	0.7852	0.818	0.786	0.760

$$Er_{a_{Ga}} = \pm 11.00\%; Er_{a_{Ga}}^* = \pm 0.0359$$

Table 5

Prediction of activities of In and Tl in the Ga-In-Tl system at 1073 – 1273 K.

c_{Ga}	c_{In}	c_{Tl}	a_{Ga} MIVM			a_{Ga} Exp. [7]		
			1073 K	1173 K	1273 K	1073 K	1173 K	1273 K
0.100	0.225	0.675	0.2585	0.2558	0.2535	0.7148	0.7116	0.7088
0.200	0.200	0.600	0.2179	0.2165	0.2153	0.6775	0.6705	0.6645
0.400	0.150	0.450	0.1565	0.1559	0.1553	0.6222	0.6041	0.5891
0.600	0.100	0.300	0.1090	0.1080	0.1071	0.5645	0.5321	0.5060
0.800	0.050	0.150	0.0626	0.0611	0.0599	0.4330	0.3914	0.3592
0.100	0.450	0.450	0.4806	0.4778	0.4755	0.5189	0.5133	0.5083
0.200	0.400	0.400	0.4158	0.4144	0.4131	0.5003	0.4910	0.4831
0.400	0.300	0.300	0.3112	0.3099	0.3088	0.4678	0.4494	0.4342
0.600	0.200	0.200	0.2220	0.2194	0.2173	0.4217	0.3933	0.3706
0.800	0.100	0.100	0.1280	0.1247	0.1219	0.3118	0.2797	0.2551
0.100	0.675	0.225	0.6857	0.6846	0.6836	0.3003	0.2932	0.2871
0.200	0.600	0.200	0.6076	0.6067	0.6059	0.2919	0.2825	0.2746
0.400	0.450	0.150	0.4708	0.4684	0.4664	0.2731	0.2585	0.2467
0.600	0.300	0.100	0.3419	0.3371	0.3332	0.2406	0.2215	0.2065
0.760	0.180	0.060	0.2285	0.2228	0.2182	0.1887	0.1691	0.1542

- [5] D. P. Tao, Prediction of activities of all components in the lead-free solder systems Bi-In-Sn and Bi-In-Sn-Zn, *Journal of Alloys and Compounds* 457 (2008) 124–130. doi:10.1016/j.jallcom.2007.02.123.
- [6] S. Poizeau, D. R. Sadoway, Application of the molecular interaction volume model (MIVM) to calcium-based liquid alloys of systems forming high-melting intermetallics, *Journal of the American Chemical Society* 135 (2013) 8260–8265. doi:10.1021/ja4013886.
- [7] O. E. Awe, O. M. Oshakuade, Theoretical prediction of thermodynamic activities of liquid Au-Sn-X (X=Bi, Sb, Zn) solder systems, *Physica B: Condensed Matter* 507 (2017) 84–94. doi:10.1016/j.physb.2016.11.035.
- [8] K. Liu, J. Wu, K. Wei, W. Ma, K. Xie, S. Li, B. Yang, Y. Dai, Application of molecular interaction volume model on removing impurity aluminium from metallurgical grade silicon by vacuum volatilization, *Vacuum* 114 (2015) 6–12. doi:10.1016/j.vacuum.2014.12.021.
- [9] J. Wisniak, H. Segura, R. Reich, Prediction of activity coefficients at infinite dilution by using the weighted volatility function, *Physics and Chemistry of Liquids* 32 (1996) 1–24. doi:10.1080/00319109608030701.
- [10] I. Tosun, The thermodynamics of phase and reaction equilibria, i, *Newnes, Oxford*, 2013. doi:10.1016/B978-0-44-459497-6.00001-3.
- [11] B. Predel, D. W. Stein, Beitrag zur kenntnis der thermodynamischen eigenschaften des systems gallium-indium, *Journal of Less-Common*

- Metals* 18 (1969) 49–57. doi:10.1016/0022-5088(69)90119-2.
- [12] I. Katayama, K. Shimazawa, D. Živković, D. Manasijević, Ž. Živković, T. Iida, Activity measurements of Ga in liquid Ga-Tl alloys by EMF method with zirconia solid electrolyte, *Zeitschrift für Metallkunde* 94 (2003) 1296–1299. doi:10.3139/146.031296.
- [13] O. E. Awe, O. M. Oshakuade, Computation of infinite dilute activity coefficients of binary liquid alloys using complex formation model, *Physica B: Condensed Matter* 487 (2016) 13–17. doi:10.1016/j.physb.2016.01.023.
- [14] A. B. Bhatia, W. H. Hargrove, Concentration fluctuations and thermodynamic properties of some compound forming binary molten systems, *Physical Review B* 10 (1974) 3186. doi:10.1103/PhysRevB.10.3186.
- [15] R. Hultgren, P. D. Desai, D. Hawkins, M. Geiser, K. K. Kelley (Eds.), Selected values of the thermodynamic properties of binary alloys, ASM, Metals Park, OH., 1973.
- [16] D. P. Tao, Prediction of the thermodynamic properties of multicomponent liquid alloys by binary infinite dilute activity coefficients 32 (2001) 1205–1211. doi:10.1007/s11663-001-0109-4.
- [17] D. P. Tao, Prediction of the coordination numbers of liquid metals 36 (2005) 3495–3497. doi:10.1007/s11661-005-0023-5.
- [18] T. Iida, R. I. L. Guthrie, *The physical properties of liquid metals*, Clarendon Press, Oxford, 1988.
- [19] U. Khair, H. Fahmi, S. A. Hakim, R. Rahim, Forecasting Error Calculation with Mean Absolute Deviation and Mean Absolute Percentage Error, in: *Journal of Physics: Conference Series*, volume 930, Institute of Physics Publishing, 2017. doi:10.1088/1742-6596/930/1/012002.