

Global order parameters for particle distributions on the sphere

A. Božič,¹ S. Franzini,² and S. Čopar³

¹*Department of Theoretical Physics, Jožef Stefan Institute, Ljubljana, Slovenia*^{a)}

²*Scuola Internazionale Superiore di Studi Avanzati, Trieste, Italy*

³*Faculty of Mathematics and Physics, University of Ljubljana, Ljubljana, Slovenia*

(Dated: December 23, 2024)

Topology and geometry of a sphere create constraints for particles that lie on its surface which they otherwise do not experience in Euclidean space. Notably, the number of particles and the size of the system can be varied separately, requiring a careful treatment of systems with one or several characteristic length scales. All this can make it difficult to precisely determine whether a particular system is in a disordered, fluid-like, or crystal-like state. Here, we show how order transitions in systems of particles interacting on the surface of a sphere can be detected by changes in two hyperuniformity parameters, derived from spherical structure factor and cap number variance. We demonstrate their use on two different systems—solutions of the thermal Thomson problem and particles interacting via ultra-soft GEM-4 potential—each with a distinct parameter regulating their degree of ordering. The hyperuniformity parameters are not only able to detect the order transitions in both systems, but also point out the clear differences in the ordered distributions in each due to the nature of the interaction leading to them. Our study shows that hyperuniformity analysis of particle distributions on the sphere provides a powerful insight into fluid- and crystal-like order on the sphere.

INTRODUCTION

Geometrically frustrated assemblies are ubiquitous in biological, soft, and condensed matter¹, yet even the influence of spherical geometry—perhaps the simplest closed, curved surface—on crystallization and ordering of particles remains poorly understood^{2,3}. Crystal-like order and defects have been studied in viruses^{4,5}, metazoan epithelia⁶, and colloidal capsules^{7–9}, where different ways of construction have been shown to lead to different degrees of order¹⁰. It is important to understand and determine the degree of (dis)order in spherical structures, as it can lead to different optic^{11,12}, elastic^{13,14}, and dynamic¹⁵ properties. Order of the underlying spherical lattice can also significantly influence the orientations of anisotropically interacting particles positioned on it^{16–18}.

Nonetheless, it can be difficult to characterize the degree of order in a distribution of particles on the sphere, particularly given the numerous defects and topological scars present even in the most ordered structures^{19,20}. Often, local bond order parameters²¹ are used to detect the presence and onset of order in particle distributions on the sphere^{2,22–24}, but they tend to be based on the expected order and the prevalent 6-fold character of a locally-ordered crystal-like particle distributions. Other (“order-agnostic”²⁵) measures such as mesh ratio and energy are used to distinguish between different types of spherical structures²⁶, but there are important exceptions where neither these nor local bond order parameters can provide a good answer^{27,28}. Recently, however, some progress has been made by extending the notion of hyperuniformity, thoroughly explored in Euclidean space^{29,30}, to the sphere and other curved surfaces^{31–36}, which introduces a more global view of the order on the sphere.

In our previous work³¹, we have shown that by generalizing the notion of hyperuniformity to spherical geometry, it is possible to derive two parameters which together indicate the

degree of order in scale-free distributions of particles on the sphere. Here, we generalize this notion to systems with one or more length scales, which are more difficult to tackle, as both the number of particles and the size of the system have to be treated as independent parameters^{37,38}. Nonetheless, we demonstrate that the hyperuniformity parameters can be used to detect the degree of order even in those systems where usual approaches fail. Hyperuniformity on a sphere could thus provide a good framework for a consistent definition of fluid- and crystal-like order on the sphere.

METHODS

Spherical structure factor and cap number variance

We describe an arbitrary distribution of N particles on the surface of a sphere with radius R with a surface density distribution

$$\rho(\Omega) = \frac{1}{R^2} \sum_{k=1}^N \delta(\Omega - \Omega_k) = \frac{1}{R^2} \sum_{\ell,m} \rho_{\ell m} Y_{\ell m}(\Omega), \quad (1)$$

where Ω_k are the positions of the particles in spherical coordinates (ϑ, φ) . The coefficients $\rho_{\ell m}$, used to expand the distribution in terms of spherical harmonics $Y_{\ell m}(\Omega)$, further define the spherical structure factor³¹,

$$S_N(\ell) = \frac{1}{N} \frac{4\pi}{2\ell+1} \sum_m |\rho_{\ell m}|^2 = \frac{1}{N} \sum_{i,j=1}^N P_\ell(\cos \gamma_{ij}). \quad (2)$$

Here, $P_n(x)$ are the Legendre polynomials and γ_{ij} is the spherical distance between particles i and j . Spherical structure factor is tightly related to the pair correlation function^{23,27,39} and should reflect the interaction potential of the system. We can connect the spherical structure factor to another measure, the cap number variance $\sigma_N^2(\theta)$, which gives the variance of the number of particles contained in a spherical cap with an

^{a)}Electronic mail: anze.bozic@ijs.si

opening angle θ ^{31,34}:

$$\sigma_N^2(\theta) = \frac{N}{4} \sum_{\ell=1}^{\infty} S_N(\ell) \frac{[P_{\ell+1}(\cos \theta) - P_{\ell-1}(\cos \theta)]^2}{2\ell + 1}. \quad (3)$$

In practice, $\sigma_N^2(\theta)$ is obtained by covering the sphere with a series of randomly-positioned spherical caps with an opening angle θ , determining the number of particles in each, and calculating their variance.

Hyperuniformity on the sphere

We have shown previously³¹ for scale-free particle distributions on the sphere that the form of the cap number variance in Eq. (3) can be approximated by

$$\sigma_N^2(\theta) = A_N \frac{N}{4} \sin^2 \theta + B_N \frac{\sqrt{N}}{4\sqrt{3}} \sin \theta, \quad (4)$$

with an additional (small) residual, relevant only in the case of ordered distributions. The form of cap number variance in Eq. (4) can be considered a spherical analogue of the asymptotic form of the number variance in Euclidean space, used to determine the degree of hyperuniformity in such systems^{30,31}. Furthermore, the two parameters in Eq. (4), A_N and B_N , turn out to be particularly good measures of order in scale-free particle distributions on the sphere. For a completely random distribution, we can show that $A_N = 1$ and $B_N = 0$; this corresponds to a uniform structure factor where $S_N(\ell) = 1 \forall \ell$. With a gradual onset of order in a system of particles, first a low- ℓ gap starts to appear in the structure factor, and simultaneously A_N starts to diminish while B_N increases. In the limit of $A_N \rightarrow 0$, equivalent to the onset of hyperuniformity in Euclidean space, a particle distribution on the sphere becomes ordered with a series of pronounced peaks in its structure factor and can be, in principle, characterized by its value of B_N —which depends not only on the type of distribution but also on any symmetries present in it (for details, see Ref. 31).

Distributions of particles on the sphere

In this work, we generalize these results to particle distributions with one or more internal length scales. To do this, we study two completely different systems: (i) solutions of the thermal Thomson problem, where temperature introduces a length scale into an otherwise scale-free system; and (ii) a system of particles interacting via ultra-soft GEM-4 potential, which exhibits an ordered phase of cluster crystals depending on both the number of particles and the size of the system.

In the first case, (i), particles interact via long-range electrostatic potential, just as in the classical Thomson problem, but we additionally introduce a reduced temperature T into the system (scaled with the electrostatic potential). Starting at a high T and gradually lowering it, we sample 250 different configurations of N particles at each T . This is achieved by virtue of MC simulations^{40,41}, where at each T , we perform a series of random displacements of individual particles,

drawn from a spherical Gaussian (von Mises-Fisher) distribution centred around a particle⁴², with the width parameter of $\lambda = \sqrt{N}/T$; this choice ensures a good acceptance rate also at low T and large N . After a burn-in phase, configurations are sampled every $4N$ moves until 250 different configurations are obtained, which are then used to obtain ensemble-averaged spherical structure factor and cap number variance.

In the second case, (ii) we study particles interacting via a generalized exponential model of order 4 (GEM-4 potential): a bounded, purely repulsive soft pair potential of the form $w(r) = \varepsilon \exp(-(r/\delta)^4)$ ²⁷. Here, ε and δ determine the energy and length scales of the model. We use the former to rescale the temperature T of the system, while the latter introduces a length scale to the system, δ/R , which controls its phase behaviour. While the GEM-4 system is also simulated at a finite T , this is the least interesting variable in the system; we will thus study the system at $T = 1$, unless specified otherwise, and explore its behaviour with respect to both N and δ/R . We sample 50 configurations at each point in the phase space to generate ensemble-averaged spherical structure factor and cap number variance. Further simulation details can be found in Ref. 27.

RESULTS

Thermal Thomson problem

Solutions of the Thomson problem are distributions of particles minimizing their electrostatic interaction⁴³. Known minimum energy distributions are often characterized by a high symmetry and a locally triangular mesh where each particle has 6 neighbours, with the exception of 12 5-fold defects owing to the topology of the sphere; at high N , pairs of defects in the form of topological scars are also common¹⁹. When temperature (measured relative to the interaction energy) is introduced into the system, the order disappears and different kinds of local defects are ubiquitous. Temperature is also the only length scale in the system—note that changing the radius of the sphere is equivalent to changing the scale of interaction energy and thus the scale of the reduced temperature. As it is lowered, the solutions of the thermal Thomson problem converge towards the known minima of the Thomson problem.

Structure factor and number variance

The temperature-dependent order transition in a thermal Thomson system can be easily observed when we take a look at the (ensemble-averaged) spherical structure factor [Eq. (2)]. Figure 1a shows $S_N(\ell)$ in the T - ℓ plane for distributions of $N = 120$ particles. At high T , the structure factor is essentially indistinguishable from that of a random distribution, $S_N(\ell) = 1 \forall \ell$. As T is lowered, $S_N(\ell)$ becomes progressively more defined: first, a gap appears at low ℓ , growing with decreasing temperature, and as it approaches $\ell_0 \approx \pi\sqrt{N}/\sqrt{3}$ ³¹, the first peak of the structure factor appears at ℓ_0 (Fig. 1b). Its position does not change as T is lowered further; on the

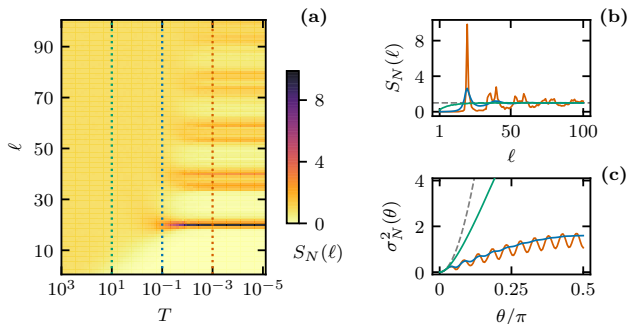


Figure 1. **(a)** Ensemble-averaged spherical structure factor for distributions of $N = 120$ particles in the T - ℓ plane. Ensemble-averaged spherical structure factor **(b)** and cap number variance **(c)** of distributions at three different temperatures, marked by dotted lines in panel (a). Dashed gray lines show the expected behaviour for a completely random distribution: $S_N(\ell) = 1 \forall \ell$ [panel (a)] and $\sigma_N^2(\theta) = N \sin^2 \theta/4$ [panel (b)].

other hand, higher- ℓ peaks do not initially appear at the exact positions of the crystal-like (minimum energy) state, but shift slightly with decreasing T . At the very lowest T , the form of $S_N(\ell)$ is completely defined and approaches the form of the known minimum solutions of the Thomson problem^{20,31}. In some cases, discrepancies remain: these structures, while ordered and crystal-like, are trapped in local minima.

Spherical structure factor is directly related to cap number variance [Eq. (4)], the variance in the number of particles contained in spherical caps with opening angle θ . As the temperature of the system is lowered and $S_N(\ell)$ becomes more defined, the angular dependence of $\sigma_N^2(\theta)$ goes from $\propto \sin^2 \theta$, characteristic of a random distribution, to $\propto \sin \theta$, typical of crystal-like distributions³¹. Furthermore, when the order in the distribution becomes crystal-like, $\sigma_N^2(\theta)$ also starts to exhibit a modulation on top of its general θ -dependence, whose form is related to ℓ_0 (and thus to N) and is another consequence of ordering³¹.

Hyperuniformity parameters

Changes in spherical structure factor and cap number variance can be summarized by fitting $\sigma_N^2(\theta)$ to the form given by Eq. (4), which yields two hyperuniformity parameters A_N and B_N . As already mentioned, it has been shown previously³¹ that for a completely random distribution, $A_N = 1$ and $B_N = 0$, while on the other hand, ordered distributions (such as minima of the Thomson and Tammes problems) have $A_N = 0$ and $B_N \lesssim 1$. This, of course, holds in the average sense, particularly for randomly-generated distributions.

Figure 2 shows the hyperuniformity parameters A_N and B_N of the thermal Thomson distributions in the N - T plane. The fits of Eq. (4) are performed on ensemble-averaged curves $\sigma_N^2(\theta)$ for each N and T , as fits to individual ensemble samples do not yield reliable results due to the large degree of randomness present in the system. We can observe several

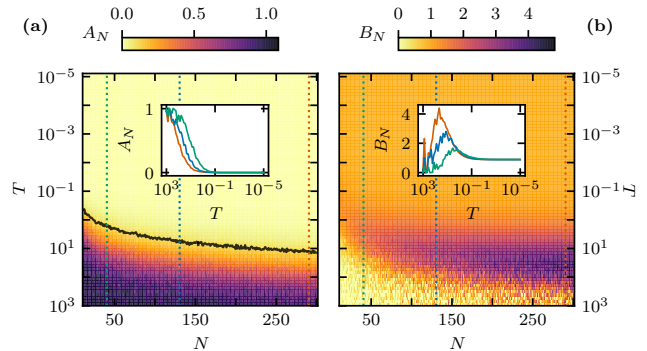


Figure 2. Hyperuniformity parameters A_N **(a)** and B_N **(b)** of thermal Thomson distributions in the N - T plane, obtained as fits of Eq. (4) to ensemble averages of cap number variance $\sigma_N^2(\theta)$. Insets show the temperature dependence of the two parameters for three different values of N , marked in the main plots with dotted lines. Black contour line in panel (a) shows the critical temperature T_c where $A_N \leq 0.1$, which is proportional to $T_c \propto N$.

things: at high T when the system is disordered, $A_N \lesssim 1$ and $B_N \approx 0$, close to the values pertaining to random distributions (albeit not completely, as even at highest T the system is not completely random due to the interactions involved; see Fig. 1). Furthermore, higher N have lower values of A_N at high T , which is understandable since the energy of the system also increases with N . As T is lowered, $A_N \rightarrow 0$ and we can talk about the onset of crystal-like order in the distributions³¹. The transition is gradual, and the critical temperature shows a slight dependence on N —for higher N , the transition occurs at higher T . The approximate range of temperatures where the transition occurs is $T \sim 1$ to 0.1 (insets of Fig. 2).

Since the order transition is continuous with temperature, we cannot speak of a clear critical temperature of the onset of order. We can, however, choose a reasonable threshold c so that $A_N \leq c$. We know that B_N already has a peak when A_N is of the order of magnitude of a few tenths (Fig. 2). Any threshold choice above $c \gtrsim 10^{-3}$ shows almost exact proportionality of the critical temperature to the number of particles, $T_c \propto N$ (Fig. 2a shows the example of $c = 0.1$). On the other hand, setting the threshold to even lower values is too affected by noise to be suitable for defining a transition temperature. The increasing trend reflects stronger bonding and thus higher energy cost of displacement when particles are packed closer together. In a physical system, the energy scale also includes the size of the sphere and the particle charges which were set in our case.

Parameter B_N is dominated by noise at high T , since A_N is the dominant parameter there. As T is lowered, B_N typically crosses a “barrier” in the temperature range where A_N first starts to decrease, the height of which increases with N . This increase in B_N as A_N is lowered could thus indicate some particular property of the interactions in the system. At low T where $A_N \rightarrow 0$, values of B_N start to converge to very similar values regardless of N , $B_N \sim 0.9$, which is characteristic of ordered distributions on the sphere in general and minimum

solutions of the Thomson problem in particular³¹. The vanishing of parameter A_N thus clearly signals a transition from a disordered to an ordered distribution. The parameter B_N , on the other hand, becomes relevant only when A_N vanishes—then, B_N carries some information about the nature of the order.

GEM-4 potential

We can apply the same analysis as we did for the thermal Thomson problem to particle distributions resulting from the GEM-4 interaction potential. At a given T (note that the temperature related to the GEM-4 potential has a different scale than the one pertaining to the thermal Thomson problem), the system of GEM-4 particles is known to undergo an ordering transition from a homogeneous fluid to a cluster crystal phase, depending on both the number of particles N and the (scaled) radius of the sphere δ/R ²⁷. At high density, particles aggregate into clusters at sites which are distributed on the sphere in a highly ordered manner (Fig. 3a). However, the internal structure of such clusters remains disordered, as particles randomly move inside the potential well. The number of clusters is a function of δ/R but not N —an increase in the number of particles at a fixed sphere size will only lead to each cluster having more particles.

Structure factor and number variance

Different types of order in systems of GEM-4 particles can be clearly seen both in their spherical structure factor and in their cap number variance (Fig. 3). When the system is in the homogeneous fluid phase, $S_N(\ell)$ exhibits only a shallow first peak while $\sigma_N^2(\theta)$ shows no modulation related to a shell-like structure, typical for ordered systems. However, when the system is in the cluster crystal phase, $S_N(\ell)$ exhibits several pro-

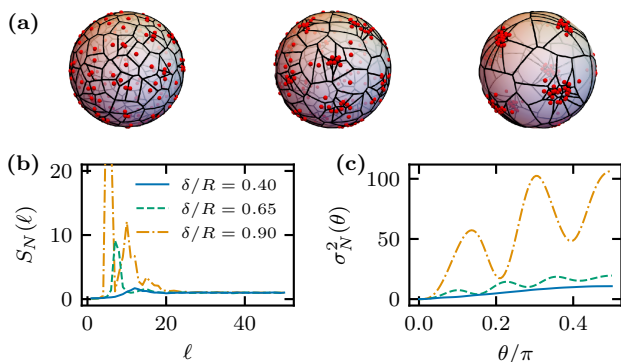


Figure 3. (a) Voronoi tessellations of distributions of $N = 200$ GEM-4 particles at $T = 1$ and $\delta/R = 0.40, 0.65,$ and 0.90 (from left to right). Shown are also the ensemble averages of the spherical structure factor (b) and cap number variance (c) for the same values of $N, T,$ and R as in panel (a).

nounced peaks and $\sigma_N^2(\ell)$ now shows the characteristic modulations related to structural order. Notable is the overall scale of both measures compared to their form: the modulations in $\sigma_N^2(\theta)$ (Fig. 3c) is characterized by the number of clusters N^* and not the total number of particles N , as was the case in the thermal Thomson distributions. At the same time, the large magnitude of the peaks in the spherical structure factor (Fig. 3b) when compared to those observed for thermal Thomson distributions (Fig. 1b) is due to the fact that each of the N^* clusters is composed of N/N^* particles on average.

Hyperuniformity parameters

While both $S_N(\ell)$ and $\sigma_N^2(\theta)$ show the transition of a system of GEM-4 particles from a homogeneous fluid to a cluster crystal phase, this transition is difficult to capture using standard order parameters due to the disordered nature of particles within each cluster. However, the difference between the two phases is immediately apparent if we take a look at the hyperuniformity parameters A_N and B_N , again obtained by fitting Eq. (4) to the ensemble-averaged $\sigma_N^2(\theta)$. Figure 4 shows that the value of parameter A_N clearly separates the two phases in the N - δ/R plane. In the homogeneous fluid phase, A_N is always larger than zero. It also never reaches the value of $A_N = 1$, indicating that the system is never completely random, which is expected due to the strong interactions between the particles. When the system transitions to the cluster crystal phase, A_N suddenly vanishes, $A_N \lesssim 10^{-10}$ (shown by the black region in Fig. 4a). This is in stark contrast to the order transition in the thermal Thomson system, where A_N slowly decreased to zero as the temperature was lowered.

When A_N vanishes, B_N again starts to increase. Unlike what we observed in the thermal Thomson problem, or what was previously observed in scale-free distributions³¹, B_N can take on extremely large values. The reason is that in the ordered state with N^* clusters, the distribution is closer to a hyperuniform distribution of N^* particles with larger particle weights,

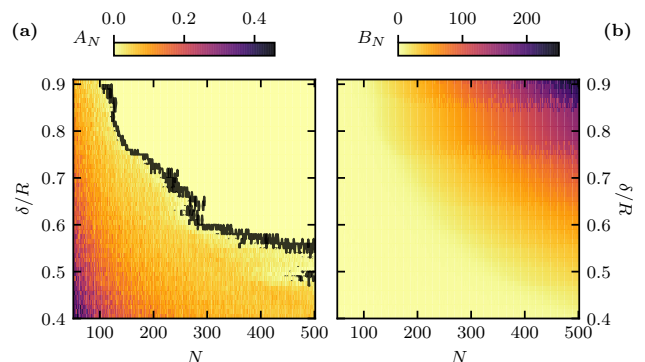


Figure 4. Hyperuniformity parameters A_N (a) and B_N (b) in the N - δ/R plane for distributions of GEM-4 particles at reduced temperature $T = 1$. The parameters were obtained as fits of Eq. (4) to ensemble-averaged cap number variance. Black contour line in panel (a) shows where the parameter A_N vanishes, $A_N \lesssim 10^{-10}$.

while the expression in Eq. (4) is normalized only with N , as N^* is not known in advance. Rescaling the structure factor shows that B_N should scale as a power of the number of particles per cluster, $(N/N^*)^{3/2}$. Indeed, this scaling helps explain the observed pattern for the number of clusters in the N - T plane²⁷, where the number of clusters, and thus the average number of particles per cluster, changes with δ/R but not with N . In the ordered state, the scaling of the parameter B_N shows the same pattern; however, it also includes an unknown prefactor, which we are currently unable to predict theoretically. Nonetheless, the parameter B_N clearly shows the potential to be used for assessing finer aspects of order, such as clustering.

The observation that A_N vanishes suddenly with the appearance of cluster crystal phase can be exploited to separate the N - δ/R plane into two regions corresponding to homogeneous fluid and cluster crystal phases. This is shown in Fig. 5 for five different temperatures of the system. By observing when $A_N \leq 10^{-10}$, it is easy to see that the cluster crystals span a larger part of the phase diagram at lower T . Moreover, increasing the temperature appears to shift the phase curve towards larger N while maintaining its position in the δ/R direction. While these observations have been made previously by Franzini et al.²⁷ in their original study, they did not use an order parameter to delineate the regions of the phase space. Our results demonstrate that A_N and B_N can be used as global order parameters to construct the phase diagram of the system, something which cannot be done using standard order parameters on the sphere.

We also note that there is a larger uncertainty in determining the phase line at low δ/R : the likely reason is that in this regime, a very high number of clusters is formed ($N^* \gtrsim 50$; cf. Ref. 27), and the transition from a homogeneous fluid to cluster crystal phase becomes blurred. In this part of the

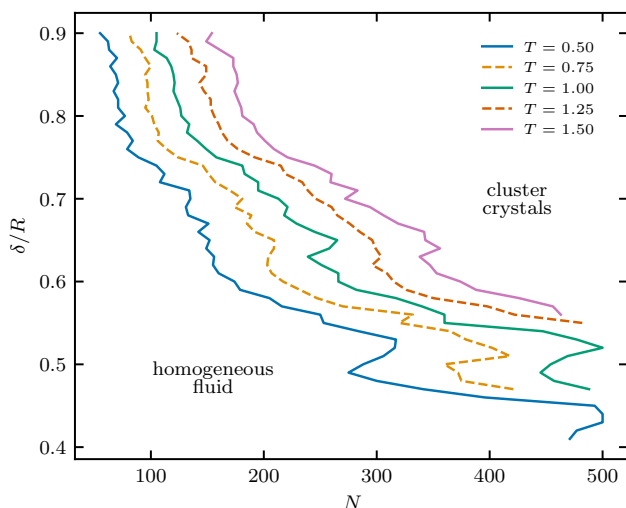


Figure 5. Curves of vanishing A_N in the N - δ/R plane for five different temperatures of the system. The curves are defined as points where $A_N \leq 10^{-10}$ and mark the transition from a homogeneous fluid in the left part of the phase diagram to a cluster crystal phase in the right part of the diagram.

phase space our predictions also differ from the observations of Franzini et al.²⁷; specifically, we predict that low δ/R lead to the onset of cluster crystal phase at much higher N than originally thought.

DISCUSSION

Hyperuniformity has only recently been extended to non-Euclidean geometries, and the known notions from Euclidean space have been shown to extend to spherical geometry as well. Nonetheless, there are several notable differences between the two, related to the restrictions that topology and geometry of the sphere dictate. At the moment, there seem to be no distinct hyperuniformity classes on the sphere—unlike in the Euclidean case—as the hyperuniformity parameters A_N and B_N derived from cap number variance can change in a continuous manner. However, just as it is already known for scale-free systems of particles on the sphere, we have shown here that these two parameters can be used to consistently detect and study order transitions in systems of particles involving one or more internal length scales.

By studying two such systems—thermal Thomson problem and particles interacting via GEM-4 potential—we have shown that the parameter A_N is a good measure of disorder in the system. While A_N is finite, $A_N \leq 1$, the system is in either completely disordered ($A_N \approx 1$) or fluid-like ($A_N < 1$) state. Importantly, when A_N vanishes, $A_N \rightarrow 0$, the system undergoes an order transition. Once this happens, the parameter B_N becomes relevant and in a crystal-like state takes on a constant value. As A_N gradually vanishes, B_N might also cross a barrier, increasing at first before assuming this value. Both of these observations and the scale of B_N are likely related to the details of the systems, particularly regarding the interactions involved, although further theoretical insights into this are currently still lacking. Ideally, these would connect the exact nature of the interaction potential to an improved approximation of cap number variance, currently given by Eq. (4).

When the positions of the particles are known, the fit of Eq. (4) is easy to carry out not only in simulations but also in experimental realizations of spherical assemblies. However, based on our analysis, we also see that it might be possible to derive some proxies for disorder and the parameter A_N which might be quicker to determine. Such candidates are the dipole moment of the spherical structure factor, $S_N(\ell = 1)$, or the hemispherical cap number variance, $\sigma_N^2(\theta = \pi/2)$, as both are the first to show drastic changes when a system undergoes an order transition. These are nonetheless likely to fail in systems such as the one involving GEM-4 potential, where only a full analysis of the hyperuniformity parameters A_N and B_N correctly detects the phase transitions of the system.

ACKNOWLEDGMENTS

This work was funded by Slovenian Research Agency ARRS (Research Core Funding No. P1-0055 (A.B.) and No. P1-0099 (S.Č.) and research Grant No. J1-9149), and

is associated with the COST Action EUTOPIA (Grant No. CA17139). S.F. acknowledges “Laboratorio di Calcolo e Multimedia (LCM)” of the University of Milan for providing machine time on their cluster.

DATA AVAILABILITY

Data that support the findings of this study are available from the corresponding author upon reasonable request.

REFERENCES

- ¹G. M. Grason, “Perspective: Geometrically frustrated assemblies,” *J. Chem. Phys.* **145**, 110901 (2016).
- ²R. E. Guerra, C. P. Kelleher, A. D. Hollingsworth, and P. M. Chaikin, “Freezing on a sphere,” *Nature* **554**, 346 (2018).
- ³Y. Chen, Z. Yao, S. Tang, H. Tong, T. Yanagishima, H. Tanaka, and P. Tan, “Morphology selection kinetics of crystallization in a sphere,” *Nat. Phys.*, 1–7 (2020).
- ⁴J. C.-Y. Wang, S. Mukhopadhyay, and A. Zlotnick, “Geometric defects and icosahedral viruses,” *Viruses* **10**, 25 (2018).
- ⁵R. Zandi, B. Dragnea, A. Travesset, and R. Podgornik, “On virus growth and form,” *Phys. Rep.* **847**, 1–102 (2020).
- ⁶D. S. Roshal, K. Azzag, E. Le Goff, S. B. Rochal, and S. Baghdiguian, “Crystal-like order and defects in metazoan epithelia with spherical geometry,” *Sci. Rep.* **10**, 1–11 (2020).
- ⁷R. Fantoni, J. W. Salari, and B. Klumperman, “Structure of colloidosomes with tunable particle density: Simulation versus experiment,” *Phys. Rev. E* **85**, 061404 (2012).
- ⁸K. L. Thompson, M. Williams, and S. P. Armes, “Colloidosomes: synthesis, properties and applications,” *J. Colloid Interface Sci.* **447**, 217–228 (2015).
- ⁹T. Bollhorst, K. Rezwan, and M. Maas, “Colloidal capsules: nano- and microcapsules with colloidal particle shells,” *Chem. Soc. Rev.* **46**, 2091–2126 (2017).
- ¹⁰J. Wang, C. F. Mbah, T. Przybilla, B. A. Zubiri, E. Spiecker, M. Engel, and N. Vogel, “Magic number colloidal clusters as minimum free energy structures,” *Nat. Comm.* **9**, 1–10 (2018).
- ¹¹N. Vogel, S. Utech, G. T. England, T. Shirman, K. R. Phillips, N. Koay, I. B. Burgess, M. Kolle, D. A. Weitz, and J. Aizenberg, “Color from hierarchy: Diverse optical properties of micron-sized spherical colloidal assemblies,” *Proc. Natl. Acad. Sci. USA* **112**, 10845–10850 (2015).
- ¹²G. Jacucci, S. Vignolini, and L. Schertel, “The limitations of extending nature’s color palette in correlated, disordered systems,” *Proc. Natl. Acad. Sci. USA* **117**, 23345–23349 (2020).
- ¹³E. H. Yong, D. R. Nelson, and L. Mahadevan, “Elastic platonic shells,” *Phys. Rev. Lett.* **111**, 177801 (2013).
- ¹⁴M. Brojan, D. Terwagne, R. Lagrange, and P. M. Reis, “Wrinkling crystallography on spherical surfaces,” *Proc. Natl. Acad. Sci. USA* **112**, 14–19 (2015).
- ¹⁵Z. Yao, “Command of collective dynamics by topological defects in spherical crystals,” *Phys. Rev. Lett.* **122**, 228002 (2019).
- ¹⁶A. Gnidovec and S. Čopar, “Orientational ordering of point dipoles on a sphere,” *Phys. Rev. B* **102**, 075416 (2020).
- ¹⁷S. Čopar and A. Božič, “Symmetry breaking of dipole orientations on caspar-klug lattices,” *Phys. Rev. Res.* **2**, 043199 (2020).
- ¹⁸A. Gnidovec and S. Čopar, “Long-range order in quadrupolar systems on spherical surfaces,” (2021), arXiv:2101.11660 [cond-mat].
- ¹⁹M. J. Bowick and L. Giomi, “Two-dimensional matter: order, curvature and defects,” *Adv. Phys.* **58**, 449–563 (2009).
- ²⁰D. J. Wales and S. Ulker, “The Cambridge cluster database: Global minima for the Thomson problem,” (2006), accessed 02. 01. 2021.
- ²¹P. J. Steinhardt, D. R. Nelson, and M. Ronchetti, “Bond-orientational order in liquids and glasses,” *Phys. Rev. B* **28**, 784 (1983).
- ²²Y. Li, H. Miao, H. Ma, and J. Z. Chen, “Topological defects of tetrahedral liquid-crystal order on a soft spherical surface,” *Soft Matter* **9**, 11461–11466 (2013).
- ²³J.-P. Vest, G. Tarjus, and P. Viot, “Glassy dynamics of dense particle assemblies on a spherical substrate,” *J. Chem. Phys.* **148**, 164501 (2018).
- ²⁴M. Mosayebi, D. K. Shoemark, J. M. Fletcher, R. B. Sessions, N. Linden, D. N. Woolfson, and T. B. Liverpool, “Beyond icosahedral symmetry in packings of proteins in spherical shells,” *Proc. Natl. Acad. Sci. USA* **114**, 9014–9019 (2017).
- ²⁵C. P. Royall and S. R. Williams, “The role of local structure in dynamical arrest,” *Phys. Rep.* **560**, 1–75 (2015).
- ²⁶D. P. Hardin, T. Michaels, and E. B. Saff, “A comparison of popular point configurations on S²,” *Dolomites Research Notes Approx.* **9** (2016).
- ²⁷S. Franzini, L. Reatto, and D. Pini, “Formation of cluster crystals in an ultra-soft potential model on a spherical surface,” *Soft Matter* **14**, 8724–8739 (2018).
- ²⁸W. Mickel, S. C. Kapfer, G. E. Schröder-Turk, and K. Mecke, “Shortcomings of the bond orientational order parameters for the analysis of disordered particulate matter,” *J. Chem. Phys.* **138**, 044501 (2013).
- ²⁹S. Torquato and F. H. Stillinger, “Local density fluctuations, hyperuniformity, and order metrics,” *Phys. Rev. E* **68**, 041113 (2003).
- ³⁰S. Torquato, “Hyperuniform states of matter,” *Phys. Rep.* (2018).
- ³¹A. Božič and S. Čopar, “Hyperuniform particle distributions on the sphere,” *Phys. Rev. E* **99**, 032601 (2019).
- ³²E. Lomba, J.-J. Weis, L. Guisández, and S. Torquato, “Minimal statistical-mechanical model for multihyperuniform patterns in avian retina,” *Phys. Rev. E* **102**, 012134 (2020).
- ³³A. G. Meyra, G. J. Zarragoicoechea, A. L. Maltz, E. Lomba, and S. Torquato, “Hyperuniformity on spherical surfaces,” *Physical Review E* **100**, 022107 (2019).
- ³⁴J. S. Brauchart, P. J. Grabner, and W. Kusner, “Hyperuniform point sets on the sphere: deterministic aspects,” *Constr. Approx.* **50**, 45–61 (2019).
- ³⁵J. S. Brauchart, P. J. Grabner, W. Kusner, and J. Ziefle, “Hyperuniform point sets on the sphere: probabilistic aspects,” *Monatsh. Math.* **192**, 763–781 (2020).
- ³⁶T. A. Stepanyuk, “Hyperuniform point sets on flat tori: deterministic and probabilistic aspects,” *Constr. Approx.*, 1–27 (2020).
- ³⁷T. L. Hill, *Thermodynamics of small systems* (Dover, 2002).
- ³⁸A. J. Post and E. D. Glandt, “Statistical thermodynamics of particles adsorbed onto a spherical surface. I. Canonical ensemble,” *J. Chem. Phys.* **85**, 7349–7358 (1986).
- ³⁹P. Viveros-Méndez, J. Méndez-Alcaraz, and P. González-Mozuelos, “Two-body correlations among particles confined to a spherical surface: Packing effects,” *J. Chem. Phys.* **128**, 014701 (2008).
- ⁴⁰D. Frenkel and B. Smit, *Understanding molecular simulation: from algorithms to applications*, Vol. 1 (Elsevier, 2001).
- ⁴¹Y. Xiang, D. Sun, W. Fan, and X. Gong, “Generalized simulated annealing algorithm and its application to the thomson model,” *Phys. Lett. A* **233**, 216–220 (1997).
- ⁴²A. Božič, “From discrete to continuous description of spherical surface charge distributions,” *Soft Matter* **14**, 1149–1161 (2018).
- ⁴³D. J. Wales and S. Ulker, “Structure and dynamics of spherical crystals characterized for the Thomson problem,” *Phys. Rev. B* **74**, 212101 (2006).