

New effect in wave-packet scatterings of quantum fields

Kenzo Ishikawa,^{*} Kenji Nishiwaki,[†] and Kin-ya Oda[‡]

^{*} *Department of Physics, Hokkaido University, Hokkaido 060-0810, Japan*

^{*} *Research and Education Center for Natural Sciences, Keio University Kanagawa 223-8521, Japan*

[†] *Department of Physics, Shiv Nadar University, Gautam Buddha Nagar 201314, India*

[‡] *Department of Physics, Osaka University, Osaka 560-0043, Japan*

[‡] *Department of Mathematics, Tokyo Woman's Christian University, Tokyo 167-8585, Japan*

In a transition amplitude of wave-packets, e.g., that of the $\Phi \rightarrow \phi\phi$ decay process, there are in and out time boundaries for the initial Φ and final $\phi\phi$ configurations, respectively, when the transition occurs in a finite time interval. In this Letter, we prove that the effect of the in time boundary of the $\Phi \rightarrow \phi\phi$ decay emerges from the $\phi\phi \rightarrow \Phi \rightarrow \phi\phi$ scattering amplitude that does not include the time boundaries for $\phi\phi$. This effect has been overlooked in the standard plane-wave formulation and can exhibit distinct phenomena in wide areas of science. We confirm the result in different integration orders. The result is also interpreted as a Stokes phenomenon in the Lefschetz-thimble decomposition.

INTRODUCTION

Particle scattering in quantum field theory requires wave packets in its very foundation, whereas the plane-wave formulation, which involves the square of the energy-momentum delta function in S-matrix [1], is “more a mnemonic than a derivation” [2]. However, it has long been believed that there are no new phenomena that arise from taking into account the wave-packet effects [3].

On the other hand, Ishikawa et al. claim that indeed a wave-packet effect—more specifically the *time-boundary effect* due to localization of wave-packet overlap in time—is responsible for diverse phenomena in science such as the LSND neutrino anomaly [4, 5]; violation of selection rules [6]; the solar coronal heating problem [7]; anomalous Thomson scattering and a speculative alternative to dark matter, as well as modified Haag theorem [8]; the anomalous excitation energy transfer in photosynthesis [9]; and anomalies in the width of $e^+e^- \rightarrow \gamma\gamma$, in the π^0 lifetime, in Raman scatterings, and in the water vapor continuum absorption [10, 11]. There is an ongoing experimental project for this effect [10, 12].

However, the time-boundary effect has not been paid high attention to, because so far it depends on whether one accepts *a priori* the concept of the finite-time scattering that involves the time boundaries. Here, we fill the gap by showing that the effect from the initial time boundary of the $\Phi \rightarrow \phi\phi$ decay [5, 13, 14] *emerges* from the $\phi\phi \rightarrow \Phi \rightarrow \phi\phi$ scattering amplitude [15] even if we do not include the in and out time boundaries for $\phi\phi$. This way, we exhibit the necessity to include the time boundaries in general.

We also provide Supplemental Material for detailed no-

tations, calculations, and expressions for more general configurations.

S-MATRIX IN GAUSSIAN FORMALISM

In the Gaussian wave-packet formalism [16] (see e.g. Refs. [14, 15, 17] for reviews), we consider the scattering $\phi\phi \rightarrow \Phi \rightarrow \phi\phi$ with an interaction Lagrangian density $\mathcal{L}_{\text{int}} = -\frac{\kappa}{2}\phi^2\Phi$, where ϕ and Φ are real scalar fields with masses m and M ($> 2m$), respectively, and κ is a coupling constant. We only take into account the tree-level s-channel scattering as we are mostly interested in the amplitude near the resonance pole of Φ .

Input parameters for each wave packet a (with $a = 1, 2$ for incoming and 3, 4 for outgoing) are its width-squared σ_a , spacetime position of its center $X_a = (X_a^0, \mathbf{X}_a)$, and its central momentum $P_a = (E_a, \mathbf{P}_a)$, where $E_a := (m^2 + \mathbf{P}_a^2)^{1/2}$. We may trade \mathbf{P}_a for $\mathbf{V}_a := \mathbf{P}_a/E_a$ as independent parameters. We also define the following for later use: the spatial widths-squared $\sigma_{\text{in}} := \frac{\sigma_1\sigma_2}{\sigma_1+\sigma_2}$ and $\sigma_{\text{out}} := \frac{\sigma_3\sigma_4}{\sigma_3+\sigma_4}$ for the in and out interaction regions, respectively; the temporal widths-squared $\varsigma_{\text{in}} = \frac{\sigma_1+\sigma_2}{(\mathbf{V}_1-\mathbf{V}_2)^2}$ and $\varsigma_{\text{out}} = \frac{\sigma_3+\sigma_4}{(\mathbf{V}_3-\mathbf{V}_4)^2}$ for them; the total momenta $\mathbf{P}_{\text{in}} := \mathbf{P}_1 + \mathbf{P}_2$ and $\mathbf{P}_{\text{out}} := \mathbf{P}_3 + \mathbf{P}_4$ for the in and out states, respectively; the total energies $E_{\text{in}} := E_1 + E_2$ and $E_{\text{out}} := E_3 + E_4$; and the weighted-average velocities $\mathbf{V}_{\text{in}} := \sigma_{\text{in}}(\frac{\mathbf{V}_1}{\sigma_1} + \frac{\mathbf{V}_2}{\sigma_2})$ and $\mathbf{V}_{\text{out}} := \sigma_{\text{out}}(\frac{\mathbf{V}_3}{\sigma_3} + \frac{\mathbf{V}_4}{\sigma_4})$.

We write the plane-wave propagator of Φ with an off-shell momentum $p = (p^0, \mathbf{p})$ as $\frac{-i}{-(p^0)^2 + \mathbf{E}_{\mathbf{p}}^2}$, where $\mathbf{E}_{\mathbf{p}} := (E_{\mathbf{p}}^2 - i\epsilon)^{1/2}$ with $E_{\mathbf{p}} := (M^2 + \mathbf{p}^2)^{1/2} > \epsilon > 0$. Loop corrections to the two-point function of Φ may be approximated by taking $\epsilon = M\Gamma$, with Γ being the decay width

of Φ [18]. In total, (κ, m, M, ϵ) and $(\sigma_a, X_a, \mathbf{P}_a)$ are all the independent parameters in this Letter: The former determines the theory, while the latter parametrizes each wave packet.

For a given set of Gaussian wave packets $\{f_{\sigma_a; X_a, \mathbf{P}_a}\}$, the tree-level s -channel S-matrix \mathcal{S} is given as Eq. (42)

$$\mathcal{S} = (2\pi\sqrt{\sigma_{\text{in}}\sigma_{\text{out}}})^3 N \int \frac{d^3\mathbf{p}}{(2\pi)^3} e^{-\frac{\sigma_{\text{in}}}{2}(\mathbf{p}-\mathbf{P}_{\text{in}})^2 - \frac{\sigma_{\text{out}}}{2}(\mathbf{p}-\mathbf{P}_{\text{out}})^2 - i\bar{\Xi}_{\text{in}} \cdot (\mathbf{p}-\mathbf{P}_{\text{in}}) + i\bar{\Xi}_{\text{out}} \cdot (\mathbf{p}-\mathbf{P}_{\text{out}})} \\ \times \int_{-\infty}^{\infty} dx^0 e^{-\frac{1}{2\varsigma_{\text{in}}}(x^0 - \mathfrak{T}_{\text{in-int}})^2 - i\omega_{\text{in}}(\mathbf{p})x^0} \int_{-\infty}^{\infty} dy^0 e^{-\frac{1}{2\varsigma_{\text{out}}}(y^0 - \mathfrak{T}_{\text{out-int}})^2 + i\omega_{\text{out}}(\mathbf{p})y^0} \int \frac{dp^0}{2\pi} \frac{-i e^{-ip^0(y^0 - x^0)}}{p^2 + M^2 - i\epsilon}, \quad (1)$$

where $\bar{\Xi}_{\text{in}}$ ($\bar{\Xi}_{\text{out}}$) is a weighted average of the center positions of the two incoming (outgoing) wave packets $\phi\phi$ at reference time $t = 0$; $\mathfrak{T}_{\text{in-int}}$ ($\mathfrak{T}_{\text{out-int}}$) is the intersection time for the incoming (outgoing) $\phi\phi$; x^0 (y^0) is the time for the in(out)-interaction vertex; and $\omega_{\text{in}}(\mathbf{p}) := E_{\text{in}} + \bar{\mathbf{V}}_{\text{in}} \cdot (\mathbf{p} - \mathbf{P}_{\text{in}})$ and $\omega_{\text{out}}(\mathbf{p}) := E_{\text{out}} + \bar{\mathbf{V}}_{\text{out}} \cdot (\mathbf{p} - \mathbf{P}_{\text{out}})$ are “shifted energies” for the in and out interactions. $N := (-i\kappa)^2 e^{-\frac{\mathcal{R}_{\text{in}} + \mathcal{R}_{\text{out}}}{2}} \prod_{a=1}^4 \frac{1}{\sqrt{2E_a}} (\frac{1}{\pi\sigma_a})^{3/4}$ is a factor mostly irrelevant for the following discussion. Here and hereafter, we neglect an overall phase factor that is independent of the integrated variables $(p^0, \mathbf{p}, x^0, y^0)$.

The amplitude (1) specifies the location of the wave packets $\mathbf{X}_1, \dots, \mathbf{X}_4$ too. One can integrate over them for the integrand $|\mathcal{S}|^2$ if one wants to compare it with the corresponding plane-wave result. The amplitude (1) contains more information than the plane-wave S-matrix which only contains information of the momenta $\mathbf{P}_1, \dots, \mathbf{P}_4$.

In this Letter, we evaluate the S-matrix (1) in two different orders:

1. First integrate over \mathbf{p} , p^0 , and x^0 . Then we exhibit

in Ref. [15] with the limit $T_{\text{in}} \rightarrow -\infty$ and $T_{\text{out}} \rightarrow \infty$. In this Letter, we first *neglect* the time boundaries for $\phi\phi$ and then will show that the in-time-boundary effect of Φ for $\Phi \rightarrow \phi\phi$ still *emerges*. Now we perform the six-dimensional integral over the spatial positions of in- and out-interaction vertices exactly:

the *emergence* of an in time boundary effect for $\Phi \rightarrow \phi\phi$ decay from the remaining integral over y^0 .

2. First integrate over x^0 and y^0 . Then we analyze the structure of p^0 integral via two distinct approaches:
 - (a) the saddle-point method and the residue theorem,
 - (b) the Lefschetz thimble decomposition.

We also show that the result of the remaining \mathbf{p} -integral in a non-relativistic limit agrees with that of Order 1.

DIRECT DERIVATION OF IN-TIME-BOUNDARY FOR $\Phi \rightarrow \phi\phi$ DECAY

First, we follow Order 1. In this section, we focus on the case $\varsigma_{\text{in}} \ll \varsigma_{\text{out}}$ [19]. For conciseness, we show the result for a particularly simple configuration $\bar{\mathbf{V}}_{\text{in}} = \bar{\mathbf{V}}_{\text{out}} = 0$. In this section, we also drop “backward-propagation” terms, which are exponentially suppressed near on-shell. The result is

$$\mathcal{S} = (2\pi)^4 N \left[\left(\frac{\sigma}{2\pi} \right)^{\frac{3}{2}} e^{-\frac{\sigma}{2}(\delta\mathbf{P})^2} \right] \left[\sqrt{\frac{\varsigma}{2\pi}} e^{-\frac{\varsigma}{2}(\delta E)^2} \right] \frac{\sqrt{2\pi\varsigma_+}}{2\mathbf{E}_\sigma} e^{-\frac{\varsigma_+}{2}(\mathbf{E}_\sigma - E_\varsigma)^2 - \frac{1}{2\sigma_+}(\delta\Xi)^2} \left\{ \theta(\delta\mathfrak{T} + \varsigma_+ \Im \mathbf{E}_\sigma) + \frac{\text{erf}\left(\frac{\Delta\mathfrak{T}}{\sqrt{2\varsigma_{\text{out}}}}\right) - \text{sgn}\left(\frac{\Delta\mathfrak{T}}{\sqrt{2\varsigma_{\text{out}}}}\right)}{2} \right\}, \quad (2)$$

where $\frac{1}{\sigma} := \frac{1}{\sigma_{\text{in}}} + \frac{1}{\sigma_{\text{out}}} = \sum_{a=1}^4 \frac{1}{\sigma_a}$; $\delta\mathbf{P} := \mathbf{P}_{\text{out}} - \mathbf{P}_{\text{in}}$; $\frac{1}{\varsigma} := \frac{1}{\varsigma_{\text{in}}} + \frac{1}{\varsigma_{\text{out}}}$; $\delta E := E_{\text{out}} - E_{\text{in}}$; $\varsigma_+ := \varsigma_{\text{in}} + \varsigma_{\text{out}}$ ($\simeq \varsigma_{\text{out}}$ currently); $\mathbf{E}_\sigma := \sqrt{E_\sigma^2 - i\epsilon}$, in which $E_\sigma := (M^2 + \mathbf{P}_\sigma^2)^{1/2}$, with $\mathbf{P}_\sigma := \frac{\sigma_{\text{in}}\mathbf{P}_{\text{in}} + \sigma_{\text{out}}\mathbf{P}_{\text{out}}}{\sigma_{\text{in}} + \sigma_{\text{out}}}$; $E_\varsigma := \frac{\varsigma_{\text{in}}E_{\text{in}} + \varsigma_{\text{out}}E_{\text{out}}}{\varsigma_{\text{in}} + \varsigma_{\text{out}}}$; $\sigma_+ := \sigma_{\text{in}} + \sigma_{\text{out}}$; $\delta\Xi := \bar{\Xi}_{\text{out}} - \bar{\Xi}_{\text{in}}$; θ is the Heaviside step function; $\delta\mathfrak{T} := \mathfrak{T}_{\text{out-int}} - \mathfrak{T}_{\text{in-int}}$

is the elapsed time between the in and out intersections (see each Fig. 1 in Refs. [14, 15]); \Re and \Im denote the real and imaginary parts, respectively; and $\Delta\mathfrak{T} := \delta\mathfrak{T} + \varsigma_+ \Im \mathbf{E}_\sigma + i\varsigma_{\text{out}}(E_{\text{out}} - \Re \mathbf{E}_\sigma)$.

Eq. (2) contains the $\Phi \rightarrow \phi\phi$ amplitude such that E_σ is identified to the initial energy E_0 in Ref. [14]; σ_{out} to the

width-squared σ_s ; ς_{out} to the temporal width-squared σ_t ; $\mathfrak{T}_{\text{in-int}}$ to the in time boundary T_{in} ; and $\mathfrak{T}_{\text{out-int}}$ to the interaction time \mathfrak{T} , respectively. Note that σ_{in} and ς_{in} have no counterparts in Ref. [14] and that the $\phi\phi$ out time boundary has been neglected in this Letter.

More explicitly, the first and second terms in the braces in Eq. (2) are the bulk and in-time-boundary terms, respectively [14], where the bulk term provides a plane-wave amplitude in limits $\sigma_a \rightarrow \infty$ discussed below. For the first time, we have proven that the in time boundary of the $\Phi \rightarrow \phi\phi$ decay *emerges* even if we do not take into account *any* time-boundary effect for the $\phi\phi \rightarrow \phi\phi$ scattering.

“WAVE-PACKET FEYNMAN PROPAGATOR”

Now we turn to Order 2. We perform x^0 and y^0 integrals exactly in Eq. (1),

$$\mathcal{S} = (2\pi)^4 \sqrt{\sigma_{\text{in}}^3 \sigma_{\text{out}}^3 \varsigma_{\text{in}} \varsigma_{\text{out}}} N \int \frac{d^4 p}{(2\pi)^4} \frac{-ie^{f(p^0; \mathbf{p})}}{p^2 + M^2 - i\epsilon}, \quad (3)$$

$$e^{-\frac{(\delta\mathfrak{T})^2}{2\varsigma_+}} I(\mathbf{p}) = e^{-\frac{(\delta\mathfrak{T})^2}{2\varsigma_+}} I_*(\mathbf{p}) + \frac{e^{-\frac{\varsigma_+}{2} [\omega_\varsigma(\mathbf{p}) - \mathbf{E}_\mathbf{p}]^2 + i[\omega_\varsigma(\mathbf{p}) - \mathbf{E}_\mathbf{p}] \delta\mathfrak{T}}}{2\mathbf{E}_\mathbf{p}} \theta\left(\frac{\delta\mathfrak{T}}{\varsigma_+} + \mathfrak{Z}\mathbf{E}_\mathbf{p}\right) + \frac{e^{-\frac{\varsigma_+}{2} [\omega_\varsigma(\mathbf{p}) + \mathbf{E}_\mathbf{p}]^2 + i[\omega_\varsigma(\mathbf{p}) + \mathbf{E}_\mathbf{p}] \delta\mathfrak{T}}}{2\mathbf{E}_\mathbf{p}} \theta\left(\mathfrak{Z}\mathbf{E}_\mathbf{p} - \frac{\delta\mathfrak{T}}{\varsigma_+}\right). \quad (4)$$

The first and second terms in Eq. (4) correspond to the second and first terms in the braces in Eq. (2), respectively. As said above, the last “backward propagation” term in Eq. (4) is exponentially small near the on-shell, and its counterpart is ignored in Eq. (2). Note that for a finite ς_+ , the corresponding Heaviside functions are the same between Eqs. (2) and (4).

We comment that one cannot perform the Wick rotation for the integration contour of p^0 from the real axis to the imaginary one, as is obvious from the shaded region in Fig. 1. This becomes possible if we ignore the quadratic term with respect to p^0 in $f(p^0; \mathbf{p})$ by taking the limit $\varsigma_+ \rightarrow \infty$ *before* performing the p^0 integral, so that only the pole structure becomes relevant. (This corresponds to dropping the first term in Eq. (4) in the limit (I) below.)

From Eq. (4), put in Eq. (3), we can integrate \mathbf{p} around the saddle point \mathbf{p}_* (in the limit $\sigma_+ M^2 \gg 1$) using the non-relativistic approximation $\mathbf{p} \approx M\mathbf{v}$ and $\mathbf{E}_\mathbf{p} \approx M + \frac{M\mathbf{v}^2}{2}$. The result agrees with Eq. (2) in Order 1; see

and the exponent becomes quadratic in p^0 : $f(p^0; \mathbf{p}) = f_*(\mathbf{p}) - \frac{\varsigma_+}{2} (p^0 - p_*^0(\mathbf{p}))^2$, where $f_*(\mathbf{p}) = -\frac{(\delta\mathfrak{T})^2}{2\varsigma_+} +$ “ \mathbf{p} -dependent terms” and $p_*^0(\mathbf{p}) = \omega_\varsigma(\mathbf{p}) - i\frac{\delta\mathfrak{T}}{\varsigma_+}$, in which $\omega_\varsigma(\mathbf{p}) := \frac{\varsigma_{\text{in}}\omega_{\text{in}}(\mathbf{p}) + \varsigma_{\text{out}}\omega_{\text{out}}(\mathbf{p})}{\varsigma_{\text{in}} + \varsigma_{\text{out}}}$ is the off-shell shifted energy of Φ ; the above \mathbf{p} -dependent terms are fully taken into account in deriving the following equations but are omitted here due to irrelevance to the “Discussion” subsection below. The integral in Eq. (3), which we call the “wave-packet Feynman propagator,” may be written as $\int \frac{d^3 \mathbf{p}}{(2\pi)^3} e^{f_*(\mathbf{p})} I(\mathbf{p})$, where $I(\mathbf{p}) := \int_{-\infty}^{\infty} \frac{dp^0}{2\pi} \frac{-i}{-(p^0)^2 + E_\mathbf{p}^2 - i\epsilon} e^{-\frac{\varsigma_+}{2} (p^0 - p_*^0(\mathbf{p}))^2}$.

(a) Saddle point and poles

The above exponential factor has a saddle point at $p^0 = p_*^0(\mathbf{p})$, with its steepest descent and ascent paths being $\Im(p^0 - p_*^0(\mathbf{p})) = 0$ and $\Re(p^0 - p_*^0(\mathbf{p})) = 0$, respectively. Along the former, the saddle-point approximation gives $I_*(\mathbf{p}) \approx \frac{1}{\sqrt{2\pi\varsigma_+}} \frac{-i}{-(\omega_\varsigma(\mathbf{p}) - i\frac{\delta\mathfrak{T}}{\varsigma_+})^2 + E_\mathbf{p}^2 - i\epsilon}$, which leads to Eq. (110) in Ref. [15].

As shown in Fig. 1, the original $I(\mathbf{p})$ is a sum of $I_*(\mathbf{p})$ and the residue at the poles $p^0 = \mathbf{E}_\mathbf{p}$ and $-\mathbf{E}_\mathbf{p}$ when $\Im p^0 < \mathfrak{Z}\mathbf{E}_\mathbf{p}$ and $\Im p^0 > -\mathfrak{Z}\mathbf{E}_\mathbf{p}$, respectively:

Supplemental Material for details.

(b) Lefschetz thimble decomposition

We evaluate the p^0 -integral in Eq. (3) by the Lefschetz thimble decomposition to confirm Eq. (4). We first rewrite the integral into an exponential form: $I(\mathbf{p}) = \int_{-\infty}^{\infty} \frac{dp^0}{2\pi i} e^{\mathcal{F}(p^0; \mathbf{p})}$, where $\mathcal{F}(p^0) := -\frac{\varsigma_+}{2} (p^0 - p_*^0)^2 - \ln(-(p^0)^2 + \mathbf{E}_\mathbf{p}^2)$. By solving $\frac{\partial \mathcal{F}}{\partial p^0} = 0$, we obtain the three saddle points $p_{(*)}^0$ and $p_{(\pm)}^0$ that are shifted from p_*^0 and $\pm \mathbf{E}_\mathbf{p}$ due to the extra logarithmic term in $\mathcal{F}(p^0)$.

For each saddle point (i) with $i = *$ and \pm , the steepest decent and ascent paths are obtained from the condition $\Im(\mathcal{F}(p^0) - \mathcal{F}(p_{(i)}^0)) = 0$. The steepest descent path $\mathcal{J}_{(i)}$ (ascent path $\mathcal{K}_{(i)}$) from the saddle point (i) is called the Lefschetz thimble or the Stokes line (the anti-thimble or the anti-Stokes line). Along with $\mathcal{J}_{(i)}$, we may evaluate the approximate

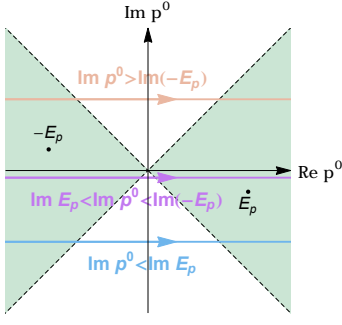


FIG. 1. Shaded region represents convergent directions for $|p^0| \rightarrow \infty$ for the integrand in $I(\mathbf{p})$. The points $\pm \mathbf{E}_{\mathbf{p}}$ denote the poles of the propagator of Φ . The orange, purple, and blue lines represent the integral path for $\Im p^0 > \Im(-\mathbf{E}_{\mathbf{p}})$, $\Im \mathbf{E}_{\mathbf{p}} < \Im p^0 < \Im(-\mathbf{E}_{\mathbf{p}})$, and $\Im p^0 < \Im \mathbf{E}_{\mathbf{p}}$, respectively.

Gaussian integral $I_{(i)} = \int_{\mathcal{J}_{(i)}} \frac{dp^0}{2\pi i} e^{\mathcal{F}(p^0)}$ without the oscillation of integrand: $I_{(*)} \simeq \frac{1}{\sqrt{2\pi\varsigma_+}} \frac{-i}{-(p_*^0)^2 + \mathbf{E}_{\mathbf{p}}^2}$ and

$I_{(\pm)} \simeq \frac{e}{\sqrt{2\pi}} \frac{e^{-\frac{\varsigma_+}{2}(p_*^0 \mp \mathbf{E}_{\mathbf{p}})^2}}{2\mathbf{E}_{\mathbf{p}}}$. The integral I can be decomposed into those on the Lefschetz thimbles: $I = \sum_{i=*,\pm} \langle \mathcal{K}_{(i)}, \mathbb{R} \rangle I_{(i)}$, where $\langle \mathcal{K}_{(i)}, \mathbb{R} \rangle$ is the intersection number between the anti-thimble $\mathcal{K}_{(i)}$ and the original integration path \mathbb{R} ; see e.g. Ref. [20] for a review. This expression allows an interpretation of the appearance of the Heaviside step functions in Eq. (4) as a Stokes phenomenon; see Supplemental Material for details.

To summarize, the results of Approaches (a) and (b) in Order 2 are identical up to the extra factor $\frac{e}{\sqrt{2\pi}} \simeq 1.08$ [21].

Discussion

As we have seen, the wave-packet formalism contains more complete information than the plane-wave formalism. For the absolute-square of the S-matrix (2), the phase space of the initial and final states are spanned not only by $\mathbf{P}_1, \dots, \mathbf{P}_4$ but also $\mathbf{X}_1, \dots, \mathbf{X}_4$. The latter information is peculiar to the wave-packet formalism, and is encoded only in $\delta\Xi$ and $\delta\Im$ (which also appears in $\Delta\mathbf{T}$), always appearing as the ratios $\delta\Xi/\sqrt{\sigma_+}$ and $\delta\Im/\sqrt{\varsigma_{\text{out}}}$, respectively; see Supplemental Material for their explicit form. When $|\delta\Xi| \lesssim \sqrt{\sigma_+}$, the wave packets sizably overlap with each other, and the probability $|\mathcal{S}|^2$ is not suppressed by the overall factor $e^{-(\delta\Xi)^2/\sigma_+}$. Among such configurations, when $|\delta\Im| \gg \sqrt{\varsigma_{\text{out}}}$ the boundary term is exponentially suppressed and the bulk term dominates, while when $|\delta\Im| \lesssim \sqrt{\varsigma_{\text{out}}}$, the boundary contribution becomes sizable and cannot be neglected. We note that $\delta\Im$ takes all the values $-\infty < \delta\Im < \infty$ as we vary $\mathbf{X}_1, \dots, \mathbf{X}_4$.

Now we explain behavior of the wave-packet amplitude in plane-wave limits $\sigma_a \rightarrow \infty$. *Naively*, one may

first set the decay width of Φ to zero, $\Im \mathbf{E}_{\sigma} = 0$, before the $\sigma_a \rightarrow \infty$ limit, and then the boundary term vanishes at $\delta\Im/\sqrt{\varsigma_+} = 0$ for and only for $E_{\text{out}} = \Re \mathbf{E}_{\sigma}$ ($= E_{\sigma}$ currently) because of $|\text{erf}(0) - \text{sgn}(0)| = 0$. This way, we obtain the plane-wave amplitude without the boundary effect, for and only for $\mathbf{P}_1, \dots, \mathbf{P}_4$ that satisfy $E_{\text{out}} = E_{\sigma}$. Then the dependence on $\mathbf{X}_1, \dots, \mathbf{X}_4$ drops out when we take the $\sigma_a \rightarrow \infty$ limit for the fixed $\mathbf{X}_1, \dots, \mathbf{X}_4$. Note however that the boundary term survives, $|\text{erf}(z) - \text{sgn}(z)| > 0$, everywhere at $z := \Delta\mathbf{T}/\sqrt{2\varsigma_{\text{out}}} \neq 0$: Even for the limit $z \rightarrow \pm 0$, we obtain $|\text{erf}(z) - \text{sgn}(z)| \rightarrow 1$, except at the discontinuous point $z = 0$. In general, the boundary term remains even in the plane-wave limits [22].

Although our result contains the boundary terms, it should not contradict the existing experimental data for the following reason [10, 12]: It has been shown that the boundary effects generally alter transition probabilities only in off-resonant regions, where the resonant signal from the bulk term is exponentially suppressed. Signals from the boundary terms have been either buried in backgrounds or considered background, even though there they are suppressed only by a power law. Extracting the boundary effects requires a dedicated experiment or a comprehensive reanalysis of existing experimental data, to reduce all the backgrounds.

Next, we comment on the pole structure of the wave-packet Feynman propagator. From the dependence on $\delta\Im$ for a fixed ς_+ , as well as on the energy difference such as $E_{\mathbf{p}} - \omega_{\varsigma}(\mathbf{p})$, we identify the first term in Eq. (4) as the time-boundary effect, while the second and third ones as the bulk effect that has a counterpart in the plane-wave propagator [23]:

- In the first term, (i) the real and imaginary parts of the energy pole are shifted as $E_{\mathbf{p}} \rightarrow E_{\mathbf{p}} - \omega_{\varsigma}(\mathbf{p})$ and $-\frac{\epsilon}{2E_{\mathbf{p}}} \rightarrow -\frac{\epsilon}{2E_{\mathbf{p}}} + \frac{\delta\Im}{\varsigma_+}$, respectively; (ii) the energy non-conservation is suppressed only by a power law; and (iii) there is exponential suppression for large $\delta\Im$. These are all the characteristics of the time boundary effect [14].
- In the second and third terms, (i) the pole structure $\frac{1}{E_{\mathbf{p}}}$ is the same as the ordinary plane-wave propagator; (ii) the energy is exponentially localized to the positive and negative ones $\omega_{\varsigma}(\mathbf{p}) \simeq E_{\mathbf{p}}$ and $\omega_{\varsigma}(\mathbf{p}) \simeq -E_{\mathbf{p}}$, respectively, corresponding to the energy conservation; and (iii) there is no exponential suppression for large $\delta\Im$, with the Heaviside function (with $\Im \mathbf{E}_{\mathbf{p}} \rightarrow 0$) providing the forward and backward propagation in time, respectively. These are all the characteristics of the bulk effect [14].

Historically in the original paper [24], Feynman first considered a transition amplitude between a wave packet that is time-translated from $f(\mathbf{x}_1)$ at $t = 0$ to T (> 0) and a wave packet $g(\mathbf{x}_2)$ at $t = T$ under an external

potential A . Therefore the time integral over the interaction point in the resultant amplitudes (22) and (23) in Ref. [24] must be between 0 and T [25]. Then he implicitly changed the time-boundary conditions to extract a manifestly Lorentz-covariant amplitude, corresponding to a transition from a plane wave at time $-\infty$ to a one at ∞ . In the sequel paper [26], he generalized this to many-body amplitudes “*imagining that we can neglect the effect of interactions*” near the time boundaries, hoping that “*we do not lose much in a general theoretical sense by this approximation.*” In this Letter, we calculate the amplitude including the part that Feynman neglected. It is important that the wave-packet form (4) is a finite complete expression without any singularity, and that the plane-wave amplitude is the one *derived* from it. We stress that the Gaussian basis forms a complete set that fully spans each free one-particle Hilbert space (see e.g. Refs. [16, 17]), and hence the time-boundary effect must not be omitted.

It is essential to leave a non-zero ϵ ($\propto \Im \mathbf{E}_p$), though infinitesimal, for both the wave-packet and plane-wave Feynman propagators to provide the wanted pole structure till the end of the derivation of amplitudes. In contrast in more direct Order 1, we may safely take the $\epsilon \rightarrow 0$ limit at any stage of the computation after the beginning p^0 integral.

Finally, we provide technical details on the pole structure that become relevant if we want to take both $\sigma_a \rightarrow \infty$ and ϵ ($\propto \Im \mathbf{E}_p$) $\rightarrow 0$ for finite $\delta\mathfrak{T}$. (I) The limit $\varsigma_+ \rightarrow \infty$ *after* $\Im \mathbf{E}_p \rightarrow 0$, namely $\theta(\frac{\delta\mathfrak{T}}{\varsigma_+} + \Im \mathbf{E}_p) \rightarrow \theta(\delta\mathfrak{T})$ and $\theta(\Im \mathbf{E}_p - \frac{\delta\mathfrak{T}}{\varsigma_+}) \rightarrow \theta(-\delta\mathfrak{T})$, gives the same pole structure as the plane-wave Feynman propagator for the sum of the second and third terms in Eq. (4) as well as for the first one. (II) In the $\varsigma_+ \rightarrow \infty$ limit *before* taking $\Im \mathbf{E}_p \rightarrow 0$, the last two terms vanish due to the Heaviside functions, while the first term remains finite due to $\exp[-\frac{(\delta\mathfrak{T})^2}{2\varsigma_+}] \rightarrow 1$ and still exhibits the same pole structure as the plane-wave Feynman propagator. In both (I) and (II), we properly preserve the pole structure of the plane-wave one.

SUMMARY

We have studied the wave-packet scattering $\phi\phi \rightarrow \Phi \rightarrow \phi\phi$ within the infinite time interval and hence without any time-boundary effect on the in and out $\phi\phi$ configurations. We have proven that the in-boundary effect on the $\Phi \rightarrow \phi\phi$ decay *emerges* from it. We have confirmed the result by the two different integration orders. The latter is further verified by the Lefschetz thimble decomposition.

For the first time, we have derived the time boundary term as the second one in the braces in Eq. (2) without introducing any time boundary a priori. The wave-packet

amplitude contains more information than the plane-wave counterpart and exhibits the time-boundary effect, which is hard to handle in the plane-wave formulation and modifies the transition probability. The transition amplitude is essential in quantum systems that appear in vast areas of science, and its modification is of great significance.

Acknowledgement: We thank Osamu Jinnouchi and Ryosuke Sato for useful discussion and Juntaro Wada for reading the manuscript. We are grateful to the Referees for their constructive comments that helped improve this Letter. This work is in part supported by JSPS Kakuenhi Grant Nos. 21H01107 (K.I., K.N., and K.O.) and 19H01899 (K.O.).

-
- [1] L. Schwartz, C. R. Acad. Sci. Paris **239**, 847 (1954).
 - [2] S. Weinberg, *The Quantum theory of fields. Vol. 1: Foundations* (Cambridge University Press, 2005).
 - [3] M. L. Goldberger and K. M. Watson, *Collision Theory* (Dover Publications, 2004).
 - [4] K. Ishikawa and Y. Tobita, (2011), arXiv:1109.3105 [hep-ph].
 - [5] K. Ishikawa and Y. Tobita, Annals Phys. **344**, 118 (2014), arXiv:1206.2593 [hep-ph].
 - [6] K. Ishikawa, T. Tajima, and Y. Tobita, PTEP **2015**, 013B02 (2015), arXiv:1409.4339 [hep-ph].
 - [7] K. Ishikawa and Y. Tobita, (2015), arXiv:1503.07285 [hep-ph].
 - [8] K. Ishikawa and Y. Tobita, (2016), arXiv:1607.08522 [hep-ph].
 - [9] N. Maeda, T. Yabuki, Y. Tobita, and K. Ishikawa, PTEP **2017**, 053J01 (2017), arXiv:1609.00160 [physics.chem-ph].
 - [10] K. Ishikawa, O. Jinnouchi, A. Kubota, T. Sloan, T. H. Tatsuishi, and R. Ushioda, PTEP **2019**, 033B02 (2019), arXiv:1901.03019 [hep-ph].
 - [11] K. Ishikawa, “*Implications of the correction to the Fermi’s golden rule*”, in VIII · LA PARTE Y EL TODO: Workshop on advanced topics on high-energy physics and gravitation—Online via Zoom, Afunahue, Villarrica, Chile, 4–8 January 2021, https://laparteyeltodo.files.wordpress.com/2021/01/kishikawa_chille.pdf,”.
 - [12] R. Ushioda, O. Jinnouchi, K. Ishikawa, and T. Sloan, PTEP **2020**, 043C01 (2020), arXiv:1907.01264 [hep-ex].
 - [13] K. Ishikawa and Y. Tobita, PTEP **2013**, 073B02 (2013), arXiv:1303.4568 [hep-ph].
 - [14] K. Ishikawa and K.-Y. Oda, PTEP **2018**, 123B01 (2018), arXiv:1809.04285 [hep-ph].
 - [15] K. Ishikawa, K. Nishiwaki, and K.-y. Oda, PTEP **2020**, 103B04 (2020), arXiv:2006.14159 [hep-th].
 - [16] K. Ishikawa and T. Shimomura, Prog. Theor. Phys. **114**, 1201 (2006), arXiv:hep-ph/0508303 [hep-ph].
 - [17] K.-y. Oda and J. Wada, Eur. Phys. J. C **80**, 751 (2021), arXiv:2104.01798 [hep-th].
 - [18] See e.g. Appendix C and D in Ref. [27] and references therein for subtleties when Γ becomes comparable to M .
 - [19] In this simplified case, the “out-boundary terms” for the

in-interaction around $x^0 = y^0$ are negligible, compared to the “in-boundary terms” for the out-interaction near $y^0 = \mathfrak{T}_{\text{in-int}}$.

- [20] Y. Tanizaki, *Study on sign problem via Lefschetz-thimble path integral*, https://ribf.riken.jp/~tanizaki/thesis/yuya_phd.pdf, Ph.D. thesis, Tokyo U. (2015).
 [21] It would be interesting to pursue the difference of the factor $e/\sqrt{2\pi} \simeq 1.08$ between Approaches (a) and (b). In the former, the saddle-point integral is done on the straight line, while in the latter, the integral on the thimble is approximated by the Gaussian integral on the straight line that is tangent to the thimble, which is highly bent in the limit $\varsigma_+ \rightarrow \infty$. This might be a cause of the deviation.
 [22] I_* has the factor $1/\sqrt{2\pi\varsigma_+}$, which appears to make I_*

vanish in the plane-wave limits, but this factor is canceled out in position-space integrals for $|\mathcal{S}|^2$ in the final state; see section 4.3 in Ref. [14].

- [23] This is opposite to the interpretation in Ref. [15].
 [24] R. P. Feynman, Phys. Rev. **76**, 749 (1949).
 [25] This has to be the case unless we change the physical state to the “dressed” one in the sense of Ref. [15]. This change was made implicitly when Feynman gave the plane-wave amplitude in the momentum basis in the subsequent part in Ref. [24].
 [26] R. P. Feynman, Phys. Rev. **76**, 769 (1949).
 [27] K. Nishiwaki, K.-y. Oda, N. Okuda, and R. Watanabe, Phys. Rev. D **85**, 035026 (2012), arXiv:1108.1765 [hep-ph].

SUPPLEMENTAL MATERIAL

Here we provide more detailed expressions that are omitted in the main text. These are not necessary to follow but may be useful.

NOTATION

We first list the symbols defined in the main text:

$$\mathbf{V}_a = \frac{\mathbf{P}_a}{E_a} = \frac{\mathbf{P}_a}{\sqrt{m^2 + \mathbf{P}_a^2}}, \quad E_{\mathbf{p}} = \sqrt{M^2 + \mathbf{p}^2}, \quad \mathbf{E}_{\mathbf{p}} = \sqrt{E_{\mathbf{p}}^2 - i\epsilon} = \sqrt{M^2 + \mathbf{p}^2 - i\epsilon}, \quad \mathbf{M} = \sqrt{M^2 - i\epsilon}, \quad (5)$$

$$E_{\text{in}} = E_1 + E_2, \quad E_{\text{out}} = E_3 + E_4, \quad (6)$$

$$\mathbf{P}_{\text{in}} = \mathbf{P}_1 + \mathbf{P}_2, \quad \mathbf{P}_{\text{out}} = \mathbf{P}_3 + \mathbf{P}_4, \quad (7)$$

$$\sigma_{\text{in}} = \frac{1}{\frac{1}{\sigma_1} + \frac{1}{\sigma_2}} = \frac{\sigma_1 \sigma_2}{\sigma_1 + \sigma_2}, \quad \sigma_{\text{out}} = \frac{1}{\frac{1}{\sigma_3} + \frac{1}{\sigma_4}} = \frac{\sigma_1 \sigma_3}{\sigma_1 + \sigma_4}, \quad (8)$$

$$\bar{\mathbf{V}}_{\text{in}} = \sigma_{\text{in}} \left(\frac{\mathbf{V}_1}{\sigma_1} + \frac{\mathbf{V}_2}{\sigma_2} \right), \quad \bar{\mathbf{V}}_{\text{out}} = \sigma_{\text{out}} \left(\frac{\mathbf{V}_3}{\sigma_3} + \frac{\mathbf{V}_4}{\sigma_4} \right), \quad (9)$$

$$\omega_{\text{in}}(\mathbf{p}) = E_{\text{in}} + \bar{\mathbf{V}}_{\text{in}} \cdot (\mathbf{p} - \mathbf{P}_{\text{in}}), \quad \omega_{\text{out}}(\mathbf{p}) = E_{\text{out}} + \bar{\mathbf{V}}_{\text{out}} \cdot (\mathbf{p} - \mathbf{P}_{\text{out}}), \quad (10)$$

$$\varsigma_{\text{in}} = \frac{\sigma_1 + \sigma_2}{(\mathbf{V}_1 - \mathbf{V}_2)^2}, \quad \varsigma_{\text{out}} = \frac{\sigma_3 + \sigma_4}{(\mathbf{V}_3 - \mathbf{V}_4)^2}, \quad (11)$$

$$\sigma = \frac{1}{\frac{1}{\sigma_{\text{in}}} + \frac{1}{\sigma_{\text{out}}}} = \frac{1}{\frac{1}{\sigma_1} + \frac{1}{\sigma_2} + \frac{1}{\sigma_3} + \frac{1}{\sigma_4}}, \quad \sigma_+ = \sigma_{\text{in}} + \sigma_{\text{out}}, \quad (12)$$

$$\varsigma = \frac{1}{\frac{1}{\varsigma_{\text{in}}} + \frac{1}{\varsigma_{\text{out}}}} = \frac{\varsigma_{\text{in}} \varsigma_{\text{out}}}{\varsigma_{\text{in}} + \varsigma_{\text{out}}}, \quad \varsigma_+ = \varsigma_{\text{in}} + \varsigma_{\text{out}}, \quad (13)$$

$$\mathbf{P}_{\sigma} = \frac{\sigma_{\text{in}} \mathbf{P}_{\text{in}} + \sigma_{\text{out}} \mathbf{P}_{\text{out}}}{\sigma_{\text{in}} + \sigma_{\text{out}}}, \quad E_{\sigma} = \sqrt{M^2 + \mathbf{P}_{\sigma}^2}, \quad \mathbf{E}_{\sigma} = \sqrt{E_{\sigma}^2 - i\epsilon} = \sqrt{M^2 + \mathbf{P}_{\sigma}^2 - i\epsilon}, \quad (14)$$

$$\omega_{\varsigma}(\mathbf{p}) = \frac{\varsigma_{\text{in}} \omega_{\text{in}}(\mathbf{p}) + \varsigma_{\text{out}} \omega_{\text{out}}(\mathbf{p})}{\varsigma_{\text{in}} + \varsigma_{\text{out}}}, \quad E_{\varsigma} = \frac{\varsigma_{\text{in}} E_{\text{in}} + \varsigma_{\text{out}} E_{\text{out}}}{\varsigma_{\text{in}} + \varsigma_{\text{out}}}, \quad (15)$$

$$\delta \mathbf{P} = \mathbf{P}_{\text{out}} - \mathbf{P}_{\text{in}}, \quad \delta E = E_{\text{out}} - E_{\text{in}}, \quad (16)$$

$$\delta \bar{\mathbf{E}} = \bar{\mathbf{E}}_{\text{out}} - \bar{\mathbf{E}}_{\text{in}}, \quad \delta \mathfrak{T} = \mathfrak{T}_{\text{out-int}} - \mathfrak{T}_{\text{in-int}}, \quad (17)$$

$$\Delta \mathbf{T} = \delta \mathfrak{T} + \varsigma_+ \mathfrak{S} \mathbf{E}_\sigma + i \varsigma_{\text{out}} (E_{\text{out}} - \Re \mathbf{E}_\sigma), \quad (18)$$

$$N = (-i\kappa)^2 e^{-\frac{\mathcal{R}_{\text{in}} + \mathcal{R}_{\text{out}}}{2}} \prod_{a=1}^4 \frac{1}{\sqrt{2E_a}} \left(\frac{1}{\pi \sigma_a} \right)^{3/4}. \quad (19)$$

Definition for the following symbols are omitted in the main text and shown here for the first time:

- The center of a th wave packet at the (arbitrary) reference time $t = 0$:

$$\mathbf{\Xi}_a := \mathbf{X}_a - \mathbf{V}_a X_a^0, \quad (20)$$

which is $\mathbf{\Xi}_a(t)|_{t=0} =: \mathbf{\mathfrak{X}}_a$ in the language of Ref. [15].

- The weighted average of $\mathbf{\Xi}_a$:

$$\overline{\mathbf{\Xi}}_{\text{in}} := \frac{\sigma_1 \sigma_2}{\sigma_1 + \sigma_2} \left(\frac{\mathbf{\Xi}_1}{\sigma_1} + \frac{\mathbf{\Xi}_2}{\sigma_2} \right), \quad \overline{\mathbf{\Xi}}_{\text{out}} := \frac{\sigma_3 \sigma_4}{\sigma_3 + \sigma_4} \left(\frac{\mathbf{\Xi}_3}{\sigma_3} + \frac{\mathbf{\Xi}_4}{\sigma_4} \right). \quad (21)$$

- The in- and out-interaction times:

$$\mathfrak{T}_{\text{in-int}} = -\frac{(\mathbf{V}_1 - \mathbf{V}_2) \cdot (\mathbf{\Xi}_1 - \mathbf{\Xi}_2)}{(\mathbf{V}_1 - \mathbf{V}_2)^2}, \quad \mathfrak{T}_{\text{out-int}} = -\frac{(\mathbf{V}_3 - \mathbf{V}_4) \cdot (\mathbf{\Xi}_3 - \mathbf{\Xi}_4)}{(\mathbf{V}_3 - \mathbf{V}_4)^2}. \quad (22)$$

The initial $\phi\phi$ wave packets intersect each other at time $\mathfrak{T}_{\text{in-int}}$, and the final ones at $\mathfrak{T}_{\text{out-int}}$.

- The “overlap exponents”:

$$\mathcal{R}_{\text{in}} = \frac{(\mathbf{\Xi}_1 - \mathbf{\Xi}_2)^2 - [\widehat{\mathbf{V}}_{12} \cdot (\mathbf{\Xi}_1 - \mathbf{\Xi}_2)]^2}{\sigma_1 + \sigma_2}, \quad \mathcal{R}_{\text{out}} = \frac{(\mathbf{\Xi}_3 - \mathbf{\Xi}_4)^2 - [\widehat{\mathbf{V}}_{34} \cdot (\mathbf{\Xi}_3 - \mathbf{\Xi}_4)]^2}{\sigma_3 + \sigma_4}, \quad (23)$$

in which $\widehat{\mathbf{V}}_{12} := \frac{\mathbf{V}_1 - \mathbf{V}_2}{|\mathbf{V}_1 - \mathbf{V}_2|}$ and $\widehat{\mathbf{V}}_{34} := \frac{\mathbf{V}_3 - \mathbf{V}_4}{|\mathbf{V}_3 - \mathbf{V}_4|}$. (The wave limit of \mathcal{R} , Eq. (C.5), in Ref. [14] has a typo in the sign of the second term.)

We also define the following for later use:

$$\delta\omega(\mathbf{p}) := \omega_{\text{out}}(\mathbf{p}) - \omega_{\text{in}}(\mathbf{p}), \quad (24)$$

$$\varsigma_{\text{in}} := \frac{1}{\frac{1}{\varsigma_{\text{in}}} + \frac{\overline{\mathbf{V}}_{\text{in}}^2}{\sigma_+}}, \quad \varsigma_{\text{out}} := \frac{\varsigma_{\text{out}}}{1 + \frac{\varsigma_{\text{out}}}{\sigma_+} \left(\overline{\mathbf{V}}_{\text{out}}^2 - \frac{\varsigma_{\text{in}} (\overline{\mathbf{V}}_{\text{in}} \cdot \overline{\mathbf{V}}_{\text{out}})^2}{\sigma_+} \right)}, \quad (25)$$

$$\mathbf{T}_{\text{in-int}} := \varsigma_{\text{in}} \left[\frac{\mathfrak{T}_{\text{in-int}}}{\varsigma_{\text{in}}} + \frac{\overline{\mathbf{V}}_{\text{in}} \cdot \delta \overline{\mathbf{\Xi}}}{\sigma_+} - i \left(\omega_{\text{in}}(0) + \frac{\sigma \overline{\mathbf{V}}_{\text{in}} \cdot \delta \mathbf{P}}{\sigma_{\text{in}}} \right) \right], \quad (26)$$

$$\mathbf{T}_{\text{out-int}} := \varsigma_{\text{out}} \left[\frac{\mathfrak{T}_{\text{out-int}}}{\varsigma_{\text{out}}} + \frac{\overline{\mathbf{V}}_{\text{out}} \cdot (\overline{\mathbf{V}}_{\text{in}} \mathbf{T}_{\text{in-int}} - \delta \overline{\mathbf{\Xi}})}{\sigma_+} + i \left(\omega_{\text{out}}(0) - \frac{\sigma \overline{\mathbf{V}}_{\text{out}} \cdot \delta \mathbf{P}}{\sigma_{\text{out}}} \right) \right], \quad (27)$$

$$\overline{\mathbf{V}}_\sigma := \sigma \left(\frac{\overline{\mathbf{V}}_{\text{in}}}{\sigma_{\text{in}}} + \frac{\overline{\mathbf{V}}_{\text{out}}}{\sigma_{\text{out}}} \right), \quad \overline{\mathbf{V}}_\varsigma := \frac{\varsigma_{\text{in}} \overline{\mathbf{V}}_{\text{in}} + \varsigma_{\text{out}} \overline{\mathbf{V}}_{\text{out}}}{\varsigma_{\text{in}} + \varsigma_{\text{out}}}, \quad \mathfrak{T}_\varsigma := \varsigma \left(\frac{\mathfrak{T}_{\text{in-int}}}{\varsigma_{\text{in}}} + \frac{\mathfrak{T}_{\text{out-int}}}{\varsigma_{\text{out}}} \right), \quad (28)$$

and

$$\delta \overline{\mathbf{V}} := \overline{\mathbf{V}}_{\text{out}} - \overline{\mathbf{V}}_{\text{in}}, \quad \delta\omega(0) := \omega_{\text{out}}(0) - \omega_{\text{in}}(0). \quad (29)$$

For the simple configuration

$$\overline{\mathbf{V}}_{\text{in}} = \overline{\mathbf{V}}_{\text{out}} = 0, \quad (30)$$

we get

$$\omega_{\text{in}}(\mathbf{p}) \rightsquigarrow E_{\text{in}}, \quad \mathbf{s}_{\text{in}} \rightsquigarrow \zeta_{\text{in}}, \quad \mathbf{T}_{\text{in-int}} \rightsquigarrow \mathfrak{T}_{\text{in-int}} - i\zeta_{\text{in}}E_{\text{in}}, \quad (31)$$

$$\omega_{\text{out}}(\mathbf{p}) \rightsquigarrow E_{\text{out}}, \quad \mathbf{s}_{\text{out}} \rightsquigarrow \zeta_{\text{out}}, \quad \mathbf{T}_{\text{out-int}} \rightsquigarrow \mathfrak{T}_{\text{out-int}} + i\zeta_{\text{out}}E_{\text{out}}, \quad (32)$$

$$\delta\omega(\mathbf{p}) \rightsquigarrow \delta E, \quad \delta\omega(0) \rightsquigarrow \delta E, \quad \omega_{\zeta}(0) \rightsquigarrow E_{\zeta}. \quad (33)$$

We also list the expressions in the limit $\zeta_{\text{in}} \ll \zeta_{\text{out}}$:

$$\zeta \rightarrow \zeta_{\text{in}}, \quad \zeta_+ \rightarrow \zeta_{\text{out}}, \quad (34)$$

$$\mathfrak{T}_{\zeta} \rightarrow \mathfrak{T}_{\text{in-int}}, \quad \omega_{\zeta}(\mathbf{p}) \rightarrow \omega_{\text{out}}(\mathbf{p}) \quad (\rightsquigarrow E_{\text{out}}), \quad (35)$$

$$E_{\zeta} \rightarrow E_{\text{out}}, \quad (36)$$

$$\Delta\mathbf{T} \rightarrow \delta\mathfrak{T} + \zeta_{\text{out}}\mathfrak{S}\mathbf{E}_{\sigma} + i\zeta_{\text{out}}(E_{\text{out}} - \Re\mathbf{E}_{\sigma}), \quad (37)$$

$$\overline{\mathbf{V}}_{\zeta} \rightarrow \overline{\mathbf{V}}_{\text{out}}. \quad (38)$$

S-MATRIX IN GAUSSIAN FORMALISM

We write the plane-wave propagator of Φ :

$$\frac{-i}{p^2 + M^2 - i\epsilon} = \frac{-i}{-(p^0)^2 + \mathbf{p}^2 + M^2 - i\epsilon} = \frac{-i}{-(p^0)^2 + E_{\mathbf{p}}^2 - i\epsilon} = \frac{-i}{-(p^0)^2 + \mathbf{E}_{\mathbf{p}}^2}. \quad (39)$$

For given Gaussian wave packets $f_{\sigma_a; X_a, \mathbf{P}_a}$, the tree-level s -channel S-matrix with the interaction $\mathcal{L}_{\text{int}} = -\frac{\kappa}{2}\phi^2\Phi$ reads [15]

$$\mathcal{S} = (-i\kappa)^2 \int \frac{d^4p}{(2\pi)^4} \frac{-i}{p^2 + M^2 - i\epsilon} \int d^4x f_{\sigma_1; X_1, \mathbf{P}_1}(x) f_{\sigma_2; X_2, \mathbf{P}_2}(x) e^{-ip \cdot x} \int d^4y f_{\sigma_3; X_3, \mathbf{P}_3}^*(y) f_{\sigma_4; X_4, \mathbf{P}_4}^*(y) e^{ip \cdot y}, \quad (40)$$

where the exponential factors come from the plane-wave expansion of Φ . We integrate for the spacetime position of “in-interaction” x and that of “out-interaction” y . The result does not differ if we expand Φ by the Gaussian waves instead of the plane waves [15].

Within this particular theory, ϵ is not an independent variable as it can be computed for a given set of parameters (κ, m, M) as said in the main text. Here it is left independent for ease of extension.

In principle, there can be a “time-boundary effect” of ϕ for each a at the time X_a^0 . As said in the main text, we neglect them. This may be rephrased as follows: We first introduce time boundaries for the two-to-two scattering, T_{in} and T_{out} , at which interactions are negligible; cut off the interaction-time integrals $\int_{T_{\text{in}}}^{T_{\text{out}}} dx^0$ and $\int_{T_{\text{in}}}^{T_{\text{out}}} dy^0$; focus on the “bulk terms” for the two-to-two scattering; and take the limit $T_{\text{in}} \rightarrow -\infty$ and $T_{\text{out}} \rightarrow \infty$.

We work at the leading order in the plane-wave expansion for large σ_a [14–16]:

$$f_{\sigma_a; X_a, \mathbf{P}_a}(z) \simeq \frac{e^{iP_a \cdot (z - X_a)}}{(\pi\sigma_a)^{3/4} \sqrt{2E_a}} e^{-\frac{1}{2\sigma_a} [\mathbf{z} - \mathbf{X}_a - (z^0 - X_a^0)\mathbf{V}_a]^2}. \quad (41)$$

Then we can perform the six-dimensional Gaussian integral over \mathbf{x} and \mathbf{y} without any further approximation, and the result is Eq. (1).

DIRECT DERIVATION OF IN-BOUNDARY EFFECT FOR $\Phi \rightarrow \phi\phi$ DECAY

Here we proceed with Order 1. From the S-matrix (1), we perform the Gaussian integral over \mathbf{p} in the saddle-point approximation for large σ_+ :

$$\mathcal{S} = (2\pi\sigma)^{3/2} N \int_{-\infty}^{\infty} dx^0 e^{-\frac{1}{2\zeta_{\text{in}}}(x^0 - \mathfrak{T}_{\text{in-int}})^2} \int_{-\infty}^{\infty} dy^0 e^{-\frac{1}{2\zeta_{\text{out}}}(y^0 - \mathfrak{T}_{\text{out-int}})^2} e^{V_{\star}(x^0, y^0)} \mathcal{I}_{\star}(x^0, y^0), \quad (42)$$

where

$$\begin{aligned}
\mathcal{I}_\star(x^0, y^0) &:= \int \frac{dp^0}{2\pi i} \frac{e^{-ip^0(y^0-x^0)}}{(p^0)^2 + \mathbf{P}_\star^2 + M^2 - i\epsilon} \\
&= \int \frac{dp^0}{2\pi i} \frac{e^{-ip^0(y^0-x^0)}}{-(p^0)^2 + \mathbf{P}_\sigma^2 + M^2 - \frac{(\delta\Xi + \bar{\mathbf{V}}_{\text{out}}y^0 - \bar{\mathbf{V}}_{\text{in}}x^0)^2}{\sigma_+^2} - i\left(\epsilon - \frac{2\mathbf{P}_\sigma \cdot (\delta\Xi + \bar{\mathbf{V}}_{\text{out}}y^0 - \bar{\mathbf{V}}_{\text{in}}x^0)}{\sigma_+}\right)}, \\
V_\star(x^0, y^0) &:= -\frac{\sigma}{2}(\delta\mathbf{P})^2 - i\left[\bar{\Xi}_\sigma + \sigma\left(\frac{\bar{\mathbf{V}}_{\text{in}}x^0}{\sigma_{\text{in}}} + \frac{\bar{\mathbf{V}}_{\text{out}}y^0}{\sigma_{\text{out}}}\right)\right] \cdot \delta\mathbf{P} - \frac{(\delta\Xi + \bar{\mathbf{V}}_{\text{out}}y^0 - \bar{\mathbf{V}}_{\text{in}}x^0)^2}{2\sigma_+} - i\omega_{\text{in}}(0)x^0 + i\omega_{\text{out}}(0)y^0 \\
&= -\frac{\sigma}{2}(\delta\mathbf{P})^2 - \frac{1}{2\sigma_+}(\delta\Xi)^2 - i\bar{\Xi}_\sigma \cdot \delta\mathbf{P} \\
&\quad - i\sigma\left(\frac{\bar{\mathbf{V}}_{\text{in}}x^0}{\sigma_{\text{in}}} + \frac{\bar{\mathbf{V}}_{\text{out}}y^0}{\sigma_{\text{out}}}\right) \cdot \delta\mathbf{P} - \frac{(\bar{\mathbf{V}}_{\text{out}}y^0 - \bar{\mathbf{V}}_{\text{in}}x^0)^2}{2\sigma_+} - \frac{\delta\Xi \cdot (\bar{\mathbf{V}}_{\text{out}}y^0 - \bar{\mathbf{V}}_{\text{in}}x^0)}{\sigma_+} - i\omega_{\text{in}}(0)x^0 + i\omega_{\text{out}}(0)y^0,
\end{aligned} \tag{43}$$

$$\begin{aligned}
V_\star(x^0, y^0) &:= -\frac{\sigma}{2}(\delta\mathbf{P})^2 - i\left[\bar{\Xi}_\sigma + \sigma\left(\frac{\bar{\mathbf{V}}_{\text{in}}x^0}{\sigma_{\text{in}}} + \frac{\bar{\mathbf{V}}_{\text{out}}y^0}{\sigma_{\text{out}}}\right)\right] \cdot \delta\mathbf{P} - \frac{(\delta\Xi + \bar{\mathbf{V}}_{\text{out}}y^0 - \bar{\mathbf{V}}_{\text{in}}x^0)^2}{2\sigma_+} - i\omega_{\text{in}}(0)x^0 + i\omega_{\text{out}}(0)y^0 \\
&= -\frac{\sigma}{2}(\delta\mathbf{P})^2 - \frac{1}{2\sigma_+}(\delta\Xi)^2 - i\bar{\Xi}_\sigma \cdot \delta\mathbf{P} \\
&\quad - i\sigma\left(\frac{\bar{\mathbf{V}}_{\text{in}}x^0}{\sigma_{\text{in}}} + \frac{\bar{\mathbf{V}}_{\text{out}}y^0}{\sigma_{\text{out}}}\right) \cdot \delta\mathbf{P} - \frac{(\bar{\mathbf{V}}_{\text{out}}y^0 - \bar{\mathbf{V}}_{\text{in}}x^0)^2}{2\sigma_+} - \frac{\delta\Xi \cdot (\bar{\mathbf{V}}_{\text{out}}y^0 - \bar{\mathbf{V}}_{\text{in}}x^0)}{\sigma_+} - i\omega_{\text{in}}(0)x^0 + i\omega_{\text{out}}(0)y^0,
\end{aligned} \tag{44}$$

in which the saddle-point is located at

$$\mathbf{p}_\star := \mathbf{P}_\sigma + i\frac{\delta\Xi + \bar{\mathbf{V}}_{\text{out}}y^0 - \bar{\mathbf{V}}_{\text{in}}x^0}{\sigma_+} \quad \left(\rightsquigarrow \mathbf{P}_\sigma + i\frac{\delta\Xi}{\sigma_+}\right). \tag{45}$$

Mass dimension is $[\mathcal{I}_\star] = -1$.

Hereafter, we take the leading-order terms in the large σ_+ expansion in the polynomial while leaving the exponents intact:

$$\mathcal{I}_\star(x^0, y^0) = \int \frac{dp^0}{2\pi i} \frac{e^{-ip^0(y^0-x^0)}}{(p^0)^2 + \mathbf{P}_\sigma^2 + M^2 - i\epsilon}. \tag{46}$$

(For the simple configuration (30), we do not need this expansion to proceed along the following line.) Now we can perform the p^0 integral exactly:

$$\mathcal{I}_\star(x^0, y^0) = \frac{1}{2\mathbf{E}_\sigma} \left(\theta(y^0 - x^0) e^{-i\mathbf{E}_\sigma(y^0-x^0)} + \theta(x^0 - y^0) e^{i\mathbf{E}_\sigma(y^0-x^0)} \right). \tag{47}$$

To summarize,

$$\begin{aligned}
\mathcal{S} &= \frac{(2\pi\sigma)^{3/2} N}{2\mathbf{E}_\sigma} \int_{-\infty}^{\infty} dy^0 e^{-\frac{1}{2\varsigma_{\text{out}}}(y^0 - \mathfrak{T}_{\text{out-int}})^2} \int_{-\infty}^{\infty} dx^0 e^{-\frac{1}{2\varsigma_{\text{in}}}(x^0 - \mathfrak{T}_{\text{in-int}})^2 + V_\star(x^0, y^0)} \\
&\quad \times \left(\theta(y^0 - x^0) e^{-i\mathbf{E}_\sigma(y^0-x^0)} + \theta(x^0 - y^0) e^{i\mathbf{E}_\sigma(y^0-x^0)} \right) \\
&= \frac{(2\pi\sigma)^{3/2} N}{2\mathbf{E}_\sigma} e^{-\frac{\sigma}{2}(\delta\mathbf{P})^2 - \frac{1}{2\sigma_+}(\delta\Xi)^2 - i\bar{\Xi}_\sigma \cdot \delta\mathbf{P}} \int_{-\infty}^{\infty} dy^0 e^{-\frac{1}{2\varsigma_{\text{out}}}(y^0 - \mathfrak{T}_{\text{out-int}})^2 + i\omega_{\text{out}}(0)y^0 - \frac{\delta\Xi \cdot \bar{\mathbf{V}}_{\text{out}}}{\sigma_+}y^0 - i\sigma\frac{\bar{\mathbf{V}}_{\text{out}} \cdot \delta\mathbf{P}}{\sigma_{\text{out}}}y^0} \\
&\quad \times \int_{-\infty}^{\infty} dx^0 e^{-\frac{1}{2\varsigma_{\text{in}}}(x^0 - \mathfrak{T}_{\text{in-int}})^2} e^{-i\sigma\frac{\bar{\mathbf{V}}_{\text{in}} \cdot \delta\mathbf{P}}{\sigma_{\text{in}}}x^0 - \frac{(\bar{\mathbf{V}}_{\text{out}}y^0 - \bar{\mathbf{V}}_{\text{in}}x^0)^2}{2\sigma_+} + \frac{\delta\Xi \cdot \bar{\mathbf{V}}_{\text{in}}}{\sigma_+}x^0 - i\omega_{\text{in}}(0)x^0} \\
&\quad \times \left(\theta(y^0 - x^0) e^{-i\mathbf{E}_\sigma(y^0-x^0)} + \theta(x^0 - y^0) e^{i\mathbf{E}_\sigma(y^0-x^0)} \right).
\end{aligned} \tag{48}$$

Exponents in the last two lines in Eq. (48):

$$\begin{aligned}
&-\frac{1}{2\varsigma_{\text{in}}}(x^0 - \mathfrak{T}_{\text{in-int}})^2 - i\sigma\frac{\bar{\mathbf{V}}_{\text{in}} \cdot \delta\mathbf{P}}{\sigma_{\text{in}}}x^0 - \frac{(\bar{\mathbf{V}}_{\text{out}}y^0 - \bar{\mathbf{V}}_{\text{in}}x^0)^2}{2\sigma_+} + \frac{\delta\Xi \cdot \bar{\mathbf{V}}_{\text{in}}}{\sigma_+}x^0 - i\omega_{\text{in}}(0)x^0 \mp i\mathbf{E}_\sigma(y^0 - x^0) \\
&= -\frac{1}{2\varsigma_{\text{in}}}\left(x^0 - \mathbf{T}_{\text{in-int}} - \frac{\varsigma_{\text{in}}\bar{\mathbf{V}}_{\text{in}} \cdot \bar{\mathbf{V}}_{\text{out}}}{\sigma_+}y^0 \mp i\varsigma_{\text{in}}\mathbf{E}_\sigma\right)^2 \\
&\quad + \frac{1}{2\varsigma_{\text{in}}}\left(\mathbf{T}_{\text{in-int}} + \frac{\varsigma_{\text{in}}\bar{\mathbf{V}}_{\text{in}} \cdot \bar{\mathbf{V}}_{\text{out}}}{\sigma_+}y^0 \pm i\varsigma_{\text{in}}\mathbf{E}_\sigma\right)^2 - \frac{\mathfrak{T}_{\text{in-int}}^2}{2\varsigma_{\text{in}}} - \frac{\bar{\mathbf{V}}_{\text{out}}^2}{2\sigma_+}(y^0)^2 \mp i\mathbf{E}_\sigma y^0.
\end{aligned} \tag{49}$$

Specifically,

$$\Re \mathbf{T}_{\text{in-int}} = \mathbf{s}_{\text{in}} \left(\frac{\mathfrak{T}_{\text{in-int}}}{\varsigma_{\text{in}}} + \frac{\bar{\mathbf{V}}_{\text{in}} \cdot \delta \bar{\Xi}}{\sigma_+} \right) \quad (\rightsquigarrow \mathfrak{T}_{\text{in-int}}), \quad (50)$$

$$\Im \mathbf{T}_{\text{in-int}} = -\mathbf{s}_{\text{in}} \left(\omega_{\text{in}}(0) + \frac{\sigma \bar{\mathbf{V}}_{\text{in}} \cdot \delta \mathbf{P}}{\sigma_{\text{in}}} \right) \quad (\rightsquigarrow -\varsigma_{\text{in}} E_{\text{in}}). \quad (51)$$

As the exponents are quadratic in x^0 , we may perform the x^0 integral exactly:

$$\begin{aligned} \mathcal{S} = & \frac{(2\pi\sigma)^{3/2} N}{2\mathbf{E}_\sigma} e^{-\frac{\sigma}{2}(\delta\mathbf{P})^2 - \frac{1}{2\sigma_+}(\delta\bar{\Xi})^2 - i\bar{\Xi}_\sigma \cdot \delta\mathbf{P}} \\ & \times \int_{-\infty}^{\infty} dy^0 e^{-\frac{1}{2\varsigma_{\text{out}}}(y^0 - \mathfrak{T}_{\text{out-int}})^2 + i\omega_{\text{out}}(0)y^0 - \frac{\delta\bar{\Xi} \cdot \bar{\mathbf{V}}_{\text{out}}}{\sigma_+} y^0 - i\sigma \frac{\bar{\mathbf{V}}_{\text{out}} \cdot \delta\mathbf{P}}{\sigma_{\text{out}}} y^0 - \frac{\mathfrak{T}_{\text{in-int}}^2}{2\varsigma_{\text{in}}} - \frac{\bar{\mathbf{V}}_{\text{out}}^2}{2\sigma_+} (y^0)^2} \\ & \times \sqrt{2\pi\mathbf{s}_{\text{in}}} \left[e^{\frac{1}{2\mathbf{s}_{\text{in}}} \left(\mathbf{T}_{\text{in-int}} + \frac{\mathbf{s}_{\text{in}} \bar{\mathbf{V}}_{\text{in}} \cdot \bar{\mathbf{V}}_{\text{out}}}{\sigma_+} y^0 + i\mathbf{s}_{\text{in}} \mathbf{E}_\sigma \right)^2 - i\mathbf{E}_\sigma y^0} \frac{1 + \text{erf} \left(\frac{\left(1 - \frac{\mathbf{s}_{\text{in}} \bar{\mathbf{V}}_{\text{in}} \cdot \bar{\mathbf{V}}_{\text{out}}}{\sigma_+} \right) y^0 - \mathbf{T}_{\text{in-int}} - i\mathbf{s}_{\text{in}} \mathbf{E}_\sigma}{\sqrt{2\mathbf{s}_{\text{in}}}} \right)}{2} \right. \\ & \left. + e^{\frac{1}{2\mathbf{s}_{\text{in}}} \left(\mathbf{T}_{\text{in-int}} + \frac{\mathbf{s}_{\text{in}} \bar{\mathbf{V}}_{\text{in}} \cdot \bar{\mathbf{V}}_{\text{out}}}{\sigma_+} y^0 - i\mathbf{s}_{\text{in}} \mathbf{E}_\sigma \right)^2 + i\mathbf{E}_\sigma y^0} \frac{1 + \text{erf} \left(\frac{\mathbf{T}_{\text{in-int}} - i\mathbf{s}_{\text{in}} \mathbf{E}_\sigma - \left(1 - \frac{\mathbf{s}_{\text{in}} \bar{\mathbf{V}}_{\text{in}} \cdot \bar{\mathbf{V}}_{\text{out}}}{\sigma_+} \right) y^0}{\sqrt{2\mathbf{s}_{\text{in}}}} \right)}{2} \right]. \quad (52) \end{aligned}$$

In Eq. (52), we use

$$\frac{1 + \text{erf}(z)}{2} = \frac{1 + \text{sgn}(z)}{2} + \frac{\text{erf}(z) - \text{sgn}(z)}{2} = \theta(\Re z) + \frac{\text{erf}(z) - \text{sgn}(z)}{2}, \quad (53)$$

where $\text{sgn}(z)$ for a complex argument z is defined in Eq. (63) in Ref. [14] and the last equality holds unless $\Re z = 0$. The first term $\theta(\Re z)$ corresponds to the bulk contribution for the in-interaction, whereas the second term $\frac{\text{erf}(z) - \text{sgn}(z)}{2}$ to the out-boundary contribution for the in interaction. This out-boundary term for the in interaction is governed by \mathbf{s}_{in} ($\rightsquigarrow \varsigma_{\text{in}}$), which is an independent parameter from \mathbf{s}_{out} ($\rightsquigarrow \varsigma_{\text{out}}$) that governs the in-boundary contribution for the out interaction, being of our interest, which will appear in Eq. (56) and after.

We stress that the above result is obtained for a *finite* width-squared σ at the leading order in the saddle-point approximation. Therefore, we may safely take the small width limit $\epsilon \ll M^2$ in $\varsigma_+ \Im \mathbf{E}_\sigma = -\frac{\varsigma_+ \epsilon}{2E_\sigma} + \mathcal{O}(\epsilon^3) \rightarrow 0$, resulting in $\Delta \mathbf{T} \rightarrow \delta \mathfrak{T} + i\varsigma_{\text{out}} (E_{\text{out}} - E_\sigma)$.

Hereafter, we concentrate on the configuration $\varsigma_{\text{in}} \ll \varsigma_{\text{out}}$ (denoted by “ \rightarrow ”), where the out-boundary contribution from the in interaction is negligible compared to the in-boundary contribution from the out interaction, and discard the terms corresponding to $\frac{\text{erf}(z) - \text{sgn}(z)}{2}$ from Eq. (52):

$$\begin{aligned} \mathcal{S} \rightarrow & \frac{(2\pi\sigma)^{3/2} N}{2\mathbf{E}_\sigma} e^{-\frac{\sigma}{2}(\delta\mathbf{P})^2 - \frac{1}{2\sigma_+}(\delta\bar{\Xi})^2 - i\bar{\Xi}_\sigma \cdot \delta\mathbf{P}} \\ & \times \int_{-\infty}^{\infty} dy^0 e^{-\frac{1}{2\varsigma_{\text{out}}}(y^0 - \mathfrak{T}_{\text{out-int}})^2 + i\omega_{\text{out}}(0)y^0 - \frac{\delta\bar{\Xi} \cdot \bar{\mathbf{V}}_{\text{out}}}{\sigma_+} y^0 - i\sigma \frac{\bar{\mathbf{V}}_{\text{out}} \cdot \delta\mathbf{P}}{\sigma_{\text{out}}} y^0 - \frac{\mathfrak{T}_{\text{in-int}}^2}{2\varsigma_{\text{in}}} - \frac{\bar{\mathbf{V}}_{\text{out}}^2}{2\sigma_+} (y^0)^2} \\ & \times \sqrt{2\pi\mathbf{s}_{\text{in}}} \left[e^{\frac{1}{2\mathbf{s}_{\text{in}}} \left(\mathbf{T}_{\text{in-int}} + \frac{\mathbf{s}_{\text{in}} \bar{\mathbf{V}}_{\text{in}} \cdot \bar{\mathbf{V}}_{\text{out}}}{\sigma_+} y^0 + i\mathbf{s}_{\text{in}} \mathbf{E}_\sigma \right)^2 - i\mathbf{E}_\sigma y^0} \theta \left(\left(1 - \frac{\mathbf{s}_{\text{in}} \bar{\mathbf{V}}_{\text{in}} \cdot \bar{\mathbf{V}}_{\text{out}}}{\sigma_+} \right) y^0 - \Re \mathbf{T}_{\text{in-int}} + \mathbf{s}_{\text{in}} \Im \mathbf{E}_\sigma \right) \right. \\ & \left. + e^{\frac{1}{2\mathbf{s}_{\text{in}}} \left(\mathbf{T}_{\text{in-int}} + \frac{\mathbf{s}_{\text{in}} \bar{\mathbf{V}}_{\text{in}} \cdot \bar{\mathbf{V}}_{\text{out}}}{\sigma_+} y^0 - i\mathbf{s}_{\text{in}} \mathbf{E}_\sigma \right)^2 + i\mathbf{E}_\sigma y^0} \theta \left(\Re \mathbf{T}_{\text{in-int}} + \mathbf{s}_{\text{in}} \Im \mathbf{E}_\sigma - \left(1 - \frac{\mathbf{s}_{\text{in}} \bar{\mathbf{V}}_{\text{in}} \cdot \bar{\mathbf{V}}_{\text{out}}}{\sigma_+} \right) y^0 \right) \right]. \quad (54) \end{aligned}$$

The exponents in the last three lines in Eq. (54):

$$\begin{aligned}
& -\frac{1}{2s_{\text{out}}} (y^0 - \mathfrak{T}_{\text{out-int}})^2 + i\omega_{\text{out}}(0) y^0 - \frac{\mathfrak{T}_{\text{in-int}}^2}{2s_{\text{in}}} - \frac{\delta\Xi \cdot \bar{\mathbf{V}}_{\text{out}}}{\sigma_+} y^0 - i\sigma \frac{\bar{\mathbf{V}}_{\text{out}} \cdot \delta\mathbf{P}}{\sigma_{\text{out}}} y^0 - \frac{\bar{\mathbf{V}}_{\text{out}}^2}{2\sigma_+} (y^0)^2 \\
& + \frac{1}{2s_{\text{in}}} \left(\mathbf{T}_{\text{in-int}} + \frac{s_{\text{in}} \bar{\mathbf{V}}_{\text{in}} \cdot \bar{\mathbf{V}}_{\text{out}}}{\sigma_+} y^0 \pm i s_{\text{in}} \mathbf{E}_\sigma \right)^2 \mp i \mathbf{E}_\sigma y^0 \\
& = -\frac{\left(y^0 - \left(\mathbf{T}_{\text{out-int}} \mp i s_{\text{out}} \mathbf{E}_\sigma \left(1 - \frac{s_{\text{in}} \bar{\mathbf{V}}_{\text{in}} \cdot \bar{\mathbf{V}}_{\text{out}}}{\sigma_+} \right) \right) \right)^2}{s_{\text{out}}} \\
& - \frac{\mathfrak{T}_{\text{in-int}}^2}{2s_{\text{in}}} - \frac{\mathfrak{T}_{\text{out-int}}^2}{2s_{\text{out}}} + \frac{(\mathbf{T}_{\text{in-int}} \pm i s_{\text{in}} \mathbf{E}_\sigma)^2}{2s_{\text{in}}} + \frac{\left(\mathbf{T}_{\text{out-int}} \mp i s_{\text{out}} \mathbf{E}_\sigma \left(1 - \frac{s_{\text{in}} \bar{\mathbf{V}}_{\text{in}} \cdot \bar{\mathbf{V}}_{\text{out}}}{\sigma_+} \right) \right)^2}{2s_{\text{out}}}. \tag{55}
\end{aligned}$$

Now we perform the y^0 integral exactly in Eq. (54) for the configuration $\sigma_+ > s_{\text{in}} \bar{\mathbf{V}}_{\text{in}} \cdot \bar{\mathbf{V}}_{\text{out}}$:

$$\begin{aligned}
\mathcal{S} = & \frac{(2\pi\sigma)^{3/2} N}{2\mathbf{E}_\sigma} e^{-\frac{\sigma}{2}(\delta\mathbf{P})^2 - \frac{1}{2\sigma_+}(\delta\Xi)^2 - i\Xi_\sigma \cdot \delta\mathbf{P} - \frac{\mathfrak{T}_{\text{in-int}}^2}{2s_{\text{in}}} - \frac{\mathfrak{T}_{\text{out-int}}^2}{2s_{\text{out}}}} \sqrt{2\pi s_{\text{in}}} \sqrt{2\pi s_{\text{out}}} \\
& \times \left[e^{\frac{(\mathbf{T}_{\text{in-int}} + i s_{\text{in}} \mathbf{E}_\sigma)^2}{2s_{\text{in}}} + \frac{(\mathbf{T}_{\text{out-int}} - i s_{\text{out}} \mathbf{E}_\sigma \left(1 - \frac{s_{\text{in}} \bar{\mathbf{V}}_{\text{in}} \cdot \bar{\mathbf{V}}_{\text{out}}}{\sigma_+} \right))^2}{2s_{\text{out}}}} \frac{1 + \text{erf}\left(\frac{\mathbf{T}_{\text{out-int}} - \frac{\Re \mathbf{T}_{\text{in-int}} - s_{\text{in}} \Im \mathbf{E}_\sigma}{1 - \frac{s_{\text{in}} \bar{\mathbf{V}}_{\text{in}} \cdot \bar{\mathbf{V}}_{\text{out}}}{\sigma_+}} - i s_{\text{out}} \mathbf{E}_\sigma \left(1 - \frac{s_{\text{in}} \bar{\mathbf{V}}_{\text{in}} \cdot \bar{\mathbf{V}}_{\text{out}}}{\sigma_+} \right)}{\sqrt{2s_{\text{out}}}} \right)}{2} \right. \\
& \left. + e^{\frac{(\mathbf{T}_{\text{in-int}} - i s_{\text{in}} \mathbf{E}_\sigma)^2}{2s_{\text{in}}} + \frac{(\mathbf{T}_{\text{out-int}} + i s_{\text{out}} \mathbf{E}_\sigma \left(1 - \frac{s_{\text{in}} \bar{\mathbf{V}}_{\text{in}} \cdot \bar{\mathbf{V}}_{\text{out}}}{\sigma_+} \right))^2}{2s_{\text{out}}}} \frac{1 + \text{erf}\left(\frac{\frac{\Re \mathbf{T}_{\text{in-int}} + s_{\text{in}} \Im \mathbf{E}_\sigma}{1 - \frac{s_{\text{in}} \bar{\mathbf{V}}_{\text{in}} \cdot \bar{\mathbf{V}}_{\text{out}}}{\sigma_+}} - \mathbf{T}_{\text{out-int}} - i s_{\text{out}} \mathbf{E}_\sigma \left(1 - \frac{s_{\text{in}} \bar{\mathbf{V}}_{\text{in}} \cdot \bar{\mathbf{V}}_{\text{out}}}{\sigma_+} \right)}{\sqrt{2s_{\text{out}}}} \right)}{2} \right]. \tag{56}
\end{aligned}$$

Again, we can decompose the parts of the form $\frac{1+\text{erf}(\dots)}{2}$ into the bulk and boundary terms via Eq. (53). In particular, the resultant step functions from the second and third terms are

$$\theta \left(s_{\text{out}} \left[\frac{\mathfrak{T}_{\text{out-int}}}{s_{\text{out}}} + \frac{\bar{\mathbf{V}}_{\text{out}} \cdot (\bar{\mathbf{V}}_{\text{in}} \mathbf{T}_{\text{in-int}} - \delta\Xi)}{\sigma_+} \right] - \frac{\Re \mathbf{T}_{\text{in-int}} - s_{\text{in}} \Im \mathbf{E}_\sigma}{1 - \frac{s_{\text{in}} \bar{\mathbf{V}}_{\text{in}} \cdot \bar{\mathbf{V}}_{\text{out}}}{\sigma_+}} + s_{\text{out}} \Im \mathbf{E}_\sigma \left(1 - \frac{s_{\text{in}} \bar{\mathbf{V}}_{\text{in}} \cdot \bar{\mathbf{V}}_{\text{out}}}{\sigma_+} \right) \right) \tag{57}$$

and

$$\theta \left(\frac{\Re \mathbf{T}_{\text{in-int}} + s_{\text{in}} \Im \mathbf{E}_\sigma}{1 - \frac{s_{\text{in}} \bar{\mathbf{V}}_{\text{in}} \cdot \bar{\mathbf{V}}_{\text{out}}}{\sigma_+}} - s_{\text{out}} \left[\frac{\mathfrak{T}_{\text{out-int}}}{s_{\text{out}}} + \frac{\bar{\mathbf{V}}_{\text{out}} \cdot (\bar{\mathbf{V}}_{\text{in}} \mathbf{T}_{\text{in-int}} - \delta\Xi)}{\sigma_+} \right] + s_{\text{out}} \Im \mathbf{E}_\sigma \left(1 - \frac{s_{\text{in}} \bar{\mathbf{V}}_{\text{in}} \cdot \bar{\mathbf{V}}_{\text{out}}}{\sigma_+} \right) \right), \tag{58}$$

respectively. Recall that for a narrow width $\epsilon \ll M^2$, we get $\Im \mathbf{E}_\sigma \rightarrow -\frac{\epsilon}{2E_\sigma}$.

Hereafter, we list expressions for the simplifying configuration (30). Eqs. (43) and (44):

$$\mathcal{I}_\star(x^0, y^0) \rightsquigarrow \int \frac{dp^0}{2\pi i} \frac{e^{-ip^0(y^0 - x^0)}}{-(p^0)^2 + \mathbf{P}_\sigma^2 + M^2 - \frac{(\delta\Xi)^2}{\sigma_+^2} - i \left(\epsilon - \frac{2\mathbf{P}_\sigma \cdot \delta\Xi}{\sigma_+} \right)}, \tag{59}$$

$$V_\star(x^0, y^0) \rightsquigarrow -\frac{\sigma}{2} (\delta\mathbf{P})^2 - \frac{1}{2\sigma_+} (\delta\Xi)^2 - i\Xi_\sigma \cdot \delta\mathbf{P} - i\omega_{\text{in}}(0) x^0 + i\omega_{\text{out}}(0) y^0. \tag{60}$$

Eq. (48):

$$\begin{aligned}
\mathcal{S} \rightsquigarrow & \frac{(2\pi\sigma)^{3/2} N}{2\mathbf{E}_\sigma} e^{-\frac{\sigma}{2}(\delta\mathbf{P})^2 - \frac{1}{2\sigma_+}(\delta\Xi)^2 - i\Xi_\sigma \cdot \delta\mathbf{P}} \int_{-\infty}^{\infty} dy^0 e^{-\frac{1}{2s_{\text{out}}}(y^0 - \mathfrak{T}_{\text{out-int}})^2 + i\omega_{\text{out}}(0)y^0} \\
& \times \int_{-\infty}^{\infty} dx^0 e^{-\frac{1}{2s_{\text{in}}}(x^0 - \mathfrak{T}_{\text{in-int}})^2 - i\omega_{\text{in}}(0)x^0} \left(\theta(y^0 - x^0) e^{-i\mathbf{E}_\sigma(y^0 - x^0)} + \theta(x^0 - y^0) e^{i\mathbf{E}_\sigma(y^0 - x^0)} \right). \tag{61}
\end{aligned}$$

Eq. (52):

$$\begin{aligned}
\mathcal{S} \rightsquigarrow & \frac{(2\pi\sigma)^{3/2} N}{2\mathbf{E}_\sigma} e^{-\frac{\sigma}{2}(\delta\mathbf{P})^2 - \frac{1}{2\sigma_+}(\delta\mathbf{\Xi})^2 - i\mathbf{\Xi}_\sigma \cdot \delta\mathbf{P}} \\
& \times \int_{-\infty}^{\infty} dy^0 e^{-\frac{1}{2\varsigma_{\text{out}}}(y^0 - \mathfrak{T}_{\text{out-int}})^2 + iE_{\text{out}}y^0 - \frac{\mathfrak{T}_{\text{in-int}}^2}{2\varsigma_{\text{in}}}} \\
& \times \sqrt{2\pi\varsigma_{\text{in}}} \left[e^{\frac{1}{2\varsigma_{\text{in}}}(\mathfrak{T}_{\text{in-int}} + i\varsigma_{\text{in}}(\mathbf{E}_\sigma - E_{\text{in}}))^2 - i\mathbf{E}_\sigma y^0} \frac{1 + \text{erf}\left(\frac{y^0 - \mathfrak{T}_{\text{in-int}} - i\varsigma_{\text{in}}(\mathbf{E}_\sigma - E_{\text{in}})}{\sqrt{2\varsigma_{\text{in}}}}\right)}{2} \right. \\
& \quad \left. + e^{\frac{1}{2\varsigma_{\text{in}}}(\mathfrak{T}_{\text{in-int}} - i\varsigma_{\text{in}}(\mathbf{E}_\sigma + E_{\text{in}}))^2 + i\mathbf{E}_\sigma y^0} \frac{1 + \text{erf}\left(\frac{\mathfrak{T}_{\text{in-int}} - i\varsigma_{\text{in}}(\mathbf{E}_\sigma + E_{\text{in}}) - y^0}{\sqrt{2\varsigma_{\text{in}}}}\right)}{2} \right]. \tag{62}
\end{aligned}$$

Eq (54):

$$\begin{aligned}
\mathcal{S} \rightsquigarrow & \frac{(2\pi\sigma)^{3/2} N}{2\mathbf{E}_\sigma} e^{-\frac{\sigma}{2}(\delta\mathbf{P})^2 - \frac{1}{2\sigma_+}(\delta\mathbf{\Xi})^2 - i\mathbf{\Xi}_\sigma \cdot \delta\mathbf{P}} \int_{-\infty}^{\infty} dy^0 e^{-\frac{1}{2\varsigma_{\text{out}}}(y^0 - \mathfrak{T}_{\text{out-int}})^2 + iE_{\text{out}}y^0 - iE_{\text{in}}\mathfrak{T}_{\text{in-int}}} \\
& \times \sqrt{2\pi\varsigma_{\text{in}}} \left[e^{-\frac{\varsigma_{\text{in}}(\mathbf{E}_\sigma - E_{\text{in}})^2}{2} - i\mathbf{E}_\sigma(y^0 - \mathfrak{T}_{\text{in-int}})} \theta(y^0 - \mathfrak{T}_{\text{in-int}} + \varsigma_{\text{in}}\mathfrak{I}\mathbf{E}_\sigma) \right. \\
& \quad \left. + e^{-\frac{\varsigma_{\text{in}}(\mathbf{E}_\sigma + E_{\text{in}})^2}{2} + i\mathbf{E}_\sigma(y^0 - \mathfrak{T}_{\text{in-int}})} \theta(\mathfrak{T}_{\text{in-int}} + \varsigma_{\text{in}}\mathfrak{I}\mathbf{E}_\sigma - y^0) \right]. \tag{63}
\end{aligned}$$

Eq. (55):

$$\begin{aligned}
& \rightsquigarrow - \frac{(y^0 - (\mathfrak{T}_{\text{out-int}} + i\varsigma_{\text{out}}(E_{\text{out}} \mp \mathbf{E}_\sigma)))^2}{\varsigma_{\text{out}}} \\
& - \frac{\varsigma_{\text{in}}(\mathbf{E}_\sigma \mp E_{\text{in}})^2}{2} - \frac{\varsigma_{\text{out}}(E_{\text{out}} \mp \mathbf{E}_\sigma)^2}{2} \pm i(\mathbf{E}_\sigma \mp E_{\text{in}})\mathfrak{T}_{\text{in-int}} + i(E_{\text{out}} \mp \mathbf{E}_\sigma)\mathfrak{T}_{\text{out-int}}. \tag{64}
\end{aligned}$$

Eq. (56):

$$\begin{aligned}
\mathcal{S} \rightsquigarrow & \frac{(2\pi\sigma)^{3/2} N}{2\mathbf{E}_\sigma} e^{-\frac{\sigma}{2}(\delta\mathbf{P})^2 - \frac{1}{2\sigma_+}(\delta\mathbf{\Xi})^2 - i\mathbf{\Xi}_\sigma \cdot \delta\mathbf{P} + iE_{\text{out}}\mathfrak{T}_{\text{out-int}} - iE_{\text{in}}\mathfrak{T}_{\text{in-int}}} \sqrt{2\pi\varsigma_{\text{in}}} \sqrt{2\pi\varsigma_{\text{out}}} \\
& \times \left[e^{-\frac{\varsigma_{\text{in}}(\mathbf{E}_\sigma - E_{\text{in}})^2}{2} - \frac{\varsigma_{\text{out}}(E_{\text{out}} - \mathbf{E}_\sigma)^2}{2} - i\mathbf{E}_\sigma \delta\mathfrak{T}} \left(\theta(\delta\mathfrak{T} + \varsigma_+ \mathfrak{I}\mathbf{E}_\sigma) + \frac{\text{erf}\left(\frac{\Delta\mathbf{T}}{\sqrt{2\varsigma_{\text{out}}}}\right) - \text{sgn}\left(\frac{\Delta\mathbf{T}}{\sqrt{2\varsigma_{\text{out}}}}\right)}{2} \right) \right. \\
& \quad \left. + e^{-\frac{\varsigma_{\text{in}}(\mathbf{E}_\sigma + E_{\text{in}})^2}{2} - \frac{\varsigma_{\text{out}}(E_{\text{out}} + \mathbf{E}_\sigma)^2}{2} + i\mathbf{E}_\sigma \delta\mathfrak{T}} \right. \\
& \quad \left. \times \left(\theta(-\delta\mathfrak{T} + \varsigma_+ \mathfrak{I}\mathbf{E}_\sigma) + \frac{\text{erf}\left(\frac{-\delta\mathfrak{T} + \varsigma_+ \mathfrak{I}\mathbf{E}_\sigma - i\varsigma_{\text{out}}(E_{\text{out}} + \mathfrak{R}\mathbf{E}_\sigma)}{\sqrt{2\varsigma_{\text{out}}}}\right) - \text{sgn}\left(\frac{-\delta\mathfrak{T} + \varsigma_+ \mathfrak{I}\mathbf{E}_\sigma - i\varsigma_{\text{out}}(E_{\text{out}} + \mathfrak{R}\mathbf{E}_\sigma)}{\sqrt{2\varsigma_{\text{out}}}}\right)}{2} \right) \right]. \tag{65}
\end{aligned}$$

Eq. (58):

$$\begin{aligned}
& \rightsquigarrow \theta(\delta\mathfrak{T} + \varsigma_+ \mathfrak{I}\mathbf{E}_\sigma), \\
& \rightsquigarrow \theta(-\delta\mathfrak{T} + \varsigma_+ \mathfrak{I}\mathbf{E}_\sigma), \tag{66}
\end{aligned}$$

respectively for the second and third terms. The last two lines in Eq. (65) correspond to the backward propagation of Φ in time, which is suppressed for a near on-shell scattering. We omit it in Eq. (2).

For comparison, we show the limit $|\Delta \mathbf{T}| \gg \sqrt{2\varsigma_{\text{out}}}$ with $\delta \mathfrak{T} > 0$ for Eq. (2):

$$\begin{aligned} \mathcal{S} \rightarrow (2\pi)^4 N \left[\left(\frac{\sigma}{2\pi} \right)^{3/2} e^{-\frac{\sigma}{2}(\delta \mathbf{P})^2} \right] \left[\sqrt{\frac{\varsigma}{2\pi}} e^{-\frac{\varsigma}{2}(\delta E)^2} \right] \\ \times e^{-\frac{(\delta \Xi)^2}{2\varsigma_+}} \frac{\sqrt{2\pi\varsigma_+}}{2\mathbf{E}_\sigma} \left\{ \theta(\delta \mathfrak{T} + \varsigma_+ \Im \mathbf{E}_\sigma) e^{-\frac{\varsigma_+}{2}(E_\varsigma - \mathbf{E}_\sigma)^2} - \frac{1}{\sqrt{2\pi\varsigma_{\text{out}}}} \frac{-ie^{-\frac{(\delta \mathfrak{T} + \varsigma_+ \Im \mathbf{E}_\sigma)^2}{2\varsigma_{\text{out}}}} - i(E_{\text{out}} - E_\sigma)(\delta \mathfrak{T} + \varsigma_+ \Im \mathbf{E}_\sigma)}{E_{\text{out}} - \mathbf{E}_\sigma - i\frac{\delta \mathfrak{T}}{\varsigma_{\text{out}}}} \right\}, \end{aligned} \quad (67)$$

where we used $\varsigma_+ \rightarrow \varsigma_{\text{out}}$ and $E_\varsigma \rightarrow E_{\text{out}}$ in the last term.

ANALYSIS OF WAVE-PACKET FEYNMAN PROPAGATOR

Originally, the exponents in Eq. (1) are linear in p^0 . After the Gaussian integral over x and y , the exponents in Eq. (3) become quadratic in p^0 :

$$f(p^0; \mathbf{p}) = f_*(\mathbf{p}) - \frac{\varsigma_+}{2} (p^0 - p_*^0(\mathbf{p}))^2. \quad (68)$$

The location of saddle point $p_*^0(\mathbf{p})$ in the complex p^0 plane becomes

$$p_*^0(\mathbf{p}) = \omega_\varsigma(\mathbf{p}) - i\frac{\delta \mathfrak{T}}{\varsigma_+}. \quad (69)$$

The exponent at saddle point $f_*(\mathbf{p})$ is

$$\begin{aligned} f_*(\mathbf{p}) = & \left(-\frac{\sigma_{\text{in}}}{2} (\mathbf{p} - \mathbf{P}_{\text{in}})^2 - i\bar{\Xi}_{\text{in}} \cdot (\mathbf{p} - \mathbf{P}_{\text{in}}) \right) + \left(-\frac{\sigma_{\text{out}}}{2} (\mathbf{p} - \mathbf{P}_{\text{out}})^2 + i\bar{\Xi}_{\text{out}} \cdot (\mathbf{p} - \mathbf{P}_{\text{out}}) \right) \\ & - \frac{(\delta \mathfrak{T})^2}{2\varsigma_+} + i\varsigma \left(\frac{\mathfrak{T}_{\text{in-int}}}{\varsigma_{\text{in}}} + \frac{\mathfrak{T}_{\text{out-int}}}{\varsigma_{\text{out}}} \right) \delta \omega(\mathbf{p}) - \frac{\varsigma}{2} (\delta \omega(\mathbf{p}))^2; \end{aligned} \quad (70)$$

see Eq. (107) in Ref. [15].

SADDLE POINT

We compute the wave-packet Feynman propagator:

$$\int \frac{d^4 p}{(2\pi)^4} \frac{-i}{p^2 + M^2 - i\epsilon} e^{f(p^0; \mathbf{p})} = \int \frac{d^3 \mathbf{p}}{(2\pi)^3} e^{f_*(\mathbf{p})} I(\mathbf{p}), \quad (71)$$

where

$$I(\mathbf{p}) := \int_{-\infty}^{\infty} \frac{dp^0}{2\pi} \frac{-i}{-(p^0)^2 + \mathbf{E}_\mathbf{p}^2} e^{-\frac{\varsigma_+}{2}(p^0 - p_*^0(\mathbf{p}))^2}. \quad (72)$$

An important observation is that the saddle-point integral I_* over the steepest descent path from $-\infty + \Im p_*^0(\mathbf{p})$ to $\infty + \Im p_*^0(\mathbf{p})$ differs from the integral I over \mathbb{R} by the residues:

$$\begin{aligned} I(\mathbf{p}) = I_*(\mathbf{p}) - \left(\text{Res}_{p^0 = \mathbf{E}_\mathbf{p}} \frac{e^{-\frac{\varsigma_+}{2}(p^0 - p_*^0(\mathbf{p}))^2}}{-(p^0)^2 + \mathbf{E}_\mathbf{p}^2} \right) \theta(\Im \mathbf{E}_\mathbf{p} - \Im p_*^0) + \left(\text{Res}_{p^0 = -\mathbf{E}_\mathbf{p}} \frac{e^{-\frac{\varsigma_+}{2}(p^0 - p_*^0(\mathbf{p}))^2}}{-(p^0)^2 + \mathbf{E}_\mathbf{p}^2} \right) \theta(\Im p_*^0 - \Im(-\mathbf{E}_\mathbf{p})) \\ = I_*(\mathbf{p}) + \frac{e^{-\frac{\varsigma_+}{2}(\omega_\varsigma(\mathbf{p}) - \mathbf{E}_\mathbf{p} - i\frac{\delta \mathfrak{T}}{\varsigma_+})^2}}{2\mathbf{E}_\mathbf{p}} \theta\left(\frac{\delta \mathfrak{T}}{\varsigma_+} + \Im \mathbf{E}_\mathbf{p}\right) + \frac{e^{-\frac{\varsigma_+}{2}(\omega_\varsigma(\mathbf{p}) + \mathbf{E}_\mathbf{p} - i\frac{\delta \mathfrak{T}}{\varsigma_+})^2}}{2\mathbf{E}_\mathbf{p}} \theta\left(\Im \mathbf{E}_\mathbf{p} - \frac{\delta \mathfrak{T}}{\varsigma_+}\right), \end{aligned} \quad (73)$$

where

$$I_*(\mathbf{p}) := \int_{-\infty + \Im p_*^0}^{\infty + \Im p_*^0} \frac{dp^0}{2\pi} \frac{-i}{-(p^0)^2 + E_\mathbf{p}^2 - i\epsilon} e^{-\frac{\varsigma_+}{2}(p^0 - p_*^0(\mathbf{p}))^2} \approx \frac{1}{\sqrt{2\pi\varsigma_+}} \frac{-i}{-(\omega_\varsigma(\mathbf{p}) - i\frac{\delta \mathfrak{T}}{\varsigma_+})^2 + E_\mathbf{p}^2 - i\epsilon}. \quad (74)$$

Eq. (73) is nothing but Eq. (4) in the main text.

We compute the wave-packet Feynman propagator (71), neglecting the third term in Eq. (73) assuming a nearly on-shell scattering:

$$\int \frac{d^3 \mathbf{p}}{(2\pi)^3} e^{f_*(\mathbf{p})} I(\mathbf{p}) = \int \frac{d^3 \mathbf{p}}{(2\pi)^3} \left[e^{f_*(\mathbf{p})} I_*(\mathbf{p}) + \frac{e^{f_*(\mathbf{p}) - \frac{\varsigma_+}{2} (\omega_\varsigma(\mathbf{p}) - \mathbf{E}_\mathbf{p} - i \frac{\delta \Xi}{\varsigma_+})^2}}{2\mathbf{E}_\mathbf{p}} \theta \left(\frac{\delta \Im}{\varsigma_+} + \Im \mathbf{E}_\mathbf{p} \right) \right]. \quad (75)$$

The exponent of the first term in the square brackets is quadratic in \mathbf{p} after the p^0 -integral (74) and can be computed as in Eq. (134) in Ref. [15], while that of the second term is not, and we compute it in the non-relativistic limit below.

Non-relativistic approximation

So far in this section, we have left the integral over \mathbf{p} untouched. For comparison with Eq. (67), we perform the \mathbf{p} -integral around a saddle point \mathbf{p}_* (in the limit $\sigma_+ M^2 \gg 1$) with a non-relativistic approximation $\mathbf{p} \approx M\mathbf{v}$ and $E_\mathbf{p} \approx M + \frac{M\mathbf{v}^2}{2}$, which is valid when $|\mathbf{p}_*| \ll M$:

$$\mathbf{p} = M\mathbf{v} + \mathcal{O}(|\mathbf{v}|^3), \quad (76)$$

$$E_\mathbf{p} = \sqrt{M^2 + \mathbf{p}^2} = M \left(1 + \frac{\mathbf{v}^2}{2} \right) + \mathcal{O}(|\mathbf{v}|^4), \quad (77)$$

$$\mathbf{E}_\mathbf{p} = \sqrt{\mathbf{M}^2 + \mathbf{p}^2} = \mathbf{M} \sqrt{1 + \frac{M^2}{\mathbf{M}^2} \mathbf{v}^2} = \mathbf{M} + \frac{M^2}{2\mathbf{M}} \mathbf{v}^2 + \mathcal{O}(|\mathbf{v}|^4), \quad (78)$$

$$\frac{\mathbf{p}}{\mathbf{E}_\mathbf{p}} = \frac{M\mathbf{v}}{\mathbf{M}} + \mathcal{O}(|\mathbf{v}|^3), \quad (79)$$

$$\omega_\varsigma(\mathbf{p}) = \omega_\varsigma(0) + M\bar{\mathbf{V}}_\varsigma \cdot \mathbf{v} + \mathcal{O}(|\mathbf{v}|^3), \quad (80)$$

where $\mathbf{v} := \frac{\mathbf{p}}{E_\mathbf{p}} = \frac{\mathbf{p}}{M} + \mathcal{O}(\mathbf{p}^3)$ and $\mathbf{M} := \sqrt{M^2 - i\epsilon}$. Then the exponent in the second term in the square brackets in Eq. (75) becomes

$$\begin{aligned} & -\frac{1}{2} (M\mathbf{v} - \mathbf{p}_*)_i \left(\sigma_+ \delta_{ij} + \varsigma (\delta \bar{\mathbf{V}})_i (\delta \bar{\mathbf{V}})_j \right) (M\mathbf{v} - \mathbf{p}_*)_j - \frac{(\delta \Im)^2}{2\varsigma_+} \\ & - \frac{\varsigma}{2 (\sigma_+ + \varsigma (\delta \bar{\mathbf{V}})^2)} \left(\frac{(\delta \bar{\mathbf{V}})^2 (\delta \Xi)^2 - (\delta \bar{\mathbf{V}} \cdot \delta \Xi)^2}{\sigma_+} + \frac{(\delta \Xi + \Im \delta \bar{\mathbf{V}})^2}{\varsigma} \right) \\ & - \frac{\varsigma_+}{2} \left(\omega_\varsigma(0) - \mathbf{M} - i \frac{\delta \Im}{\varsigma_+} \right)^2 - \varsigma_+ M \left(\omega_\varsigma(0) - \mathbf{M} - i \frac{\delta \Im}{\varsigma_+} \right) (\bar{\mathbf{V}}_\varsigma \cdot \mathbf{v}) + \frac{\varsigma_+ M \mathbf{v}^2}{2\alpha} \left(\omega_\varsigma(0) - \mathbf{M} - i \frac{\delta \Im}{\varsigma_+} \right) \\ & - \frac{\varsigma_+ M^2}{2} (\bar{\mathbf{V}}_\varsigma \cdot \mathbf{v})^2 - \frac{\sigma}{2} (\delta \mathbf{P})^2 - \frac{\varsigma \sigma_+}{2 (\sigma_+ + \varsigma (\delta \bar{\mathbf{V}})^2)} (\delta E - \bar{\mathbf{V}}_\sigma \cdot \delta \mathbf{P})^2 + \mathcal{O}(|\mathbf{v}|^3), \end{aligned} \quad (81)$$

where

$$\mathbf{p}_* = \left(\mathbf{P}_\sigma - \frac{\varsigma \delta \omega(0) \delta \bar{\mathbf{V}} - i (\delta \Xi + \Im \delta \bar{\mathbf{V}})}{\sigma_+} \right) - \frac{\varsigma (\delta \bar{\mathbf{V}})^2}{\sigma_+ + \varsigma (\delta \bar{\mathbf{V}})^2} \left(\mathbf{P}_\sigma - \frac{\varsigma \delta \omega(0) \delta \bar{\mathbf{V}} - i (\delta \Xi + \Im \delta \bar{\mathbf{V}})}{\sigma_+} \right)_\parallel, \quad (82)$$

in which

$$\mathbf{Q}_\parallel := \frac{(\delta \bar{\mathbf{V}} \cdot \mathbf{Q})}{(\delta \bar{\mathbf{V}})^2} \delta \bar{\mathbf{V}}. \quad (83)$$

Note that

$$\mathbf{p}_* \cdot \delta \bar{\mathbf{V}} = \frac{\sigma_+}{\sigma_+ + \varsigma (\delta \bar{\mathbf{V}})^2} \left(\mathbf{P}_\sigma - \frac{\varsigma \delta \omega(0) \delta \bar{\mathbf{V}} - i (\delta \Xi + \Im \delta \bar{\mathbf{V}})}{\sigma_+} \right) \cdot \delta \bar{\mathbf{V}}. \quad (84)$$

Now we can perform the Gaussian integral over \mathbf{v} . The saddle point is located at

$$\mathbf{v}_* = \frac{1}{-\gamma} \left[\delta - \frac{(\mathbf{a} \cdot \boldsymbol{\beta})(\mathbf{b} \cdot \boldsymbol{\delta}) - (\mathbf{a} \cdot \boldsymbol{\delta})(\gamma + \mathbf{b} \cdot \boldsymbol{\beta})}{(\mathbf{a} \cdot \boldsymbol{\beta})(\mathbf{b} \cdot \boldsymbol{\alpha}) - (\gamma + \mathbf{a} \cdot \boldsymbol{\alpha})(\gamma + \mathbf{b} \cdot \boldsymbol{\beta})} \boldsymbol{\alpha} - \frac{(\mathbf{a} \cdot \boldsymbol{\delta})(\mathbf{b} \cdot \boldsymbol{\alpha}) - (\mathbf{b} \cdot \boldsymbol{\delta})(\gamma + \mathbf{a} \cdot \boldsymbol{\alpha})}{(\mathbf{a} \cdot \boldsymbol{\beta})(\mathbf{b} \cdot \boldsymbol{\alpha}) - (\gamma + \mathbf{a} \cdot \boldsymbol{\alpha})(\gamma + \mathbf{b} \cdot \boldsymbol{\beta})} \boldsymbol{\beta} \right], \quad (85)$$

where

$$\mathbf{a} = \delta \bar{\mathbf{V}}, \quad \mathbf{b} = \bar{\mathbf{V}}_\varsigma, \quad \boldsymbol{\alpha} = -\varsigma M^2 \delta \bar{\mathbf{V}}, \quad \boldsymbol{\beta} = -\varsigma_+ M^2 \bar{\mathbf{V}}_\varsigma, \quad (86)$$

and

$$\gamma = -\sigma_+ M^2 + \frac{\varsigma_+ M^2}{\mathbf{M}} \left(\omega_\varsigma(0) - \mathbf{M} - i \frac{\delta \Im}{\varsigma_+} \right), \quad \boldsymbol{\delta} = \varsigma M (\mathbf{p}_* \cdot \delta \bar{\mathbf{V}}) \delta \bar{\mathbf{V}} - \varsigma_+ M \bar{\mathbf{V}}_\varsigma \left(\omega_\varsigma(0) - \mathbf{M} - i \frac{\delta \Im}{\varsigma_+} \right). \quad (87)$$

The three eigenvalues of the Hessian matrix are

$$- \left[M^2 \sigma_+ + \frac{\varsigma_+ M^2}{\mathbf{M}} \left(\omega_\varsigma(0) - \mathbf{M} - i \frac{\delta \Im}{\varsigma_+} \right) \right] \quad (88)$$

and

$$- \left[M^2 \sigma_+ + \frac{\varsigma_+ M^2}{\mathbf{M}} \left(\omega_\varsigma(0) - \mathbf{M} - i \frac{\delta \Im}{\varsigma_+} \right) \right] - \frac{\varsigma M^2 (\delta \bar{\mathbf{V}})^2 + \varsigma_+ M^2 \bar{\mathbf{V}}_\varsigma^2}{2} \pm \frac{M^2 \sqrt{(\varsigma (\delta \bar{\mathbf{V}})^2 - \varsigma_+ \bar{\mathbf{V}}_\varsigma^2)^2 + 4 \varsigma \varsigma_+ (\delta \bar{\mathbf{V}} \cdot \bar{\mathbf{V}}_\varsigma)^2}}{2}. \quad (89)$$

Now it is easy to obtain the corresponding expression to Eq. (93) without taking the simple configuration (30).

For the simple configuration (30), we get

$$\mathbf{v}_* \rightsquigarrow 0, \quad (90)$$

$$\text{Eq. (81)} \rightsquigarrow -\frac{\sigma_+}{2} \left(\mathbf{P}_\sigma + i \frac{\delta \bar{\Xi}}{\sigma_+} \right)^2 - \frac{(\delta \Im)^2}{2 \varsigma_+} - \frac{(\delta \bar{\Xi})^2}{2 \sigma_+} - \frac{\varsigma_+}{2} \left(\omega_\varsigma(0) - \mathbf{M} - i \frac{\delta \Im}{\varsigma_+} \right)^2, \quad (91)$$

$$\text{All the three eigenvalues} \rightsquigarrow - \left[M^2 \sigma_+ + \frac{\varsigma_+ M^2}{\mathbf{M}} \left(E_\varsigma - \mathbf{M} - i \frac{\delta \Im}{\varsigma_+} \right) \right], \quad (92)$$

which results in

$$\begin{aligned} \mathcal{S} \rightsquigarrow & (2\pi)^4 N \left[\left(\frac{\sigma}{2\pi} \right)^{3/2} e^{-\frac{\sigma}{2} (\delta \mathbf{P})^2} \right] \left[\sqrt{\frac{\varsigma}{2\pi}} e^{-\frac{\varsigma}{2} (\delta E)^2} \right] e^{i(E_\varsigma - \mathbf{M}) \delta \Im} \\ & \times \frac{\sqrt{2\pi \varsigma_+}}{2\mathbf{M}} \left\{ \theta(\delta \Im + \varsigma_+ \Im \mathbf{M}) \frac{e^{-\frac{\sigma_+}{2} \mathbf{P}_\sigma^2 - \frac{\varsigma_+}{2} (\omega_\varsigma(0) - \mathbf{M})^2 - i \mathbf{P}_\sigma \cdot \delta \bar{\Xi}}}{\left(1 + \frac{\varsigma_+}{\sigma_+} \frac{\omega_\varsigma(0) - \mathbf{M} - i \frac{\delta \Im}{\varsigma_+}}{\mathbf{M}} \right)^{3/2}} - \frac{1}{\sqrt{2\pi \varsigma_+}} \frac{-i e^{-\frac{(\delta \Im)^2}{2 \varsigma_+} - \frac{(\delta \bar{\Xi})^2}{2 \sigma_+} - i(E_\varsigma - \mathbf{M}) \delta \Im}}{\omega_\varsigma(0) - \mathbf{M} - i \frac{\delta \Im}{\varsigma_+}} \right\}. \end{aligned} \quad (93)$$

Here we have neglected the terms of backward propagation in time and have shown the result for the configuration $\bar{\mathbf{V}}_{\text{in}} = \bar{\mathbf{V}}_{\text{out}} = 0$ for simplicity (which results in $\mathbf{p}_* = \mathbf{P}_\sigma + i \frac{\delta \bar{\Xi}}{\sigma_+}$).

We see that Eq. (93) matches Eq. (67) with the relation $\mathbf{M} \approx \mathbf{E}_\sigma$ and $\omega_\varsigma(0) = E_\varsigma$ ($\rightarrow E_{\text{out}}$) under the configuration $\bar{\mathbf{V}}_{\text{in}} = \bar{\mathbf{V}}_{\text{out}} = 0$ in the narrow-width approximation. Note that the consistency condition $|\mathbf{p}_*| \ll M$ for the non-relativistic approximation requires $\delta \bar{\Xi}^2 / \sigma_+^2 \ll M^2$ along with $\mathbf{P}_\sigma^2 \ll M^2$ and hence the factors $e^{-(\delta \bar{\Xi})^2 / 2 \sigma_+}$, $e^{-\frac{\sigma_+}{2} \mathbf{P}_\sigma^2}$, and $e^{-i \mathbf{P}_\sigma \cdot \delta \bar{\Xi}}$ are irrelevant.

STOKES PHENOMENON

We first rewrite the integral (72) into an exponential form:

$$I(\mathbf{p}) = \int_{-\infty}^{\infty} \frac{dp^0}{2\pi i} e^{\mathcal{F}(p^0; \mathbf{p})}, \quad (94)$$

where

$$\mathcal{F}(p^0; \mathbf{p}) = -\frac{\varsigma_+}{2} (p^0 - p_*^0(\mathbf{p}))^2 - \ln\left(-(p^0)^2 + \mathbf{E}_{\mathbf{p}}^2\right). \quad (95)$$

We take the direction of $\mathcal{J}_{(\pm)}$ such that it can be deformed to \mathbb{R} without crossing the poles, namely, $\mathcal{J}_{(+)}$ and $\mathcal{J}_{(-)}$ circulate $\mathbf{E}_{\mathbf{p}}$ and $-\mathbf{E}_{\mathbf{p}}$ clockwise and counterclockwise, respectively. Along $\mathcal{J}_{(i)}$, we may evaluate the approximate Gaussian integral

$$I_{(i)}(\mathbf{p}) = \int_{\mathcal{J}_{(i)}} \frac{dp^0}{2\pi i} e^{\mathcal{F}(p^0; \mathbf{p})} \quad (96)$$

without the oscillation of integrand:

$$I_{(*)}(\mathbf{p}) \simeq \frac{1}{\sqrt{2\pi\varsigma_+}} \frac{-i}{-(p_*^0(\mathbf{p}))^2 + \mathbf{E}_{\mathbf{p}}^2}, \quad (97)$$

$$I_{(\pm)}(\mathbf{p}) \simeq \mp \frac{-i}{\sqrt{2\pi}} \frac{1}{\sqrt{-\varsigma_+^2 (p_*^0(\mathbf{p}) \mp \mathbf{E}_{\mathbf{p}})^2}} e^{-\frac{\varsigma_+}{2} (p_*^0(\mathbf{p}) \mp \mathbf{E}_{\mathbf{p}})^2 + 1} \frac{\varsigma_+}{2} \left(1 \mp \frac{p_*^0(\mathbf{p})}{\mathbf{E}_{\mathbf{p}}}\right) = \frac{e}{\sqrt{2\pi}} \frac{e^{-\frac{\varsigma_+}{2} (p_*^0(\mathbf{p}) \mp \mathbf{E}_{\mathbf{p}})^2}}{2\mathbf{E}_{\mathbf{p}}}, \quad (98)$$

where we have taken $\sqrt{re^{i\theta}} = \sqrt{r}e^{i\theta/2}$ for $-\pi < \theta < \pi$, namely, $\sqrt{(p_*^0(\mathbf{p}) \mp \mathbf{E}_{\mathbf{p}})^2} = \mathbf{E}_{\mathbf{p}} \mp p_*^0(\mathbf{p})$.

The saddle-point equation reads

$$\frac{\partial \mathcal{F}}{\partial p^0} = -\varsigma_+ (p^0 - p_*^0(\mathbf{p})) - \frac{-2p^0}{-(p^0)^2 + \mathbf{E}_{\mathbf{p}}^2} = 0. \quad (99)$$

This is cubic in p^0 , and we obtain exact solutions for the saddle points $p_{(i)}^0$. Here we show the large- ς_+ results as an illustration, though we use the exact ones in the numerical plots in the main text:

$$p_{(*)}^0 \simeq p_*^0 + \frac{1}{\varsigma_+} \frac{2p_*^0}{-(p_*^0)^2 + \mathbf{E}_{\mathbf{p}}^2}, \quad p_{(\pm)}^0 \simeq \pm \mathbf{E}_{\mathbf{p}} + \frac{1}{\varsigma_+} \frac{1}{p_*^0 \mp \mathbf{E}_{\mathbf{p}}}, \quad (100)$$

with

$$\mathcal{F}_{(*)} \simeq \ln \frac{1}{-(p_*^0)^2 + \mathbf{E}_{\mathbf{p}}^2} + \frac{1}{\varsigma_+} \frac{2(p_*^0)^2}{((p_*^0)^2 - \mathbf{E}_{\mathbf{p}}^2)^2}, \quad (101)$$

$$\mathcal{F}_{(\pm)} \simeq -\frac{\varsigma_+}{2} (p_*^0 \mp \mathbf{E}_{\mathbf{p}})^2 + \ln \left(\frac{\varsigma_+}{2} \left(1 \mp \frac{p_*^0}{\mathbf{E}_{\mathbf{p}}}\right) \right) + 1, \quad (102)$$

and

$$\frac{\partial^2 \mathcal{F}_{(*)}}{\partial p^{02}} \simeq -\varsigma_+ + \frac{1}{(p_*^0 + \mathbf{E}_{\mathbf{p}})^2} + \frac{1}{(p_*^0 - \mathbf{E}_{\mathbf{p}})^2}, \quad (103)$$

$$\frac{\partial^2 \mathcal{F}_{(\pm)}}{\partial p^{02}} \simeq \varsigma_+^2 (p_*^0 \mp \mathbf{E}_{\mathbf{p}})^2 - \left(2 \pm \frac{p_*^0}{\mathbf{E}_{\mathbf{p}}}\right) \varsigma_+, \quad (104)$$

where we have shown up to the sub-leading terms (as well as the order- $\ln \varsigma_+$ term) for large ς_+ .

In Fig. 2, we plot $e^{\Re \mathcal{F}}$ with sample parameters $\varsigma_+ = 10$, $\omega_{\varsigma}(\mathbf{p}_*) (= \Re p_*^0) = 0.5$, and $\epsilon = 0.3$ in the $E_{\mathbf{p}} = 1$ units. This corresponds to forward propagation of Φ with $\frac{\delta \mathfrak{I}}{\varsigma_+} (= -\Im p_*^0) = 0.5$.

Fig. 3 shows contours for $\Im \mathcal{F} \pmod{2\pi}$, superimposed on the density plot for $\Re \mathcal{F}$. The blue (double) circles denote saddle points $p_{(i)}^0$, and the white dots denote the poles $\pm \mathbf{E}_{\mathbf{p}}$. The horizontal and vertical contours (both red-solid) through $p_{(*)}^0$ are the thimble $\mathcal{J}_{(*)}$ and the anti-thimble $\mathcal{K}_{(*)}$, respectively. Through $p_{(+) }^0$, the yellow-dashed contour that connects $\mathbf{E}_{\mathbf{p}}$ and a $|\Im p^0| \rightarrow \infty$ region is the anti-thimble $\mathcal{K}_{(+)}$, while its perpendicular contour is the thimble $\mathcal{J}_{(+)}$. Through $p_{(-)}^0$, the green-dotted contour connecting $-\mathbf{E}_{\mathbf{p}}$ and a $|\Im p^0| \rightarrow \infty$ region is $\mathcal{K}_{(-)}$, and its perpendicular, $\mathcal{J}_{(-)}$. All the other contours that are disconnected from any of $p_{(i)}^0$ are irrelevant to the integral.

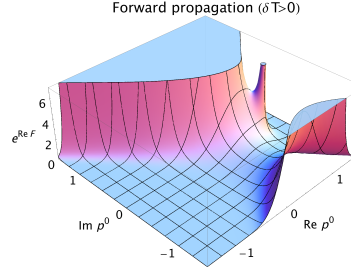


FIG. 2. We plot $e^{\Re \mathcal{F}}$ with sample parameters $\varsigma_+ = 10$, $\omega_\varsigma(\mathbf{p}_*) (= \Re p_*^0) = 0.5$, and $\epsilon = 0.3$ in the $E_{\mathbf{p}} = 1$ units. This corresponds to forward propagation of Φ with $\frac{\delta \Im}{\varsigma_+} (= -\Im p_*^0) = 0.5$.

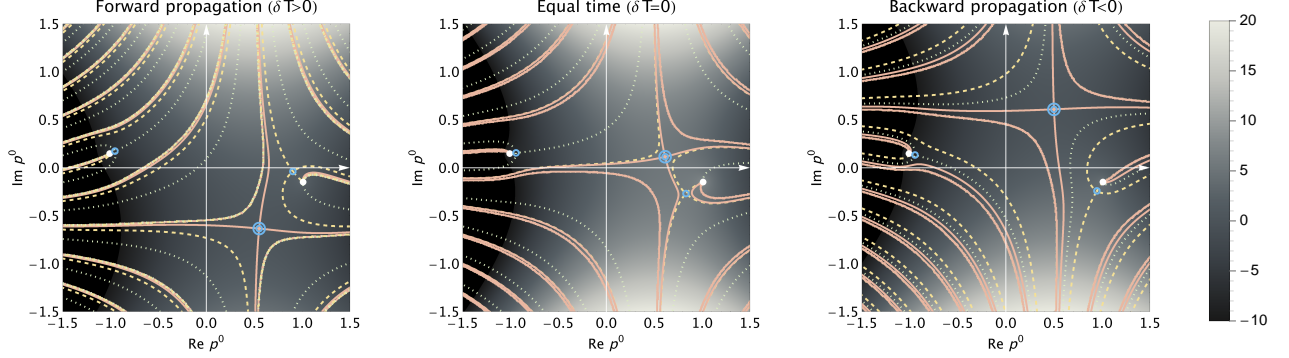


FIG. 3. We show contours for $\Im \mathcal{F} \pmod{2\pi}$, on a density plot of $\Re \mathcal{F}$ in $[-10, 20]$. We have chosen sample parameters $\varsigma_+ = 10$, $\omega_\varsigma(\mathbf{p}_*) (= \Re p_*^0) = 0.5$, and $\epsilon = 0.3$ in the $E_{\mathbf{p}} = 1$ units. The first panel corresponds to forward propagation of Φ with $\frac{\delta \Im}{\varsigma_+} (= -\Im p_*^0) = 0.5$, while the second and third to equal-time and backward with $\frac{\delta \Im}{\varsigma_+} = 0$ and -0.5 , respectively. The red-solid, yellow-dashed, and green-dotted contours are $\Im \mathcal{F} = \Im \mathcal{F}_{(*)}$, $\Im \mathcal{F}_{(+)}$, and $\Im \mathcal{F}_{(-)}$ respectively. The white dots denote the poles at $p^0 = \pm E_{\mathbf{p}}$ and the blue single circles nearby them are correspondingly the saddle points $p_{(\pm)}^0$. The blue double circle denotes the saddle point $p_{(*)}^0$.

The figure is drawn on a single Riemann surface for the logarithmic function in $\mathcal{F}(p^0)$: In the case $\Im p_{(*)}^0 \lesssim \Im E_{\mathbf{p}}$ in the first panel in Fig. 3, we may put a branch cut from $-E_{\mathbf{p}}$ to $-\infty + \Im(-E_{\mathbf{p}})$ and another from $E_{\mathbf{p}}$ along a, say, red-solid or green-dotted contour. This way, we may continuously deform \mathbb{R} into the thimbles $\mathcal{J}_{(*)}$ and $\mathcal{J}_{(+)}$ without crossing the cuts. We may do similarly for other cases.

There are three cases depending on the relative position of $\mathcal{J}_{(*)}$ and $\pm E_{\mathbf{p}}$, represented in Fig. 3: (I) When $\Im p_{(*)}^0 \lesssim \Im E_{\mathbf{p}}$ as in the first panel, the anti-thimble $\mathcal{K}_{(-)}$ terminates in $-E_{\mathbf{p}}$, and hence do not intersect with the real axis: $\langle \mathcal{K}_{(-)}, \mathbb{R} \rangle = 0$; see Fig. 4 in Supplemental Material for magnification and more explanation. (II) When $\Im E_{\mathbf{p}} \lesssim \Im p_{(*)}^0 \lesssim \Im(-E_{\mathbf{p}})$ as in the second panel, both anti-thimbles terminate in $\pm E_{\mathbf{p}}$, and hence $\langle \mathcal{K}_{(\pm)}, \mathbb{R} \rangle = 0$. (III) When $\Im p_{(*)}^0 \gtrsim \Im(-E_{\mathbf{p}})$ as in the third panel, $\mathcal{K}_{(+)}$ terminates in $E_{\mathbf{p}}$, and hence $\langle \mathcal{K}_{(+)}, \mathbb{R} \rangle = 0$. This is how the discrete change in the amplitude (4) is understood as a Stokes phenomenon. Cases (I), (II), and (III) correspond to $\Im p^0 < \Im E_{\mathbf{p}}$, $\Im E_{\mathbf{p}} < \Im p^0 < \Im(-E_{\mathbf{p}})$, and $\Im p^0 > \Im(-E_{\mathbf{p}})$ in Approach (a), respectively.

In Fig. 4, we explain artifact lines appearing in Fig. 3 due to the branch cuts in the numerical computation.

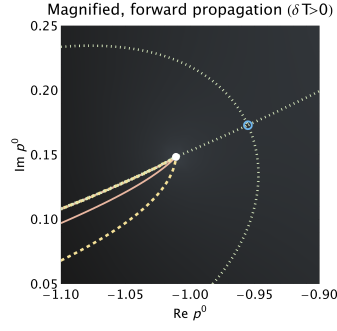


FIG. 4. Magnified plot for $\Im \mathcal{F} \pmod{2\pi}$ of the second panel in Fig. 3 near the saddle point $p_{(-)}^0$ (blue circle) and the pole $-\mathbf{E}_p$ (white dot). We see that three contours and an artifact line terminate in $-\mathbf{E}_p$: The three contours are $\Im \mathcal{F} = \Im \mathcal{F}_{(*)}$ (red-solid), $\Im \mathcal{F} = \Im \mathcal{F}_{(+)}$ (yellow-dashed), and the anti-thimble $\mathcal{K}_{(-)}$ (green-dotted) from $p_{(-)}^0$. The extra artifact line, seemingly consisting of three degenerate contours, is from the branch cut of the logarithmic function in the numerical computation, along which the contributions from all the other Riemann surfaces appear. This way, in each pole in Fig. 3, there always terminate three contours and an artifact line.