

ON BROAD KALUZA-KLEIN GLUONS

Rafel Escribano^{a,b}, Mikel Mendizabal^c, Mariano Quirós^b, Emilio Royo^{a,b}

^a*Grup de Física Teòrica, Departament de Física, Universitat Autònoma de Barcelona, 08193 Bellaterra (Barcelona), Spain*

^b*Institut de Física d'Altes Energies (IFAE), The Barcelona Institute of Science and Technology, Campus UAB, 08193 Bellaterra (Barcelona), Spain*

^c*Deutsches Elektronen-Synchrotron, 22607 Hamburg, Germany*

Abstract

In theories with a warped extra dimension, composite fermions, as e.g. the right-handed top quark, can be very strongly coupled to Kaluza-Klein (KK) fields. In particular, the KK gluons in the presence of such composite fields become very broad resonances, thus remarkably modifying their experimental signatures. We have computed the pole mass and the pole width of the KK gluon, triggered by its interaction with quarks, as well as the prediction for proton-proton cross-sections using the full propagator and compared it with that obtained from the usual Breit-Wigner approximation. We compare both approaches, along with the existing experimental data from ATLAS and CMS, for the $t\bar{t}$, $t\bar{t}W$, $t\bar{t}Z$, $t\bar{t}H$, and $t\bar{t}t\bar{t}$ channels. We have found differences between the two approaches of up to about 100%, highlighting that the effect of broad resonances can be dramatic on present, and mainly future, experimental searches. The channel $t\bar{t}t\bar{t}$ is particularly promising because the size of the cross-section signal is of the same order of magnitude as the Standard Model prediction, and future experimental analyses in this channel, especially for broad resonances, can shed light on the nature of possible physics beyond the Standard Model.

Contents

1	Introduction	3
2	The model	4
3	Mass and width of the KK gluon	8
3.1	Vacuum polarization and renormalization	8
3.2	Pole approach	10
3.3	On-shell approach	12
3.4	Comparison between on-shell and pole approaches	13
4	Top-quark pair production at the LHC	14
4.1	The partonic cross-section	15
4.2	The proton cross-section	17
5	Top-quark pair plus W, Z or H production at the LHC	20
5.1	Top-quark pair plus W production	21
5.2	Top-quark pair plus Z production	22
5.3	Top-quark pair plus Higgs production	24
6	Four top-quark production at the LHC	25
7	Conclusions	27

1 Introduction

The solution to the problem of the Standard Model (SM) sensitivity to ultra-violet (UV) physics, also known as the hierarchy problem, generally implies new physics at the TeV scale. Two main solutions have been proposed thus far: supersymmetry [1], and a warped extra dimension [2]¹. The most strongly coupled and model independent fields in these theories are, respectively, the supersymmetric gluino \tilde{g} (a spin 1/2 Majorana fermion) and the (first) Kaluza-Klein (KK) massive gluon G (a spin 1 boson), with the same quantum numbers as the gluon, and mass around the TeV. Even though the spectra of particles in both theories are very rich, the production of these strongly coupled particles is considered as the smoking gun of the corresponding theories.

Elusiveness of experimental data at the LHC renders it relevant to reconsider, on more general grounds, the hierarchy problem. While gluinos in supersymmetric theories where R -parity is conserved appear in reactions as missing energy, e.g. $\tilde{g} \rightarrow q\bar{q}$, where the gluino mass cannot be reconstructed, present experimental searches on KK-gluon production focus on searching for (narrow) bumps on the invariant mass of its decay products, e.g. in $G \rightarrow q\bar{q}$.

As an attempt to explain the above lack of experimental evidence, theories where the KK gluons constitute a continuum above a mass gap, instead of isolated resonances, have recently been proposed [3–14], as well as unparticle models [15]. In this work, though, we want to explore a more conventional solution: the case of broad KK gluons, with mass M and total width Γ . On one hand, as it is well known, given that KK gluons are generically strongly coupled to heavy SM fermions, the associated decay channels can naturally make them broad resonances. On the other hand, while production cross-sections decrease with increasing values of the mass M , for a fixed value of M experimental bounds tend to deteriorate for larger values of the width Γ , or, in other words, for increasing values of the ratio

$$r \equiv \Gamma/M, \tag{1.1}$$

which leads to milder experimental bounds from direct searches.

In this work, we will concentrate in the production of the first KK mode ($G \equiv G^{(1)}$) of gluons, as they are the most strongly coupled and model independent extra particles in the theory, and consider the effect of broad resonances by computing the pole masses and pole decay widths as the zeros of the inverse renormalized propagator; as it will be shown, this effect cannot be neglected for strongly coupled fields and broad resonances. We will also consider the minimal and most model independent case where only decay

¹The latter is dual to a conformal field theory (CFT) or composite Higgs theory.

channels $G \rightarrow q\bar{q}$, where q are the SM quarks, are considered, as the decay channel $G \rightarrow gg$ is forbidden.

By using MADGRAPH5_AMC [16], we will apply our results to present LHC bounds on $t\bar{t}$ as final state. Previous similar studies have concentrated on narrower ($r < 0.2$) resonances [17, 18], or tried to fit the large forward-backward (FB) asymmetry at the Tevatron using decay channels involving top-quark partners [19–21], or considered the case of KK resonances in the electroweak (model dependent) sector, which then allows lepton channels as possible final states [22, 23]. We will also apply our theoretical results to the study of other final state channels, in particular to $t\bar{t}W$, $t\bar{t}Z$, $t\bar{t}H$, and $t\bar{t}\bar{t}$, whose experimental detection is currently work in progress [24–29].

The present work is organized as follows. In Sec. 2 we introduce the class of five-dimensional (5D) models, whose first KK gluon G is considered in this work. In Sec. 3 we compute the pole mass and pole width of the G resonance by means of one-loop diagrams with propagating quarks, and compare the pole approach for the full propagator with the on-shell approach, which motivates the Breit-Wigner (BW) approximation. The top-quark pair cross-section production $pp \rightarrow t\bar{t}X$ is studied in Sec. 4 as a function of the renormalized mass for fixed values of the width, and as a function of the width for fixed values of the renormalized mass. In both cases we compare our predictions with the available experimental data from ATLAS. The results presented in this section attempt to motivate the use of the full propagator in the experimental analysis of broad resonances. In Secs. 5 and 6, we compare our predictions for the channels $t\bar{t}W$, $t\bar{t}Z$ and $t\bar{t}H$, and $t\bar{t}\bar{t}$, as functions of the renormalized mass and width, with the existing experimental data. The present uncertainty of the experimental data does not allow to draw strong conclusions, albeit the $t\bar{t}\bar{t}$, where the SM prediction is of the same order of magnitude as the contribution from new physics, appears to be the most promising avenue for future experimental and theoretical endeavors. Finally, our conclusions are presented in Sec. 7.

2 The model

Our model is based on a 5D theory which contains a warped extra dimension y , with metric given as $ds^2 = e^{-A(y)}\eta_{\mu\nu}dx^\mu dx^\nu - dy^2$ in proper coordinates, where $\eta_{\mu\nu} = \text{diag}(1, -1, -1, -1)$, and possessing ultra-violet (UV) and infra-red (IR) branes at $y = 0$ and $y = y_1$, respectively. There is also a bulk propagating field ϕ which must stabilize the brane-to-brane distance and give a mass to the (otherwise massless) radion [30]. In fact, one can trade the fifth dimension y by the value of the field ϕ ² by using the

²Note that ϕ is fixed to values ϕ_0 and ϕ_1 by potentials localized in the UV and IR branes, respectively.

superpotential $W(\phi)$ [31], which is a function that characterizes the 5D gravitational metric as

$$\frac{dA}{d\phi} = \frac{\kappa^2}{3} \left(\frac{\partial \log W}{\partial \phi} \right)^{-1}, \quad (2.1)$$

and gives rise to the bulk potential

$$V(\phi) = \frac{1}{8} \left(\frac{\partial W}{\partial \phi} \right)^2 - \frac{\kappa^2}{6} W^2(\phi), \quad (2.2)$$

where $\kappa^2 = 1/(2M^3)$ and M is the 5D Planck scale.

The metric originally proposed by Randall and Sundrum (RS) [2] was Anti-de Sitter in 5D (AdS_5) and, thus, characterized by a constant superpotential $W_{RS} = 6k/\kappa^2$, where k is a constant of the order of the 4D Planck scale. This superpotential leads to the linear behavior $A_{RS}(y) = ky$ characteristic of an AdS_5 theory. It was soon realized that this theory was in conflict with electroweak precision observables, unless the mass of the first KK mode was $\gtrsim 10$ TeV. This fact had an impact on the electroweak sector of the theory, which had to be modified to avoid the electroweak constraints. Two classes of solutions were advocated in the literature to prevent electroweak bounds.

One solution, proposed in Ref. [32], was to enlarge the electroweak gauge sector in the bulk to $SU(2)_L \otimes SU(2)_R \otimes U(1)_{B-L}$, which contains a custodial symmetry $SU(2)_V$, and where $SU(2)_R \otimes U(1)_{B-L} \rightarrow U(1)_Y$ is achieved on the UV brane by boundary conditions, while the whole group is unbroken on the IR brane, where custodial symmetry is intact. In this way, the SM gauge bosons W_L^a, B have $(+, +)$ boundary condition on the (UV, IR) branes, and thus possess zero modes which correspond with the SM gauge bosons, while $W_R^{1,2}, Z_R$ have $(-, +)$ boundary conditions, and thus only with massive modes³. In this case we can consider that the back-reaction of the field ϕ on the metric is negligible and then the superpotential $W(\phi) \simeq W_{RS}$. In this model, left-handed fermions are in $SU(2)_L$ doublets and right-handed ones are arranged in $SU(2)_R$ doublets while the Higgs is a fundamental bidoublet in the bulk. Furthermore, in this class of theories there are also (gauge-Higgs unification) models, with extended custodial gauge groups, for which the Higgs is the fifth component A_5 of an odd gauge field A_μ , which gets a mass from a radiative Coleman-Weinberg mechanism. Now, the electroweak sector is a general gauge group \mathcal{G} broken by boundary conditions to $SU(2)_L \otimes U(1)_Y$ at the UV brane and to the subgroup \mathcal{H} , which contains a custodial symmetry, on the IR brane. Here the Higgs lies along the fifth dimension of the coset group \mathcal{G}/\mathcal{H} , so that the choice of the groups \mathcal{G} and \mathcal{H} defines different models [34–36]. In this general class of models, with an enlarged custodial symmetry in the electroweak

³These massive modes have been recently used to accommodate the $R_{D^{(*)}}$ anomalies [33].

sector, the color group $SU(3)_c$ is unrelated to the electroweak symmetry breaking and thus the gluon sector is pretty much model independent, with KK gluons strongly coupled, as in the RS model, to composite fermions, localized toward the IR brane, as the top quark.

A different proposed solution is to use the stabilizing field ϕ in a regime where the back reaction on the gravitational metric is important near the IR brane and mild near the UV brane, thus, keeping the properties of RS theories to solve the hierarchy problem. In these theories, the back-reaction creates a naked singularity beyond the IR brane and they are dubbed soft-wall (SW) metric theories [6, 37–43]. Typically, theories with strong back-reactions on the metric are characterized by exponential superpotentials, as e.g. $W_{SW} = 6k/\kappa^2 (1 + e^{a\phi})^b$ [44] with a and b real parameters, and a bulk gauge group $SU(3)_c \otimes SU(2)_L \otimes U(1)_Y$, which is just the SM gauge group. In this class of models, we can understand the improvement from the electroweak constraints by the fact that the *physical* Higgs boson profile, $\tilde{h}(y) = h(0)e^{\alpha ky - A(y)}$ with $\alpha > 2$ to solve the hierarchy problem, unlike the case of the RS metric, is peaked away from the IR brane [40], while the KK modes are localized toward the IR brane, which makes their overlap small enough to cope with electroweak constraints for a choice of the model parameters. This analysis was performed in Refs. [45, 46]. Again, in this class of theories as in custodial models, the color group is $SU(3)_c$ and, thus, KK gluons are very much model independent.

In all previous models, the SM fermions are realized as chiral zero modes of 5D fermions, with localization along the fifth dimension determined by a 5D Dirac mass, conveniently chosen as $M_{f_{L,R}} = \mp c_{f_{L,R}} W(\phi)$, where the upper (lower) sign applies for a fermion with left-handed (right-handed) zero mode. With this convention, the fermion zero modes are localized near the UV (IR) brane for $c_{f_{L,R}} > 1/2$ ($c_{f_{L,R}} < 1/2$). Specifically, their wave-functions in the fifth dimension are given by

$$\Psi_{f_{L,R}}^{(0)}(x, y) = f_{L,R}(y) \psi_{L,R}(x), \quad f_{L,R}(y) = \frac{e^{(2-c_{L,R})A(y)}}{[\int dy e^{(1-2c_{L,R})A}]^{1/2}}, \quad (2.3)$$

where $\psi_{L,R}(x)$ are the 4D wave functions. Moreover, after interaction with the Higgs field, the 4D mass of the fermion f is determined by the constants c_{f_L} and c_{f_R} , which in turn determine the overlapping integral with the Higgs wave function, along with the 5D Yukawa couplings. In this way, heavy (light) fermions are localized toward the IR (UV) brane and thus have constants $c_f < 1/2$ ($c_f > 1/2$).

Likewise, the coupling of the quark $q_{L,R}$ with the KK gluon $G^{(n)}$, with normalized

profile $f_{G^{(n)}}$, is given by ⁴

$$g_{G^{(n)}q\bar{q}} = g_s g_q^n(c_q) , \quad g_q^n(c_q) \equiv \int e^{-3A} q^2(y) f_{G^{(n)}}(y) dy , \quad (2.4)$$

where g_s is the strong coupling constant of $SU(3)_c$. As the KK modes $G^{(n)}$ are strongly localized toward the IR brane, it turns out that heavy quarks ($c_q < 1/2$) can be strongly coupled to $G^{(n)}$, while light quarks ($c_q > 1/2$) are weakly coupled.

In the present work, the focus revolves around the couplings of the first KK mode of the gluon (the lightest gluon KK mode) with quarks $q_{L,R}$. For illustrative purposes, the coupling $g_q \equiv g_q^1(c_q)$ is shown in Fig. 1 as a function of the localizing parameter c_q for the two different class of models considered. The lower (solid) curve corresponds to

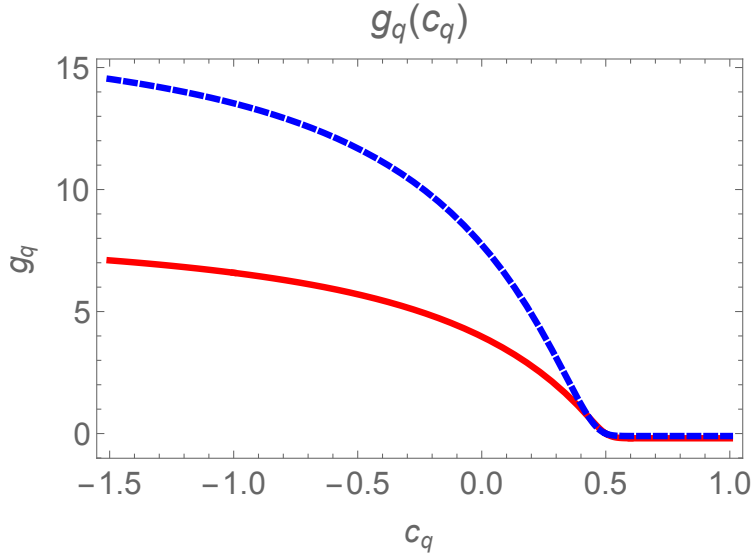


Figure 1: Coupling of the first gluon KK mode G with the quark q as a function of its localizing parameter c_q for two models: the lower (solid) curve corresponds to the RS metric and the upper (dashed) curve to the SW metric for the choice of parameters $a = 0.15$ and $b = 2$.

the RS metric and its limiting value for $c_q < 1/2$, $|c_q| \gg 1$, is $g_q = \sqrt{2ky_1} \simeq 8.4$. In the other limit, when $c_q > 1/2$, $|c_q| \gg 1$, the limiting behavior is $g_q \simeq -0.2$. The upper (dashed) curve corresponds to the considered class of SW models for particular values of the parameters $a = 0.15$, $b = 2$ for which the electroweak oblique observables S and T are minimized [45, 46]. In this case, one gets the behavior $g_q \simeq -0.2$ for UV localized

⁴Notice that, due to the different localization of quarks q_L and q_R , their interaction with the KK modes $G^{(n)}$ is not vector-like, as it happens with its zero mode, the SM gluon $g \equiv G^{(0)}$.

quarks, while for quarks localized toward the IR we see that $g_q \simeq 15$. Needless to say, coupling values $\alpha_q = g_q^2/4\pi \gtrsim 4\pi$ will give rise to non-perturbative behaviors and will make perturbative calculations absolutely untrustworthy. The plots in Fig. 1 illustrate two sort of extreme examples of 5D theories with a warped extra dimension. We expect that for arbitrary theories, the values of the coupling g_q will fall in the region of values that appear in Fig. 1.

In this work, we consider the right-handed top t_R as the most strongly coupled fermion so that g_{t_R} is kept as a free parameter. On the other hand, in view of the strong constraints on the coupling of the left-handed bottom to the Z boson, $\delta g_{Zb_L\bar{b}_L} = (0.33 \pm 0.17) \times 10^{-2}$ [47], and given that $g_{t_L} = g_{b_L}$ due to $(t_L, b_L)^T$ being part of an $SU(2)_L$ doublet, we will fix $g_{t_L} = g_{b_L} = g_{b_R} = 1$. In the absence of a UV theory for flavor, fixing the mass of the third generation quarks can be easily done with the help of 5D Yukawa couplings. Finally, we will localize the quarks q_L and q_R of the first and second generation $q = u, d, c, s$ near the UV brane, such that $g_{q_{L,R}} \simeq -0.2$.

In the next section, we will compute the total decay rate $\Gamma = \sum_q \Gamma(G \rightarrow q\bar{q})$ and we will see that it depends on the coupling g_{t_R} , so that we will trade the free parameter g_{t_R} by the total width Γ . Moreover, as the coupling of G with two gluons vanishes, by orthonormality of the wave functions, quarks are the only decay channels that we will consider in this work.

3 Mass and width of the KK gluon

In this section, we first calculate the heavy KK-gluon vacuum polarization (VP) at one-loop, associated to the effect of virtual quark-antiquark pairs of given chirality, and, next, resum its effect into the KK-gluon propagator. After that, we renormalize the propagator following two different approaches: the *pole approach*, where the renormalized VP function remains exact, and the *on-shell approach*, where this function is expanded around the KK-gluon mass, and thus approximated by a Breit-Wigner function. Finally, we explain how to calculate the corresponding mass and width of the KK-gluon resonance in each approach and compare both sets of parameters.

3.1 Vacuum polarization and renormalization

The one-loop contribution from quarks $q = \begin{pmatrix} q_L \\ q_R \end{pmatrix}$ to the KK-gluon VP, $\Pi_{\mu\nu}^{ab}(q^2)$, where $a, b = 1, \dots, 8$ are indices in the $SU(3)$ Lie algebra, is written as

$$i\Pi_{\mu\nu}^{ab}(q^2) = i\delta^{ab} [g_{\mu\nu}q^2\Pi(q^2) - q_\mu q_\nu\Delta(q^2)] \quad , \quad (3.1)$$

with $\Pi(q^2) = \bar{\Pi}(q^2) + \delta M^2/q^2$ and

$$\begin{aligned}
\bar{\Pi}(q^2) &= \Delta(q^2) + \frac{g_s^2}{4\pi^2} \sum_q g_{qA}^2 \frac{m_q^2}{q^2} [2 + F(q^2)] , \\
\Delta(q^2) &= -\frac{g_s^2}{24\pi^2} \sum_q (g_{qV}^2 + g_{qA}^2) \left[\frac{2}{\varepsilon} - \gamma_E + \ln 4\pi + \ln \frac{\mu^2}{m_q^2} \right. \\
&\quad \left. + \frac{5}{3} \left(1 + \frac{12m_q^2}{5q^2} \right) + \left(1 + \frac{2m_q^2}{q^2} \right) F(q^2) \right] , \\
\delta M^2 &= \frac{g_s^2}{4\pi^2} \sum_q g_{qA}^2 m_q^2 \left(\frac{2}{\varepsilon} - \gamma_E + \ln 4\pi + \ln \frac{\mu^2}{m_q^2} \right) ,
\end{aligned} \tag{3.2}$$

where q^2 is the squared KK-gluon momentum, g_s is the QCD coupling constant with $\alpha_s = g_s^2/4\pi$, $g_{qV,A} \equiv (g_{qL} \pm g_{qR})/2$ are the vector and axial KK-gluon-quark couplings, in units of g_s , defined in terms of the corresponding left- and right-handed ones, ε the regulator of the ultraviolet divergence, γ_E the Euler-Mascheroni constant, μ the arbitrary scale which appears in dimensional regularization, m_q the quark mass, and $F(q^2)$ the loop associated function given by

$$F(q^2) = \begin{cases} \sqrt{1 - \frac{4m_q^2}{q^2}} \left(\ln \frac{1 - \sqrt{1 - \frac{4m_q^2}{q^2}}}{1 + \sqrt{1 - \frac{4m_q^2}{q^2}}} + i\pi \right) & \text{for } q^2 \geq 4m_q^2 \\ -2\sqrt{\frac{4m_q^2}{q^2} - 1} \arctan \frac{1}{\sqrt{\frac{4m_q^2}{q^2} - 1}} & \text{for } q^2 < 4m_q^2 . \end{cases} \tag{3.3}$$

The correction of the former contribution to the KK-gluon propagator after resummation is given by

$$\begin{aligned}
iG_{\mu\nu}^{ab} &= iG_{\mu\nu}^{(0)ab} + iG_{\mu\alpha}^{(0)ac} i\Pi_{cd}^{\alpha\beta}(q^2) iG_{\beta\nu}^{(0)db} + \dots \\
&= i\delta^{ab} \left[\frac{-g_{\mu\nu} + \frac{q_\mu q_\nu}{q^2}}{q^2 - M_0^2} \left(1 + \frac{q^2 \Pi(q^2)}{q^2 - M_0^2} \right) + \frac{q_\mu q_\nu}{q^2} \frac{1}{M_0^2} \text{ terms} + \dots \right] \\
&= i\delta^{ab} \left(\frac{-g_{\mu\nu} + \frac{q_\mu q_\nu}{q^2}}{q^2 - M_0^2 - q^2 \Pi(q^2)} + \frac{q_\mu q_\nu}{q^2} \frac{1}{M_0^2} \text{ terms} \right) ,
\end{aligned} \tag{3.4}$$

where $iG_{\mu\nu}^{(0)ab} = i\delta^{ab} \frac{-g_{\mu\nu} + \frac{q_\mu q_\nu}{M_0^2}}{q^2 - M_0^2}$ is the propagator at zeroth order in the unitary gauge and M_0 the KK-gluon bare mass. The $q_\mu q_\nu$ terms give rise to suppressed contributions in processes where the external particles have small masses compared to the KK-gluon mass, as is the case in the present work.

The correction of the KK-gluon propagator is divergent and must be renormalized. In order to regularize $\Pi(q^2)$ in Eq. (3.2), one can define $\widehat{\Pi}(q^2) \equiv \bar{\Pi}(q^2) - \Re\bar{\Pi}(q_0^2)$ and thus

$$\begin{aligned} q^2 - M_0^2 - q^2\Pi(q^2) &= (q^2 - M^2) [1 - \Re\bar{\Pi}(q_0^2)] - q^2\widehat{\Pi}(q^2) \\ &= [1 - \Re\bar{\Pi}(q_0^2)] [q^2 - M^2 - q^2\widehat{\Pi}(q^2)] + \mathcal{O}(g^4), \end{aligned} \quad (3.5)$$

where higher powers of the coupling constant are neglected⁵. The parameter M is an observable finite mass defined from $M_0^2 + \delta M^2 \equiv M^2 [1 - \Re\bar{\Pi}(q_0^2)]$, where q_0 is some chosen subtraction point used as the renormalization scale⁶. The prefactor $1 - \Re\bar{\Pi}(q_0^2)$ in front of the renormalized KK-gluon propagator is used for the renormalization of the coupling constant $g_0^2 \equiv g^2 [1 - \Re\bar{\Pi}(q_0^2)]$.

Bearing in mind that the KK-gluon propagator is attached to two vector minus axial-vector currents weighted by the coupling constants, the net effect of renormalization for its transverse part is⁷

$$\frac{g_0^2 \left(-g_{\mu\nu} + \frac{q_\mu q_\nu}{q^2} \right)}{q^2 - M_0^2 - q^2\Pi(q^2)} \longrightarrow \frac{g^2 \left(-g_{\mu\nu} + \frac{q_\mu q_\nu}{q^2} \right)}{q^2 - M^2 - q^2\widehat{\Pi}(q^2)} + \mathcal{O}(g^6), \quad (3.6)$$

which from this point onwards is considered as the propagator to be used in our calculations.

3.2 Pole approach

Within the so-called *pole approach* framework [48–50], the renormalized propagator in Eq. (3.6) does not have a pole at $q^2 = M^2$. In the pole approach, the expression $D(q^2) = q^2 - M^2 - q^2\widehat{\Pi}(q^2)$ is separated into its real and imaginary parts and is defined in the first Riemann sheet as $D_I(s) = s - M^2 - s[\Re\bar{\Pi}_+(s) - \Re\bar{\Pi}(q_0^2)] - is\Im\bar{\Pi}_+(s)$, with $s = q^2$ and $\bar{\Pi}_+(s) \equiv \bar{\Pi}(s + i\epsilon)$ (ϵ is an infinitesimal positive definite parameter). Due to the

⁵In the rest of this section, $g \equiv g_s$ is used for notational simplicity.

⁶The values of M and g depend on the chosen renormalization scale. For two different subtraction points $q_{0,i}$, with respective renormalized mass M_i ($i = 1, 2$), we have $M_2^2/M_1^2 = 1 + \Re\bar{\Pi}(q_{0,2}^2) - \Re\bar{\Pi}(q_{0,1}^2) + \mathcal{O}(g^4)$. The same goes for g .

⁷The terms proportional to $q_\mu q_\nu/q^2$ in the longitudinal part of the propagator are also renormalized: $g_0^2/M_0^2 \rightarrow g^2/M^2 + \mathcal{O}(g^4)$.

presence of the quark threshold ⁸, the complex function $\bar{\Pi}(s)$ is analytical everywhere in the complex plane with exception of a branch cut on the real s -axis starting at $4m_t^2$ up to $+\infty$, the so-called unitary cut, which is associated to the bi-valued nature of the square root function. Accordingly, in addition to the physical sheet (the first Riemann sheet), there is an unphysical sheet (the second Riemann sheet) where the poles associated to resonances are found. The discontinuity across the cut is given by

$$\begin{aligned} \text{Disc}\bar{\Pi}(s) &= \bar{\Pi}(s + i\epsilon) - \bar{\Pi}(s - i\epsilon) \\ &= \bar{\Pi}(s + i\epsilon) - \bar{\Pi}^*(s + i\epsilon) = 2i\Im\bar{\Pi}_+(s) , \end{aligned} \quad (3.7)$$

where in the second equality the Schwarz reflection principle, $\bar{\Pi}^*(s + i\epsilon) = \bar{\Pi}(s - i\epsilon)$, has been used because the function is purely real below the threshold. The analytical continuation from the first to the second Riemann sheet is given by

$$\begin{aligned} \bar{\Pi}_{\text{II}}(s + i\epsilon) &= \bar{\Pi}(s - i\epsilon) = \bar{\Pi}(s + i\epsilon) - \text{Disc}\bar{\Pi}(s) \\ &= \Re\bar{\Pi}_+(s) - i\Im\bar{\Pi}_+(s) \equiv \bar{\Pi}_-(s) . \end{aligned} \quad (3.8)$$

In summary, the final form of the propagator's denominator $D(s)$ from which one ought to look for poles in the second Riemann sheet is

$$D_{\text{II}}(s) = s - M^2 - s[\Re\bar{\Pi}_+(s) - \Re\bar{\Pi}(q_0^2)] + is\Im\bar{\Pi}_+(s) . \quad (3.9)$$

Since the function $\bar{\Pi}(s)$ also contains an implicit dependence on the modulus of the quark three-momentum, $p(s) = \sqrt{s - 4m^2}/2$, the convention for defining the two different Riemann sheets is (I,II) $\equiv (+, -) : (\Im p > 0, \Im p < 0)$ for the first and second sheets, respectively. In practice, one can move from one sheet to the other by replacing $p(s) \rightarrow -p(s)$ in $D(s)$ and, therefore, $D_{\text{I}}(s) \equiv D[s, p(s)]$ and $D_{\text{II}}(s) \equiv D[s, -p(s)]$, as can be seen by inspecting Eq. (3.2).

Once the parametric values of the KK-gluon mass M and the KK-gluon-quark couplings (or g_{t_R} in this simplified analysis ⁹) are given, or in the future possibly extracted from LHC experimental data, the true resonance parameters, the so-called *pole* parameters, which are model- and process-independent, are obtained from the solution of the pole equation $D_{\text{II}}(s_p) = 0$ with $s_p \equiv M_p^2 - iM_p\Gamma_p$, where M_p and Γ_p are the *pole mass* and the *pole width* of the resonance. If for real s , $\bar{\Pi}_+(s) =$

⁸In the following, we consider the approximation that all quarks, excluding the top quark, are massless. This approximation is valid since $M \gg m_q$ for $q = u, d, s, c, b$. Due to this simplification, there is effectively only one quark threshold and it is located at $4m_t^2$.

⁹As stated before, all quark chiral couplings excluding the top right one are fixed to predetermined values. In this way, the analysis is performed just in terms of M and g_{t_R} .

$\Re\Pi_+(s) + i\Im\bar{\Pi}_+(s)$, then for arbitrary complex s , $\bar{\Pi}_+(s) = \Re\bar{\Pi}_+(s) - \Im\bar{\Pi}_+(s) + i[\Im\Re\bar{\Pi}_+(s) + \Re\Im\bar{\Pi}_+(s)]$, that is,

$$\begin{aligned} D_{\Pi}(s_p) &= s_p - M^2 - s_p[\Re\bar{\Pi}_+(s_p) - \Im\bar{\Pi}_+(s_p) - \Re\bar{\Pi}(q_0^2)] \\ &\quad - i s_p[\Im\Re\bar{\Pi}_+(s_p) + \Re\Im\bar{\Pi}_+(s_p)] = 0 . \end{aligned} \quad (3.10)$$

3.3 On-shell approach

An alternative framework, the so-called *on-shell approach* [48–50], is based on an expansion of $\bar{\Pi}(q^2)$ around $q^2 = M^2$ allowing the full propagator to have a pole at $q^2 = M^2$ with some residue (field-strength renormalization) \mathcal{Z} . Taking only the real part of the propagator's denominator ¹⁰,

$$\begin{aligned} q^2 - M_0^2 - q^2\Re\Pi(q^2) &= q^2 - (M_0^2 + \delta M^2) - q^2\Re\bar{\Pi}(q^2) \\ &= (q^2 - M^2) [1 - \Re\bar{\Pi}(M^2) - q^2\Re\bar{\Pi}'(M^2)] + \mathcal{O}(q^2 - M^2)^2 \\ &\equiv (q^2 - M^2)\mathcal{Z}^{-1} + \mathcal{O}(q^2 - M^2)^2 , \end{aligned} \quad (3.11)$$

where $\Re\bar{\Pi}'(M^2) \equiv \left. \frac{d\Re\bar{\Pi}(q^2)}{dq^2} \right|_{q^2=M^2}$ and $\mathcal{Z}^{-1} = 1 - \Re\bar{\Pi}(M^2) - M^2\Re\bar{\Pi}'(M^2)$. When the imaginary part of $\Pi(q^2)$ is included, the final form of the relevant part of the propagator is written as

$$\begin{aligned} \frac{g_0^2 \left(-g_{\mu\nu} + \frac{q_\mu q_\nu}{q^2} \right)}{q^2 - M_0^2 - q^2\Pi(q^2)} &\longrightarrow \frac{g^2 [1 - \Re\bar{\Pi}(M^2)] \mathcal{Z}}{q^2 - M^2 - i\mathcal{Z}q^2\Im\bar{\Pi}(q^2)} \left(-g_{\mu\nu} + \frac{q_\mu q_\nu}{q^2} \right) \\ &= \frac{g^2 [1 + M^2\Re\bar{\Pi}'(M^2)]}{q^2 - M^2 - iq^2\Im\bar{\Pi}(q^2)} \left(-g_{\mu\nu} + \frac{q_\mu q_\nu}{q^2} \right) + \mathcal{O}(g^6) . \end{aligned} \quad (3.12)$$

One can easily check that the final expressions for the relevant part of the propagator appearing in Eq. (3.6), with $q_0 = M$, and Eq. (3.12) are equivalent at $\mathcal{O}(q^2 - M^2)^2$.

In the on-shell approach, the expression $q^2 - M^2 - i\mathcal{Z}q^2\Im\bar{\Pi}(q^2)$ closely resembles the relativistic Breit-Wigner (BW) formula $q^2 - M^2 + iM\Gamma$. If $q^2\Im\bar{\Pi}(q^2)$ is small, so that the resonance is narrow, one can approximate $q^2\Im\bar{\Pi}(q^2)$ as $M^2\Im\bar{\Pi}(M^2)$ over the width of the resonance. Then, one has precisely the BW form with the identification

$$\Gamma = -\mathcal{Z}M\Im\bar{\Pi}(M^2) = -M\Im\bar{\Pi}(M^2) + \mathcal{O}(g^4) . \quad (3.13)$$

For a broad resonance, as it may well be the case for the heavy KK gluon, the full energy dependence of $s\Im\bar{\Pi}(s)$ must be taken into account though.

¹⁰In this approach, the subtraction point will be chosen to be $q_0 = M$.

3.4 Comparison between on-shell and pole approaches

In order to see the differences between the two approaches, let us numerically compare the values of the renormalized on-shell mass M and width Γ with those of the pole mass M_p and width Γ_p (at the subtraction point $q_0 = M$) as a function of the right-handed top normalized coupling constant g_{t_R} for different values of M . As an example, for the benchmark point $(M, g_{t_R}) = (2 \text{ TeV}, 5)$, in the on-shell approach one gets, based on Eq. (3.13)¹¹,

$$\begin{aligned} \Gamma &= \sum_q \Gamma(G \rightarrow q\bar{q}) = \frac{g_s^2}{24\pi} M \sum_q \sqrt{1 - \frac{4m_q^2}{M^2}} \\ &\times \left[g_{qV}^2 \left(1 + \frac{2m_q^2}{M^2} \right) + g_{qA}^2 \left(1 - \frac{4m_q^2}{M^2} \right) \right] = 0.371 \text{ TeV} . \end{aligned} \quad (3.14)$$

In the pole approach, using Eq. (3.10) for the determination of the pole parameters in the second Riemann sheet of the complex plane, one gets $(M_p, \Gamma_p) \simeq (1.96, 0.387) \text{ TeV}$ for the pole mass and width, respectively. If, instead of the relativistic definition $s_p \equiv M_p^2 - iM_p\Gamma_p$, the non-relativistic inspired one $s_p = (M_p - i\Gamma_p/2)^2$ is used, the result is modified by less than five per mille. This modification is stable under changes in M but grows as g_{t_R} increases. For the highest values of the right-handed top coupling considered, $g_{t_R} \simeq 10$, the modification raises up to 6%. In Fig. 2, we plot the relative differences between the pole and renormalized on-shell masses (*left panel*), $1 - M/M_p$, and corresponding widths (*right panel*), $1 - \Gamma/\Gamma_p$, for the two values $M = 1 \text{ TeV}$ and 5 TeV , as a function of the ratio $r \equiv \Gamma/M$ in the range $r \in [0.1, 0.8]$ ¹². As it can be seen, the renormalized on-shell mass is always bigger than the pole mass, $M > M_p$, for any value of the ratio r , with the absolute maximum relative difference being around 45%(41%) at $r \simeq 0.8$ for $M = 1(5) \text{ TeV}$, respectively. Regarding the widths, the behavior depends upon the value of r : for $r \lesssim 0.45$, the widths satisfy $\Gamma < \Gamma_p$, reaching a difference of around 5%(4%) at $r \simeq 0.25$, while for $r \gtrsim 0.45$ one finds $\Gamma > \Gamma_p$, reaching an absolute maximum difference of around 36%(26%) at $r \simeq 0.8$.

¹¹The value of the QCD coupling constant is taken to be $g_s(M_Z^2) = 1.2172 \pm 0.0052$, or $\alpha_s(M_Z^2) = 0.1179 \pm 0.0010$, which leads after the renormalization group equation (RGE) running to $g_s(M^2) = 1.027(0.985)$ for $M = 2(5) \text{ TeV}$. Hereafter, for simplicity, we consider $g_s(M^2) \simeq 1$ in all numerical calculations.

¹²The corresponding right-handed top coupling g_{t_R} can be obtained from Eq. (3.14), once the renormalized on-shell mass M , the ratio r and the rest of chirality quark couplings are fixed.

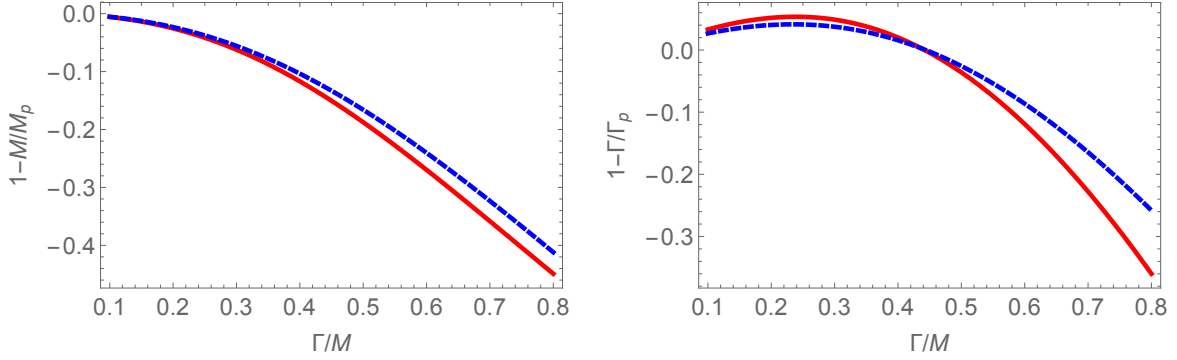


Figure 2: Plot of $1 - M/M_p$ (left panel) and $1 - \Gamma/\Gamma_p$ (right panel) as a function of the ratio Γ/M for two values of the renormalized on-shell mass, $M = 1$ TeV (solid red lines) and 5 TeV (dashed blue lines).

4 Top-quark pair production at the LHC

In the previous section, the on-shell and pole approaches have been compared in the construction of the heavy KK-gluon propagator. In this section, we consider the different effects of the two approaches in a measurable physical process, the top-quark pair production at the LHC, that is, the $pp \rightarrow t\bar{t}X$ reaction, mediated by the SM and the KK gluon G , where X represents unobserved hadrons.

The hadronic cross-section can be written schematically as [51]

$$\sigma(pp \rightarrow t\bar{t}X) = \int_0^s d\hat{s} \int_{\frac{1}{2}\log(\hat{s}/s)}^{\frac{1}{2}\log(s/\hat{s})} \frac{dy}{s} \sum_{a,b=q,\bar{q},g} f_a^{(p)}(x_1) f_b^{(p)}(x_2) \hat{\sigma}(ab \rightarrow t\bar{t}), \quad (4.1)$$

where $\hat{\sigma}(ab \rightarrow t\bar{t})$ is the partonic cross-section and $f_a^{(p)}(x_1)dx_1$ is the probability that a parton of type a carries a fraction of the incident proton momentum that lies between x_1 and $x_1 + dx_1$ (similarly for partons within the other incident proton). Moreover, \hat{s} is the squared invariant mass of the $t\bar{t}$ system, $\hat{s} = x_1 x_2 s$, where $s = (13 \text{ TeV})^2$ is the squared center-of-mass energy of the proton-proton system, $x_{1,2} = \sqrt{\hat{s}/s} e^{\pm y}$, and y is the rapidity of the top-quark pair.

To illustrate the effects described in the previous section, we first discuss the partonic cross-section $q\bar{q} \rightarrow G^* \rightarrow t\bar{t}$ for $q \neq t$ ¹³.

¹³The case $a, b = g$ does not contribute to the KK-gluon cross-section since the vertex ggG vanishes.

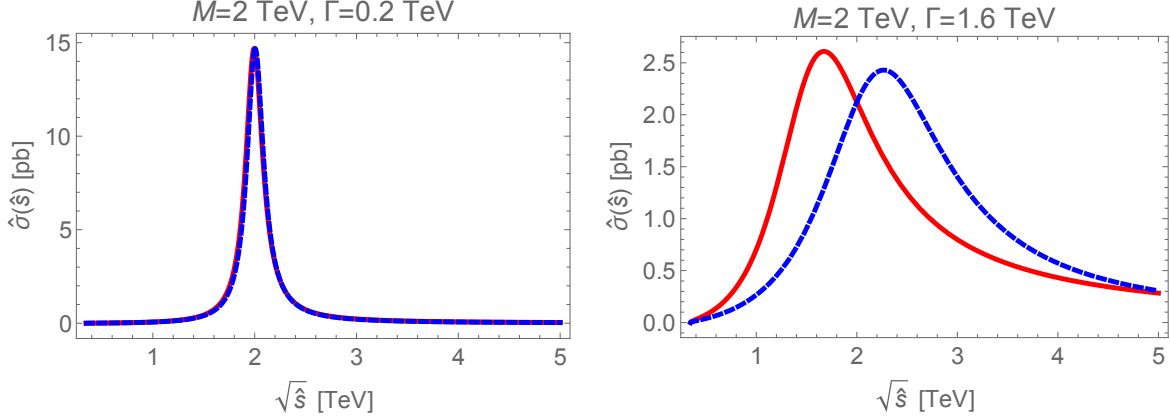


Figure 3: $q\bar{q} \rightarrow G^* \rightarrow t\bar{t}$ partonic cross-section as a function of the invariant mass of the top-quark pair for a KK gluon of $M = 2$ TeV with a “narrow” width of $\Gamma = 200$ GeV (left panel) and a “broad” width of $\Gamma = 1.6$ TeV (right panel), respectively. The red solid lines correspond to the full propagator and the blue dashed lines to the BW propagator with on-shell parameters.

4.1 The partonic cross-section

The cross-section of the Drell-Yan process at the partonic level $q\bar{q} \rightarrow G^* \rightarrow t\bar{t}$ is given by

$$\begin{aligned} \hat{\sigma}(q\bar{q} \rightarrow G^* \rightarrow t\bar{t}) &= \frac{g_s^4(M)}{54\pi} \frac{\hat{s}}{|D(\hat{s})|^2} \sqrt{1 - \frac{4m_t^2}{\hat{s}}} \\ &\times (g_{qV}^2 + g_{qA}^2) \left[g_{tV}^2 \left(1 + \frac{2m_t^2}{\hat{s}} \right) + g_{tA}^2 \left(1 - \frac{4m_t^2}{\hat{s}} \right) \right], \end{aligned} \quad (4.2)$$

where two different versions of the KK-gluon propagator denominator, $D(\hat{s})$, are to be assessed

$$\begin{cases} \text{Full propagator:} & D_{\text{full}}(\hat{s}) = \hat{s} - M^2 - \hat{s}\widehat{\Pi}(\hat{s}), \\ \text{BW propagator:} & D_{\text{os}}(\hat{s}) = \hat{s} - M^2 + iM\Gamma. \end{cases} \quad (4.3)$$

In Fig. 3, we present, as an example, the partonic cross-sections for the case of a KK gluon with a renormalized on-shell mass of $M = 2$ TeV and two different widths Γ . Specifically, on the *left panel*, a relatively narrow heavy gluon with $\Gamma = 200$ GeV, i.e. $r = 0.1$, is shown and, on the *right panel*, a broad one with $\Gamma = 1.6$ TeV, i.e. $r = 0.8$, is displayed. In both instances, we employ the two versions of the propagator (cf. Eq. (4.3)), i.e. the full propagator D_{full} (red solid lines) and the BW propagator

with on-shell parameters D_{os} (blue dashed lines). As one can clearly see, the two cross-sections are indistinguishable for narrow resonances, while, for broad ones, the location and height of the peaks are different, as well as their effective width. This is explained as follows. In the narrow case, the pole parameters associated to $(M, \Gamma) = (2, 0.2)$ TeV are $(M_p, \Gamma_p) = (1.989, 0.206)$ TeV, thus making no substantial difference. In the broad case, however, $(M, \Gamma) = (2, 1.6)$ TeV and the corresponding pole parameters are found to be $(M_p, \Gamma_p) = (1.405, 1.256)$ TeV; thus, $|D_{\text{full}}(\hat{s})|^{-1}$ peaks roughly at the pole mass, with a larger height and narrower shape than $|D_{\text{os}}(\hat{s})|^{-1}$ (which, in turn, is located at the on-shell mass), as a result of the pole width being smaller compared to its on-shell counterpart. In the limit $m_t^2/\hat{s} \rightarrow 0$, which is a very good approximation, the partonic cross-section is proportional to $\hat{s}/|D(\hat{s})|^2$; as a consequence, the two peaks are displaced to higher values of the top-antitop invariant mass, keeping their relative distance approximately constant, and their corresponding heights are made more alike.

As explained in Sec. 3.2, the resonance pole position for a specific parametrization of the propagator is obtained from $D_{\text{II}}(s_p) = 0$, with $s_p = M_p^2 - iM_p\Gamma_p$. For the on-shell approach, the pole parameters are trivially identified as $(M_p, \Gamma_p)|_{\text{os}} = (M, \Gamma)$, while for the pole approach they are extracted from Eq. (3.10). Using, again, the examples of narrow and broad resonances from above, the pole positions in each approach are, respectively, $(M_p, \Gamma_p)|_{\text{os}} = (2, 0.2)$ TeV and $(M_p, \Gamma_p)|_{\text{pole}} = (1.989, 0.206)$ TeV for $(M, \Gamma) = (2, 0.2)$ TeV, and $(M_p, \Gamma_p)|_{\text{os}} = (2, 1.6)$ TeV and $(M_p, \Gamma_p)|_{\text{pole}} = (1.405, 1.256)$ TeV for $(M, \Gamma) = (2, 1.6)$ TeV. Since the pole position in the complex plane identifies a resonance with its mass and width, we see that, for the same renormalized (M, Γ) values, one can obtain two different sets of pole parameters, and, therefore, allegedly two different KK gluons depending on the propagator parametrization employed. This, clearly, is nonsense: the pole position of the KK gluon is unique and, thus, independent of the parametrization used. Similarly, if one instead fixes (M_p, Γ_p) , then two different sets of KK-gluon cross-section results can be obtained depending on the chosen propagator parametrization that would then need to be confronted with the available experimental data. Given this situation, we strongly recommend the use of the pole approach, that is, the full propagator, as it is the most complete and appropriate parametrization of the resonance. The on-shell approach, based on a BW description of the resonance, which is considered the simplest and, therefore, easiest to implement, is only a valid approximation for narrow resonances which are far from other resonances and thresholds; accordingly, we strongly discourage using it, specially in the context of the present work.

4.2 The proton cross-section

In this subsection, the cross-section for top-quark pair production in proton-proton collisions via an off-shell KK gluon produced in the s -channel, $pp \rightarrow G^* \rightarrow t\bar{t}$, is computed for several values of the renormalized mass M and the ratio r , Eq. (1.1), using MADGRAPH5_AMC [16]. We provide predictions for the two different propagator parametrizations discussed above, that is, the BW propagator with on-shell parameters and the full propagator, and compare our results with experimental data when available.

First of all, and in order to illustrate the effect of broad resonances on experimental detection, we display in Fig. 4 the proton-proton integrated cross-section as a function of the top-antitop invariant mass $\sqrt{\hat{s}}$ for $r = 0.1$ (left panel) and $r = 0.8$ (right panel). In both cases, the renormalized on-shell mass is set to $M = 2$ TeV. The number

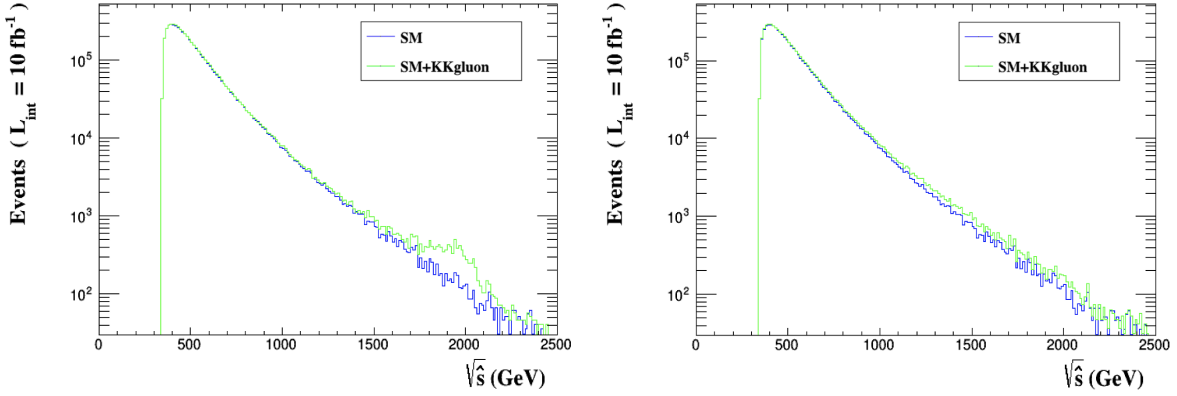


Figure 4: $pp \rightarrow t\bar{t}$ integrated cross-section as a function of the top-antitop invariant mass $\sqrt{\hat{s}}$ for $r = 0.1$ (left panel) and $r = 0.8$ (right panel). In both cases, the renormalized on-shell mass is set to $M = 2$ TeV. The number of distributed events is 10^6 and the integrated luminosity is assumed to be 10 fb^{-1} . The blue lines correspond to the SM contribution alone and the green lines to the SM and KK-gluon contributions.

of distributed events is 10^6 and the integrated luminosity is assumed to be 10 fb^{-1} . The calculation performed by MADGRAPH5_AMC [16] of both the SM background and the KK-gluon signal is at leading order. The blue lines correspond to the SM contribution alone and the green lines to the SM and KK-gluon contributions, where the KK-gluon contributions are calculated using the full propagator. As shown, for $r = 0.1$, or equivalently $\Gamma = 200$ GeV, the effect of the narrow KK gluon is clearly seen as a bump at $\sqrt{\hat{s}} \simeq 2$ TeV standing up over the SM background. This behavior makes it easier to isolate the signal and allows for the discovery of such a narrow resonance. On the contrary, for $r = 0.8$, corresponding to a broad KK gluon with $\Gamma = 1.6$ TeV, the bump disappears and its effect is spread in a much wider region of $\sqrt{\hat{s}}$, making it

more difficult to extract a possible signal from the background. Once again, we want to stress that Fig. 4 is for illustrative purpose only.

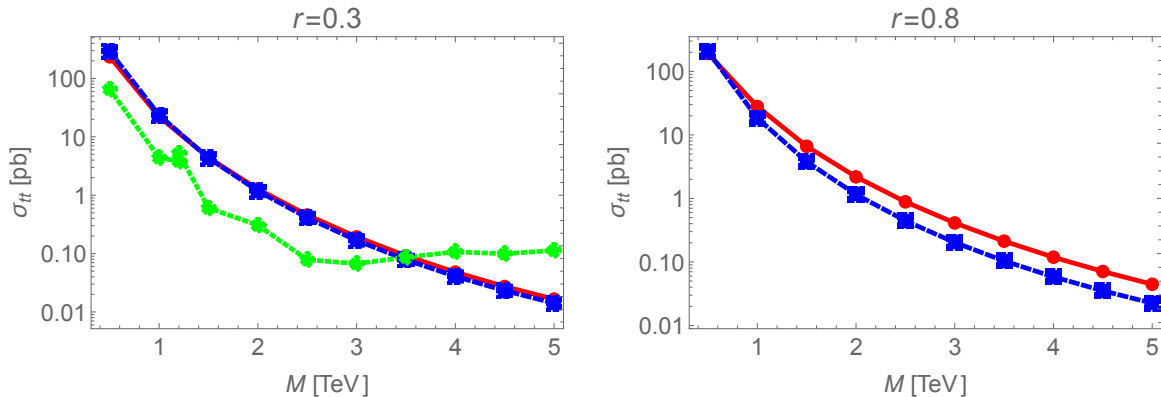


Figure 5: $pp \rightarrow G^* \rightarrow t\bar{t}$ integrated cross-section as a function of the renormalized on-shell mass M for the ratio $r = 0.3$ (left panel) and $r = 0.8$ (right panel). The red solid lines correspond to the full propagator, the blue dashed lines to the BW propagator with on-shell parameters, and the green dotted line to the experimental 95% CL upper limit observed by the ATLAS collaboration [52].

In Fig. 5, we display the proton-proton integrated cross-section as a function of M for $r = 0.3$ (left panel) and $r = 0.8$ (right panel). The red solid lines correspond to the predictions based on the full propagator, while the blue dashed ones are based on the BW propagator with on-shell parameters. The cross-sections are calculated for the same values as the ATLAS collaboration in Ref. [52], namely, from $M = 0.5$ TeV to 5 TeV in steps of 0.5 TeV. All the values shown are computed from simulations with 10^5 events. As expected, the predicted values decrease when the KK-gluon on-shell mass increases.

For the $r = 0.3$ case, the predictions for the two types of propagators are almost indistinguishable, the reason being the low value of the KK-gluon on-shell width Γ with respect to its mass M , a behaviour already anticipated at the partonic level. These two sets of predictions are compared with the experimental 95% CL upper limits observed by the ATLAS collaboration in Ref. [52] (green dotted line). Note that the two experimental values for the cross-section at $M = 1.2$ TeV correspond to the resolved and boosted analysis methods taken by ATLAS. Our values using the BW propagator are very similar to the theoretical prediction displayed in Fig. 12 of Ref. [52] by the red line. As it can be seen in Fig. 5, values of the KK-gluon on-shell mass $\lesssim 3.5$ TeV for a resonance with $r = 0.3$ are excluded at the 95% CL for both propagator parametrizations.

For the $r = 0.8$ case, the two sets of predictions are clearly distinguishable, with the cross-section values from the full propagator being always bigger than those of the BW propagator for all values of M . There is a simple explanation for this behavior: as we have already discussed before, the pole mass is smaller than the renormalized one, $M_p < M$; consequently, the maximum of the partonic cross-section computed using the full propagator takes place at a $\sqrt{\hat{s}}$ value that is smaller than the corresponding one for the BW propagator (cf. Fig. 3). At the proton level, a resonance with mass M_p is thus more copiously produced than a resonance with a larger mass M , and, consequently, the cross-section computed with the full propagator is larger than the cross-section obtained with the BW propagator, in agreement with both panels in Fig. 5. In addition, and as we saw in Fig. 2, the larger the value of r , the smaller the M_p/M ratio, which in turn leads to a larger ratio of cross-sections, $\sigma_{tt}^{\text{full}}/\sigma_{tt}^{\text{BW}}$. This explains the difference between both panels in Fig. 5. Unfortunately, there currently is no experimental data for $r = 0.8$ to compare with our results. Notwithstanding this, one can see that an experimental exclusion line would exclude smaller values of M in the case of the BW propagator as compared to the full propagator. In fact, if one assumes an approximately flat crossing, then the difference would be of order 0.5 TeV for $M \geq 1.5$ TeV.

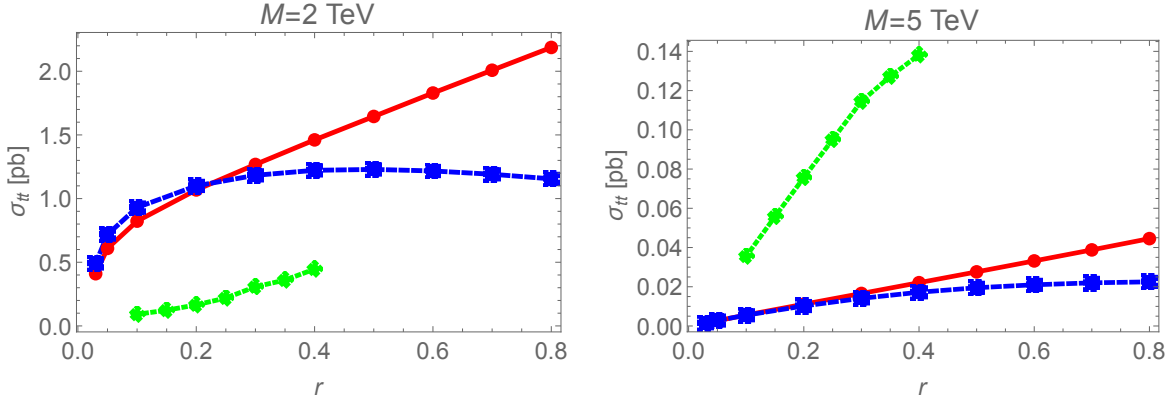


Figure 6: $pp \rightarrow G^* \rightarrow t\bar{t}$ integrated cross-section as a function of the ratio $r = \Gamma/M$ for the renormalized on-shell mass $M = 2$ TeV (left panel) and 5 TeV (right panel). The red solid lines correspond to the full propagator, the blue dashed lines to the BW propagator with on-shell parameters, and the green dotted line to the experimental 95% CL upper limit observed by the ATLAS collaboration [52].

Similarly, in Fig. 6 we display the proton-proton integrated cross-section as a function of r for $M = 2$ TeV (left panel) and 5 TeV (right panel). The cross-sections are calculated for values of r ranging from $r = 0.1$ to $r = 0.8$, while the experimental ATLAS values [52] range from $r = 0.1$ to $r = 0.4$. We also include predicted values

for $r = 0.03$ and $r = 0.05$ to test the convergence of both approaches for very narrow resonances. Using the full propagator, the predicted cross-sections increase as r , or equivalently Γ , increases; this is the case for the two values of M analyzed here. Contrary to this, when the BW propagator is used, the predicted cross-sections appear to approach a constant value for $r \gtrsim 0.4$. Qualitatively, the results from Fig. 6 can be explained by the fact that the pole mass is always smaller than the renormalized one, $M_p < M$, and, as already discussed above, the larger r is, the smaller the ratio M_p/M becomes (cf. Fig. 2). This means that the ratio of cross-sections computed with full and BW propagators, $\sigma_{tt}^{\text{full}}/\sigma_{tt}^{\text{BW}}$, increases for larger values of r , in agreement with both panels in Fig. 6. Furthermore, the left panel in Fig. 2 also shows that the ratio M_p/M decreases for increasing values of M , which helps explain the difference between the panels in Fig. 6. In view of the experimental exclusion lines shown in Fig. 6, a KK gluon with an on-shell mass of $M = 2$ TeV is excluded, at least for any $r \leq 0.4$. Conversely, a KK gluon with an on-shell mass of $M = 5$ TeV is allowed for any width. This is in line with the conclusions obtained from the left panel in Fig. 5 whereby a possible exclusion starts at $M \simeq 3.5$ TeV for relatively narrow ($r = 0.3$) KK gluons.

5 Top-quark pair plus W , Z or H production at the LHC

In the following subsections, we present our predictions for the total proton-proton cross-sections into a top-antitop quark pair plus W , Z or H production at the LHC for different values of the KK-gluon on-shell mass M and the ratio r . All the predicted values are computed with simulations using 10^5 events and presented using $\mu_{\text{th}} \equiv \sigma_{\text{total}}/\sigma_{\text{SM}}$ defined as the ratio of the total cross-section with respect to the SM value. These results are compared, process by process, with available experimental data from the ATLAS or CMS collaborations in the form of $\mu_{\text{obs}} \equiv \sigma_{\text{obs}}/\sigma_{\text{SM}}$, where σ_{obs} is the observed cross-section. The calculated total cross-sections include the contributions of the SM, KK gluon and their interference.

For the SM contribution, we assume the same value the experimental collaboration with which we compare uses, while for the KK-gluon and the interference¹⁴ contributions we use the values given by MADGRAPH5_AMC [16]. Given that for each process we take the value of the SM cross-section provided by the experimental collaborations, the most conservative criterion followed to choose the data to compare with is the one offering a value of μ_{obs} closer to unity, that is, more compatible with the SM. For the sake of simplicity, we only compare with the experimental data the predictions that we

¹⁴The interference is calculated by subtracting from the total cross-section the sum of the SM and KK-gluon cross-sections.

compute using the full propagator (pole approach), which is the most correct way to proceed. For the three processes that we analyze, we include plots of the ratio μ_{th} as a function of M for fixed values of $r = 0.3$ and 0.8 , and μ_{th} as a function of r for fixed $M = 2$ TeV and 5 TeV. Our predictions are shown in solid (red) and blue (dashed) lines while the experimental data are displayed using bands corresponding to 1σ (light green) and 2σ (light yellow) deviations from the μ_{obs} (black dotted line) central values. A subset of representative Feynman diagrams contributing to each process is also shown for completeness.

5.1 Top-quark pair plus W production

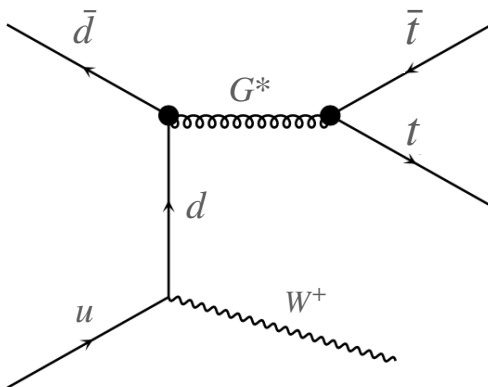


Figure 7: A representative Feynman diagram of the process $pp \rightarrow t\bar{t}W$ mediated by a KK gluon. This is only one of the 8 diagrams containing a KK gluon out of a total of 76 involved in the process.

The $pp \rightarrow t\bar{t}W$ total cross-section involves a total of 76 Feynman diagrams, 8 of which involve a KK gluon. An example of such diagrams is shown in Fig. 7. The experimental observed ratios are $\mu_{t\bar{t}W}^{\text{obs}} = 1.39_{-0.16}^{+0.17}$ (for a reference SM value of $\sigma_{t\bar{t}W}^{\text{SM}} = 727$ fb) measured by the ATLAS collaboration [27] and $\mu_{t\bar{t}W}^{\text{obs}} = 1.43 \pm 0.21$ (with $\sigma_{t\bar{t}W}^{\text{SM}} = 650$ fb) by the CMS collaboration [26]. Both measurements exhibit a mild $\sim 2\sigma$ departure from the SM prediction. This represents a small anomaly with respect to the SM that, if confirmed by future, more precise, data, should point toward the presence of new physics. Unexpectedly, the measurements of the observable $\mu_{t\bar{t}W}^{\text{obs}}$ from both experimental collaborations, ATLAS and CMS, are consistent with each other within 1σ . However, we prefer to conservatively wait for future confirmation or otherwise.

In Fig. 8, our predictions for $\mu_{t\bar{t}W}^{\text{th}}$ as a function of M (*left panel*) and of the ratio r (*right panel*) are compared with the experimental value observed by ATLAS. Should this experimental value be confirmed, then a KK gluon of mass roughly between 1 and 1.5 TeV may be allowed at the 1σ level, regardless of its width. However, if the

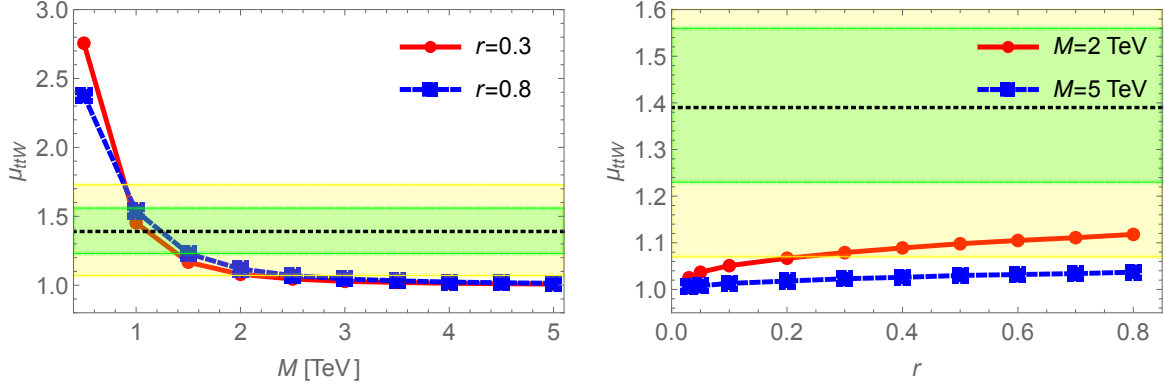


Figure 8: Ratio of the total cross-section $pp \rightarrow t\bar{t}W$ with respect to the SM value, $\mu_{t\bar{t}W}^{\text{th}}$, as a function of the renormalized on-shell mass M (left panel) for the fixed ratios $r = 0.3$ (red solid line) and $r = 0.8$ (blue dashed line), and as a function of the ratio r (right panel) for the fixed masses $M = 2$ TeV (red solid line) and $M = 5$ TeV (blue dashed line). The different lines correspond to the predictions based on the full propagator (pole approach), while the bands represent 1σ (light green) and 2σ (light yellow) deviations from the $\mu_{t\bar{t}W}^{\text{obs}}$ central value (black dotted line) observed by the ATLAS collaboration [27].

bands are relaxed to include 2σ deviations, the allowed range encompasses from about 0.8 to 2.5 TeV. As well as this, KK-gluon masses of 2 and 5 TeV would be excluded at 1σ irrespective of their widths, while at 2σ only a KK gluon of $M = 2$ TeV and $\Gamma \gtrsim 400$ GeV would be allowed. These results ought to be understood in conjunction and compared with the existing data on top-pair production, which yield, as we have seen in the previous section, the bound $M \gtrsim 3.5$ TeV for $r \leq 0.4$ at 95% CL. Specifically, a KK gluon with a mass $M = 5$ TeV, irrespective of r , should be excluded from the results presented in Fig. 8.

5.2 Top-quark pair plus Z production

The $pp \rightarrow t\bar{t}Z$ total cross-section involves a total of 116 Feynman diagrams, 16 of which involve a KK gluon. Examples of such diagrams are shown in Fig. 9. The KK-gluon mass can be reconstructed either from the $t\bar{t}$ invariant mass (*left*) or the $t\bar{t}Z$ one (*right*). The experimental observed ratios are $\mu_{t\bar{t}Z}^{\text{obs}} = 1.19 \pm 0.12$ (for a reference SM value of $\sigma_{t\bar{t}Z}^{\text{SM}} = 880$ fb) measured by the ATLAS collaboration [29] and $\mu_{t\bar{t}Z}^{\text{obs}} = 1.03 \pm 0.14$ (with $\sigma_{t\bar{t}Z}^{\text{SM}} = 839$ fb) by the CMS collaboration [26].

As it can be seen in Fig. 10 (*left panel*), and subject to experimental confirmation, a KK gluon of mass roughly below 1.4 TeV is excluded at 1σ for $r = 0.3$, while for $r = 0.8$ the exclusion rules out $M \lesssim 1.5$ TeV. If one allows for 2σ deviations, then only KK-gluon masses below 1 TeV are excluded. In addition, KK gluons of masses 2 and

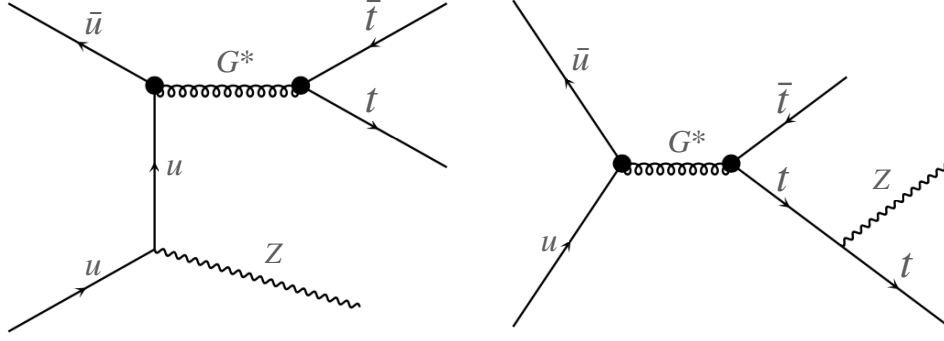


Figure 9: A representative subset of Feynman diagrams of the process $pp \rightarrow t\bar{t}Z$ mediated by a KK gluon. These are only two of the 16 diagrams containing a KK gluon out of a total of 116 involved in the process.

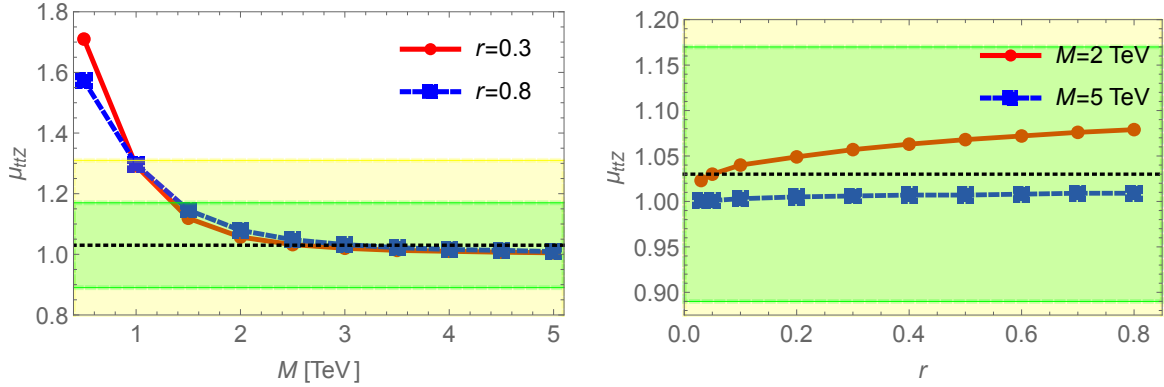


Figure 10: Ratio of the total cross-section $pp \rightarrow t\bar{t}Z$ with respect to the SM value, $\mu_{t\bar{t}Z}^{\text{th}}$, as a function of the renormalized on-shell mass M (left panel) for the fixed ratios $r = 0.3$ (red solid line) and $r = 0.8$ (blue dashed line), and as a function of the ratio r (right panel) for the fixed masses $M = 2$ TeV (red solid line) and $M = 5$ TeV (blue dashed line). The different lines correspond to the predictions based on the full propagator (pole approach), while the bands represent 1σ (light green) and 2σ (light yellow) deviations from the $\mu_{t\bar{t}Z}^{\text{obs}}$ central value (black dotted line) observed by the CMS collaboration [26].

5 TeV are allowed at present (right panel) regardless of its widths. The experimental results from the $pp \rightarrow t\bar{t}Z$ channel are in very good agreement with the SM predictions and the excluded region of light KK-gluon masses was already excluded from the more robust results on top-quark pair production in Sec. 4. It is worth highlighting that the $pp \rightarrow t\bar{t}Z$ results are consistent with a heavy mass KK gluon, in contradiction with the analysis of the $pp \rightarrow t\bar{t}W$ cross-section values in Sec. 5.2.

5.3 Top-quark pair plus Higgs production

The $pp \rightarrow t\bar{t}H$ total cross-section involves the same 116 Feynman diagrams as the $t\bar{t}Z$ channel, of course, replacing the Z by the H (see Fig. 11). Similarly, the KK-gluon mass can be reconstructed either from the $t\bar{t}$ or the $t\bar{t}H$ invariant masses. The experimental

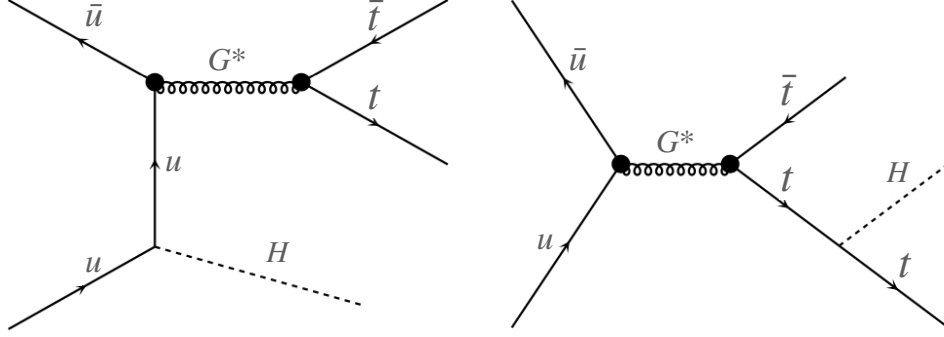


Figure 11: A representative subset of Feynman diagrams of the process $pp \rightarrow t\bar{t}H$ mediated by a KK gluon. These are only two of the 16 diagrams containing a KK gluon out of a total of 116 involved in the process.

observed ratios are $\mu_{t\bar{t}H}^{\text{obs}} = 0.70^{+0.36}_{-0.33}$ measured by the ATLAS collaboration [27] and $\mu_{t\bar{t}H}^{\text{obs}} = 0.92^{+0.25}_{-0.23}$ by the CMS collaboration [26] (both with a reference SM value of $\sigma_{t\bar{t}H}^{\text{SM}} = 507$ fb).

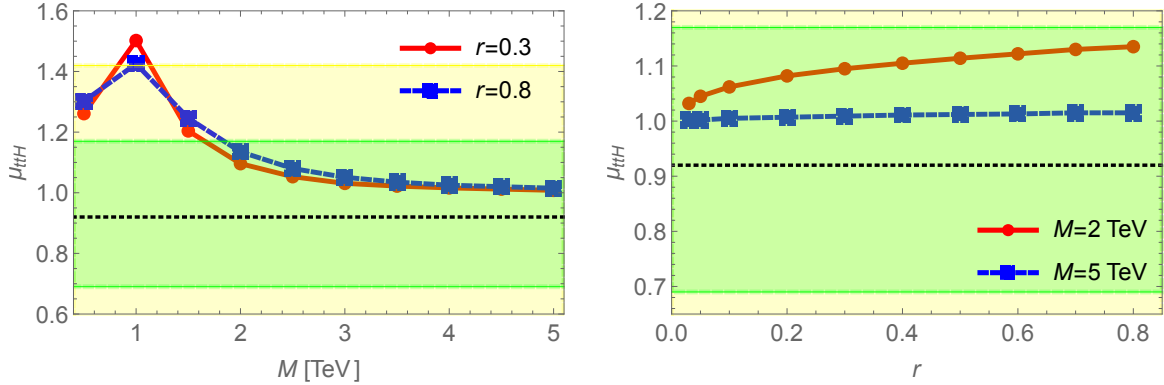


Figure 12: Ratio of the total cross-section $pp \rightarrow t\bar{t}H$ with respect to the SM value, $\mu_{t\bar{t}H}^{\text{th}}$, as a function of the renormalized on-shell mass M (left panel) for the fixed ratios $r = 0.3$ (red solid line) and $r = 0.8$ (blue dashed line), and as a function of the ratio r (right panel) for the fixed masses $M = 2$ TeV (red solid line) and $M = 5$ TeV (blue dashed line). The different lines correspond to the predictions based on the full propagator (pole approach), while the bands represent 1σ (light green) and 2σ (light yellow) deviations from the $\mu_{t\bar{t}H}^{\text{obs}}$ central value (black dotted line) observed by the CMS collaboration [26].

As is shown in Fig. 12 (*left panel*), and again subject to experimental verification, a KK gluon of mass roughly below 1.6 TeV is excluded at 1σ for $r = 0.3$, while for $r = 0.8$ any $M \lesssim 1.8$ TeV is ruled out. At 2σ , all mass values are allowed with exception of $M \simeq 1$ TeV. The results from this subsection are consistent with the ones from the analysis of $t\bar{t}Z$ production but in tension with the outcome from $t\bar{t}W$ production. In summary, the production of $pp \rightarrow t\bar{t}H$ is in perfect agreement with the SM predictions, still with large uncertainties, and therefore it does not add any relevant information to the possible existence and properties of the heavy KK gluon.

6 Four top-quark production at the LHC

The four top-quark production at the LHC is, as of now, just a recently explored area by experimental collaborations [24, 25] due to its technical difficulties. This channel offers, in general, a new window for new physics searches and, in particular, allows for the hunting of a possible existing KK gluon. In this section, we compute the total cross-section $\sigma_{t\bar{t}\bar{t}} = \sigma(pp \rightarrow t\bar{t}\bar{t})$, including the SM and KK-gluon contributions, for different values of the KK-gluon on-shell mass M and the ratio r . In order to perform an accurate comparison with experimental data, we use for the SM cross-section the value given in Ref. [53], that is $\sigma_{t\bar{t}\bar{t}}^{\text{SM}} = 12$ fb, which is calculated at complete next-to-leading order, and consider it as our reference value. The contributions of the KK gluon and the interference of the KK gluon with the SM, both computed at leading order, are obtained using MADGRAPH5_AMC [16] by subtracting the SM cross-section from the total cross-section. Finally, our final predicted values for the total cross-section are the sum of the reference SM cross-section from experiment plus the KK-gluon and interference cross-sections computed in MADGRAPH5_AMC with simulations containing 10^5 events.

The $pp \rightarrow t\bar{t}\bar{t}$ total cross-section at leading order involves a total of 1920 Feynman diagrams, 544 of which involve a KK gluon. A subset of representative diagrams entering this process is shown in Fig. 13. As was done in the previous section, we only compare with the experimental data our predictions based on the use of the full propagator (pole approach). For this process, we include plots of $\sigma_{t\bar{t}\bar{t}}$ as a function of M for fixed $r = 0.3$ and 0.8 , and as a function of r for fixed $M = 2$ TeV and 5 TeV. Our predictions are shown in red (solid) and blue (dashed) lines, while the observed cross-section is displayed using bands corresponding to 1σ (light green) and 2σ (light yellow) deviations from the $\sigma_{t\bar{t}\bar{t}}^{\text{obs}}$ (black dotted line) central value. From the two experimental cross-sections, $\sigma_{t\bar{t}\bar{t}}^{\text{obs}} = 24_{-6}^{+7}$ fb measured by the ATLAS collaboration [25] and $\sigma_{t\bar{t}\bar{t}}^{\text{obs}} = 9.4_{-5.6}^{+6.2}$ fb by the CMS collaboration [24], we choose for comparison the latter as it is closer to the reference SM cross-section.

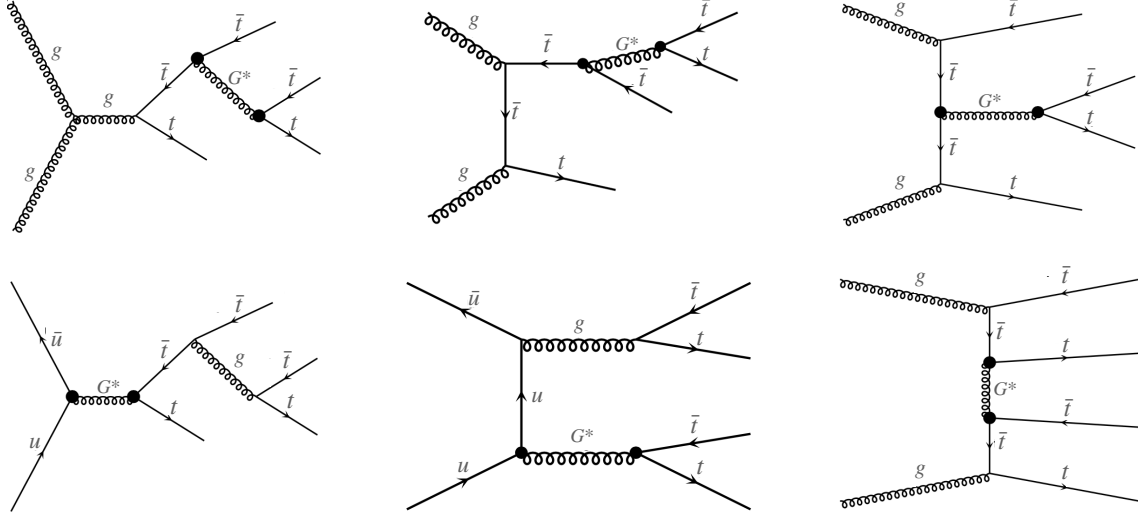


Figure 13: A representative subset of Feynman diagrams of the process $pp \rightarrow t\bar{t}t$ mediated by a KK gluon. These are only 6 of the 544 diagrams containing a single KK gluon out of a total of 1920 involved in the process.

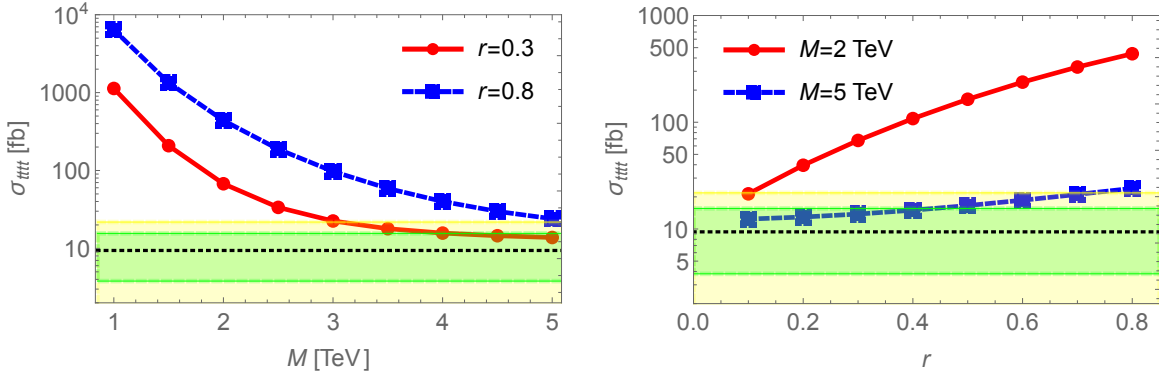


Figure 14: The total cross-section $pp \rightarrow t\bar{t}t$ as a function of the renormalized on-shell mass M (left panel) for the fixed ratios $r = 0.3$ (red solid line) and $r = 0.8$ (blue dashed line), and as a function of the ratio r (right panel) for the fixed masses $M = 2$ TeV (red solid line) and $M = 5$ TeV (blue dashed line). The different lines correspond to the predictions based on the full propagator (pole approach), while the bands represent 1σ (light green) and 2σ (light yellow) deviations from the $\sigma_{t\bar{t}t}^{\text{obs}}$ central value (black dotted line) observed by the CMS collaboration [24].

In Fig. 14 (left panel), the total $pp \rightarrow t\bar{t}t$ cross-section is shown as a function of M for $r = 0.3$ (red solid line) and $r = 0.8$ (blue dashed line). As it can be seen, a KK gluon of $M \lesssim 4$ TeV is excluded for $r = 0.3$ at the 1σ CL, whereas for $r = 0.8$ all the values of M are excluded. At 2σ , the exclusion limits are relaxed to $M \lesssim 2.8$ TeV for

$r = 0.3$ and $M \lesssim 4.6$ TeV for $r = 0.8$. In the first case, the exclusion limit seems to be in reasonable agreement with the one obtained from the top-quark pair cross-section, $M \lesssim 3.5$ TeV for $r = 0.3$. The right panel of Fig. 14 displays the total $pp \rightarrow t\bar{t}\bar{t}$ cross-section as a function of r for $M = 2$ TeV (red solid line) and $M = 5$ TeV (blue dashed line). Clearly, a KK gluon of $M = 2$ TeV is excluded regardless of its width at the 1σ CL, while for $M = 5$ TeV the exclusion limit rules out any $r \gtrsim 0.4$ or $\Gamma \gtrsim 2$ TeV. At the 2σ level, only a very narrow KK gluon with $r \simeq 0.1$ or $\Gamma \simeq 200$ GeV is allowed for the $M = 2$ TeV case, while for the $M = 5$ TeV case the exclusion limits discard any $r \gtrsim 0.7$ or $\Gamma \gtrsim 3.5$ TeV.

In summary, the $pp \rightarrow t\bar{t}\bar{t}$ channel seems the most promising one, as the SM prediction and signal are of similar size. For the moment, though, our simplified analysis appears to exclude, at the 2σ level, resonances with $M \lesssim 4.6$ TeV for $r = 0.8$, and with $r \gtrsim 0.7$ for $M = 5$ TeV, both regions being allowed by the present top-pair production experimental data (cf. Sec. 4). It appears from the present analysis that future data on the $pp \rightarrow t\bar{t}\bar{t}$ channel shall be most relevant for uncovering new physics and, in particular, for detecting the presence of heavy KK gluons, a remnant of warped theories aiming to solve the hierarchy problem.

7 Conclusions

In theories with a warped extra dimension and two branes, i.e. the UV and the IR, the Higgs field must be localized toward the IR brane in order to solve the hierarchy problem. In these theories, where all Standard Model fields are propagating in the bulk of the extra dimension, Kaluza-Klein excitations are also localized toward the IR brane and interact strongly with all IR localized fields, or composite fields in the language of the dual 4D holographic theory. Moreover, the flavor problem in the quark sector can be solved if heavy quarks are very composite, and light quarks elementary. In this way, the most composite fermion ought to be the right-handed top quark t_R , which then can interact very strongly with the Kaluza-Klein states. Out of these Kaluza-Klein states, the gluons are the most model independent ones, as they do not interfere with the electroweak symmetry breaking phenomenon, and thus its phenomenology is, to a very large extent, model independent. Accordingly, the Kaluza-Klein gluon can decay mainly into the top-quark pair and get a broad width, which can have consequences at the phenomenological and experimental level.

In this work, we have studied the case of the first Kaluza-Klein gluon resonance with a width that mainly depends on the coupling to the quark t_R , which, in turn, depends on its particular localization in the extra dimension. We have found that the strong coupling with the quark sector has two effects: on one hand, as we have described, it

can produce a broad resonance which can easily jeopardize experimental capabilities of detection; on the other hand, it can have a strong renormalization effect on its mass, which can also strongly change its production rate at LHC. Both effects are taken into account by computing the pole mass M_p and pole width Γ_p as the full propagator pole in the second Riemann sheet of the complex s -plane, defined as $s_p = M_p^2 - iM_p\Gamma_p$. We have then compared, for the $t\bar{t}$ channel, the predictions of the full propagator with that of the commonly used Breit-Wigner approximation, using renormalized values for the mass M and width Γ . Admittedly, the latter is relatively accurate only for the case of narrow resonances.

The comparison of pole and renormalized quantities yield meaningful differences, depending, of course, on the strength of the coupling of the Kaluza-Klein gluon to the quark t_R . The main qualitative results are:

- The pole mass M_p is smaller than the renormalized mass M by as much as 40%. This has a great impact in the production cross-sections for the different processes we have analyzed.
- For small couplings, the pole width Γ_p is of the order of the renormalized one Γ ; however, for large couplings, Γ_p is smaller than Γ by as much as 30%.

We have computed with MADGRAPH5_AMC the cross-section of the $pp \rightarrow t\bar{t}$ process using the full propagator and the Breit-Wigner approximation, and compared the results. This has been done for different values of the renormalized mass $1 \text{ TeV} < M < 5 \text{ TeV}$ and width $\Gamma/M < 0.8$. As well as this, a comparison between our theoretical results for this channel with the available experimental data from the ATLAS collaboration has been performed. In addition, we have calculated cross-sections for the processes $t\bar{t}W$, $t\bar{t}Z$, $t\bar{t}H$, and $t\bar{t}t\bar{t}$, and, again, compared with available empirical data from the ATLAS and CMS collaborations. In particular, we have found differences of order 100% for the case of broad resonances in the $t\bar{t}$ channel cross-sections, depending on whether the full or the Breit-Wigner propagator was employed. As for the $t\bar{t}W$, $t\bar{t}Z$, $t\bar{t}H$, and $t\bar{t}t\bar{t}$ channels, given that the experimental data are not accurate enough at present, we have just presented results using the full propagator for completeness. Once again, the theoretical predictions depend dramatically on the width of the resonance. We have found particularly interesting the $t\bar{t}t\bar{t}$ channel for which the Standard Model prediction and the corrections from Kaluza-Klein gluons are essentially of the same order of magnitude. Once again, the theoretical predictions in this channel can vary by more than one order of magnitude between narrow and large resonances.

Broader resonances are more strongly coupled (in this model, the strength of the coupling is related to the width of the resonance) and pole masses associated to these

resonances turn out to be significantly smaller than the corresponding renormalized ones, which, in turn, implies that they are more copiously produced. This has a remarkable impact on the experimental signature. Unfortunately, at present, experimental searches do not cover the case of very broad resonances. We hope, however, that future experimental endeavors will consider this scenario so that strong experimental bounds on resonance masses and widths can be extracted, and robust comparison with the presently analyzed theoretical model's predictions can be performed. This will decisively point out the capabilities and limitations of the theory.

Acknowledgments

We would like to thank A. Juste and M. Szwec for having participated in the early stages of this work, and E. Megias for discussions. This work is supported by the Secretaria d'Universitats i Recerca del Departament d'Empresa i Coneixement de la Generalitat de Catalunya under the grant 2017SGR1069, by the Ministerio de Economía, Industria y Competitividad under grants FPA2017-88915-P and FPA2017-86989-P, from the Centro de Excelencia Severo Ochoa under the grant SEV-2016-0588 and from the EU STRONG-2020 project under the program H2020-INFRAIA-2018-1, grant agreement No. 824093. IFAE is partially funded by the CERCA program of the Generalitat de Catalunya.

References

- [1] S. P. Martin, *A Supersymmetry primer*, *Adv. Ser. Direct. High Energy Phys.* **21** (2010) 1–153, [[hep-ph/9709356](#)].
- [2] L. Randall and R. Sundrum, *A Large mass hierarchy from a small extra dimension*, *Phys. Rev. Lett.* **83** (1999) 3370–3373, [[hep-ph/9905221](#)].
- [3] D. Stancato and J. Terning, *The Unhiggs*, *JHEP* **11** (2009) 101, [[0807.3961](#)].
- [4] D. Stancato and J. Terning, *Constraints on the Unhiggs Model from Top Quark Decay*, *Phys. Rev.* **D81** (2010) 115012, [[1002.1694](#)].
- [5] A. Falkowski and M. Perez-Victoria, *Holographic Unhiggs*, *Phys. Rev.* **D79** (2009) 035005, [[0810.4940](#)].
- [6] J. A. Cabrer, G. von Gersdorff and M. Quiros, *Soft-Wall Stabilization*, *New J. Phys.* **12** (2010) 075012, [[0907.5361](#)].
- [7] C. Englert, M. Spannowsky, D. Stancato and J. Terning, *Unconstraining the Unhiggs*, *Phys. Rev.* **D85** (2012) 095003, [[1203.0312](#)].

- [8] C. Englert, D. G. Netto, M. Spannowsky and J. Terning, *Constraining the Unhiggs with LHC data*, *Phys. Rev.* **D86** (2012) 035010, [[1205.0836](#)].
- [9] D. Gonzalves, T. Han and S. Mukhopadhyay, *Higgs Couplings at High Scales*, *Phys. Rev.* **D98** (2018) 015023, [[1803.09751](#)].
- [10] C. Csaki, G. Lee, S. J. Lee, S. Lombardo and O. Telem, *Continuum Naturalness*, *JHEP* **03** (2019) 142, [[1811.06019](#)].
- [11] S. J. Lee, M. Park and Z. Qian, *Probing unitarity violation in the tail of the off-shell Higgs boson in $V_L V_L$ mode*, *Phys. Rev.* **D100** (2019) 011702, [[1812.02679](#)].
- [12] E. Megias and M. Quiros, *Gapped Continuum Kaluza-Klein spectrum*, *JHEP* **08** (2019) 166, [[1905.07364](#)].
- [13] A. Shayegan Shirazi and J. Terning, *Quantum Critical Higgs: from AdS_5 to colliders*, *JHEP* **02** (2020) 026, [[1908.06186](#)].
- [14] C. Gao, A. Shayegan Shirazi and J. Terning, *Collider Phenomenology of a Gluino Continuum*, *JHEP* **01** (2020) 102, [[1909.04061](#)].
- [15] H. Georgi, *Unparticle physics*, *Phys. Rev. Lett.* **98** (2007) 221601, [[hep-ph/0703260](#)].
- [16] J. Alwall, R. Frederix, S. Frixione, V. Hirschi, F. Maltoni, O. Mattelaer et al., *The automated computation of tree-level and next-to-leading order differential cross sections, and their matching to parton shower simulations*, *JHEP* **07** (2014) 079, [[1405.0301](#)].
- [17] K. Agashe, A. Belyaev, T. Krupovnickas, G. Perez and J. Virzi, *LHC Signals from Warped Extra Dimensions*, *Phys. Rev. D* **77** (2008) 015003, [[hep-ph/0612015](#)].
- [18] B. Lillie, L. Randall and L.-T. Wang, *The Bulk RS KK-gluon at the LHC*, *JHEP* **09** (2007) 074, [[hep-ph/0701166](#)].
- [19] R. Barcelo, A. Carmona, M. Masip and J. Santiago, *Gluon excitations in t t bar production at hadron colliders*, *Phys. Rev.* **D84** (2011) 014024, [[1105.3333](#)].
- [20] R. Barcelo, A. Carmona, M. Masip and J. Santiago, *Stealth gluons at hadron colliders*, *Phys. Lett.* **B707** (2012) 88–91, [[1106.4054](#)].
- [21] S. Dasgupta, S. K. Rai and T. S. Ray, *Impact of a colored vector resonance on the collider constraints for top-like top partner*, *Phys. Rev. D* **102** (2020) 115014, [[1912.13022](#)].
- [22] D. Liu, L.-T. Wang and K.-P. Xie, *Broad composite resonances and their signals at the LHC*, *Phys. Rev. D* **100** (2019) 075021, [[1901.01674](#)].
- [23] S. Jung, D. Lee and K.-P. Xie, *Beyond $M_{t\bar{t}}$: learning to search for a broad $t\bar{t}$ resonance at the LHC*, *Eur. Phys. J. C* **80** (2020) 105, [[1906.02810](#)].
- [24] CMS collaboration, A. M. Sirunyan et al., *Search for production of four top quarks in*

- final states with same-sign or multiple leptons in proton-proton collisions at $\sqrt{s} = 13$ TeV*, *Eur. Phys. J. C* **80** (2020) 75, [[1908.06463](#)].
- [25] ATLAS collaboration, G. Aad et al., *Evidence for $t\bar{t}\bar{t}$ production in the multilepton final state in proton-proton collisions at $\sqrt{s} = 13$ TeV with the ATLAS detector*, *Eur. Phys. J. C* **80** (2020) 1085, [[2007.14858](#)].
- [26] CMS collaboration, A. M. Sirunyan et al., *Measurement of the Higgs boson production rate in association with top quarks in final states with electrons, muons, and hadronically decaying tau leptons at $\sqrt{s} = 13$ TeV*, [2011.03652](#).
- [27] ATLAS collaboration, *Analysis of $t\bar{t}H$ and $t\bar{t}W$ production in multilepton final states with the ATLAS detector*, [ATLAS-CONF-2019-045](#).
- [28] CMS collaboration, A. M. Sirunyan et al., *Measurement of top quark pair production in association with a Z boson in proton-proton collisions at $\sqrt{s} = 13$ TeV*, *JHEP* **03** (2020) 056, [[1907.11270](#)].
- [29] ATLAS collaboration, *Measurements of the inclusive and differential production cross sections of a top-quark-antiquark pair in association with a Z boson at $\sqrt{s} = 13$ TeV with the ATLAS detector*, [ATLAS-CONF-2020-028](#).
- [30] W. D. Goldberger and M. B. Wise, *Modulus stabilization with bulk fields*, *Phys. Rev. Lett.* **83** (1999) 4922–4925, [[hep-ph/9907447](#)].
- [31] O. DeWolfe, D. Z. Freedman, S. S. Gubser and A. Karch, *Modeling the fifth-dimension with scalars and gravity*, *Phys. Rev.* **D62** (2000) 046008, [[hep-th/9909134](#)].
- [32] K. Agashe, A. Delgado, M. J. May and R. Sundrum, *RS1, custodial isospin and precision tests*, *JHEP* **08** (2003) 050, [[hep-ph/0308036](#)].
- [33] M. Carena, E. Megias, M. Quiros and C. Wagner, *$R_{D^{(*)}}$ in custodial warped space*, *JHEP* **12** (2018) 043, [[1809.01107](#)].
- [34] R. Contino, Y. Nomura and A. Pomarol, *Higgs as a holographic pseudoGoldstone boson*, *Nucl. Phys.* **B671** (2003) 148–174, [[hep-ph/0306259](#)].
- [35] K. Agashe, R. Contino and A. Pomarol, *The Minimal composite Higgs model*, *Nucl. Phys.* **B719** (2005) 165–187, [[hep-ph/0412089](#)].
- [36] R. Contino, L. Da Rold and A. Pomarol, *Light custodians in natural composite Higgs models*, *Phys. Rev.* **D75** (2007) 055014, [[hep-ph/0612048](#)].
- [37] J. A. Cabrer, G. von Gersdorff and M. Quiros, *Warped Electroweak Breaking Without Custodial Symmetry*, *Phys. Lett.* **B697** (2011) 208–214, [[1011.2205](#)].
- [38] J. A. Cabrer, G. von Gersdorff and M. Quiros, *Suppressing Electroweak Precision Observables in 5D Warped Models*, *JHEP* **05** (2011) 083, [[1103.1388](#)].

- [39] J. A. Cabrer, G. von Gersdorff and M. Quiros, *Improving Naturalness in Warped Models with a Heavy Bulk Higgs Boson*, *Phys. Rev.* **D84** (2011) 035024, [[1104.3149](#)].
- [40] A. Carmona, E. Ponton and J. Santiago, *Phenomenology of Non-Custodial Warped Models*, *JHEP* **10** (2011) 137, [[1107.1500](#)].
- [41] J. A. Cabrer, G. von Gersdorff and M. Quiros, *Flavor Phenomenology in General 5D Warped Spaces*, *JHEP* **01** (2012) 033, [[1110.3324](#)].
- [42] M. Quiros, *Higgs Bosons in Extra Dimensions*, *Mod. Phys. Lett.* **A30** (2015) 1540012, [[1311.2824](#)].
- [43] J. de Blas, A. Delgado, B. Ostdiek and A. de la Puente, *LHC Signals of Non-Custodial Warped 5D Models*, *Phys. Rev.* **D86** (2012) 015028, [[1206.0699](#)].
- [44] E. Megias, O. Pujolas and M. Quiros, *On dilatons and the LHC diphoton excess*, *JHEP* **05** (2016) 137, [[1512.06106](#)].
- [45] E. Megias, G. Panico, O. Pujolas and M. Quiros, *A Natural origin for the LHCb anomalies*, *JHEP* **09** (2016) 118, [[1608.02362](#)].
- [46] E. Megias, M. Quiros and L. Salas, *Lepton-flavor universality violation in R_K and $R_{D^{(*)}}$ from warped space*, *JHEP* **07** (2017) 102, [[1703.06019](#)].
- [47] A. Falkowski, M. Gonzalez-Alonso and K. Mimouni, *Compilation of low-energy constraints on 4-fermion operators in the SMEFT*, *JHEP* **08** (2017) 123, [[1706.03783](#)].
- [48] S. Willenbrock and G. Valencia, *On the definition of the Z boson mass*, *Phys. Lett. B* **259** (1991) 373–376.
- [49] T. Bhattacharya and S. Willenbrock, *Particles near threshold*, *Phys. Rev. D* **47** (1993) 4022–4027.
- [50] R. Escribano, A. Gallegos, J. L. Lucio M, G. Moreno and J. Pestieau, *On the mass, width and coupling constants of the $f(0)(980)$* , *Eur. Phys. J. C* **28** (2003) 107–114, [[hep-ph/0204338](#)].
- [51] E. Eichten, I. Hinchliffe, K. D. Lane and C. Quigg, *Super Collider Physics*, *Rev. Mod. Phys.* **56** (1984) 579–707.
- [52] ATLAS collaboration, M. Aaboud et al., *Search for heavy particles decaying into a top-quark pair in the fully hadronic final state in pp collisions at $\sqrt{s} = 13$ TeV with the ATLAS detector*, *Phys. Rev.* **D99** (2019) 092004, [[1902.10077](#)].
- [53] R. Frederix, D. Pagani and M. Zaro, *Large NLO corrections in $t\bar{t}W^\pm$ and $t\bar{t}\bar{t}$ hadroproduction from supposedly subleading EW contributions*, *JHEP* **02** (2018) 031, [[1711.02116](#)].