

The ground states and the first radially excited states of D-wave vector ρ and ϕ mesons

Guo-Liang Yu^{1,*}, Zhi-Gang Wang^{1,†}, Xiu-Wu Wang¹, and Hui-Juan Wang¹

*Department of Mathematics and Physics, North China Electric power university,
Baoding 071003, People's Republic of China*

(Dated: June 1, 2021)

In this article, we firstly derive two QCD sum rules QCDSR I and QCDSR II which are respectively used to extract observable quantities of the ground states and the first radially excited states of D-wave vector ρ and ϕ mesons. In our calculations, we consider the contributions of vacuum condensates up to dimension-7 in the operator product expansion. The predicted masses for 1^3D_1 ρ meson and 2^3D_1 ϕ meson are consistent well with the experimental data of $\rho(1700)$ and $\phi(2170)$. Besides, our analysis indicates that it is reliable to assign the recent reported $Y(2040)$ state as the 2^3D_1 ρ meson. Finally, we obtain the decay constants of these states with QCDSR I and QCDSR II. These predictions are helpful not only to reveal the structure of the newly observed $Y(2040)$ state but also to establish ϕ meson and ρ meson families.

PACS numbers: 13.25.Ft; 14.40.Lb

1 Introduction

Recently, BESIII Collaboration reported two resonant structures in measuring born cross sections for the processes $e^+e^- \rightarrow \omega\eta$ and $e^+e^- \rightarrow \omega\pi^0$ for center-of-mass energies between 2.00 and 3.08 GeV[1]. In the process $e^+e^- \rightarrow \omega\eta$, a resonance with a mass of $(2179 \pm 21 \pm 3)\text{MeV}/c^2$ and a width of $(89 \pm 28 \pm 5)\text{MeV}$ was observed with a significance of 6.1σ . This structure is consistent with the properties of $\phi(2170)$ resonance. Another structure with a mass of $(2034 \pm 14 \pm 9)\text{MeV}/c^2$, width of $(234 \pm 11 \pm 1)\text{MeV}$ was observed in the $\omega\pi^0$ cross section. By analyzing its mass and decay width, BESIII Collaboration assigned this structure to be the $\rho(2000)$ state, which had been suggested to be a 2^3D_1 ρ meson by Regge trajectory analysis[2, 3].

$\rho(2000)$ was first observed in the $p\bar{p} \rightarrow \pi\pi$ process with a mass of 1988 MeV[4]. Later, its existence was also confirmed in the processes $p\bar{p} \rightarrow \omega\eta\pi^0$ and $p\bar{p} \rightarrow \omega\pi$ [2, 5–7]. By analyzing its decay properties and Regge trajectory, scientists suggested $\rho(2000)$ was the first radial excitation of $\rho(1700)$ [2, 3]. However, $\rho(2150)$ was also predicted to be the 2^3D_1 state with 2.15 GeV by Godfrey and Isgur[8], which is contradictory with this above conclusion about $\rho(2000)$. In ref.[9], Bugg speculated $\rho(2000)$

*Electronic address: yuguoliang2011@163.com

†Electronic address: zgwang@aliyun.com

to be a mixed state with a significant component of 3D_1 . In Ref.[10], the masses of $\rho(1700)$ and $\rho(2000)$ were predicted to be about 1.570GeV and 1.900GeV[1] which are lower than the experimental data by ~ 100 MeV. In order to clarify all of these questions, it is necessary to make a theoretical analysis about the ground state and the first radially excited state of ρ meson.

$\phi(2170)$ state was also denoted as $X(2170)$ or $Y(2170)$ in some literatures and it was observed by the BABAR Collaboration in the process $e^+e^- \rightarrow \gamma\phi f_0$ [11]. Later, its existence was confirmed by Belle[12], BESII[13] and BESIII[14–18] Collaborations. Since the observation of $\phi(2170)$, scientists have made considerable efforts to understand its nature and have proposed many interpretations such as a conventional 3S_1 or $^2^3D_1$ $s\bar{s}$ state[19–26], an $s\bar{s}g$ hybrid[27, 28], a tetraquark state[29–38], a $\Lambda\bar{\Lambda}$ bound state[39–42], as well as $\phi K\bar{K}$ [43, 44] and ϕf_0 [45] resonances. Recently, Particle Data Group categorized it as a vector $s\bar{s}$ meson with a mass of 2.16 GeV[46]. In addition, several collaborations have predicted its mass as a 2^3D_1 $s\bar{s}$ meson[8, 10, 19, 23, 47]. However, the ground state of D-wave vector $s\bar{s}$ meson 1^3D_1 is still not established in experiments. Finally, the predicted masses of 1^3D_1 and 2^3D_1 ϕ mesons by different collaborations were not consistent well with each other[8, 10, 19, 23, 47].

In order to further confirm the inner structure of $\rho(2000)$ and $\phi(2170)$, we calculate the masses and the decay constants of 1^3D_1 and 2^3D_1 states of vector D-wave ρ and ϕ mesons based on QCD sum rules. QCD sum rules proved to be a most powerful non-perturbative method in studying the ground state hadrons and it has been widely used to analyze the masses, decay constants, form factors and strong coupling constants, etc[48, 49]. There have been many reports about its applications to the ground state with spin-parity $J^{PC} = 0^\pm, 1^\pm, 2^+, 3^-$ mesons[50–57], while efforts on the excited states are few[58–61]. In this article, we assign the $\rho(2000)$ and $\phi(2170)$ as the first radially excited states of D-wave vector ρ and ϕ mesons, study their masses and decay constants with the full QCD sum rules in detail. In our calculations, we consider the contributions of the vacuum condensates up to dimension-7 in the operator expansion.

The layout of this paper is as follows: in Sec.2, we derive QCD sum rules I(QCDSR I) and II(QCDSR II) from two-point correlation function. QCDSR I and II are respectively used to analyze properties about the ground states of $1^3D_1(\rho)$, $1^3D_1(\phi)$ mesons and about the first radially excited states of $2^3D_1(\rho)$, $2^3D_1(\phi)$ mesons. Then we present the numerical results in Sec.3; and Sec.4 is reserved for our conclusions.

2 QCD sum rules for the $\rho(1^3D_1, 2^3D_1)$ and $\phi(1^3D_1, 2^3D_1)$

In order to obtain the hadronic observables such as masses, decay constants, we begin our study with the following two-point correlation function,

$$\begin{aligned}\Pi_{\mu\nu}(p) &= i \int d^D x e^{ip(x-y)} \langle 0 | \mathbb{T} \left\{ J_\mu(x) J_\nu^\dagger(y) \right\} | 0 \rangle \Big|_{y \rightarrow 0} \\ &= \Pi(p^2)(-g_{\mu\nu} + \frac{p_\mu p_\nu}{p^2}) + \Pi_0(p^2) \frac{p_\mu p_\nu}{p^2}\end{aligned}\tag{1}$$

where \mathbb{T} is the time ordered product and J is the interpolating current of vector ρ or ϕ meson. The interpolating current is a composite operator with the same quantum numbers as the studied hadrons. The current of D-wave vector mesons can be written as,

$$J_\mu(x) = \bar{q}_2(x) \left(\gamma_\alpha \overleftrightarrow{D}_\mu \overleftrightarrow{D}_\alpha + \gamma_\mu \overleftrightarrow{D}_\alpha \overleftrightarrow{D}_\alpha + \gamma_\alpha \overleftrightarrow{D}_\alpha \overleftrightarrow{D}_\mu \right) q_1(x) \quad (2)$$

$$J_\nu^\dagger(y) = \bar{q}_1(y) \left(\gamma_\beta \overleftrightarrow{D}_\mu \overleftrightarrow{D}_\beta + \gamma_\nu \overleftrightarrow{D}_\beta \overleftrightarrow{D}_\beta + \gamma_\beta \overleftrightarrow{D}_\beta \overleftrightarrow{D}_\nu \right) q_2(y) \quad (3)$$

with $\overleftrightarrow{D}_\mu = (\overrightarrow{\partial}_\mu - ig_s G_\mu) - (\overleftarrow{\partial}_\mu + ig_s G_\mu)$, where D_μ , ∂_μ are the covariant derivative, partial derivative and G_μ is the gluon field. This current can be decomposed into two parts,

$$J_\mu(x) = \eta_\mu(x) + J_\mu^V(x) \quad (4)$$

where

$$\eta_\mu(x) = \bar{q}_1(x) \left(\gamma_\alpha \overleftrightarrow{\partial}_\mu \overleftrightarrow{\partial}_\alpha + \gamma_\mu \overleftrightarrow{\partial}_\alpha \overleftrightarrow{\partial}_\alpha + \gamma_\alpha \overleftrightarrow{\partial}_\alpha \overleftrightarrow{\partial}_\mu \right) q_2(x) \quad (5)$$

$$\begin{aligned} J_\mu^V(x) = & -2i\bar{q}_2(x) \left[\gamma_\alpha \left(g_s G_\mu \overleftrightarrow{\partial}_\alpha + g_s G_\alpha \overleftrightarrow{\partial}_\mu - 2ig_s^2 G_\mu G_\alpha \right) \right. \\ & + \gamma_\mu \left(g_s G_\alpha \overleftrightarrow{\partial}_\alpha + g_s G_\alpha \overleftrightarrow{\partial}_\alpha - 2ig_s^2 G_\alpha G_\alpha \right) \\ & \left. + \gamma_\alpha \left(g_s G_\alpha \overleftrightarrow{\partial}_\mu + g_s G_\mu \overleftrightarrow{\partial}_\alpha - 2ig_s^2 G_\alpha G_\mu \right) \right] q_1(x) \end{aligned} \quad (6)$$

and $\overleftrightarrow{\partial}_\mu = \overrightarrow{\partial}_\mu - \overleftarrow{\partial}_\mu$.

This means we have two choices in constructing the interpolating currents of vector D-wave mesons, Eq.(5) with the partial derivative ∂_μ [62, 63], and Eq.(2) with the covariant derivative D_μ [64]. From Ref.[65], we can see that these two currents lead to little differences in the final results in heavy mesons QCD sum rules. To study the effect on light meson, we will present the results coming from the currents with both the partial derivative and the covariant derivative.

To extract hadronic observables, the correlation will be calculated in two different ways. On one hand, it is identified as a hadronic propagator, called Phenomenological(Physical) side. On the other hand it is called the QCD side, where it is treated in the framework of the operator product expansion(OPE), and the short and long distance quark-gluon interactions are separated. Then, the result of the QCD calculation is matched, via dispersion relation, to a sum over hadronic states. The sum rule obtained in this way allows to calculate not only observables of the hadronic ground state but also those of excited states.

2.1 The Phenomenological side

We now describe the first step in the sum rule derivation how the Phenomenological side of the correlation is done. In this step, a complete set of intermediate hadronic states with the same quantum numbers as the current operators $J_\mu(x)$ is inserted into the correlation $\Pi_{\mu\nu}(p)$ [48, 49]. It should be

noticed that the interpolating currents $J_\mu(x)$ couples not only to the ground states of hadrons, but also to their excited states with the same quark contents and quantum numbers,

$$\begin{aligned}\langle 0|J_\mu(0)|\rho/\phi(1D)\rangle &= f_1 M_1^2 \varepsilon_\mu, \\ \langle 0|J_\mu(0)|\rho/\phi(2D)\rangle &= f_2 M_2^2 \tilde{\varepsilon}_\mu\end{aligned}\quad (7)$$

where f_i and M_i are the decay constants and the masses of 1^3D_1 and 2^3D_1 states of ρ or ϕ meson, and $\varepsilon_\mu, \tilde{\varepsilon}_\mu$ are their polarization vectors with the following properties,

$$\tilde{g}_{\mu\nu} = \sum_\lambda \varepsilon_\mu^*(\lambda, p) \varepsilon_\nu(\lambda, p) = -g_{\mu\nu} + \frac{p_\mu p_\nu}{p^2} \quad (8)$$

In correlation(1), the component $\Pi(p^2)$ denotes the contributions of the 1^3D_1 and 2^3D_1 state of vector ρ or ϕ meson, while $\Pi_0(p^2)$ comes from the contributions of scalar mesons. Considering the properties $p^\mu \tilde{g}_{\mu\nu} = p^\nu \tilde{g}_{\mu\nu} = 0$, contributions from 1^3D_1 and 2^3D_1 states can be extracted out by the following projection method,

$$\Pi(p^2) = \frac{1}{3} \tilde{g}^{\mu\nu} \Pi_{\mu\nu}(p) \quad (9)$$

After isolating the pole terms of the ground state and the first radially excited state, we obtain the following results,

$$\begin{aligned}\Pi_H(p^2) &= \frac{f_1^2 M_1^4}{M_1^2 - p^2} + \frac{f_2^2 M_2^4}{M_2^2 - p^2} \cdots \\ &= \Pi_{\rho/\phi(1D)}(p^2) + \Pi_{\rho/\phi(2D)}(p^2) \cdots\end{aligned}\quad (10)$$

where \cdots stands for the contributions of the higher resonances and continuum states, and the subscript H denotes the hadron side of the correlation functions. Then, we obtain the hadronic spectral densities from the imaginary part of correlation function,

$$\begin{aligned}\rho_{H_{1D}}(s) &= \lim_{\epsilon \rightarrow 0} \frac{\text{Im} \Pi_{\rho/\phi(1D)}(s + i\epsilon)}{\pi} = f_1^2 M_1^4 \delta(s - M_1^2) \\ \rho_{H_{2D}}(s) &= \lim_{\epsilon \rightarrow 0} \frac{\text{Im} \Pi_{\rho/\phi(2D)}(s + i\epsilon)}{\pi} = f_2^2 M_2^4 \delta(s - M_2^2)\end{aligned}\quad (11)$$

2.2 The QCD side

We now turn to the next important step in sum rule derivation and describe how the QCD calculation of the correlation function (1) is done. The correlation function can be approximated at very large $P^2 = -p^2$ by contract all quark fields in Eq.(1) with Wick's theorem. Combined with Eq.(9), the correlation function can be written as,

$$\Pi_{QCD}(p^2) = -\frac{i}{3} \tilde{g}^{\mu\nu} \int d^4x e^{ip \cdot (x-y)} \times \left\{ S_2^{ji}(y-x) \Gamma_\mu(x) S_1^{ij}(x-y) \Gamma_\nu(y) \right\} |_{y=0} \quad (12)$$

where $\Gamma_\mu(x)$ and $\Gamma_\nu(y)$ are the vertexes,

$$\Gamma_\mu(x) = \gamma_\alpha \overleftrightarrow{D}_\mu \overleftrightarrow{D}_\alpha + \gamma_\mu \overleftrightarrow{D}_\alpha \overleftrightarrow{D}_\alpha + \gamma_\alpha \overleftrightarrow{D}_\alpha \overleftrightarrow{D}_\mu$$

$$\Gamma_\nu(y) = \gamma_\beta \overleftrightarrow{D}_\mu \overleftrightarrow{D}_\beta + \gamma_\nu \overleftrightarrow{D}_\beta \overleftrightarrow{D}_\beta + \gamma_\beta \overleftrightarrow{D}_\beta \overleftrightarrow{D}_\nu$$

and S are the quark propagators in the coordinate or momentum spaces which can be written as,

$$S_q^{ij}(x) = i \frac{\not{x}}{2\pi^2 x^4} \delta_{ij} - \frac{m_q}{4\pi^2 x^2} \delta_{ij} - \frac{\langle \bar{q}q \rangle}{12} \left(1 - i \frac{m_q}{4} \not{x} \right) - \frac{x^2}{192} m_0^2 \langle \bar{q}q \rangle \left(1 - i \frac{m_q}{6} \not{x} \right) \quad (13)$$

$$- \left[\frac{\lambda^a}{2} \right]^{ij} \left[\not{x} \sigma^{\theta\eta} + \sigma^{\theta\eta} \not{x} \right] \frac{i}{32\pi^2 x^2} g_s G_{\theta\eta}^a + \frac{i \delta_{ij} x^2 \not{x} g_s^2 \langle \bar{q}q \rangle^2}{7776} - \frac{\delta_{ij} x^4 \langle \bar{q}q \rangle \langle GG \rangle}{27648} \dots,$$

$$S_Q^{ij}(x) = \frac{i}{(2\pi)^4} \int d^4 k e^{-ik \cdot x} \left\{ \frac{\delta_{ij}}{\not{k} - m_Q} - \frac{g_s G_{\alpha\beta}^c t_{ij}^c}{4} \frac{\sigma^{\alpha\beta} (\not{k} + m_Q) + (\not{k} + m_Q) \sigma^{\alpha\beta}}{(k^2 - m_Q^2)^2} \right. \quad (14)$$

$$- \frac{g_s^2 (t^a t^b)_{ij} G_{\alpha\beta}^a G_{\mu\nu}^b (f^{\alpha\beta\mu\nu} + f^{\alpha\mu\beta\nu} + f^{\alpha\nu\mu\beta})}{4(k^2 - m_Q^2)^5}$$

$$\left. + \frac{i \langle g_s^3 GGG \rangle}{48} \frac{(\not{k} + m_Q) [k(k^2 - 3m_Q^2) + 2m_Q(2k^2 - m_Q^2)] (\not{k} + m_Q)}{(k^2 - m_Q^2)^6} \dots \right\}$$

where

$$f^{\alpha\beta\mu\nu} = (\not{k} + m_Q) \gamma^\alpha (\not{k} + m_Q) \gamma^\beta (\not{k} + m_Q) \gamma^\mu (\not{k} + m_Q) \gamma^\nu (\not{k} + m_Q) \quad (15)$$

In the fixed point gauge, $G_\mu(x) = \frac{1}{2} x^\theta G_{\theta\mu}(0) + \dots$ and $G_\alpha(y) = \frac{1}{2} y^\theta G_{\theta\alpha}(0) + \dots|_{y=0} = 0$. Thus, for the vertex $\Gamma_\nu(y)$, we can get $G_\alpha(y) = G_\mu(y) = 0$, there are no gluon lines associated with the vertex at the point $y = 0$. After completing the integrals both in the coordinate and momentum spaces, we obtain the QCD spectral density through the imaginary part of the correlation,

$$\rho_{QCD}(s) = \lim_{\epsilon \rightarrow 0} \frac{Im \Pi_{QCD}(s + i\epsilon)}{\pi} \quad (16)$$

After lengthy derivation, we find there is no contribution of the condensate terms $\langle \bar{q}q \rangle$, $\langle \bar{q}g_s \sigma G q \rangle$ and $\langle \bar{q}q \rangle^2$. For ϕ meson, its spectral densities of perturbative and non-perturbative terms are listed in Eqs.(17)–(19), where $\rho_{\phi-nonpert}^V(s)$ denotes the contributions from vertex and $\rho_{\phi-nonpert}^\eta(s)$ represents the other contributions in the non-perturbative terms. For ρ meson, because its spectral densities of non-perturbative terms are tediously lengthy, we only list its perturbative part in Eq.(20),

$$\rho_{\phi-pert}(s) = \frac{1}{4\pi^2} \times \frac{(s - 4m^2)^{\frac{5}{2}} (s + 18m^2)}{\sqrt{s}} \quad (17)$$

$$\rho_{\phi-nonpert}^\eta(s) = \left[\frac{\sqrt{s(s - 4m^2)}(162m^4 + 421m^2s - 136s^2)}{36s^2} + \frac{m^2(320m^4 - 944m^2s + 241s^2)}{10s^2} \right] \quad (18)$$

$$\times \langle \frac{\alpha_s GG}{\pi} \rangle + \left[\frac{-5184m^8 + 15972m^6s + 7804m^4s^2 - 5574m^2s^3 + 693s^4}{1152\pi^2 s^2 (4m^2 - s) \sqrt{s(s - 4m^2)}} \right.$$

$$\left. + \frac{368m^4 - 384m^2s + 49s^2}{384\pi^2 s^2} \right] \times \langle g_s^3 GGG \rangle - \left[\frac{17}{9} + \frac{87m^2}{108T^2} + \frac{7m^4}{18T^4} + \frac{m^6}{24T^6} + \frac{m^8}{144T^8} \right]$$

$$\times m < qqGG >$$

$$\begin{aligned}
\rho_{\phi-\text{nonpert}}^V(s) &= \left[-\frac{1}{6}m^2 + \frac{s(3s-8m^2)}{4\sqrt{s(s-4m^2)}} - \frac{m^4s(5s-8m^2)}{9[s(s-4m^2)]^{\frac{3}{2}}} + \frac{3s(s-2m^2)}{4\sqrt{s(s-4m^2)}} \right. \\
&\quad \left. - \frac{2m^4s(s-m^2)}{3[s(s-4m^2)]^{\frac{3}{2}}} \right] \times \langle \frac{\alpha_s GG}{\pi} \rangle + \frac{1}{3} \left[\frac{s+12m^2}{4\sqrt{s(s-4m^2)}} + \frac{m^2-6s}{4s} \right. \\
&\quad \left. + \frac{m^4-2m^2s-s^2}{8(s-m^2)^2} \right] \times \langle g_s^3 GGG \rangle
\end{aligned} \tag{19}$$

$$\begin{aligned}
\rho_{\rho-\text{pert}}(s) &= \frac{\sqrt{[s-(m_1-m_2)^2][s-(m_1+m_2)^2]}}{8\pi^2s} \\
&\times \left[16_1^8 + 32m_1^7m_2 + 16m_1^6(m_2^2-2s) - 8m_1^5(4m_2^3+13m_2s) \right. \\
&\quad + m_1^4(-64m_2^4-80m_2^2s+17s^2) - m_1^3(4m_2^5+18m_2^3s-11m_2s^2) \\
&\quad + m_1^2(16m_2^6-80m_2^4s+46m_2^2s^2+s^3) + 2m_1(16m_2^7-52m_2^5s+44m_2^3s^2-11m_2s^3) \\
&\quad \left. + 16m_2^8-32m_2^6s+17m_2^4s^2+m_2^2s^3-2s^4 \right]
\end{aligned} \tag{20}$$

Using dispersion relations, the correlation function can be written as the following form,

$$\Pi_{QCD}(p^2) = \int_{(m_1+m_2)^2}^{\infty} \frac{\rho_{QCD}(s)}{s-p^2} ds \tag{21}$$

We take quark-hadron duality and perform the Borel transformation to the Phenomenological side as well as the QCD side to obtain the QCD sum rules,

$$\begin{aligned}
&f_1^2 M_1^4 \exp\left[-\frac{M_1^2}{T^2}\right] \\
&= \int_{(m_1+m_2)^2}^{s_0} [\rho_{H_{1D}}(s) + \rho_{H_{2D}}(s)] \exp\left[-\frac{s}{T^2}\right] ds \\
&= \int_{(m_1+m_2)^2}^{s_0} \rho_{QCD}(s) \exp\left[-\frac{s}{T^2}\right] ds
\end{aligned} \tag{22}$$

$$\begin{aligned}
&f_1^2 M_1^4 \exp\left[-\frac{M_1^2}{T^2}\right] + f_2^2 M_2^4 \exp\left[-\frac{M_2^2}{T^2}\right] \\
&= \int_{(m_1+m_2)^2}^{s'_0} [\rho_{H_{1D}}(s) + \rho_{H_{2D}}(s)] \exp\left[-\frac{s}{T^2}\right] ds \\
&= \int_{(m_1+m_2)^2}^{s'_0} \rho_{QCD}(s) \exp\left[-\frac{s}{T^2}\right] ds
\end{aligned} \tag{23}$$

In Eq.(22), s_0 is the continuum threshold parameter, which separates the contribution of the ground state 1^3D_1 from those of the higher resonances and continuum states. While s'_0 separates the contribution of 1^3D_1 plus 2^3D_1 states from the higher resonances and continuum states. By differentiating Eq.(22) with respect to $\frac{1}{T^2}$, and eliminating the decay constant f_1^2 , we obtain,

$$M_1^2 = \frac{-\frac{d}{d(1/T^2)} \int_{(m_1+m_2)^2}^{s_0} \rho_{QCD}(s) \exp\left[-\frac{s}{T^2}\right] ds}{\int_{(m_1+m_2)^2}^{s_0} \rho_{QCD}(s) \exp\left[-\frac{s}{T^2}\right] ds} \tag{24}$$

After the mass M_1^2 is obtained, it is treated as a input parameter to obtain the decay constant from QCD sum rule from Eq.(22),

$$f_1^2 = \frac{\int_{(m_1+m_2)^2}^{s_0} \rho_{QCD}(s) \exp\left[-\frac{s}{T^2}\right] ds}{M_1^4 \exp\left[-\frac{M_1^2}{T^2}\right]} \quad (25)$$

In the following, we will refer to the QCD sum rules in Eq.(24) and Eq.(25) as QCDSR I.

We introduce the notations $\tau = \frac{1}{T^2}$, $D^n = (-\frac{d}{d\tau})^n$ and $\Pi'_{QCD}(\tau) = \int_{(m_1+m_2)^2}^{s_0} \rho_{QCD}(s) \exp\left[-\tau s\right] ds$ for simplicity. With these substitutions, Eq(23) can be written as,

$$f_1^2 M_1^4 \exp\left[-\tau M_1^2\right] + f_2^2 M_2^4 \exp\left[-\tau M_2^2\right] = \Pi'_{QCD}(\tau) \quad (26)$$

Then, deriving the QCD sum rules in Eq.(26) with respect to τ , we obtain,

$$f_1^2 M_1^6 \exp\left[-\tau M_1^2\right] + f_2^2 M_2^6 \exp\left[-\tau M_2^2\right] = D\Pi'_{QCD}(\tau) \quad (27)$$

From Eq.(26) and Eq.(27), we can obtain the following relation,

$$f_i^2 \exp(-\tau M_i^2) = \frac{(D - M_j^2)\Pi'_{QCD}(\tau)}{M_i^4(M_i^2 - M_j^2)} \quad (28)$$

After deriving with respect to τ in Eq.(28), we obtain the following two relations,

$$M_i^2 = \frac{(D^2 - M_j^2 D)\Pi'_{QCD}(\tau)}{(D - M_j^2)\Pi'_{QCD}(\tau)} \quad (29)$$

$$M_i^4 = \frac{(D^3 - M_j^2 D^2)\Pi'_{QCD}(\tau)}{(D - M_j^2)\Pi'_{QCD}(\tau)} \quad (30)$$

From these two relations, we can get a equation about the squared masses M_i^2 ,

$$M_i^4 - bM_i^2 + c = 0 \quad (31)$$

where

$$b = \frac{D^3 \otimes D^0 - D^2 \otimes D}{D^2 \otimes D^0 - D \otimes D}, \quad (32)$$

$$c = \frac{D^3 \otimes D - D^2 \otimes D^2}{D^2 \otimes D^0 - D \otimes D}, \quad (33)$$

$$D^j \otimes D^k = D^j \Pi'_{QCD}(\tau) D^k \Pi'_{QCD}(\tau), \quad (34)$$

the indexes $i = 1, 2$ and $j, k = 0, 1, 2, 3$. By solving the equation in Eq.(31) analytically, we finally obtain two solutions[66–68],

$$M_1^2 = \frac{b - \sqrt{b^2 - 4c}}{2} \quad (35)$$

$$M_2^2 = \frac{b + \sqrt{b^2 - 4c}}{2} \quad (36)$$

In Eqs.(35)-(36), M_1 and M_2 represent the masses of the ground state and the first radially excited state. Because the ground state mass in Eq.(35) suffers from additional uncertainties from the first radially excited state 2^3D_1 , we neglect this result and still use QCDSR I to obtain the mass and decay constant of ground state. In the following, we will refer to the QCD sum rules in Eq.(28) and Eq.(36) as the QCDSR II which is used to analyze the properties of the first radial excitation.

2.3 The numerical results

In the QCD side, we take the the vacuum condensates to be the standard values $\langle \bar{q}q \rangle = -(0.24 \pm 0.01 \text{ GeV})^3$, $\langle \bar{s}s \rangle = (0.8 \pm 0.1) \langle \bar{q}q \rangle$, $\langle \frac{\alpha_s GG}{\pi} \rangle = (0.012 \pm 0.004) \text{ GeV}^4$, $\langle g_s^3 GGG \rangle = 0.045 \text{ GeV}^6$ [48, 49, 69]. And the masses of quarks are taken to be $m_u = 2.16_{-0.26}^{+0.49} \text{ MeV}$, $m_d = 4.67_{-0.17}^{+0.48} \text{ MeV}$ and $m_s = 93_{-5}^{+11} \text{ MeV}$ from the Particle Data Group[46]. The final results also depend on two parameters, the Borel mass parameter T^2 and continuum threshold $s_0(s'_0)$. In order to choose the working interval of the parameters T^2 and $s_0(s'_0)$, two criteria should be satisfied which are pole dominance and OPE convergence. That is to say, the pole contribution should be as large as possible(larger than 40%) comparing with the contributions of the high resonances and continuum states. Meanwhile, we should also find a plateau, which will ensure OPE convergence and the stability of the final results. The plateau is often called Borel window.

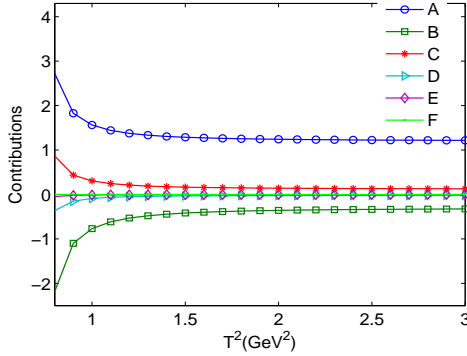


FIG. 1: The contributions of different condensate terms in the OPE with variations of the Borel parameters T^2 for $\rho(1^3D_1)$ meson, where A-F denote perturbative term, $\langle \frac{\alpha_s GG}{\pi} \rangle_{\eta_\mu}$, $\langle \frac{\alpha_s GG}{\pi} \rangle_{J_\mu^V}$, $\langle g_s^3 GGG \rangle_{\eta_\mu}$, $\langle g_s^3 GGG \rangle_{J_\mu^V}$, and $\langle q\bar{q}GG \rangle$.

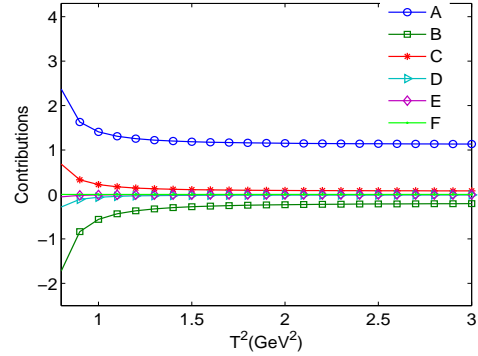


FIG. 2: The contributions of different condensate terms in the OPE with variations of the Borel parameters T^2 for $\rho(2^3D_1)$ meson, where A-F denote perturbative term, $\langle \frac{\alpha_s GG}{\pi} \rangle_{\eta_\mu}$, $\langle \frac{\alpha_s GG}{\pi} \rangle_{J_\mu^V}$, $\langle g_s^3 GGG \rangle_{\eta_\mu}$, $\langle g_s^3 GGG \rangle_{J_\mu^V}$, and $\langle q\bar{q}GG \rangle$.

The contributions from different parts of spectra density are defined as $\frac{\rho_{D_i}}{\sum \rho_{D_i}}$, where D_i represents the dimension of condensate terms. In Figs.1-4, we show the dependence of these condensate terms on Borel parameter T^2 . From these figures, we can see good OPE convergence for both ρ and ϕ mesons.

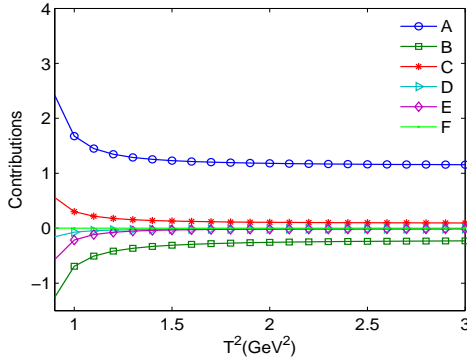


FIG. 3: The contributions of different condensate terms in the OPE with variations of the Borel parameters T^2 for $\phi(1^3D_1)$ meson, where A-F denote perturbative term, $\langle \frac{\alpha_s GG}{\pi} \rangle_{\eta_\mu}$, $\langle \frac{\alpha_s GG}{\pi} \rangle_{J_\mu^V}$, $\langle g_s^3 GGG \rangle_{\eta_\mu}$, $\langle g_s^3 GGG \rangle_{J_\mu^V}$, and $\langle q\bar{q}GG \rangle$.

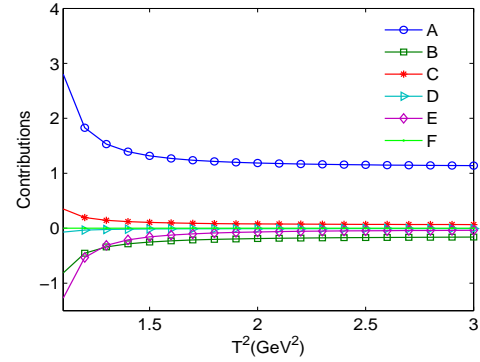


FIG. 4: The contributions of different condensate terms in the OPE with variations of the Borel parameters T^2 for $\phi(2^3D_1)$ meson, where A-F denote perturbative term, $\langle \frac{\alpha_s GG}{\pi} \rangle_{\eta_\mu}$, $\langle \frac{\alpha_s GG}{\pi} \rangle_{J_\mu^V}$, $\langle g_s^3 GGG \rangle_{\eta_\mu}$, $\langle g_s^3 GGG \rangle_{J_\mu^V}$, and $\langle q\bar{q}GG \rangle$.

When the Borel parameters are larger than 1.1 GeV² for $\rho(1^3D_1)$, $\rho(2^3D_1)$ and $\phi(1^3D_1)$ and larger than 1.4 GeV² for $\phi(2^3D_1)$, the results are rather stable with variations of the Borel parameters and the contributions from perturbative term is larger than 60%(see Table I).

The threshold parameters s_0 and s'_0 are used to include the ground state and the ground state plus the first radially excited state, respectively. Commonly, these parameters are chosen to be $\sqrt{s_0} = M_1 + \Delta_1$ and $\sqrt{s'_0} = M_2 + \Delta_2$. In order to include contributions from the ground state and to exclude the contaminations from the first radial excitation, the value of Δ_1 should be little than the gap between 1^3D_1 state and 2^3D_1 state. For ρ meson as an example, the masses of 1^3D_1 state and 2^3D_1 state are predicted to be about 1.7 GeV and 2.0 GeV[70], respectively. Theoretically, the value of Δ_1 is ~ 0.3 GeV. However, we should also consider its total width of 2^3D_1 state which was predicted to be $(234 \pm 30 \pm 25)$ MeV in reference[1]. Thus, the value of Δ_1 for ρ meson should be little than 0.3 GeV. In Fig.5, we show dependence of the mass of 1^3D_1 ρ meson on Borel parameters T^2 in different values of Δ_1 , where $\sqrt{s_0} = M_1 + \Delta_1 = 1.7 + 0.1 = 1.8$ GeV, $1.7 + 0.2 = 1.9$ GeV, $1.7 + 0.3 = 2.0$ GeV. When the Borel parameters are larger than 1.0 GeV², we can see from Fig.5 that the curve with $\sqrt{s_0} = M_1 + \Delta_1 = 1.7 + 0.2 = 1.9$ GeV shows more stability than those curves with $\sqrt{s_0} = 1.8$ GeV and $\sqrt{s_0} = 2.0$ GeV. In addition, the curve change rapidly with variation of the Borel parameters if $\sqrt{s_0}$ is taken to be $1.7 + 0.3 = 2.0$ GeV. This is because of the contaminations of the first radially excited state 2^3D_1 . Combined with these above considerations, the working region for the Borel parameter and continuum threshold for $\rho(1^3D_1)$ meson are determined to be 1.1 – 1.5 GeV² and $\sqrt{s_0} = 1.9$ GeV which are presented in Table I together with the pole and perturbative contributions.

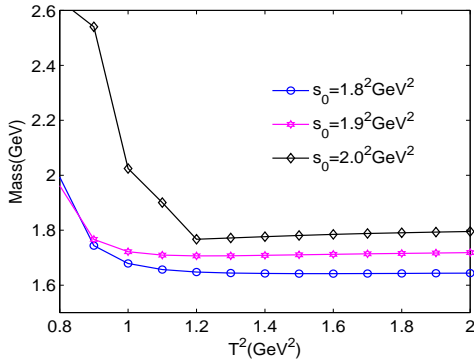


FIG. 5: The results for $\rho(1^3D_1)$ meson on Borel parameter T^2 , with different values of s_0 in QCDSR I.

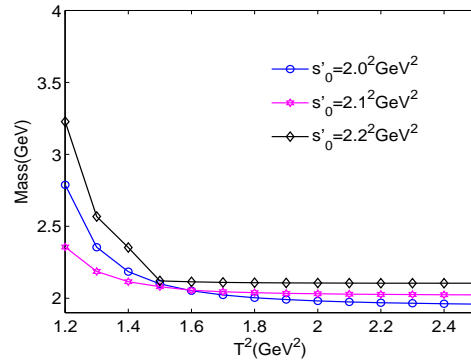


FIG. 6: The results for $\rho(2^3D_1)$ meson on Borel parameter T^2 , with different values of s'_0 in QCDSR II.

In reference[3, 70], the mass and decay width of the second radial excitation $\rho(3^3D_1)$ were predicted to be ~ 2.27 GeV and ~ 300 MeV. The energy gap between the first and the second radially excited states is about 250 MeV which suggests the continuum threshold parameter for $\rho(2^3D_1)$ in QCDSR II is $\sqrt{s'_0} \approx 2.0 + 0.25 = 2.25$ GeV. Considering the width of the second radially excited state, the value of $\sqrt{s'_0}$ in QCDSR II should be little than 2.25 GeV. From Fig.6, we can see that the results are more stable with continuum parameter $\sqrt{s'_0} = 2.1$ GeV than those of $\sqrt{s'_0} = 2.0$ GeV and $\sqrt{s'_0} = 2.2$ GeV. This phenomenon indicates that too large values of s'_0 will lead to contaminations from the second radially excited state and too small values can not totally include contribution of the first radially excitation. This above conclusion about ρ meson is also applicable to ϕ meson. In reference[8, 10, 19, 47], we know that the masses of the ground state, the first and the second radially excited states of vector ϕ meson are ~ 1.87 GeV, ~ 2.3 GeV and ~ 2.6 GeV. Their strong decay widths are ~ 400 MeV, ~ 200 MeV and ~ 200 MeV respectively. Combining with results obtained in different values of $s_0(s'_0)$ which are shown in Figs.7-8, we determine the working regions of Borel parameter T^2 and thresholds $s_0(s'_0)$ and also present them in Table I.

TABLE I: The Borel parameters T^2 and continuum threshold parameters $s_0(s'_0)$ for ρ and ϕ meson, where the pole stands for the pole contributions from the ground states or the ground states plus the first radially excited states, and the perturbative stands for the absolute value of contributions from the perturbative terms.

State	$T^2(\text{GeV}^2)$	$\sqrt{s_0}(\text{GeV})$	pole	perturbative
$\rho(1^3D_1)$	1.1 – 1.5	1.9	40 – 44%	61 – 68%
$\rho(2^3D_1)$	1.5 – 1.9	2.1	42 – 50%	67 – 74%
$\phi(1^3D_1)$	1.1 – 1.5	2.1	43 – 46%	62 – 71%
$\phi(2^3D_1)$	1.4 – 1.8	2.3	45 – 50%	69 – 76%

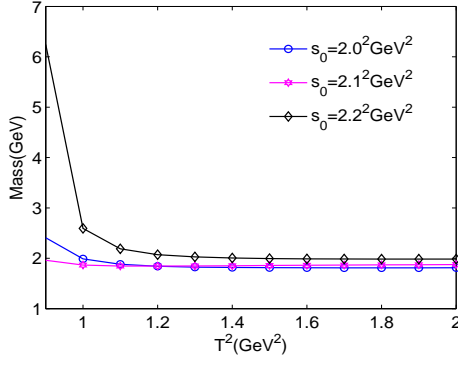


FIG. 7: The results for $\phi(1^3D_1)$ meson on Borel parameter T^2 , with different values of s_0 in QCDSR I.

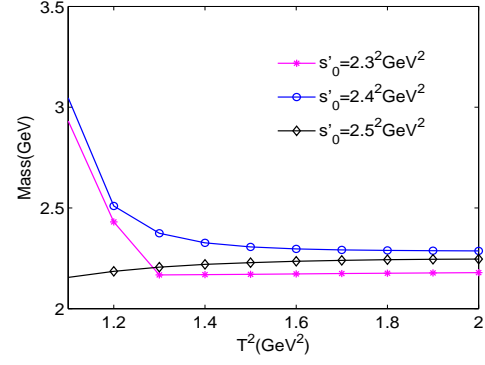


FIG. 8: The results for $\phi(2^3D_1)$ meson on Borel parameter T^2 , with different values of s'_0 in QCDSR II.

After two criteria of QCD sum rules are both satisfied, we can easily extract physical quantities. Before these extraction, we give a simple discussion about effects of different currents defined by Eqs.(2) and (5) on the final results. It can be seen from Figs.9-12 that the contribution of vertex J_μ^V in J_μ has a significant influence on the masses. These figures clearly show that the values coming from current $J_\mu = \eta_\mu + J_\mu^V$ are more stable in the Borel window than those coming from η_μ . That is, we can not obtain ideal Borel window if contribution coming from vertex J_μ^V was not considered. This effect can easily be explained according to Figs.1-4, which show that the contributions of vertex J_μ^V mainly originate from the condensate term $\langle \frac{\alpha_s}{\pi} GG \rangle_{J_\mu^V}$. This condensate term from vertex is at the same order of magnitude with $\langle \frac{\alpha_s}{\pi} GG \rangle$ and its contribution makes up 5% – 8% of the total contributions. Thus, its influence on the final results is obvious. In addition, contribution of $\langle g_s^3 GGG \rangle_{J_\mu^V}$ is one order of magnitude lower than that of $\langle \frac{\alpha_s}{\pi} GG \rangle_{J_\mu^V}$, but its contribution is comparable with that of $\langle g_s^3 GGG \rangle$. Thus, all these condensate terms coming from vertex play an important role and should not be neglected in light meson QCD sum rules.

TABLE II: The masses of ground state and the first radial excited state of vector D-wave ρ and ϕ mesons. All values in units of GeV.

State	This work	GI	Ebert	MGI	Bug	ERT	Exp
$\phi(1^3D_1)$	1.851 ± 0.095	1.876[8]	1.845[10]	1.869[19]	—	1.835[47]	—
$\phi(2^3D_1)$	2.176 ± 0.075	2.337[8]	2.258[10]	2.276[19]	—	2.185[47]	2.160 ± 0.080 [46]
$\rho(1^3D_1)$	1.708 ± 0.040	1.660[8], 1.664[71]	1.570[10]	1.646[71]	1.700[70]	—	1.720 ± 0.020 [46]
$\rho(2^3D_1)$	2.060 ± 0.044	2.150[8], 2.153[71]	1.900[10]	2.048[71]	2.000[70]	—	2.000 ± 0.030 [2, 5–7]

Finally, we can easily obtain the values of the masses for $\rho(1^3D_1)$, $\rho(2^3D_1)$, $\phi(1^3D_1)$ and $\phi(2^3D_1)$ states, which are shown in Figs.13-16 and Table II. After taking into account the uncertainties of the

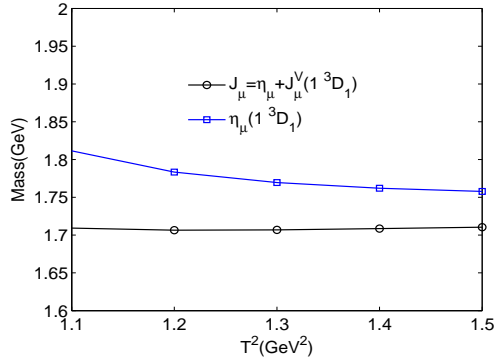


FIG. 9: The mass of $\rho(1^3D_1)$ state for different values of the Borel parameter T^2 , where the currents J_μ and η_μ are considered respectively.

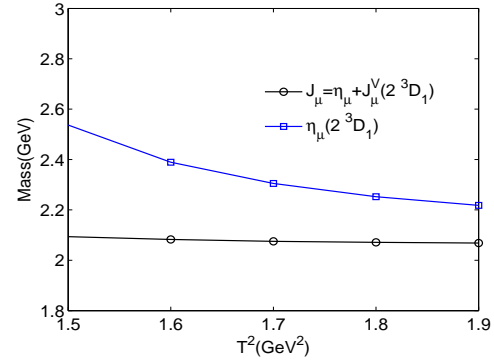


FIG. 10: The mass of $\rho(2^3D_1)$ state for different values of the Borel parameter T^2 , where the currents J_μ and η_μ are considered respectively.

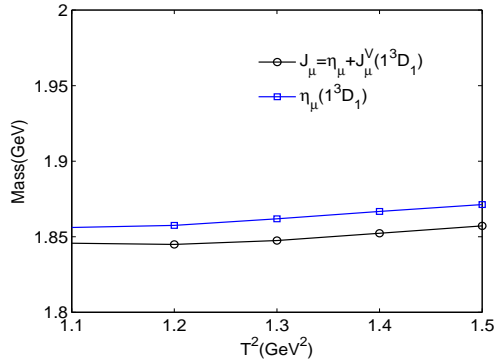


FIG. 11: The mass of $\phi(1^3D_1)$ state for different values of the Borel parameter T^2 , where the currents J_μ and η_μ are considered respectively..

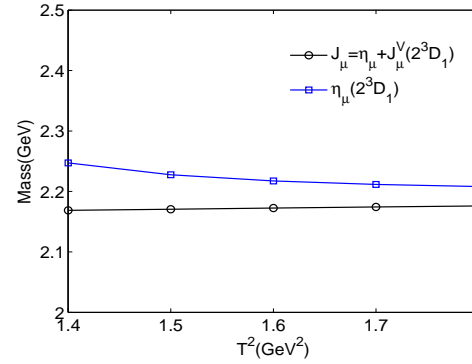


FIG. 12: The mass of $\phi(2^3D_1)$ state for different values of the Borel parameter T^2 , where the currents J_μ and η_μ are considered respectively.

input parameters, the uncertainties of the masses are also presented in Figs.13-16 which are marked as the Upper bound and Lower bound. Using these predicted masses as input parameters, we also obtain the decay constants from Eq.(22) and Eq.(28), which are presented in Figs.17-20 and Eq.(37). These estimated decay constants can be used to study the strong decay properties involving $\rho(1^3D_1)$, $\rho(2^3D_1)$, $\phi(1^3D_1)$ and $\phi(2^3D_1)$ with three-point QCD sum rules or light-core QCD sum rules.

There is no doubt that $\rho(1700)$ is a good candidate of 1^3D_1 ρ meson[46]. On this base, scientists estimated the mass of 2^3D_1 ρ meson to be ~ 2.000 GeV[3, 70]. From Table II, we can see that the predicted masses in this work for $\rho(1^3D_1)$ and $\rho(2^3D_1)$ are 1.708 ± 0.040 GeV and 2.060 ± 0.044 GeV. Recently, a resonance was observed in the $\omega\pi^0$ cross section by BESIII collaboration which was denoted as $Y(2040)$ [1]. This structure was predicted to be the 2^3D_1 ρ meson by its mass $(2034 \pm 14 \pm 9)\text{MeV}/c^2$ and decay width $(234 \pm 11 \pm 9)\text{MeV}$. Our predicted mass about this state is consistent well

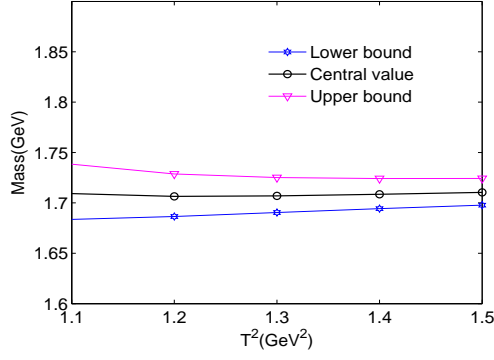


FIG. 13: The mass of $\rho(1^3D_1)$ state with variations of the Borel parameter T^2 .

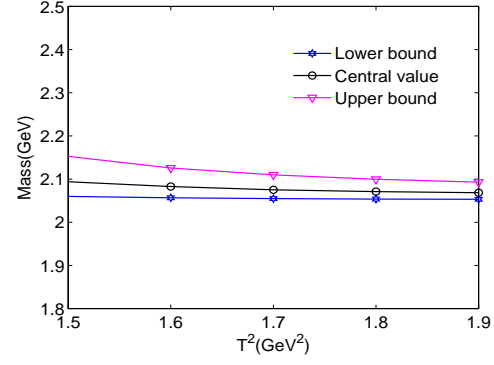


FIG. 14: The mass of $\rho(2^3D_1)$ state with variations of the Borel parameter T^2 .

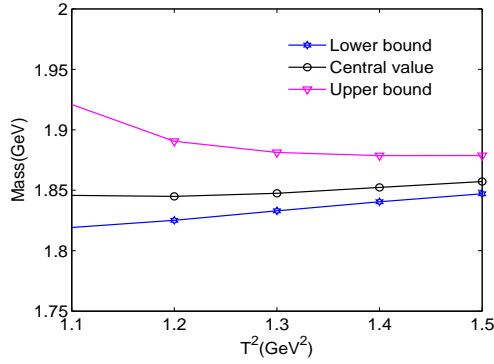


FIG. 15: The mass of $\phi(1^3D_1)$ state with variations of the Borel parameter T^2 .

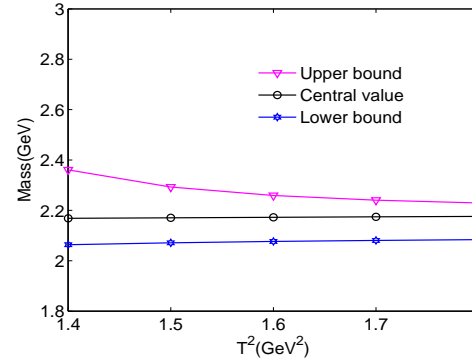


FIG. 16: The mass of $\phi(2^3D_1)$ state with variations of the Borel parameter T^2 .

with the experimental data, which means it is reasonable to assign $Y(2040)$ as the 2^3D_1 ρ meson.

Although the ground state of D-wave vector $s\bar{s}$ meson is still not observed in experiment, recently Particle Data Group assigned $\phi(2170)$ to be the 2^3D_1 ϕ meson with a mass of 2.16 GeV[46]. In addition, BESIII collaboration reported the mass of $\phi(2170)$ to be $(2179 \pm 21 \pm 3)\text{MeV}/c^2$ in the decay process $\omega\eta$ [1]. From Table II, we can see that the predicted masses of 2^3D_1 ϕ meson with different theoretical methods are not agreement well with each other. Our predicted mass for 2^3D_1 ϕ meson is 2.176 ± 0.075 GeV which agrees well with experimental data. In addition, we predict the mass of 1^3D_1 ϕ meson to be 1.851 ± 0.095 GeV which is roughly compatible with those of other collaborations.

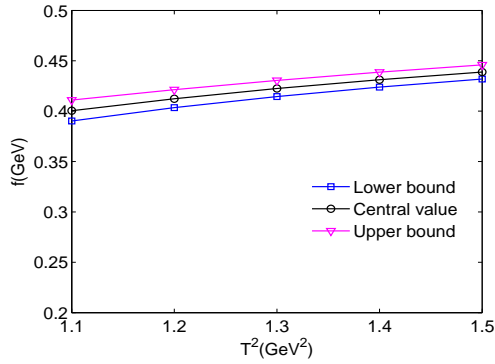


FIG. 17: The decay constant $\rho(1^3D_1)$ with variations of the Borel parameter T^2 .

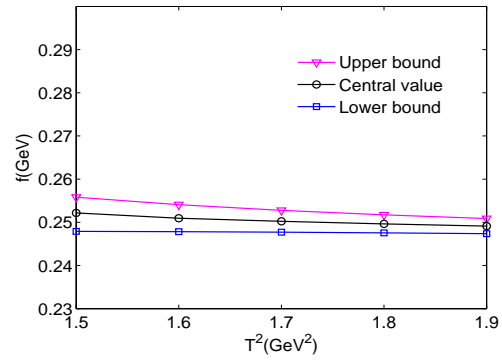


FIG. 18: The decay constant $\rho(2^3D_1)$ with variations of the Borel parameter T^2 .

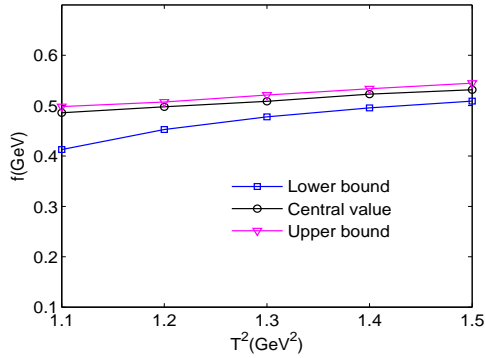


FIG. 19: The decay constant $\phi(1^3D_1)$ with variations of the Borel parameter T^2 .

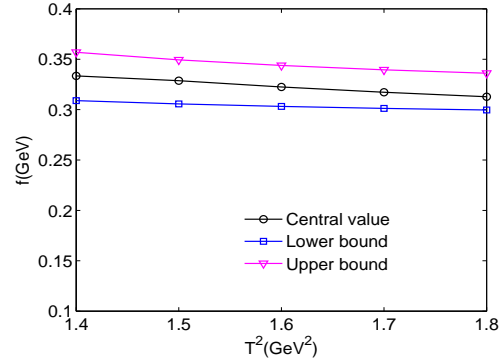


FIG. 20: The decay constant $\phi(2^3D_1)$ with variations of the Borel parameter T^2 .

This prediction is helpful in the future to search for this missing ground state in experiment.

$$\begin{aligned}
 f_{\rho(1^3D_1)} &= 0.421 \pm 0.019 \text{ GeV} \\
 f_{\rho(2^3D_1)} &= 0.250 \pm 0.012 \text{ GeV} \\
 f_{\phi(1^3D_1)} &= 0.509 \pm 0.034 \text{ GeV} \\
 f_{\phi(2^3D_1)} &= 0.345 \pm 0.021 \text{ GeV}
 \end{aligned} \tag{37}$$

4 Conclusions

In the past decades, more and more ρ and ϕ states have been observed in experiments. How to categorize these states into the meson family is an interesting topic, which can improve our knowledge of light meson spectrum. In this work, we study the masses and decay constants of the ground state and the first radially excited state of D-wave vector ρ and ϕ mesons with the QCD sum rules. Our calculation successfully reproduces the experimental data of 1^3D_1 ρ meson and 2^3D_1 ϕ meson,

which indicates our analysis is reliable. We predict the mass of 2^3D_1 ρ meson to be 2.060 ± 0.044 GeV, which is accordance with the mass of recently observed $Y(2040)$ state[1]. This result supports assigning $Y(2040)$ resonance to be the 2^3D_1 state. We also predict the mass of 1^3D_1 ϕ meson to be 1.851 ± 0.095 GeV. This result are roughly compatible with the values of other collaborations. Using the obtained masses as input parameters in QCDSR I and QCDSR II, we finally predict the decay constants for these meson states. The theoretical analysis in this work is not only helpful to confirm the underlying properties of these light mesons, but also serve further experimental investigation.

Acknowledgment

This work has been supported by the Fundamental Research Funds for the Central Universities, Grant Number 2016MS133, Natural Science Foundation of HeBei Province, Grant Number A2018502124.

-
- [1] M. Ablikim *et al.*(BESIII Collaboration), Phys. Lett. B 813, 136059(2021).
 - [2] A. V. Anisovich, C. A. Baker, C. J. Batty, D. V. Bugg, L. Montanet, V. A. Nikonov, A. V. Sarantsev, V. V. Sarantsev, and B. S. Zou, Phys. Lett. B 542, 8 (2002).
 - [3] L. P. He, X. Wang and X. Liu, Phys. Rev. D 88, 034008 (2013).
 - [4] A. Hasan and D. V. Bugg, Phys. Lett. B 334, 215(1994).
 - [5] A. V. Anisovich, C. A. Baker, C. J. Batty, D. V. Bugg, C. Hodd, H. C. Lu, V. A. Nikonov, A. V. Sarantsev, V. V. Sarantsev, and B. S. Zou, Phys. Lett. B 491, 47 (2000).
 - [6] A. V. Anisovich, C. A. Baker, C. J. Batty, D. V. Bugg, V. A. Nikonov, A. V. Sarantsev, V. V. Sarantsev, and B. S. Zou, Phys. Lett. B 508, 6 (2001).
 - [7] A. V. Anisovich, C. A. Baker, C. J. Batty, D. V. Bugg, V. A. Nikonov, A. V. Sarantsev, V. V. Sarantsev, and B. S. Zou, Phys. Lett. B 513, 281 (2001).
 - [8] S. Godfrey and N. Isgur, , Phys. Rev. D 32, 189 (1985).
 - [9] D. V. Bugg, Phys. Rep. 397, 257 (2004).
 - [10] D. Ebert, R. N. Faustov, and V. O. Galkin, Phys. Rev. D 79, 114029 (2009), arXiv:0903.5183 [hep-ph](2009).
 - [11] B. Aubert *et al.* (BABAR Collaboration), Phys. Rev. D 74, 091103 (2006).
 - [12] C. P. Shen *et al.* (Belle Collaboration), Phys. Rev. D 80, 031101 (2009).
 - [13] M. Ablikim *et al.* (BES Collaboration), Phys. Rev. Lett. 100, 102003 (2008).
 - [14] M. Ablikim *et al.* (BESIII Collaboration), Phys. Rev. D 91, 052017 (2015).
 - [15] M. Ablikim *et al.* (BESIII Collaboration), Phys. Rev. D 99, 012014 (2019).
 - [16] M. Ablikim *et al.* (BESIII Collaboration), Phys. Rev. D 99, 032001 (2019).
 - [17] M. Ablikim *et al.* (BESIII Collaboration), Phys. Rev. D 100, 032009 (2019).
 - [18] M. Ablikim *et al.* (BESIII Collaboration), Phys. Rev. D 102, 012008 (2020).
 - [19] C. Q. Pang, Phys. Rev. D 99, 074015 (2019), arXiv: 1902.02206[hep-ph](2019).

- [20] G. J. Ding and M. L. Yan, Phys. Lett. B 657, 49 (2007).
- [21] X. Wang, Z. F. Sun, D. Y. Chen, X. Liu, and T. Matsuki, Phys. Rev. D 85, 074024 (2012).
- [22] C. G. Zhao et al., Phys. Rev. D 99, 114014 (2019).
- [23] Q. Li, Long-Cheng Gui, Ming-Sheng Liu *et al.*, arXiv: 2004.05786(2020).
- [24] S. Coito, G. Rupp and E. van Beveren, Phys. Rev. D 80, 094011 (2009).
- [25] A. M. Badalian and B. L. G. Bakker, Few Body Syst. 60, 58 (2019).
- [26] T. Barnes, N. Black and P. R. Page, Phys. Rev. D 68, 054014 (2003).
- [27] G. J. Ding and M. L. Yan, Phys. Lett. B 650, 390 (2007).
- [28] J. Ho, R. Berg, and T. G. Steele, Phys. Rev. D 100, 034012(2019).
- [29] Z. G. Wang, Nucl. Phys. A 791, 106 (2007).
- [30] Z. G. Wang, Adv.High Energy Phys. 2020,6438730(2020),arXiv:1901.04815 [hep-ph](2019).
- [31] H. X. Chen, X. Liu, A. Hosaka and S. L. Zhu, Phys. Rev. D 78, 034012 (2008).
- [32] N. V. Drenska, R. Faccini and A. D. Polosa, Phys. Lett. B 669, 160 (2008).
- [33] C. R. Deng, J. L. Ping, and T. Goldman, Phys. Rev. D 82,074001 (2010).
- [34] S. Takeuchi and M. Takizawa, PoS Hadron 2017, 109 (2018).
- [35] S. S. Agaev, K. Azizi, and H. Sundu, Phys. Rev. D 101, 074012(2020).
- [36] H. W. Ke and X. Q. Li, Phys. Rev. D 99, 036014 (2019).
- [37] R. R. Dong *et al.*, Eur. Phys. J. C 80, 749 (2020).
- [38] F. X. Liu *et al.*, arXiv: 2008.01372(2020).
- [39] L. Zhao *et al.*, Phys. Rev. D 87, 054034 (2013).
- [40] E. Klempt and A. Zaitsev, Phys. Rep. 454, 1 (2007).
- [41] Y. Dong, A. Faessler, T. Gutsche, *et al.* Phys. Rev. D 96, 074027 (2017).
- [42] Y. L. Yang, D. Y. Chen, and Z. Lu, Phys. Rev. D 100, 073007(2019)
- [43] A. M. Torres et al., Phys. Rev. D 78, 074031 (2008).
- [44] S. Gomez-Avila, M. Napsuciale and E. Oset, Phys. Rev. D 79, 034018(2009).
- [45] L. Alvarez-Ruso, J. A. Oller, and J. M. Alarcon, Phys. Rev. D 80, 054011 (2009).
- [46] P.A. Zyla *et al.* (Particle Data Group), Prog. Theor. Exp. Phys. 2020, 083C01 (2020).
- [47] A.M. Badalian, B.L.G. Bakker,arXiv:1903.11504 [hep-ph](2019).
- [48] M. A. Shifman, A. I. Vainshtein and V. I. Zakharov, Nucl. Phys. B147,385(1979); Nucl. Phys. B147,448(1979).
- [49] L. J. Reinders, H. Rubinstein and S. Yazaki, Phys. Rept. 127,1(1985).
- [50] Guo Liang Yu, Zhi Gang Wang and Zhen Yu Li, Eur. Phys. J. C, 75:243(2015); Eur. Phys. J. C, 79:798(2019).
- [51] Z. G. Wang, Eur. Phys. J. C 75,427(2015).
- [52] S. Narison, Nucl. Part. Phys. Proc. 270, 143(2016).
- [53] H. Sundu and K. Azizi, Eur. Phys. J. A48,81(2012).
- [54] K. Azizi, H. Sundu, J. Y. Sungu and N. Yinelek, Phys. Rev. D88,036005(2013).
- [55] K. Azizi, Y. Sarac and H. Sundu, Eur. Phys. J. C74,3106(2014).
- [56] H. A. Alhendi, T. M. Aliev and M. Savci, JHEP 1604, 050(2016).
- [57] Z. G. Wang and Z. Y. Di, Eur. Phys. J. A 50, 143(2014); Z. G. Wang, Eur. Phys. J. C 74, 3123(2014).

- [58] K. Azizi, J. Y. Sungu, arXiv:1711.04288 [hep-ph](2019).
- [59] Zhi-Gang Wang, Hui-Juan Wang, Chin. Phys. C 45, 013109(2021).
- [60] E. van Beveren, G. Rupp, T. A. Rijken, and C. Dullemond, Phys. Rev. D 27, 1527 (1983).
- [61] N. Hammoud, R. Kaminski, V. Nazari, and G. Rupp, Phys. Rev. D 102, 054029 (2020).
- [62] T. M. Aliev and M. A. Shifman, Phys. Lett. B 112, 401(1982).
- [63] E. Bagan and S. Narison, Phys. Lett. B 214, 451(1988).
- [64] L. J. Reinders, S. Yazaki and H. R. Rubinstein, Nucl. Phys. B 196,125(1982).
- [65] Guo-Liang Yu, Zhi-Gang Wang, INT J MOD PHYS A, 34(26): 1950151(2019).
- [66] M. S. Maior de Sousa and R. Rodrigues da Silva, Braz. J. Phys. 46,730(2016).
- [67] Z. G. Wang, Commun. Theor. Phys. 63,325(2015).
- [68] Z. G. Wang, Chin. Phys. C 44, 063105(2020).
- [69] P. Colangelo and A. Khodjamirian, hep-ph/0010175(2000).
- [70] D. V. Bugg, Phys. Rev. D 87, 118501(2013).
- [71] Zheng-Ya Li, De-Min Li, En Wang, *et al.*, arXiv:2102.05356(2021)