

# Texture of One Equality in Neutrino Mass Matrix

A. Ismael<sup>1,2\*</sup>, E. I. Lashin<sup>1,2,3†</sup>, M. AlKhateeb<sup>4,5‡</sup> and N. Chamoun<sup>6§</sup>

<sup>1</sup> Department of Physics, Faculty of Science, Ain Shams University, Cairo 11566, Egypt.

<sup>2</sup> Centre for Fundamental Physics, Zewail City of Science and Technology, 6 October City, Giza 12578, Egypt.

<sup>3</sup> The Abdus Salam, ICTP, P. O. Box 586, 34100 Trieste, Italy.

<sup>4</sup> Department of Physics, Faculty of Science, Damascus University, Syria.

<sup>5</sup> Département de Physique, Université de Cergy-Pontoise, F-95302 Cergy-Pontoise, France.

<sup>6</sup> Physics Department, HIAST, P.O.Box 31983, Damascus, Syria.

February 28, 2025

## Abstract

We carry out a phenomenological and analytical study of the texture structures for the Majorana neutrino mass matrix characterized by one single equality between two independent matrix elements, with vanishing non-physical phases whose role in the definition we clarify. We find that all textures are viable in both types of hierarchy. We also present symmetry realizations for some patterns by using Abelian flavor symmetries within type-I, type-II and mixed type-(I+II) seesaw scenarios.

**Keywords:** Neutrino Physics; Flavor Symmetry;

**PACS numbers:** 14.60.Pq; 11.30.Hv;

## 1 Introduction

The neutrino oscillation observations present conclusive evidence that neutrinos are massive and that their flavor states do oscillate. Moreover, they open the door for physics beyond the standard model [1–5]. If we work in the flavor basis, where charged lepton mass matrix  $M_l$  is diagonal and assume the neutrinos are of Majorana-type, then the neutrino mass matrix  $M_\nu$  becomes symmetric with 12 free parameters. However, one can fix 3 “unphysical phases” without changing the physics leaving thus 9 physical free parameters in  $M_\nu$ . This number is still greater than the number of parameters which can be measured by the experiments. There are experimental bounds only on the values of the mass-squared differences, the three mixing angles ( $\theta_{12}$ ,  $\theta_{23}$ ,  $\theta_{13}$ ), and the Dirac phase  $\delta$ . However, no experimental constraints on the two Majorana-phases ( $\rho$  and  $\sigma$ ) up till now. In order to reduce the number of free parameters, some phenomenological models have been studied such as textures characterized by zero elements [6–9], zero minors [10–12], two vanishing subtraces [13] and partial  $\mu$ - $\tau$  symmetry [14].

---

\*ahmedEhusien@sci.asu.edu.eg

†slashin@zewailcity.edu.eg, elashin@ictp.it

‡mohkha88@gmail.com

§nidal.chamoun@hiast.edu.sy

In light of the recent experimental data in [15], we carry out in this paper a complete numerical investigation of all possible textures characterized by one equality between two independent matrix elements in  $M_\nu$  at all  $\sigma$ -levels. We motivate our work as follows. First, studies about one zero textures are abundant in the literature (e.g. [16–21]). Whereas one-zero textures were generalized to textures characterized by one-zero minor in [11] and by one-zero subtrace in [22], we further these studies in the present work by examining related textures. As we shall see, six one-equality textures can be related by unitary transformations to one-zero textures. This linkage between equality textures and zero textures helps in finding realization models for the former ones starting from ‘known’ realization models for the latter ones, as was detailed in [22]. In addition to this “indirect” way of realization, we shall also content ourselves in this work by finding directly realization patterns, and it is the same six patterns related to zero textures where we could find “direct” realizations. Second, our work is furthermore motivated by existing studies in the literature involving equalities between the entries or cofactors [23] in  $M_\nu$ , or involving hybrid textures [24,25] where one imposes an equality constraint and another one-zero constraint. Actually, the work of [25] can be considered as a special case of the present work by restricting the study to singular  $M_\nu$ . Third, it is well known that one needs to perturb the texture satisfying  $\mu$ - $\tau$ -symmetry ( $M_{e,\mu} = M_{e,\tau}$  and  $M_{\mu,\mu} = M_{\tau,\tau}$ ), which leads to a vanishing  $\theta_{13}$ , in order to meet experimental constraints. One of the ways to do this is to break one of the two defining equalities, as was done in [14], so we can consider the one-equality texture as a generalization of the ‘perturbed’  $\mu$ - $\tau$ -symmetry texture. Interestingly, we find that these ‘perturbed’ matrices, when looked upon as one-equality textures, are the ones which can be related to one-zero textures. Fourth, although the studied texture is represented by one constraint, and so one might think naively that its predictive power is weakened compared to textures defined by more, say two, constraints, however, the way we define the texture by one constraint after fixing the nonphysical phases, increases the constraints, and the number of free parameters to be spanned is not more than in some other textures defined by two constraints. As a matter of fact, the two-equalities constraint in [23], reduces the number of parameters in  $M_\nu$  from 12 to 8, and the spanning was carried out over 7 physical parameters therein, exactly as in our present work where fixing the nonphysical phases makes  $M_\nu$  of 9 parameters which are reduced to 7 upon imposing the one-equality constraint. It is not a trivial exercise that our one-equality texture, with  $9 - 2 = 7$  degrees of freedom, can satisfy eight experimental constraints: four ranges of  $(\theta_{12}, \theta_{23}, \theta_{13}, \delta)$  and two mass squares differences, added to two constraints on the lightest neutrino mass (LNM) coming from the ‘effective’ masses  $(m_e, m_{ee})$ . As we shall see, the parameter space, and especially for the  $(m_{ee}$  versus LNM) correlation plots, is well restricted in view of the experimental constraints. Moreover, one of the textures ( $M_{\nu 23} = M_{\nu 33}$  with inverted hierarchy), which is not viable except for  $3\sigma$  level, can be considered very predictive, in that it fortells, say, that at  $3\sigma$ -level  $\theta_{23}$  lies in the first octant and that  $\delta$  lies in  $[160^\circ, 200^\circ]$ . Finally, the work of [22] concerning textures where two independent entries are opposite each other is related to our current work, however they are not equivalent since both works adopt vanishing unphysical phases where one has no longer phase freedom allowing to relate one form to the other.

One important point that is usually mentioned only in passing concerns the role of the unphysical phases in the definition of the texture, in that some studies, e.g. [23], define the texture as the form of  $M_\nu$  which satisfies the specific defining constraint for at least one choice of the unphysical phases, whereas in other studies, e.g. [24,25], the texture is defined after fixing the unphysical phases. The two definitions are not equivalent, and there are advantages/disadvantages

in adopting one or the other of the two definitions. In this paper, we shall underline the difference between these two approaches for defining any given texture, contrasting their good and bad points, but for the phenomenology and the analysis, we shall stick to the second definition, putting all the unphysical phases to zero, because it corresponds to a tighter allowable parameter space, which would increase the predictability power of the texture. Moreover, the specific definition fixing the unphysical phases to zero makes the computations simpler and unlike the other definition, the corresponding constraint involves normally analytic functions of the matrix entries.

As said earlier, the texture with the constraint of one complex equality (2 real conditions) corresponds to a reduction by 2 degrees of freedom of the 9 physical parameters of  $M_\nu$ , so by varying all the seven free parameters ( $\theta_{12}$ ,  $\theta_{23}$ ,  $\theta_{13}$ ,  $\delta$ ,  $\rho$ ,  $\sigma$ ,  $\delta m^2$ ) randomly over their allowed experimental ranges, we can reconstruct  $M_\nu$  and see whether it meets the remaining experimental bounds getting, thus, allowed regions in the parameter space. We find that out of the 15 possible patterns, all of them can accommodate the experimental data in both hierarchy types. However, unlike the normal hierarchy ( $m_1 < m_2 < m_3$ ) case, there are two textures related by  $\mu$ - $\tau$ -symmetry which, in the case of inverted hierarchy ( $m_3 < m_1 < m_2$ ), are viable but only at the  $3\sigma$ -level, with a scarce acceptable region in the parameter space, which gives thus a strong predictive power.

In this study, we introduce the numerical discussion and correlation plots, in addition to analytical expressions, for nine possible textures, noting that the remaining six patterns are related to six of the studied nine patterns by a  $\mu$ - $\tau$  interchange symmetry. Although the current experimental data do not respect the  $\mu$ - $\tau$  interchange symmetry (e.g.  $\theta_y$  data is not symmetric around  $45^\circ$ ), and so in principle one can not relate automatically the allowed regions of two  $\mu$ - $\tau$ -symmetry-related patterns, however we checked that the corresponding results are consistent with the  $\mu$ - $\tau$ -symmetry combined with the experimental constraints, and that the corresponding correlation plots deviate slightly from each other. Thus we opted to limit the presentation to nine patterns.

We then introduce symmetry realizations for some viable patterns. We start by “direct” realizations using  $Z_2 \times Z_6$  abelian flavor symmetry within the type-I seesaw scenario and  $Z_2 \times Z'_2$  symmetry within the type-II seesaw scenario. The realization within mixed type-(I+II) scenarios by using  $Z_2 \times Z'_2 \times U(1)^3$  symmetry are also presented where  $U(1)^3$  represents a separate lepton number symmetry, which is softly broken by the 3-dim operators in the Higgs sector in order to avoid the existence of the Goldstone bosons. We follow by presenting briefly “indirect” realizations related to zero-textures

The plan of the paper is as follows: In section 2, we state explicitly the role of the unphysical phases in the texture definition, whereas in the following section 3 we introduce our notations, adopted conventions, and the experimental bounds of the oscillation and non-oscillation parameters. In section 4, we present the formulae that define the mass ratios ( $\frac{m_1}{m_3}$ ,  $\frac{m_2}{m_3}$ ) and the neutrino masses ( $m_1$ ,  $m_2$ ,  $m_3$ ) besides two classifications of all possible texture structures, one classification is based on the  $\mu$ - $\tau$ -interchange symmetry, whereas the other is based on the permutation group of order 3. In section 5, we present two tables summarizing the different predictions at all  $\sigma$ -levels, followed by the ( $m_{ee}$ -LNM) correlation plots at  $3\sigma$  for all textures in both types of hierarchy, then we discuss the numerical analysis for each independent texture and include correlation plots at  $2\sigma$ -level. In section 6, we present symmetry realizations for some viable texture structures in different seesaw schemes. We end up with a summary and conclusion in section 7. In one appendix, we write down the  $Z_2 \times Z'_2$  invariant terms for the type-II scalar

potential in one specific case.

## 2 Unphysical phases and the texture definition

We contrast in this section two ways used to define a texture given by a certain constraint relating the different entries of  $M_\nu$ . We assume we are in the flavor basis of the charged leptons which is defined up to a 3-dim phase matrix  $P = \text{diag}(e^{i\phi_1}, e^{i\phi_2}, e^{i\phi_3})$ , where  $(\phi_1, \phi_2, \phi_3)$  are the unphysical charged lepton phases. One can absorb  $P$  by redefining equally the “gauge” neutrino fields, upon which  $M_\nu$  is “phased” as\*:

$$(\nu \rightarrow P\nu) \Rightarrow (M_\nu \rightarrow M'_\nu = P^* M_\nu P^*) \quad (1)$$

Let's call a change of  $P$  a change of basis (or “gauge”). For a fixed parametrization of the  $V_{\text{PMNS}}$  (e.g. the familiar PDG [26], or the parametrization that we shall adopt where the third column is real), any  $M_\nu$  can be decomposed uniquely as:

$$M_\nu = (PV_{\text{PMNS}})M^d(PV_{\text{PMNS}})^T, \quad (2)$$

where  $M^d$  is diagonal with positive masses, so we write

$$P^* M_\nu P^* = M_\nu^{\text{phys}} = V_{\text{PMNS}} M^d (V_{\text{PMNS}})^T \quad (3)$$

The two matrices  $M_\nu$  and  $M_\nu^{\text{phys}}$  differ only in the unphysical phases but have the same physics and no way to distinguish one from the other by physical measurements. Any texture definition should be a characteristic of  $M_\nu^{\text{phys}}$ , such that two matrices differing only in the unphysical phases should together, either both satisfy the texture definition or neither does. There are two familiar approaches to guarantee this.

The role of the unphysical phases in the definition of the texture differs in the two approaches. In the first approach, call it the “generalized” definition, the texture is defined by satisfying a given mathematical constraint in at least one basis  $P$ , whereas in the second approach, call it the “specific” definition, the given constraint is met in one specific basis, say  $P = 1$ , i.e. it is defined as a constraint on the elements of  $M_\nu^{\text{phys}}$  rather than those of  $M_\nu$ . The generalized definition provides a less stringent constraint leading to an increase of the acceptable points in the correlation plots, which is a disadvantage regarding the predictability of the model. However, this generalized approach optimally leads to a definition which is independent of  $P$ , acquiring thus the advantage of a basis (or “gauge”)-independent definition. The systematic way in the generalized approach to reach a “good”  $P$ -invariant definition of the texture is subtle, in that we start from an explicit definition of the texture in one basis -say where  $P = 1$ -, then we replace the entries of  $M_\nu$  by the entries of the “phased” neutrino mass matrix  $M'_\nu = P^* M_\nu P^*$  by introducing the arbitrary phase  $\phi_i$ , and then subtly try to eliminate  $\phi_i$  in order to find, if possible, the  $P$ -invariant definition of the texture. In contrast, by choosing the basis  $P = 1$  in the specific approach, one fixes the “gauge”, thus the definition is “gauge”-dependent. Let us clarify this point by four examples, where the two definitions coincide in the first two examples whereas they differ in the last two.

---

\*We stress here that the Majorana neutrino mass states are not phased, as the corresponding mass term is not phase invariant, but rather we are redefining both the “gauge” neutrino fields and the corresponding mass matrix so that its diagonalizing matrix changes from, say,  $V_{\text{PMNS}}$  to  $PV_{\text{PMNS}}$ .



- The first example treats the “zero” texture, and to fix the ideas let us assume that the texture corresponds to one vanishing entry, say  $(1, 1)$  in the neutrino mass matrix. The specific definition corresponds to a constraint on  $M^{\text{phys}}$  entries, so

$$M_\nu(1, 1) = 0, \text{ “Specific” Zero texture definition at } P = 1. \quad (4)$$

For the generalized definition, we define our texture by

$$M'_\nu(1, 1) = 0 \Rightarrow e^{-2i(\phi_1)} M_\nu(1, 1) = 0. \quad (5)$$

We see now that the two definitions are equivalent and we have

$$M_\nu(1, 1) = 0, \text{ “Generalized” Zero texture definition.} \quad (6)$$

Note that the zero-texture definition is  $P$ -invariant and is identical in both the specific and the generalized definition cases.

- The vanishing minor texture, and to fix the ideas assume it corresponding to one vanishing minor obtained by deleting the entry  $(1, 1)$  in  $M_\nu$ . We thus have

$$M_\nu(2, 2)M_\nu(3, 3) - M_\nu(3, 2)M_\nu(2, 3) = 0, \text{ “Specific” Vanishing minor texture definition at } P = 1. \quad (7)$$

The generalized definition would apply to any  $M_\nu$  where one of the  $M'_\nu = P^* M_\nu P^*$  has the corresponding minor equal to zero. So we put

$$\begin{aligned} M'_\nu(2, 2)M'_\nu(3, 3) - M'_\nu(3, 2)M'_\nu(2, 3) &= 0 \Rightarrow \\ e^{-2i(\phi_2+\phi_3)} [M_\nu(2, 2)M_\nu(3, 3) - M_\nu(3, 2)M_\nu(2, 3)] &= 0 \end{aligned} \quad (8)$$

which would give again the same definition

$$M_\nu(2, 2)M_\nu(3, 3) - M_\nu(3, 2)M_\nu(2, 3) = 0, \text{ “Generalized” Vanishing minor texture definition.} \quad (9)$$

The two definitions coincide and the corresponding constraint equation is  $P$ -invariant.

- The third example concerns our Equality texture, and to fix the ideas let us assume it corresponds to an equality of the entries  $(1, 1)$  and  $(2, 2)$  in the neutrino mass matrix. Thus, we start by the specific definition given in the  $P = 1$  slice of vanishing unphysical phases, so we have

$$M_\nu(1, 1) = M_\nu(2, 2), \text{ “Specific” Equality texture definition at } P = 1. \quad (10)$$

Then, for the generalized definition, we define our texture by

$$M'_\nu(1, 1) = M'_\nu(2, 2) \Rightarrow e^{2i(\phi_2-\phi_1)} M_\nu(1, 1) = M_\nu(2, 2). \quad (11)$$

We try now to eliminate the arbitrary phases and find that the generalized definition of the equality texture would amount to

$$|M_\nu(1, 1)| = |M_\nu(2, 2)|, \text{ “Generalized” Equality texture definition.} \quad (12)$$

Note that this generalized definition is again independent of the unphysical phases and so applies irrespective of which  $P$  we choose. However, we see that the generalized definition represents just one “real” constraint in contrast to the “complex” constraint in the specific definition.

- The specific definition of the  $\mu$ - $\tau$ -symmetry is given simply as

$$M_\nu(1, 2) = M_\nu(1, 3) \quad , \quad M_\nu(2, 2) = M_\nu(3, 3), \quad \text{“Specific” } \mu\text{-}\tau\text{-symmetry at } P = 1, \quad (13)$$

and so the generalized  $\mu$ - $\tau$ -symmetry would be given by any neutrino mass matrix  $M_\nu$  satisfying

$$M'_\nu(1, 2) = M'_\nu(1, 3) \quad , \quad M'_\nu(2, 2) = M'_\nu(3, 3), \quad (14)$$

for one of the many  $M'_\nu$ s related to  $M_\nu$  by an arbitrary phase  $P$ . This leads to

$$e^{-i(\phi_1+\phi_2)}M_\nu(1, 2) = e^{-i(\phi_1+\phi_3)}M_\nu(1, 3) \quad , \quad e^{-2i\phi_2}M_\nu(2, 2) = e^{-2i\phi_3}M_\nu(3, 3). \quad (15)$$

Eliminating the arbitrary phases in a clever way in order to reach a definition not showing the unphysical phases leads to the generalized definition [27] which, compared to the 4 real constraints of the specific definition of Eq. 13, has now only 3 real constraints:

$$\begin{aligned} |M_\nu(1, 2)| &= |M_\nu(1, 3)|, |M_\nu(2, 2)| = |M_\nu(3, 3)| \quad , \quad \text{“Generalized” } \mu\text{-}\tau\text{-symmetry} \\ \arg(22) - \arg(33) + 2\arg(13) - 2\arg(12) &= 0 \quad : \quad \arg(ij) \equiv \arg(M_\nu(ij)) \end{aligned} \quad (16)$$

Note again that the generalized definition is formulated such that the effect of any unphysical parameter cancels out. Put it differently, in order to check whether a given matrix meets the texture definition, it suffices to restrict to the case  $P = 1$ .

Even though the specific definition is a basis(gauge)-dependent definition, however nothing wrong with it in the sense that any mass matrix can be, in a unique way by phasing, put into the slice of vanishing unphysical phases  $P = 1$ , where the definition is given, and so can be tested whether or not it meets the texture criteria. This specific approach is adopted by all studies (e.g. [9,14,24,25]) which pick the slice  $P = 1$  for simplicity, but surely the phenomenology will be different from that of the generalized definition.

Note also that it is not always possible to put the generalized definition in a form independent of the unphysical phases like what we did in Eqs. (12,16), so for a vanishing-trace texture [28] defined by ( $\text{Tr}(M_\nu) = 0$ ) one can not get rid of the phases of  $P$  in the generalized definition ( $\exists \alpha, \beta \in \mathbb{R} : M_\nu(1, 1) + e^{i\alpha}M_\nu(2, 2) + e^{i\beta}M_\nu(3, 3) = 0$ ). Numerically, the generalized definition corresponds to scanning the parameter space of  $P$  with arbitrary values, whereas in the specific definition,  $P$  is fixed (namely to the identity matrix) and we do not scan it.

Mathematically, we define an equivalence relation on the 12-dim space  $\mathcal{M}$  of complex symmetric  $3 \times 3$  matrices  $A$  by:

$$A \sim A' \Leftrightarrow \exists \text{phase matrix } P : A' = P.A.P \quad (17)$$

and the texture is defined actually on the set of equivalence classes  $\mathcal{M}/\sim \equiv \{[M]\}$ . Pictorially, we can represent  $\mathcal{M}$  by the plane with polar coordinates, and any 3-dim equivalence class of  $A$  is represented by the half-line  $D$  from the origin towards  $A$  corresponding to a fixed polar angle, whereas the 9-dim slice of  $P = 1$  is represented by the unit-circle  $S$ . Thus, changing  $M^{\text{phys}}$  would mean changing the polar angle, whereas changing the unphysical phases corresponds to changing the polar radius. We see in Fig. 1, that any  $D$  intersects  $S$  once and only once at a point  $f(A)$ , which we call the ‘projection’ of  $A$  onto  $S$ . The two ways to define the texture satisfying a certain constraint  $C$  given by  $g(M) = 0$ , where  $g$  is a vector function of 12-real variables, is as follows.

$$\text{“Generalized” definition: } A \in \text{texture} \Leftrightarrow \exists A' \in D : A' \text{ satisfies } C : g(A') = 0 \quad (18)$$

$$\text{“Specific” definition: } A \in \text{texture} \Leftrightarrow f(A) \text{ satisfies } C : g(f(A)) = 0 \quad (19)$$

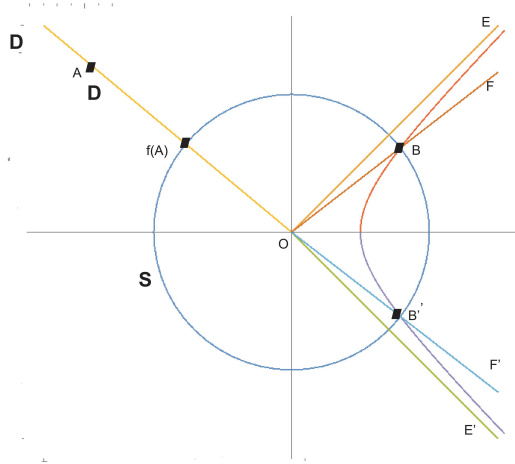


Figure 1: Generalized and Specific Definitions. The defining constraint is met at one point at least in the equivalence class  $D$  for the generalized definition, whereas, for the specific definition, it is met at the intersection of  $D$  and the vanishing unphysical slice  $S$ .

We see that a “ $P$ -invariant definition” for the texture given by the constraint  $g$  should satisfy

$$g(M) = 0 \Rightarrow \forall \text{ phase } P, g(P.M.P) = 0 \quad : \quad \text{“}P\text{-invariant” constraint } g \quad (20)$$

We see directly that the locus of  $g(M) = 0$  for a  $P$ -invariant constraint  $g$  would be a union of rays in the pictorial representation, as it does not involve nonphysical phases, and that both the specific and generalized definitions coincide for it<sup>†</sup>.

In order to show pictorially when both definitions coincide, let us take a texture defined by a constraint  $C$  represented in the figure by a subspace, say a hyperbola with asymptotes the bisectrices of first and fourth quarters ( $OE, OE'$ ) and which intersects  $S$  in the points  $B$  and  $B'$ . We see here that the specific definition applies then to all the matrices “equivalent” to  $\{B, B'\}$ , i.e. to the half-lines ( $OF$  and  $OF'$ ). However, if we adopt the generalized definition then all the matrices represented by the sector  $EOE'$  satisfy the definition, since any point in this sector has an equivalent point lying on the hyperbola. We see now that both definitions coincide when the constraint  $C$  satisfies  $f(C) = C \cap S$ , such as the constraint represented by the perimeter of the minor circle sector ( $OB B'$ ) which would be satisfied by all the points inside the sector  $FOF'$  in both definitions.

In this sense, all the constraints given by Eqs. (4, 7, 12 and 16) are  $P$ -invariant and, a fortiori, lead to the same locus for both definitions, and can be used directly to test any given  $M_\nu$  without the need to phase it.

In this work, we shall adopt the specific definition for the Equality texture, and restrict ourselves to the slice of  $P = 1$ , for the following reasons. First, putting  $P = 1$  simplifies the formulae, and leads to more constrained textures, and so the correlation plots become more clear and nuanced. Second, the specific definition normally involves analytic functions in contrast to the generalized definition (cf. Eqs.12,16).

However, once we adopt the specific definition we no longer have freedom of phasing the neutrino mass matrix. In this regard, one can see that the work of [22] and our current work are not equivalent, in that both adopt the specific definition, so two matrices ( $M_{+\nu}, M_{-\nu}$ ) satisfying

<sup>†</sup>The converse is not true in general, as one can check that for the trivial non  $P$ -invariant constraint  $g : M_{12} = M_{13} = M_{23} = \arg(11) = \arg(22) = \arg(33) = 0$ , both the specific and generalized definitions coincide and correspond to the diagonal  $3 \times 3$  complex matrices.

say  $(M_{+\nu}^{\text{phys}}(1, 1) = +M_{+\nu}^{\text{phys}}(2, 2), M_{-\nu}^{\text{phys}}(1, 1) = -M_{-\nu}^{\text{phys}}(2, 2))$  are not related and have different physics. Had the generalized definition been adopted then both textures of two-equal-elements or two-opposite-elements would have been equivalent because

$$M_\nu(a, b) = M_\nu(c, d), P = \text{diag}(e^{i\phi_1}, e^{i\phi_2}, e^{i\phi_3}) : \phi_a + \phi_b - \phi_c - \phi_d = \pi \Rightarrow M'_\nu(a, b) = -M'_\nu(c, d) \quad (21)$$

### 3 Notations

As said above, we restrict the study to vanishing unphysical phases. In the flavor basis, the Majorana neutrino mass matrix  $M_\nu$  can be diagonalized by a unitary transformation,

$$V^\dagger M_\nu V^* = \begin{pmatrix} m_1 & 0 & 0 \\ 0 & m_2 & 0 \\ 0 & 0 & m_3 \end{pmatrix}, \quad (22)$$

with  $m_i$  (for  $i = 1, 2, 3$ ) are real and positive neutrino masses. We adopt the parameterization where the third column of  $V$  is real. The three mixing angles  $(\theta_{12}, \theta_{23}, \theta_{13})$  and three phases  $(\rho, \sigma, \delta)$  are introduced as:

$$P^{\text{Maj.}} = \text{diag}(e^{i\rho}, e^{i\sigma}, 1), U = R_{23}(\theta_{23}) R_{13}(\theta_{13}) \text{diag}(1, e^{-i\delta}, 1) R_{12}(\theta_{12}),$$

$$V = UP^{\text{Maj.}} = \begin{pmatrix} c_{12}c_{13}e^{i\rho} & s_{12}c_{13}e^{i\sigma} & s_{13} \\ (-c_{12}s_{23}s_{13} - s_{12}c_{23}e^{-i\delta})e^{i\rho} & (-s_{12}s_{23}s_{13} + c_{12}c_{23}e^{-i\delta})e^{i\sigma} & s_{23}c_{13} \\ (-c_{12}c_{23}s_{13} + s_{12}s_{23}e^{-i\delta})e^{i\rho} & (-s_{12}c_{23}s_{13} - c_{12}s_{23}e^{-i\delta})e^{i\sigma} & c_{23}c_{13} \end{pmatrix}, \quad (23)$$

where  $R_{ij}(\theta_{ij})$  is the rotation matrix in the  $(i, j)$ -plane by angle  $\theta_{ij}$  and  $c_{12} \equiv \cos \theta_{12} \dots$ . We note that the  $\mu$ - $\tau$  permutation transformation:

$$T : \theta_{23} \rightarrow \frac{\pi}{2} - \theta_{23} \text{ and } \delta \rightarrow \delta \pm \pi, \quad (24)$$

interchanges the indices 2 and 3 of  $M_\nu$  and keeps the index 1 intact:

$$\begin{aligned} M_{\nu 11} &\leftrightarrow M_{\nu 11} & M_{\nu 12} &\leftrightarrow M_{\nu 13} \\ M_{\nu 22} &\leftrightarrow M_{\nu 33} & M_{\nu 23} &\leftrightarrow M_{\nu 23}. \end{aligned} \quad (25)$$

The solar and atmospheric neutrino mass-squared differences are defined as:

$$\delta m^2 \equiv m_2^2 - m_1^2, \quad \Delta m^2 \equiv \left| m_3^2 - \frac{1}{2}(m_1^2 + m_2^2) \right|, \quad (26)$$

and data indicate that their ratio, denoted by  $R_\nu$ , is quite small:

$$R_\nu \equiv \frac{\delta m^2}{\Delta m^2} \ll 1. \quad (27)$$

By studying neutrinoless double-beta decay and beta-decay kinematics, we obtain two non-oscillation parameters which put constraints on the neutrino mass scales: the effective Majorana mass term:

$$m_{ee} = |m_1 V_{e1}^2 + m_2 V_{e2}^2 + m_3 V_{e3}^2| = |M_{\nu 11}|, \quad (28)$$

and the effective electron-neutrino mass:

$$m_e = \sqrt{\sum_{i=1}^3 (|V_{ei}|^2 m_i^2)}. \quad (29)$$

The ‘sum’ parameter  $\Sigma$  is bounded via cosmological observations by:

$$\Sigma = \sum_{i=1}^3 m_i. \quad (30)$$

The last measurable quantity is Jarlskog rephasing invariant quantity [29], which measures CP violation in neutrino oscillation and is given by:

$$J = s_{12} c_{12} s_{23} c_{23} s_{13} c_{13}^2 \sin \delta. \quad (31)$$

The experimental bounds for the oscillation parameters ( $\theta_{12}$ ,  $\theta_{23}$ ,  $\theta_{13}$ ,  $\delta$ ,  $\delta m^2$ ,  $\Delta m^2$  and  $R_\nu$ ) are summarized in Table (1)

Parameter	Hierarchy	Best fit	$1\sigma$	$2\sigma$	$3\sigma$
$\delta m^2$ ( $10^{-5}\text{eV}^2$ )	NH, IH	7.37	[7.21,7.54]	[7.07,7.73]	[6.93,7.96]
$\Delta m^2$ ( $10^{-3}\text{eV}^2$ )	NH	2.53	[2.50,2.57]	[2.45,2.61]	[2.41,2.65]
	IH	2.51	[2.47,2.54]	[2.43,2.58]	[2.39,2.62]
$\theta_{12}$ ( $^\circ$ )	NH, IH	33.02	[32.02,34.09]	[30.98,35.30]	[30.00,36.51]
$\theta_{13}$ ( $^\circ$ )	NH	8.43	[8.30,8.55]	[8.11,8.74]	[7.92,8.90]
	IH	8.45	[8.27,8.59]	[8.08,8.78]	[7.92,8.94]
$\theta_{23}$ ( $^\circ$ )	NH	40.69	[39.82,41.89]	[38.93,43.29]	[38.10,51.66]
	IH	42.42	[40.23, 42.02] $\cup$ [48.86, 51.06]	[39.18, 44.02] $\cup$ [46.89, 52.01]	[38.29, 52.90]
$\delta$ ( $^\circ$ )	NH	248.40	[212.40, 289.80]	[180.00, 342.00]	[0.00, 30.60] $\cup$ [136.80, 360]
	IH	235.80	[201.60, 291.60]	[165.60, 338.40]	[0, 27.00] $\cup$ [124.20, 360]

Table 1: The experimental bounds for the oscillation parameters at 1-2-3 $\sigma$ -levels, taken from the global fit to neutrino oscillation data [15]. Normal and Inverted Hierarchies are respectively denoted by NH and IH

For the non-oscillation parameters  $\Sigma$  and  $m_{ee}$ , we adopt the ranges mentioned in the recent reference [30]<sup>‡</sup>, while for  $m_e$  we adopt values found earlier [33]:

$$\begin{aligned} \Sigma &< 0.7 \text{ eV}, \\ m_{ee} &< 0.3 \text{ eV}, \\ m_e &< 1.8 \text{ eV}. \end{aligned} \quad (32)$$

## 4 Texture of an equality between two matrix elements

Because  $M_\nu$  is a symmetric matrix and has 6 independent elements, we have 15 possibilities ( ${}^6C_2 = 15$ ) for equality between two independent matrix elements. The texture structures can

<sup>‡</sup>In [31, 32], tighter bounds on the parameter  $\Sigma$ , were found.

be classified into 7 categories, each -except the last- has 2 elements:

$$\begin{aligned}
A_1 : & \begin{pmatrix} a & a & c \\ a & b & d \\ c & d & e \end{pmatrix}, \quad A_2 : \begin{pmatrix} a & b & a \\ b & c & d \\ a & d & e \end{pmatrix}; \\
B_1 : & \begin{pmatrix} a & b & c \\ b & b & d \\ c & d & e \end{pmatrix}, \quad B_2 : \begin{pmatrix} a & b & c \\ b & d & e \\ c & e & c \end{pmatrix}; \\
C_1 : & \begin{pmatrix} a & b & c \\ b & d & e \\ c & e & e \end{pmatrix}, \quad C_2 : \begin{pmatrix} a & b & c \\ b & d & d \\ c & d & e \end{pmatrix}; \\
D_1 : & \begin{pmatrix} a & b & c \\ b & c & d \\ c & d & e \end{pmatrix}, \quad D_2 : \begin{pmatrix} a & b & c \\ b & d & e \\ c & e & b \end{pmatrix}; \\
E_1 : & \begin{pmatrix} a & b & c \\ b & a & d \\ c & d & e \end{pmatrix}, \quad E_2 : \begin{pmatrix} a & b & c \\ b & d & e \\ c & e & a \end{pmatrix}; \\
F_1 : & \begin{pmatrix} a & b & c \\ b & d & b \\ c & b & e \end{pmatrix}, \quad F_2 : \begin{pmatrix} a & b & c \\ b & d & c \\ c & c & e \end{pmatrix}; \\
G_1 : & \begin{pmatrix} a & b & c \\ b & d & a \\ c & a & e \end{pmatrix}, \quad G_2 : \begin{pmatrix} a & b & c \\ b & d & e \\ c & e & d \end{pmatrix}, \quad G_3 : \begin{pmatrix} a & b & b \\ b & c & d \\ b & d & e \end{pmatrix}. \tag{33}
\end{aligned}$$

We see that, apart from the G-category, the two elements in each category are transformed into each other upon carrying out a  $\mu$ - $\tau$  interchange symmetry. Each of the three elements in the G-category is invariant under  $\mu$ - $\tau$  transformation. Therefore, there are 9 independent patterns out of the 15 possible ones. Apart from the G-category, we shall limit our presentation to the first element in each remaining category and denote it by the category letter, i.e. dropping  $A_2$  we take  $A \equiv A_1$  (idem for other categories).

Actually there is a further classification of the one-equality texture based on the permutation group  $S_3$ . We know that  $S_3$  is generated by the transpositions  $(T_{ij}) : i \neq j \in \{1, 2, 3\}$ , where if we identify the elements of  $\{1, 2, 3\}$  with three basis elements of a 3-dim vector space, then each transposition  $T_{ij}$  can be represented by a  $3 \times 3$  matrix formed by switching the  $i^{th}$  and  $j^{th}$  columns in the  $3 \times 3$  identity matrix. More generally,  $M.T_{ij}(T_{ij}.M)$  is formed by exchanging the  $i^{th}$  and  $j^{th}$  columns (rows) in  $M$ , whereas the net effect of applying  $T_{ij}$  on both left and right ( $T_{ij}.M.T_{ij}$ ) is to switch the indices  $i \leftrightarrow j$  in  $M$ . Let us denote the set of one-equality textures by  $V = \cup V_i$  where  $V_i$  is one of the 15 10-dim vector spaces representing one of the classes mentioned above. Let us define the following ‘adjoint’ action of  $S_3$  on  $V$ <sup>§</sup>:

$$\alpha : S_3 \times V \rightarrow V \quad : \quad g(M) \equiv \alpha(g, M) = g.M.g^T = g.M.g^{-1} \tag{34}$$

<sup>§</sup> Embedding  $V$  as a subset of the 12-dim vectorspace  $\mathbb{M}$  of complex symmetric matrices, and embedding  $S_3$  as a subgroup of  $U(3)$  the group of unitary  $3 \times 3$  matrices, we have the ‘adjoint’ representation  $\mathcal{D}$  from  $U(3)$  on  $\mathbb{M}$  defined such that  $\mathcal{D}_U(M) = U^*.M.U^\dagger$ . Note that  $\mathcal{D}$  is slightly different from the usual adjoint representation defined by  $(\text{adj}_U(M) = U.M.U^{-1})$ , but the two definitions coincide on the subgroup of real orthogonal matrices.

We see that  $V$  can be written as a union of four invariant subsets  $Y$  of  $V$ , such that  $S_3.Y \equiv \alpha(S_3, Y) = Y$ , as follows.

$$\begin{aligned}
Y_1 &= E_1 \cup E_2 \cup G_2 : & M_{ii} &= M_{jj}, i \neq j; \\
Y_2 &= F_1 \cup F_2 \cup G_3 : & M_{ij} &= M_{jk}, i \neq j \neq k; \\
Y_3 &= G_1 \cup D_1 \cup D_2 : & M_{ii} &= M_{jk}, i \neq j \neq k; \\
Y_4 &= A_1 \cup A_2 \cup B_1 \cup B_2 \cup C_1 \cup C_2 : & M_{ii} &= M_{ij}, i \neq j;
\end{aligned} \tag{35}$$

We see that each invariant class  $Y_i$  is a union of orbits <sup>¶</sup>. Each orbit in  $(Y_i, i = 1, 2, 3)$  counts three members, whereas each orbit in  $Y_4$  counts 6 members. This classification is important because, as we shall see, only elements in  $(Y_1 \cup Y_2)$  can be related to one-zero textures, and so we can find realization of  $(Y_1 \cup Y_2)$  starting from known realizations of zero-textures. The classes  $(Y_1 \cup Y_2)$  related to one-zero textures are characterized also as being the classes to which belong the ‘perturbed’  $\mu$ - $\tau$ -symmetry patterns.

The equality condition is written as:

$$M_{\nu \ ab} - M_{\nu \ cd} = 0, \tag{36}$$

then we get

$$\sum_{k=1}^3 (U_{ak}U_{bk} - U_{ck}U_{dk})\lambda_k = 0, \tag{37}$$

where  $\lambda_1 = m_1 e^{2i\rho}$ ,  $\lambda_2 = m_2 e^{2i\sigma}$  and  $\lambda_3 = m_3$ . By solving Eq. (37), we get the mass ratios as functions of the mixing and phase angles:

$$\frac{m_1}{m_3} = \frac{\Re(A_3)\Im(A_2 e^{2i\sigma}) - \Re(A_2 e^{2i\sigma})\Im(A_3)}{\Re(A_2 e^{2i\sigma})\Im(A_1 e^{2i\rho}) - \Re(A_1 e^{2i\rho})\Im(A_2 e^{2i\sigma})}, \tag{38}$$

$$\frac{m_2}{m_3} = \frac{\Re(A_1 e^{2i\rho})\Im(A_3) - \Re(A_3)\Im(A_1 e^{2i\rho})}{\Re(A_2 e^{2i\sigma})\Im(A_1 e^{2i\rho}) - \Re(A_1 e^{2i\rho})\Im(A_2 e^{2i\sigma})}, \tag{39}$$

where the coefficients  $A_k$  is defined as,

$$A_k = U_{ak}U_{bk} - U_{ck}U_{dk}, \quad k = 1, 2, 3. \tag{40}$$

The neutrino masses are written as,

$$m_3 = \sqrt{\frac{\delta m^2}{(\frac{m_2}{m_3})^2 - (\frac{m_1}{m_3})^2}}, \quad m_1 = m_3 \times \frac{m_1}{m_3}, \quad m_2 = m_3 \times \frac{m_2}{m_3}. \tag{41}$$

As we see, there are seven input parameters  $(\theta_{12}, \theta_{23}, \theta_{13}, \delta, \rho, \sigma, \delta m^2)$  which together with the two real conditions in Eq. (37) permit us to determine the nine degrees of freedom of  $M_\nu$ . The strategy we follow consists of spanning  $(\theta_{12}, \theta_{23}, \theta_{13}, \delta, \delta m^2)$  over their experimental ranges at the 1-2-3 $\sigma$ -levels, while two Majorana-phases ( $\rho$  and  $\sigma$ ) are covered over their full ranges. Thus, we can determine the allowed regions in the 7-dim space at the 1-2-3 $\sigma$ -levels satisfying the other experimental constraints of  $\Delta m^2$  together with those of Eq. (32). Moreover, the correlations between any two of the neutrino physical parameters  $(\theta_{12}, \theta_{23}, \theta_{13}, \delta, \rho, \sigma, m_1, m_2, m_3, m_{ee}, m_e, J)$  can be studied graphically.

---

<sup>¶</sup>The orbit of an element  $x \in V$  is  $(S_3.x \equiv \alpha(S_3, x))$  the image of the action of  $S_3$  on this element.

## 5 Numerical discussion

In this section, we state the results of our numerical analysis for the nine possible independent textures<sup>‡</sup>. For each pattern, we introduce the coefficients  $A$ 's of Eq. (40), and evaluate the analytical expressions for the mass ratios and other neutrino physical parameters, which, however, are found to be too cumbersome to be presented. Therefore, we give some of them in their approximate form. The allowed ranges of the neutrino physical parameters ( $\theta_{12}$ ,  $\theta_{23}$ ,  $\theta_{13}$ ,  $\delta$ ,  $\rho$ ,  $\sigma$ ,  $m_1$ ,  $m_2$ ,  $m_3$ ,  $m_{ee}$ ,  $m_e$  and  $J$ ) at all statistical levels for each type of hierarchy are listed in Tables (2,3). We present 21 correlation plots for each independent pattern for both normal and inverted ordering generated from the accepted points of the neutrino physical parameters at the 2- $\sigma$ -level. Moreover, we state the neutrino mass matrix  $M_\nu$  for each independent texture with either hierarchy type at one representative acceptable point in the parameter space at the 3- $\sigma$ -level. We chose this representative point to be as close as possible to the best fit values for mixing and Dirac phase angles.

For each point, out of  $N$  of order ( $10^6$ - $10^{10}$ ) thrown randomly and uniformly in the 7-dim space of the parameters ( $\theta_{12}$ ,  $\theta_{23}$ ,  $\theta_{13}$ ,  $\delta$ ,  $\rho$ ,  $\sigma$ ,  $\delta m^2$ ), we test the other experimental constraints of  $\Delta m^2$  together with those of Eq. (32) in order to determine the acceptable regions in the parameter space. We find that among the presented patterns, all are viable but the texture  $C$  with inverted hierarchy is viable only at the 3- $\sigma$  level, whereas it is ruled out experimentally at the 2- $\sigma$  level and so no corresponding plots are presented.

From Tables (2,3), we see that the first neutrino mass  $m_1$  can reach a vanishing value, in normal ordering, for  $A$  and  $C$  patterns at all statistical levels as well as  $G_2$  pattern at the 3- $\sigma$ -level. However, the third neutrino mass  $m_3$  can reach zero value, in inverted ordering, for  $A$ ,  $B$ ,  $D$ ,  $F$ ,  $G_2$ ,  $G_3$  patterns at all  $\sigma$ -levels. Thus, out of the nine independent textures, three textures are predicted to allow for singular (non-invertible) neutrino mass matrix for normal ordering, whereas six textures can become singular in the case of inverted ordering. The predictions for the singular textures are consistent with the results found in [25]. The effective Majorana mass ( $m_{ee}$ ) can reach zero value in the case of normal ordering with regard to  $A$ ,  $C$  patterns at all  $\sigma$ -levels, and  $G_2$  pattern at the 3- $\sigma$ -level. The allowed values of the  $J$  parameter at the 1-2- $\sigma$ -levels for normal ordering and 1- $\sigma$ -level for inverted ordering are negative in all patterns, which means that  $\delta$  must belong to the third and fourth quarters. For both normal and inverted ordering in all patterns, the correlation between ( $\delta$ ,  $J$ ) is sinusoidal because of tiny variation of the mixing angles compared to the Dirac phase, thus  $J \propto \sin \delta$ . The appearing sinusoidal envelope is not covering a full sine curve, but rather the portion corresponding to the acceptable range of  $\delta$ . We also find a quasi degeneracy characterized by  $m_1 \approx m_2$  for all patterns in inverted type.

In the next subsections, we discuss the numerical results for each independent pattern supplemented by the correlation plots, at 2 $\sigma$  level for each hierarchy type. For each pattern apart from  $C$ , there are two large figures where the red (blue) sub-figures represent the correlation plots for normal (inverted) hierarchy. In the first figure, there exist four rows, where the first represents the correlations between the mixing angles while the next three ones depict the correlations between each mixing angle with the CP-violating phases. For the second figure, there are three rows, where the first represents the correlations between the CP-violating phases, the second represents the correlations between the experimentally constrained phase  $\delta$  and each of

<sup>‡</sup>As said before, we checked that the numerical results of the remaining 6 patterns ( $X_2 : X = A, \dots, F$ ) differ from their  $\mu$ - $\tau$ -symmetry related patterns in a predictable way consistent with this symmetry combined with the experimental constraints, although these latter bounds are not symmetric, so we opted not to present them.



J, LNM and  $m_{ee}$ , and the third row shows the degree of hierarchy for each pattern.

One remark is in order here in that the analytic expressions, albeit approximative, of the mass ratios  $(\frac{m_1}{m_3}, \frac{m_2}{m_3})$  (Eqs. 38, 39) lead to an approximate formula of  $\frac{m_2}{m_1}$  in terms of the mixing and phase angles. Imposing the ordering  $m_2 > m_1$ , and fixing the mixing angles around their central, or best fit, values due to the smallness of their allowed ranges compared to those of the phase angles, leads to a correlation amidst the phase angles which can be checked in the corresponding correlation plots.

Pattern $A \equiv M_{\nu 11} = M_{\nu 12}$												
quantity	$\theta_{12}^\circ$	$\theta_{23}^\circ$	$\theta_{13}^\circ$	$\delta^\circ$	$\rho^\circ$	$\sigma^\circ$	$m_1$ ( $10^{-1}$ eV)	$m_2$ ( $10^{-1}$ eV)	$m_3$ ( $10^{-1}$ eV)	$m_{ee}$ ( $10^{-1}$ eV)	$m_e$ ( $10^{-1}$ eV)	$J$ ( $10^{-1}$ )
						Normal Hierarchy						
$1\sigma$	32.02 – 34.09	39.82 – 41.89	8.30 – 8.55	212.41 – 289.79	0.22 – 179.57	0.03 – 179.98	$5.40 \times 10^{-7} - 0.58$	0.08 – 0.59	0.50 – 0.77	$4.56 \times 10^{-4} - 0.36$	0.08 – 0.59	–0.33 – –0.17
$2\sigma$	30.98 – 35.30	38.93 – 43.28	8.11 – 8.74	181.09 – 341.95	0.02 – $76.37 \cup 80.60 - 179.84$	0.03 – $127.00 \cup 131.90 - 179.95$	$9.99 \times 10^{-5} - 0.60$	0.08 – 0.61	0.49 – 0.78	$3.32 \times 10^{-3} - 0.38$	0.08 – 0.61	–0.34 – –0.00
$3\sigma$	30.00 – 36.51	38.10 – 51.65	7.92 – 8.90	0.05 – $30.58 \cup 136.80 - 358.31$	0.31 – 179.97	0.02 – 179.97	$1.60 \times 10^{-5} - 0.65$	0.08 – 0.66	0.49 – 0.83	$3.21 \times 10^{-4} - 0.40$	0.08 – 0.66	–0.36 – 0.23
						Inverted Hierarchy						
$1\sigma$	32.02 – 34.09	40.23 – $42.02 \cup 48.86 - 51.06$	8.27 – 8.59	202.74 – 240.66	0.66 – 179.77	0.30 – 179.92	0.49 – 2.31	0.50 – 2.32	$2.06 \times 10^{-4} - 2.26$	0.24 – 1.37	0.49 – 2.31	–0.29 – –0.12
$2\sigma$	30.98 – 35.30	39.18 – $44.02 \cup 46.89 - 52.00$	8.08 – 8.78	165.90 – 244.70	0.04 – 179.90	0.05 – 179.93	0.49 – 2.03	0.49 – 2.03	$7.09 \times 10^{-5} - 1.97$	0.23 – 1.03	0.48 – 2.03	–0.31 – 0.07
$3\sigma$	30.00 – 36.50	38.31 – 52.89	7.92 – 8.94	124.30 – 247.39	0.16 – 179.87	0.09 – 179.23	0.48 – 2.05	0.49 – 2.05	$1.03 \times 10^{-4} - 1.99$	0.23 – 1.02	0.48 – 2.05	–0.32 – 0.29
Pattern $B \equiv M_{\nu 12} = M_{\nu 22}$												
quantity	$\theta_{12}^\circ$	$\theta_{23}^\circ$	$\theta_{13}^\circ$	$\delta^\circ$	$\rho^\circ$	$\sigma^\circ$	$m_1$ ( $10^{-1}$ eV)	$m_2$ ( $10^{-1}$ eV)	$m_3$ ( $10^{-1}$ eV)	$m_{ee}$ ( $10^{-1}$ eV)	$m_e$ ( $10^{-1}$ eV)	$J$ ( $10^{-1}$ )
						Normal Hierarchy						
$1\sigma$	32.02 – 34.08	39.82 – 41.89	8.30 – 8.55	212.43 – 289.76	3.13 – 179.97	0.07 – $25.94 \cup 106.70 - 179.96$	0.14 – 1.21	0.16 – 1.21	0.52 – 1.31	0.05 – 0.96	0.16 – 1.21	–0.33 – –0.17
$2\sigma$	30.98 – 35.29	38.93 – 43.29	8.11 – 8.73	180.01 – 341.92	0.09 – 179.99	0.12 – 179.74	0.12 – 2.01	0.15 – 2.01	0.51 – 2.08	0.04 – 1.65	0.15 – 2.01	–0.34 – 0.00
$3\sigma$	30.00 – 36.50	38.10 – 51.65	7.92 – 8.90	2.42 – $30.54 \cup 136.80 - 359.73$	0.15 – 179.94	0.15 – 179.94	0.11 – 1.46	0.14 – 1.47	0.51 – 1.55	0.04 – 1.42	0.14 – 1.47	–0.36 – 0.23
						Inverted Hierarchy						
$1\sigma$	32.02 – 34.08	40.23 – $42.02 \cup 48.86 - 51.05$	8.27 – 8.59	221.48 – 291.57	0.00 – 179.95	0.036 – 179.89	0.49 – 2.33	0.50 – 2.33	$3.49 \times 10^{-5} - 2.28$	0.41 – 2.29	0.49 – 2.33	–0.33 – $-0.26 \cup -0.25 - -0.21$
$2\sigma$	30.98 – 35.29	39.18 – $44.02 \cup 46.90 - 51.99$	8.08 – 8.78	213.89 – 334.69	0.03 – 179.99	0.15 – 179.97	0.49 – 2.19	0.49 – 2.20	$1.24 \times 10^{-4} - 2.14$	0.41 – 2.14	0.48 – 2.19	–0.34 – –0.14
$3\sigma$	30.00 – 36.51	38.29 – 52.89	7.92 – 8.94	124.40 – $138.50 \cup 211.30 - 336.11$	0.05 – 179.84	0.02 – 179.94	0.48 – 2.18	0.49 – 2.18	$6.66 \times 10^{-6} - 2.13$	0.41 – 2.08	0.48 – 2.18	–0.35 – $-0.11 \cup 0.21 - 0.26$
Pattern $C \equiv M_{\nu 23} = M_{\nu 33}$												
quantity	$\theta_{12}^\circ$	$\theta_{23}^\circ$	$\theta_{13}^\circ$	$\delta$	$\rho$	$\sigma$	$m_1$ ( $10^{-1}$ eV)	$m_2$ ( $10^{-1}$ eV)	$m_3$ ( $10^{-1}$ eV)	$m_{ee}$ ( $10^{-1}$ eV)	$m_e$ ( $10^{-1}$ eV)	$J$ ( $10^{-1}$ )
						Normal Hierarchy						
$1\sigma$	32.02 – 34.09	39.82 – 40.78	8.30 – 8.55	212.40 – 272.16	0.09 – $109.40 \cup 144.00 - 179.85$	0.12 – $6.39 \cup 114.10 - 179.79$	$1.60 \times 10^{-4} - 0.17$	0.08 – 0.19	0.50 – 0.54	$1.21 \times 10^{-3} - 0.07$	0.08 – 0.19	–0.33 – –0.17
$2\sigma$	30.98 – 35.30	38.93 – 41.28	8.11 – 8.74	180.01 – 341.19	0.01 – 179.97	0.11 – $53.97 \cup 56.28 - 74.37 \cup 78.27 - 179.99$	$2.82 \times 10^{-5} - 0.30$	0.08 – 0.31	0.50 – 0.58	$4.66 \times 10^{-4} - 0.12$	0.08 – 0.31	–0.34 – 0.00
$3\sigma$	30.00 – 36.50	38.10 – $41.74 \cup 50.17 - 51.63$	7.92 – 8.90	0.25 – $30.50 \cup 136.90 - 359.84$	0.00 – 179.91	0.05 – 179.97	$2.80 \times 10^{-5} - 0.35$	0.08 – 0.36	0.49 – 0.61	$5.84 \times 10^{-4} - 0.11$	0.08 – 0.36	–0.35 – 0.23
						Inverted Hierarchy						
$1\sigma$	×	×	×	×	×	×	×	×	×	×	×	×
$2\sigma$	×	×	×	×	×	×	×	×	×	×	×	×
$3\sigma$	35.42 – 36.51	38.29 – 39.10	7.94 – 8.94	161.07 – 199.63	0.12 – $35.64 \cup 147.80 - 179.44$	59.64 – 125.67	0.65 – 2.33	0.66 – 2.33	0.44 – 2.27	0.20 – 0.71	0.65 – 2.33	–0.12 – 0.11
Pattern $D \equiv M_{\nu 13} = M_{\nu 22}$												
quantity	$\theta_{12}^\circ$	$\theta_{23}^\circ$	$\theta_{13}^\circ$	$\delta^\circ$	$\rho^\circ$	$\sigma^\circ$	$m_1$ ( $10^{-1}$ eV)	$m_2$ ( $10^{-1}$ eV)	$m_3$ ( $10^{-1}$ eV)	$m_{ee}$ ( $10^{-1}$ eV)	$m_e$ ( $10^{-1}$ eV)	$J$ ( $10^{-1}$ )
						Normal Hierarchy						
$1\sigma$	32.02 – 34.09	39.82 – 41.89	8.30 – 8.55	212.42 – 289.79	0.10 – $45.15 \cup 92.08 - 179.91$	0.02 – $44.11 \cup 95.18 - 179.98$	0.22 – 2.12	0.24 – 2.13	0.55 – 2.18	0.10 – 1.47	0.24 – 2.13	–0.33 – –0.17
$2\sigma$	30.98 – 35.29	38.93 – 43.28	8.11 – 8.74	180.01 – 341.94	0.05 – 179.62	0.02 – 179.98	0.20 – 1.93	0.21 – 1.93	0.54 – 2.00	0.09 – 1.36	0.22 – 1.93	–0.34 – 0.00
$3\sigma$	30.00 – 36.51	38.10 – 51.61	7.92 – 8.90	0.03 – $30.55 \cup 136.80 - 359.97$	0.04 – 179.92	0.15 – 179.76	0.17 – 1.99	0.18 – 2.00	0.52 – 2.06	0.07 – 1.59	0.19 – 2.00	–0.35 – 0.23
						Inverted Hierarchy						
$1\sigma$	32.02 – 34.09	40.23 – $42.02 \cup 48.86 - 51.0$	8.27 – 8.59	202.03 – 291.53	0.06 – 179.99	0.36 – 179.74	0.49 – 2.27	0.50 – 2.28	$3.13 \times 10^{-4} - 2.22$	0.30 – 2.17	0.49 – 2.27	–0.35 – –0.12
$2\sigma$	30.98 – 35.29	39.18 – $44.02 \cup 46.89 - 52.01$	8.08 – 8.78	$165.70 - 171.90 \cup 183.30 - 289.80 \cup 292.10 - 320.90$	0.20 – $51.22 \cup 53.63 - 179.97$	0.02 – 179.94	0.49 – 2.11	0.49 – 2.11	$1.32 \times 10^{-4} - 2.05$	0.30 – 1.81	0.48 – 2.11	–0.34 – $0.01 \cup 0.04 - 0.08$
$3\sigma$	30.01 – 36.50	38.29 – 52.89	7.92 – 8.94	$124.20 - 191.10 \cup 195.40 - 317.00 \cup 322.70 - 339.83$	0.20 – 179.99	0.02 – 179.85	0.48 – 2.24	0.49 – 2.25	$1.11 \times 10^{-4} - 2.19$	0.29 – 1.99	0.48 – 2.24	$-0.36 - 0.09 \cup -0.04 - -0.01 \cup 0.01 - 0.28$

Table 2: The 1-2-3  $\sigma$  predictions for the neutrino physical parameters ( $\theta_{12}$ ,  $\theta_{23}$ ,  $\theta_{13}$ ,  $\delta$ ,  $\rho$ ,  $\sigma$ ,  $m_1$ ,  $m_2$ ,  $m_3$ ,  $m_{ee}$ ,  $m_e$  and  $J$ ) with regard to A, B, C and D categories.

Pattern $E \equiv M_{\nu\ 11} = M_{\nu\ 22}$												
quantity	$\theta_{12}^\circ$	$\theta_{23}^\circ$	$\theta_{13}^\circ$	$\delta^\circ$	$\rho^\circ$	$\sigma^\circ$	$m_1$ (10 <sup>-1</sup> eV)	$m_2$ (10 <sup>-1</sup> eV)	$m_3$ (10 <sup>-1</sup> eV)	$m_{ee}$ (10 <sup>-1</sup> eV)	$m_e$ (10 <sup>-1</sup> eV)	$J$ (10 <sup>-1</sup> )
Normal Hierarchy												
1 $\sigma$	32.02 – 34.09	39.82 – 41.89	8.30 – 8.55	212.41 – 289.79	0.04 – 33.30 $\cup$ 150.90 – 179.92	0.04 – 55.12 $\cup$ 94.34 – 179.95	0.11 – 1.75	0.14 – 1.75	0.51 – 1.82	0.12 – 0.96	0.14 – 1.75	-0.33 – -0.17
2 $\sigma$	30.98 – 35.30	38.93 – 43.28	8.11 – 8.74	180.22 – 341.62	0.00 – 37.61 $\cup$ 149.00 – 179.93	0.04 – 82.22 $\cup$ 86.23 – 179.96	0.10 – 1.57	0.13 – 1.57	0.51 – 1.65	0.11 – 1.22	0.13 – 1.57	-0.34 – 0.00
3 $\sigma$	30.00 – 36.50	38.10 – 51.65	7.92 – 8.90	2.68 – 30.54 $\cup$ 136.80 – 359.86	0.02 – 36.48 $\cup$ 148.90 – 179.89	0.00 – 179.97	0.10 – 1.66	0.13 – 1.66	0.51 – 1.73	0.11 – 1.60	0.13 – 1.66	-0.35 – 0.24
Inverted Hierarchy												
1 $\sigma$	30.02 – 34.09	40.23 – 42.02 $\cup$ 48.86 – 51.06	8.27 – 8.59	202.19 – 291.58	0.08 – 32.95 $\cup$ 152.80 – 179.88	15.01 – 142.37	0.53 – 2.28	0.53 – 2.28	0.18 – 2.22	0.19 – 1.83	0.52 – 2.28	-0.33 – -0.12
2 $\sigma$	30.98 – 35.30	39.18 – 44.02 $\cup$ 46.90 – 52.01	8.08 – 8.78	166.10 – 170.40 $\cup$ 192.70 – 338.38	0.05 – 35.59 $\cup$ 150.60 – 179.98	9.58 – 165.37	0.51 – 2.33	0.52 – 2.33	0.16 – 2.28	0.17 – 2.10	0.51 – 2.33	-0.34 – -0.06 $\cup$ 0.05 – 0.07
3 $\sigma$	30.00 – 36.50	38.29 – 52.89	7.92 – 8.94	0.14 – 26.74 $\cup$ 124.20 – 171.50 $\cup$ 192.70 – 359.40	0.00 – 37.91 $\cup$ 150.40 – 179.99	15.24 – 168.73	0.50 – 2.19	0.51 – 2.19	0.13 – 2.13	0.14 – 1.78	0.50 – 2.18	-0.35 – 0.29
Pattern $F \equiv M_{\nu\ 12} = M_{\nu\ 23}$												
quantity	$\theta_{12}^\circ$	$\theta_{23}^\circ$	$\theta_{13}^\circ$	$\delta^\circ$	$\rho^\circ$	$\sigma^\circ$	$m_1$ (10 <sup>-1</sup> eV)	$m_2$ (10 <sup>-1</sup> eV)	$m_3$ (10 <sup>-1</sup> eV)	$m_{ee}$ (10 <sup>-1</sup> eV)	$m_e$ (10 <sup>-1</sup> eV)	$J$ (10 <sup>-1</sup> )
Normal Hierarchy												
1 $\sigma$	32.02 – 34.09	39.82 – 41.88	8.30 – 8.55	212.47 – 289.78	10.49 – 116.06	36.80 – 147.42	0.21 – 1.61	0.22 – 1.61	0.54 – 1.68	0.08 – 1.49	0.23 – 1.61	-0.33 – -0.17
2 $\sigma$	30.99 – 35.30	38.92 – 43.29	8.11 – 8.74	180.60 – 341.97	2.37 – 178.20	18.94 – 178.30	0.20 – 2.18	0.21 – 2.19	0.54 – 2.24	0.05 – 2.11	0.22 – 2.19	-0.34 – 0.00
3 $\sigma$	30.00 – 36.50	38.10 – 51.63	7.92 – 8.90	0.04 – 30.55 $\cup$ 137.00 – 172.80 $\cup$ 185.50 – 359.98	0.46 – 2.90 $\cup$ 6.75 – 175.70 $\cup$ 178.50 – 179.17	0.03 – 39.51 $\cup$ 44.10 – 179.95	0.19 – 2.16	0.21 – 2.16	0.53 – 2.22	0.04 – 1.92	0.21 – 2.16	-0.36 – 0.23
Inverted Hierarchy												
1 $\sigma$	32.02 – 34.09	40.23 – 42.02 $\cup$ 48.86 – 51.06	8.27 – 8.59	201.63 – 291.58	0.03 – 179.88	0.13 – 179.94	0.49 – 1.93	0.50 – 1.93	$6.86 \times 10^{-5}$ – 1.87	0.30 – 1.71	0.49 – 1.93	-0.33 – -0.11
2 $\sigma$	30.98 – 35.29	39.18 – 44.02 $\cup$ 46.89 – 52.00	8.08 – 8.78	166.14 – 333.51	0.06 – 179.96	0.25 – 179.71	0.49 – 2.06	0.49 – 2.06	$1.53 \times 10^{-5}$ – 2.00	0.29 – 1.97	0.48 – 2.06	-0.34 – 0.08
3 $\sigma$	30.00 – 36.51	38.30 – 52.89	7.92 – 8.94	124.30 – 173.50 $\cup$ 181.00 – 330.87	0.01 – 179.86	0.05 – 179.98	0.48 – 2.00	0.49 – 2.10	$6.13 \times 10^{-5}$ – 2.04	0.28 – 1.98	0.48 – 2.09	-0.36 – 0.06 $\cup$ -0.03 – 0.00 $\cup$ 0.03
Pattern $G_1 \equiv M_{\nu\ 11} = M_{\nu\ 23}$												
quantity	$\theta_{12}^\circ$	$\theta_{23}^\circ$	$\theta_{13}^\circ$	$\delta^\circ$	$\rho^\circ$	$\sigma^\circ$	$m_1$ (10 <sup>-1</sup> eV)	$m_2$ (10 <sup>-1</sup> eV)	$m_3$ (10 <sup>-1</sup> eV)	$m_{ee}$ (10 <sup>-1</sup> eV)	$m_e$ (10 <sup>-1</sup> eV)	$J$ (10 <sup>-1</sup> )
Normal Hierarchy												
1 $\sigma$	32.02 – 34.08	39.82 – 41.89	8.30 – 8.55	212.41 – 289.79	0.00 – 27.79 $\cup$ 163.40 – 179.97	0.06 – 179.98	0.18 – 2.20	0.20 – 2.21	0.54 – 2.26	0.18 – 2.17	0.20 – 2.21	-0.33 – -0.17
2 $\sigma$	30.98 – 35.30	38.93 – 43.28	8.11 – 8.74	180.02 – 260.70 $\cup$ 267.00 – 271.00 $\cup$ 274.40 – 341.98	0.02 – 29.18 $\cup$ 149.60 – 179.99	0.08 – 88.98 $\cup$ 93.51 – 97.62 $\cup$ 101.40 – 179.87	0.15 – 1.92	0.18 – 1.92	0.52 – 1.98	0.17 – 1.02	0.18 – 1.92	-0.34 – 0.00
3 $\sigma$	30.00 – 36.51	38.10 – 51.66	7.92 – 8.90	0.02 – 30.50 $\cup$ 137.10 – 359.94	0.08 – 30.42 $\cup$ 149.70 – 179.99	0.05 – 77.41 $\cup$ 82.15 – 91.70 $\cup$ 104.90 – 179.98	0.15 – 2.18	0.17 – 2.19	0.52 – 2.24	0.17 – 2.03	0.17 – 2.19	-0.33 – 0.24
Inverted Hierarchy												
1 $\sigma$	32.02 – 34.09	40.23 – 42.01 $\cup$ 48.86 – 51.05	8.27 – 8.59	201.60 – 262.90 $\cup$ 280.10 – 291.48	0.02 – 29.58 $\cup$ 158.60 – 179.98	16.67 – 168.14	0.53 – 2.24	0.53 – 2.24	0.18 – 2.18	0.20 – 2.04	0.52 – 2.24	-0.32 – -0.11
2 $\sigma$	30.98 – 35.29	39.18 – 44.02 $\cup$ 46.89 – 52.01	8.08 – 8.78	165.62 – 264.10 $\cup$ 280.20 – 338.37	0.03 – 31.48 $\cup$ 149.80 – 179.90	10.25 – 164.82	0.51 – 2.29	0.51 – 2.29	0.14 – 2.24	0.16 – 1.74	0.50 – 2.29	-0.34 – 0.08
3 $\sigma$	30.00 – 36.50	38.29 – 52.89	7.92 – 8.94	0.06 – 26.94 $\cup$ 124.60 – 261.40 $\cup$ 277.80 – 359.88	0.11 – 32.96 $\cup$ 147.00 – 179.97	15.41 – 166.37	0.50 – 2.29	0.51 – 2.30	0.11 – 2.24	0.14 – 1.70	0.50 – 2.29	-0.35 – 0.28
Pattern $G_2 \equiv M_{\nu\ 22} = M_{\nu\ 33}$												
quantity	$\theta_{12}^\circ$	$\theta_{23}^\circ$	$\theta_{13}^\circ$	$\delta^\circ$	$\rho^\circ$	$\sigma^\circ$	$m_1$ (10 <sup>-1</sup> eV)	$m_2$ (10 <sup>-1</sup> eV)	$m_3$ (10 <sup>-1</sup> eV)	$m_{ee}$ (10 <sup>-1</sup> eV)	$m_e$ (10 <sup>-1</sup> eV)	$J$ (10 <sup>-1</sup> )
Normal Hierarchy												
1 $\sigma$	32.02 – 34.08	39.82 – 41.88	8.30 – 8.55	212.42 – 289.69	45.13 – 165.46	6.73 – 105.31	0.17 – 1.68	0.19 – 1.68	0.53 – 1.75	0.05 – 1.38	0.19 – 1.68	-0.33 – -0.17
2 $\sigma$	30.98 – 35.29	38.95 – 43.29	8.11 – 8.74	180.06 – 341.99	0.13 – 6.23 $\cup$ 22.85 – 42.85 $\cup$ 46.57 – 179.81	0.01 – 149.50 $\cup$ 162.10 – 179.94	0.08 – 2.23	0.12 – 2.23	0.50 – 2.29	0.01 – 2.22	0.12 – 2.23	-0.34 – 0.00
3 $\sigma$	30.00 – 36.50	38.28 – 51.27	7.92 – 8.89	0.05 – 30.54 $\cup$ 136.90 – 359.94	0.00 – 179.96	0.01 – 179.96	$2.10 \times 10^{-5}$ – 1.09	0.08 – 1.10	0.49 – 1.20	$1.99 \times 10^{-3}$ – 1.06	0.08 – 1.10	-0.35 – 0.24
Inverted Hierarchy												
1 $\sigma$	32.02 – 34.08	40.23 – 44.02 $\cup$ 48.86 – 51.06	8.27 – 8.59	201.72 – 291.58	0.06 – 179.98	0.48 – 179.69	0.49 – 2.25	0.50 – 2.25	$8.75 \times 10^{-6}$ – 2.19	0.34 – 2.18	0.49 – 2.25	-0.33 – -0.12
2 $\sigma$	30.98 – 35.29	39.18 – 44.02 $\cup$ 46.90 – 52.01	8.08 – 8.78	169.40 – 175.40 $\cup$ 184.20 – 333.91	0.01 – 179.99	0.20 – 179.87	0.49 – 2.33	0.49 – 2.33	$1.53 \times 10^{-5}$ – 2.27	0.27 – 2.25	0.48 – 2.33	-0.35 – -0.02 $\cup$ 0.02 – 0.06
3 $\sigma$	30.00 – 36.51	38.29 – 52.90	7.92 – 8.94	1.02 – 26.32 $\cup$ 124.30 – 357.56	0.04 – 179.87	0.02 – 179.97	0.48 – 2.18	0.49 – 2.19	$8.61 \times 10^{-5}$ – 2.13	0.24 – 2.11	0.48 – 2.18	-0.36 – 0.28
Pattern $G_3 \equiv M_{\nu\ 12} = M_{\nu\ 13}$												
quantity	$\theta_{12}^\circ$	$\theta_{23}^\circ$	$\theta_{13}^\circ$	$\delta^\circ$	$\rho^\circ$	$\sigma^\circ$	$m_1$ (10 <sup>-1</sup> eV)	$m_2$ (10 <sup>-1</sup> eV)	$m_3$ (10 <sup>-1</sup> eV)	$m_{ee}$ (10 <sup>-1</sup> eV)	$m_e$ (10 <sup>-1</sup> eV)	$J$ (10 <sup>-1</sup> )
Normal Hierarchy												
1 $\sigma$	32.02 – 34.09	39.82 – 41.89	8.30 – 8.55	212.40 – 289.43	40.15 – 178.53	41.26 – 178.50	0.17 – 1.83	0.19 – 1.83	0.53 – 1.90	0.17 – 1.83	0.19 – 1.83	-0.33 – -0.17
2 $\sigma$	30.98 – 35.29	38.93 – 43.28	8.11 – 8.74	180.06 – 338.47	19.08 – 179.72	25.52 – 179.71	0.14 – 2.08	0.17 – 2.08	0.52 – 2.14	0.13 – 2.08	0.17 – 2.08	-0.34 – 0.00
3 $\sigma$	30.00 – 36.51	38.11 – 44.52 $\cup$ 45.57 – 51.65	7.92 – 8.90	0.10 – 30.55 $\cup$ 137.00 – 358.92	0.31 – 179.95	0.03 – -179.40	0.13 – 2.24	0.15 – 2.24	0.51 – 2.30	0.12 – 2.24	0.16 – 2.24	-0.35 – 0.23
Inverted Hierarchy												
1 $\sigma$	32.02 – 34.09	40.23 – 42.02 $\cup$ 48.86 – 51.06	8.27 – 8.59	201.68 – 291.57	0.03 – 179.98	0.04 – 179.99	0.49 – 2.27	0.50 – 2.27	$6.66 \times 10^{-5}$ – 2.22	0.48 – 2.22	0.49 – 2.27	-0.33 – -0.11
2 $\sigma$	30.98 – 35.29	39.18 – 43.97 $\cup$ 46.89 – 52.01	8.08 – 8.78	165.64 – 338.33	0.06 – 179.99	0.01 – 179.97	0.49 – 1.98	0.49 – 1.98	$8.18 \times 10^{-5}$ – 1.92	0.48 – 1.98	0.48 – 1.98	-0.33 – 0.08
3 $\sigma$	30.00 – 36.50	38.29 – 44.51 $\cup$ 45.47 – 52.89	7.92 – 8.94	0.18 – 26.97 $\cup$ 124.20 – 359.89	0.01 – 179.95	0.05 – 179.99	0.48 – 2.25	0.49 – 2.25	$3.78 \times 10^{-4}$ – 2.20	0.47 – 2.25	0.48 – 2.25	-0.35 – 0.28

Table 3: The 1-2-3  $\sigma$  predictions for the neutrino physical parameters ( $\theta_{12}$ ,  $\theta_{23}$ ,  $\theta_{13}$ ,  $\delta$ ,  $\rho$ ,  $\sigma$ ,  $m_1$ ,  $m_2$ ,  $m_3$ ,  $m_{ee}$ ,  $m_e$  and  $J$ ) with regard to E, F and G categories.

In addition to the fact that the  $C$  texture of inverted type is very predictive, with  $\theta_{13}$  in first octant and  $\delta$  in the range  $[160^\circ, 200^\circ]$ , all the patterns restrict well the allowed parameters space. We pay a special attention to the correlation ( $m_{ee}$  versus LNM), as it shows best this restriction. In fact we can look at any point of this correlation as a point satisfying, in addition to the two real constraints defining the one equality texture, seven experimental constraints (three mixing angles, one Dirac phase  $\delta$ , two squared mass differences  $\Delta^2 m_{\text{sol}}, \Delta^2 m_{\text{atm}}$  and one effective mass constraint, say  $m_e$ ) which are enough to determine the 9-parameter  $M_\nu$  with vanishing nonphysical phases, and thus to determine the LNM and the other effective parameter  $m_{ee}$ . Had there been no incertitude on the experimental constraints, one would have obtained one point in the plan ( $m_{ee}$ -LNM), whereas the obtained plots do reflect these allowed ranges in the experimental constraints.

Fig. (2) shows the nine possible correlations ( $m_{ee}$ - $m_1$ ) for normal ordering on log-log scales and at  $3\sigma$ -level. The plots show a direct relationship between the two parameters quite distinctive in the pattern  $G_3$ . However, for the nerve cell-like shape in pattern  $A$ , there is a singled out value for each parameter (3 m-eV for  $m_{ee}$  and 3-9 m-eV for  $m_1$ ) when the other one is getting vanished. The inverted type nine correlations are shown in Fig. (3), where the corresponding LNM is now  $m_3$ . Again, the parameter space is restricted, especially for the  $C$  and  $G_3$  patterns, and we see a high density of allowed points around non-vanishing  $m_3$  with decreasing  $m_{ee}$  in the cases ( $B, D, F, G_2$ ).

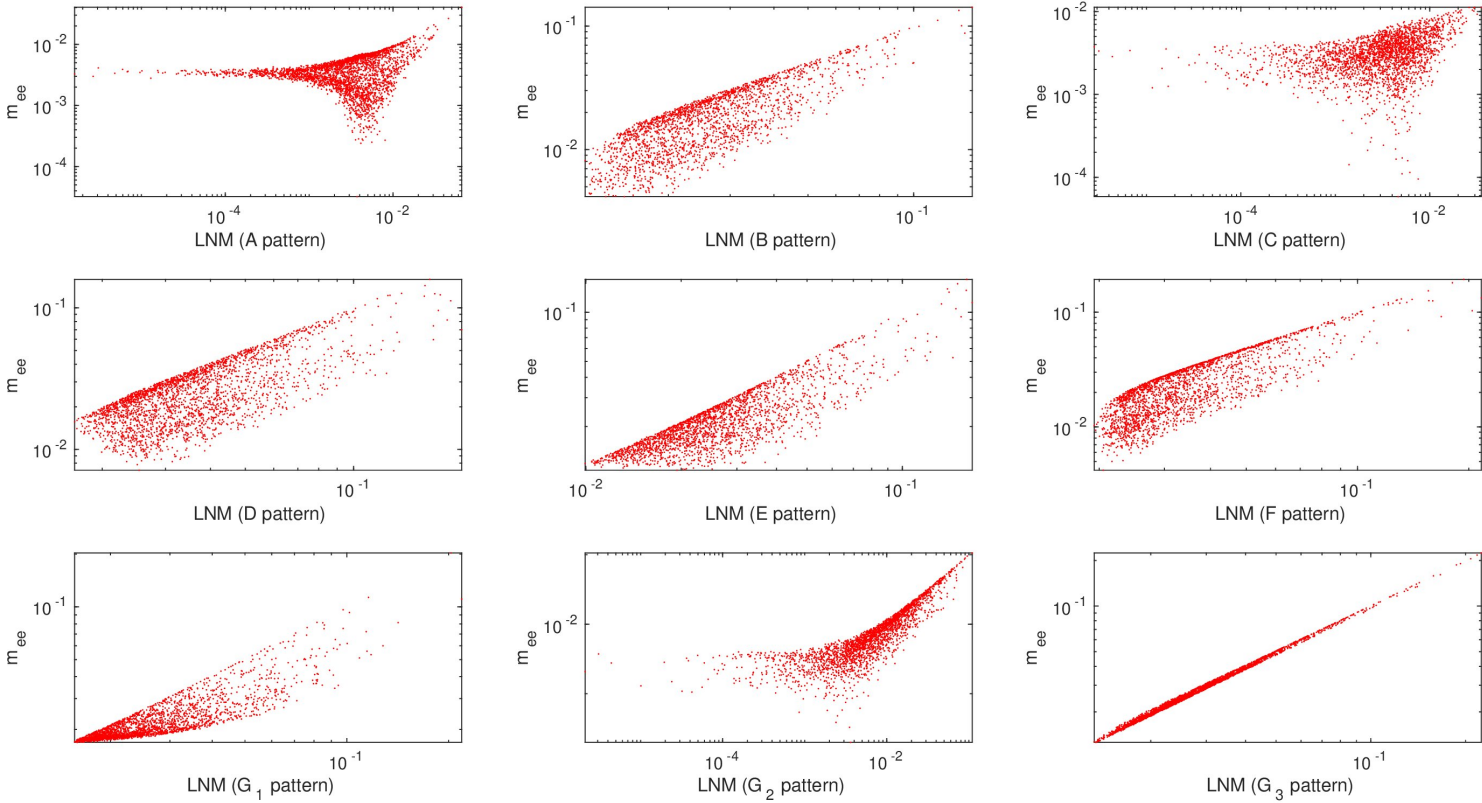


Figure 2: The correlation plots between LNM (lowest neutrino mass) and  $m_{ee}$  for the nine independent patterns in the case of normal ordering. LNM and  $m_{ee}$  are evaluated in eV.

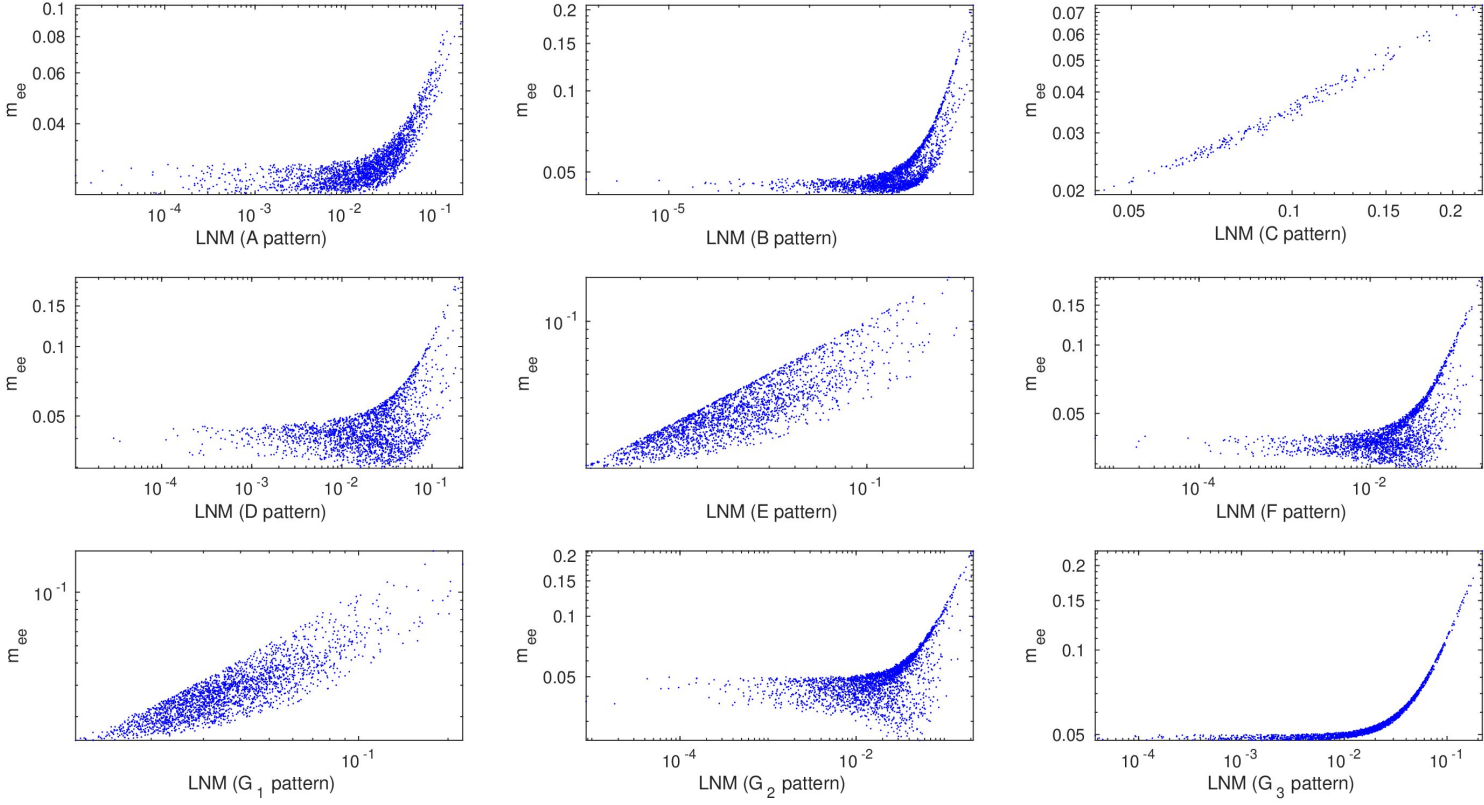


Figure 3: The correlation plots between LNM (lowest neutrino mass) and  $m_{ee}$  for the nine independent patterns in the case of inverted ordering. LNM and  $m_{ee}$  are evaluated in eV.

### 5.1 Pattern A: $M_{\nu 11} = M_{\nu 12}$

The expressions for  $A_1$ ,  $A_2$  and  $A_3$  coefficients for this pattern are

$$\begin{aligned} A_1 &= c_{12}^2 c_{13}^2 - c_{12} c_{13} (-c_{12} s_{23} s_{13} - s_{12} c_{23} e^{-i\delta}), \\ A_2 &= s_{12}^2 c_{13}^2 - s_{12} c_{13} (-s_{12} s_{23} s_{13} + c_{12} c_{23} e^{-i\delta}), \\ A_3 &= s_{13}^2 - s_{13} s_{23} c_{13}. \end{aligned} \quad (42)$$

The leading order approximation in powers of  $s_{13}$  for the mass ratios are given by

$$\begin{aligned} \frac{m_1}{m_3} &\approx \frac{(\cos \theta_{23} \sin(2\sigma - \delta) - \tan \theta_{12} \sin 2\sigma)}{(\cos 2\theta_{12} \cos \theta_{23} \cos \delta - \frac{1}{2} \sin 2\theta_{12} \sin^2 \theta_{23}) \sin(2\sigma - 2\rho) - \cos \theta_{23} \cos \delta \cos(2\sigma - 2\rho)} \sin \theta_{13}, \\ \frac{m_2}{m_3} &\approx \frac{(\cos \theta_{23} \sin(2\rho - \delta) + \tan \theta_{12} \sin 2\rho)}{(\cos 2\theta_{12} \cos \theta_{23} \cos \delta - \frac{1}{2} \sin 2\theta_{12} \sin^2 \theta_{23}) \sin(2\sigma - 2\rho) - \cos \theta_{23} \cos \delta \cos(2\sigma - 2\rho)} \sin \theta_{13}. \end{aligned} \quad (43)$$

from which we get

$$1 < \frac{m_2}{m_1} \approx \frac{\cos \theta_{23} \sin(2\rho - \delta) + \tan \theta_{12} \sin 2\rho}{\cos \theta_{23} \sin(2\sigma - \delta) - \tan \theta_{12} \sin 2\sigma} \quad (44)$$

This imposes correlations amidst the mixing and phase angles, which, after fixing the mixing angles at their central values, can be checked easily to be met in the corresponding correlation plots amidst the phase angles.

For normal ordering, the representative point is taken as:

$$\begin{aligned} (\theta_{12}, \theta_{23}, \theta_{13}) &= (33.2024^\circ, 41.5453^\circ, 8.3851^\circ), \\ (\delta, \rho, \sigma) &= (267.4139^\circ, 118.0098^\circ, 34.0716^\circ), \\ (m_1, m_2, m_3) &= (0.0021\text{eV}, 0.0091\text{eV}, 0.0498\text{eV}), \\ (m_{ee}, m_e) &= (0.0018\text{eV}, 0.0089\text{eV}), \end{aligned} \quad (45)$$

the corresponding neutrino mass matrix (in eV) is

$$M_\nu = \begin{pmatrix} 0.0012 + 0.0013i & 0.0012 + 0.0013i & 0.0085 - 0.0014i \\ 0.0012 + 0.0013i & 0.0213 - 0.0033i & 0.0250 + 0.0027i \\ 0.0085 - 0.0014i & 0.0250 + 0.0027i & 0.0260 - 0.0021i \end{pmatrix}. \quad (46)$$

For inverted ordering, the representative point is taken as:

$$\begin{aligned} (\theta_{12}, \theta_{23}, \theta_{13}) &= (33.3427^\circ, 42.6843^\circ, 8.3368^\circ), \\ (\delta, \rho, \sigma) &= (231.8342^\circ, 17.8908^\circ, 134.1781^\circ), \\ (m_1, m_2, m_3) &= (0.0496\text{eV}, 0.0503\text{eV}, 0.0043\text{eV}), \\ (m_{ee}, m_e) &= (0.0276\text{eV}, 0.0493\text{eV}), \end{aligned} \quad (47)$$

the corresponding neutrino mass matrix (in eV) is

$$M_\nu = \begin{pmatrix} 0.0271 + 0.0049i & 0.0271 + 0.0049i & -0.0296 - 0.0055i \\ 0.0271 + 0.0049i & -0.0189 - 0.0035i & 0.0160 + 0.0023i \\ -0.0296 - 0.0055i & 0.0160 + 0.0023i & -0.0046 - 0.0010i \end{pmatrix}. \quad (48)$$

We see from Table (2) that the mixing angles  $(\theta_{12}, \theta_{23}, \theta_{13})$  extend over their allowed experimental ranges for both normal and inverted hierarchies at all statistical levels. For inverted ordering, we find large forbidden regions for the Dirac phase  $\delta$  such as,  $[240.67^\circ, 291.60^\circ]$  at the 1- $\sigma$ -level,  $[244.71^\circ, 338.40^\circ]$  at the 2- $\sigma$ -level and  $[0^\circ, 27^\circ] \cup [247.40^\circ, 360^\circ]$  at the 3- $\sigma$ -level. There is a gap  $[76.38^\circ, 80.50^\circ]([127.10^\circ, 131.80^\circ])$  for  $\rho(\sigma)$  at the 2- $\sigma$ -level in the case of normal ordering. We see that  $m_1$  can reach a vanishing value in normal type at all  $\sigma$ -levels, whereas  $m_3$  approaches a zero value in inverted type at all  $\sigma$ -levels. Therefore, the singular pattern is predicted in both normal and inverted types at all  $\sigma$ -levels. The allowed values of  $J$  at the 1-2- $\sigma$ -levels for normal ordering and 1- $\sigma$ -level for inverted ordering are negative, so the corresponding  $\delta$  lies in the third or fourth quarters.

For normal ordering plots, there exists a narrow forbidden gap in all correlations including  $\rho$  and  $\sigma$  parameters. We find a moderate mass hierarchy where  $(0.16 \leq \frac{m_2}{m_3} \leq 0.78)$  and a severe mass hierarchy where  $m_2/m_1$  can reach  $10^3$  indicating the possibility of a vanishing  $m_1$ .

For inverted ordering plots, we have a linear correlation between  $(\rho, \sigma)$  represented by two narrow ribbons. We also see from the correlations including  $\delta$  that the number of generated points tends to increase as the phase  $\delta$  increases. We find a quasi degeneracy characterized by  $m_1 \approx m_2$  as well as a very strong mass hierarchy where  $m_2/m_3$  can reach  $10^4$  indicating the possibility of a vanishing  $m_3$ . Due to a relatively narrow allowed range for  $\delta$ , the appearing portion of the sinusoidal curve corresponding to the correlation between  $(J, \delta)$  is very small.

For both normal and inverted ordering, the correlations between  $(\delta, m_{ee})$  and between  $(\delta, \text{LNM})$  show that when  $m_{ee}$  and LNM increase, the allowed parameter space becomes more restricted.

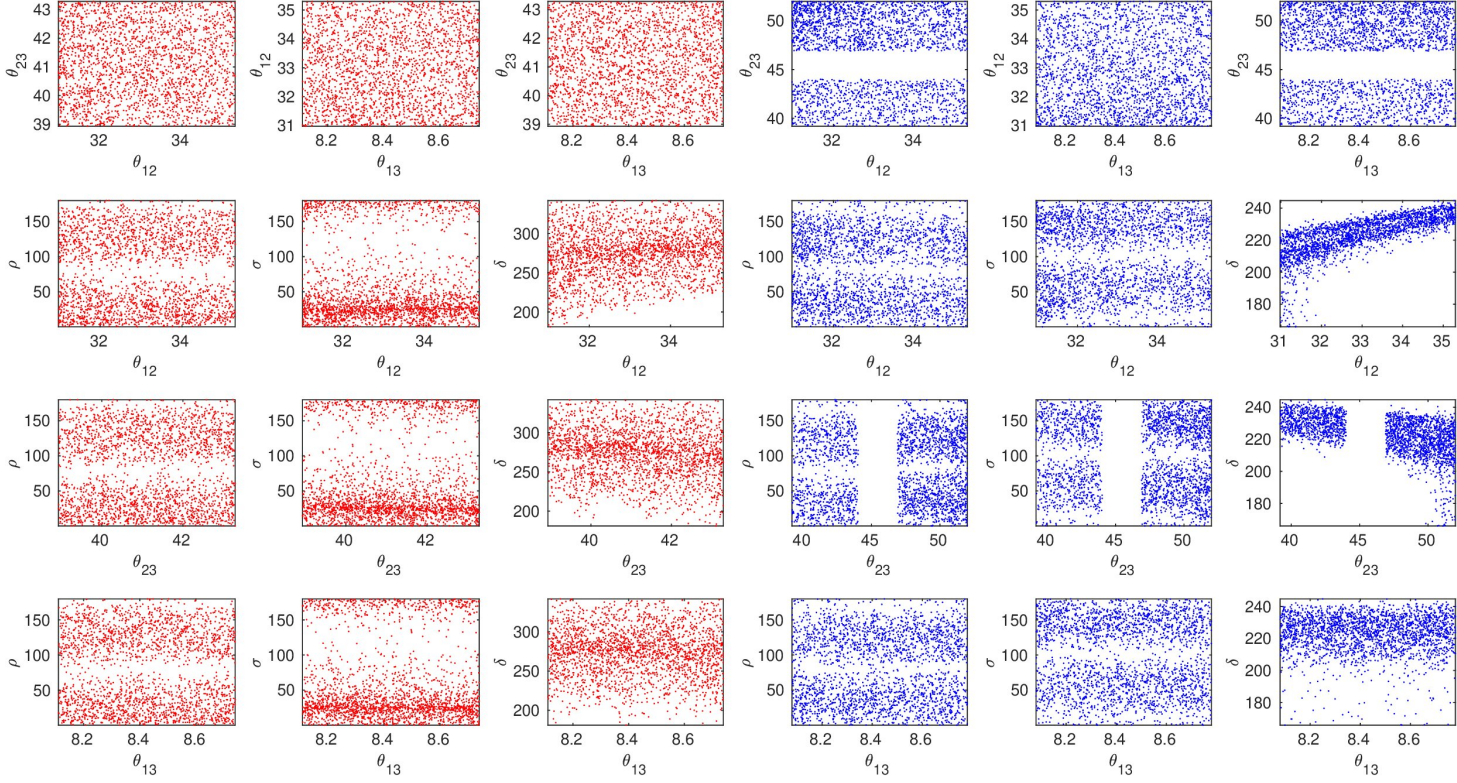


Figure 4: The correlation plots for  $A$  pattern: the red (blue) plots represent the normal (inverted) ordering correlations. The first row represents the correlations between the mixing angles while the next three ones depict the correlations between each mixing angle with the CP-violating phases. Angles (masses) are evaluated in degrees (eV).



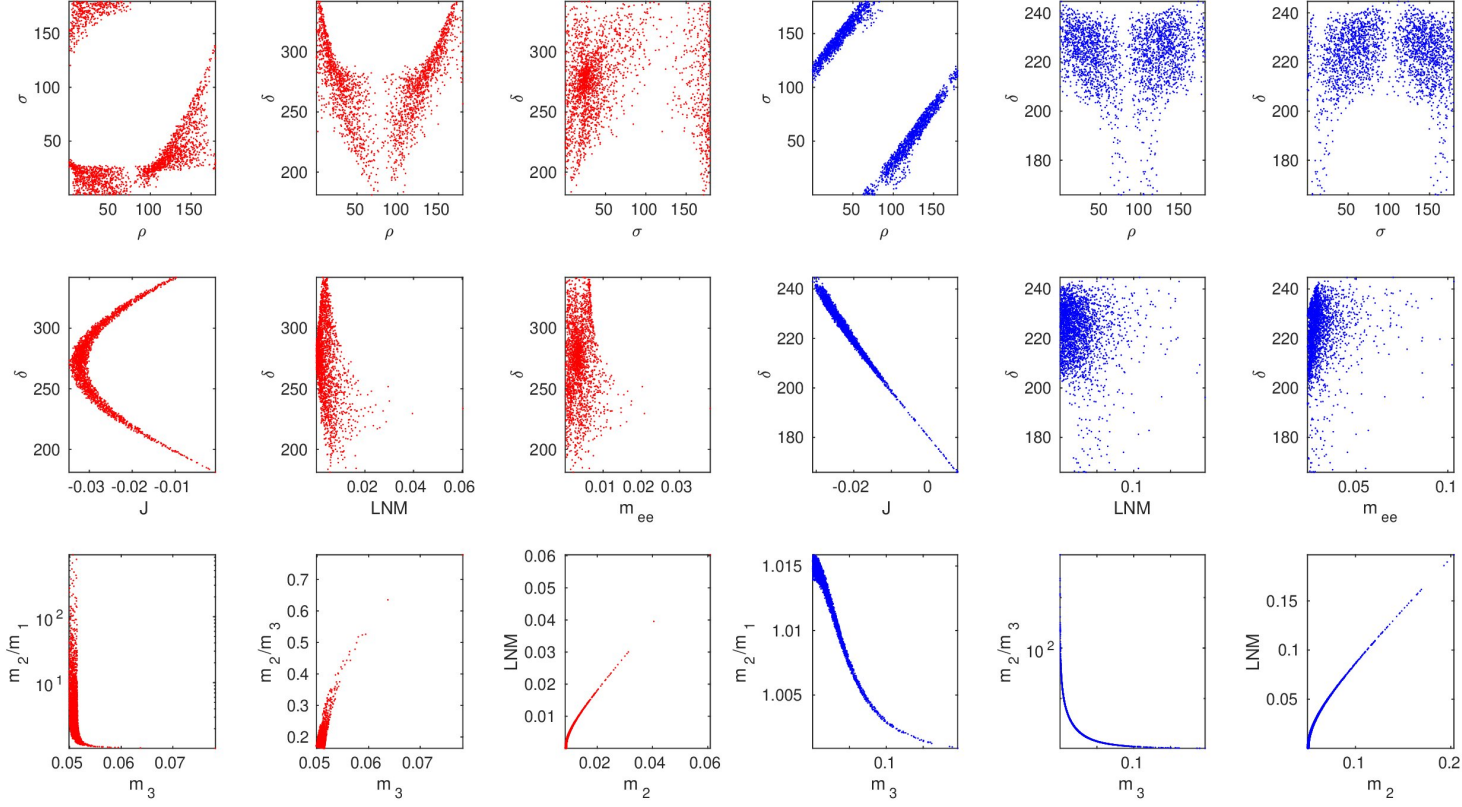


Figure 5: The correlation plots for  $A$  pattern: the red (blue) plots represent the normal (inverted) ordering correlations. The first row represents the correlations between the CP-violating phases, the second one represents the correlations between  $\delta$  and each of  $J$ , LNM (the lowest neutrino mass),  $m_{ee}$  parameters. The last one shows the degree of hierarchy. Angles (masses) are evaluated in degrees (eV).

## 5.2 Pattern B: $M_{\nu 12} = M_{\nu 22}$

The expressions for  $A_1$ ,  $A_2$  and  $A_3$  coefficients for this pattern are

$$\begin{aligned} A_1 &= c_{12}c_{13}(-c_{12}s_{23}s_{13} - s_{12}c_{23}e^{-i\delta}) - (-c_{12}s_{23}s_{13} - s_{12}c_{23}e^{-i\delta})^2, \\ A_2 &= s_{12}c_{13}(-s_{12}s_{23}s_{13} + c_{12}c_{23}e^{-i\delta}) - (s_{12}s_{23}s_{13} + c_{12}c_{23}e^{-i\delta})^2, \\ A_3 &= s_{13}s_{23}c_{13} - s_{23}^2c_{13}^2. \end{aligned} \quad (49)$$

The leading order approximation in  $s_{13}$  for the mass ratios are given by

$$\begin{aligned} \frac{m_1}{m_3} &\approx \sin \theta_{23} \tan \theta_{23} \left( \frac{\cot \theta_{12} \cos \theta_{23} \sin(2\sigma - 2\delta) - \sin(2\sigma - \delta)}{\cos \theta_{23} \sin \delta \cos(2\rho - 2\sigma) + (\cos 2\theta_{12} \cos \theta_{23} \cos \delta - \sin \theta_{12} \cos \theta_{12} \sin^2 \theta_{23}) \sin(2\rho - 2\sigma)} \right) \\ \frac{m_2}{m_3} &\approx -\sin \theta_{23} \tan \theta_{23} \left( \frac{\tan \theta_{12} \cos \theta_{23} \sin(2\rho - 2\delta) + \sin(2\rho - \delta)}{\cos \theta_{23} \sin \delta \cos(2\rho - 2\sigma) + (\cos 2\theta_{12} \cos \theta_{23} \cos \delta - \sin \theta_{12} \cos \theta_{12} \sin^2 \theta_{23}) \sin(2\rho - 2\sigma)} \right) \end{aligned} \quad (50)$$

whence

$$1 < \frac{m_2}{m_1} \approx -\frac{\tan \theta_{12} \cos \theta_{23} \sin(2\rho - 2\delta) + \sin(2\rho - \delta)}{\cot \theta_{12} \cos \theta_{23} \sin(2\sigma - 2\delta) - \sin(2\sigma - \delta)} \quad (51)$$

so taking experimentally central, or best fit, values for the mixing angles leads to a condition on the phases which can be checked to be met in the corresponding correlation plots.

For normal ordering, the representative point is taken as:

$$\begin{aligned} (\theta_{12}, \theta_{23}, \theta_{13}) &= (33.2250^\circ, 40.3964^\circ, 8.4629^\circ), \\ (\delta, \rho, \sigma) &= (258.9409^\circ, 179.8204^\circ, 163.3826^\circ), \\ (m_1, m_2, m_3) &= (0.0244\text{eV}, 0.0259\text{eV}, 0.0560\text{eV}), \\ (m_{ee}, m_e) &= (0.0247\text{eV}, 0.0260\text{eV}), \end{aligned} \quad (52)$$

the corresponding neutrino mass matrix (in eV) is

$$M_\nu = \begin{pmatrix} 0.0243 - 0.0043i & 0.0080 + 0.0004i & -0.0006 + 0.0005i \\ 0.0080 + 0.0004i & 0.0080 + 0.0004i & 0.0393 - 0.0004i \\ -0.0006 + 0.0005i & 0.0393 - 0.0004i & 0.0227 + 0.0003i \end{pmatrix}. \quad (53)$$

For inverted ordering, the representative point is taken as:

$$\begin{aligned} (\theta_{12}, \theta_{23}, \theta_{13}) &= (33.0252^\circ, 42.5959^\circ, 8.3353^\circ), \\ (\delta, \rho, \sigma) &= (283.6350^\circ, 4.5101^\circ, 33.1314^\circ), \\ (m_1, m_2, m_3) &= (0.0488\text{eV}, 0.0496\text{eV}, 0.0017\text{eV}), \\ (m_{ee}, m_e) &= (0.0432\text{eV}, 0.0485\text{eV}), \end{aligned} \quad (54)$$

the corresponding neutrino mass matrix (in eV) is

$$M_\nu = \begin{pmatrix} 0.0390 + 0.0185i & -0.0181 - 0.0080i & 0.0092 + 0.0037i \\ -0.0181 - 0.0080i & -0.0181 - 0.0080i & 0.0219 + 0.0090i \\ 0.0092 + 0.0037i & 0.0219 + 0.0090i & -0.0202 - 0.0090i \end{pmatrix}. \quad (55)$$

We see from Table (2) that the allowed experimental ranges of the mixing angles  $(\theta_{12}, \theta_{23}, \theta_{13})$  can be covered at all  $\sigma$ -levels for both normal and inverted ordering. For normal ordering, at the 3- $\sigma$ -level, there exists a narrow forbidden gap  $[0, 2^\circ]$  for  $\delta$ . We find also, for normal type, a forbidden gap  $[0, 3^\circ]$  ( $[26^\circ, 106^\circ]$ ) for  $\rho$  ( $\sigma$ ) at the 1- $\sigma$ -level. For inverted ordering, there are large disallowed regions for  $\delta$  at all  $\sigma$ -levels:  $[201^\circ, 221^\circ]$  at 1- $\sigma$ -level,  $[166^\circ, 213^\circ]$  at 2- $\sigma$ -level and  $[0^\circ, 27^\circ] \cup [139^\circ, 211^\circ] \cup [337^\circ, 360^\circ]$  at 3- $\sigma$ -level. We note that  $m_1$  does not reach zero at any  $\sigma$ -level in normal type, whereas  $m_3$  can approach a vanishing value at all  $\sigma$ -levels in inverted type. Thus, the singular pattern is predicted in inverted type at all  $\sigma$ -levels. The allowed values of  $J$  at 1-2- $\sigma$ -levels for normal and inverted ordering are negative, so the corresponding  $\delta$  lies in the third or fourth quarters.

For normal ordering plots, there is a quasi linear correlation between  $\sigma$  and  $\delta$ . We see a mild mass hierarchy where  $(0.29 \leq \frac{m_2}{m_3} \leq 0.97)$  as well as a quasi degenerate mass hierarchy where  $(1 \leq \frac{m_2}{m_1} \leq 1.22)$ .

For inverted ordering plots, we find that the correlation between  $\rho$  and  $\sigma$  is linear. We see a quasi degenerate mass spectrum characterized by  $m_1 \approx m_2$  in addition to an acute mass hierarchy where  $\frac{m_2}{m_3}$  can reach  $10^3$  indicating the possibility of a vanishing  $m_3$ .

For both normal and inverted ordering, the correlations between  $(\delta, m_{ee})$  and between  $(\delta, \text{LNM})$  show that when  $m_{ee}$  and LNM increase, the allowed parameter space becomes more limited.

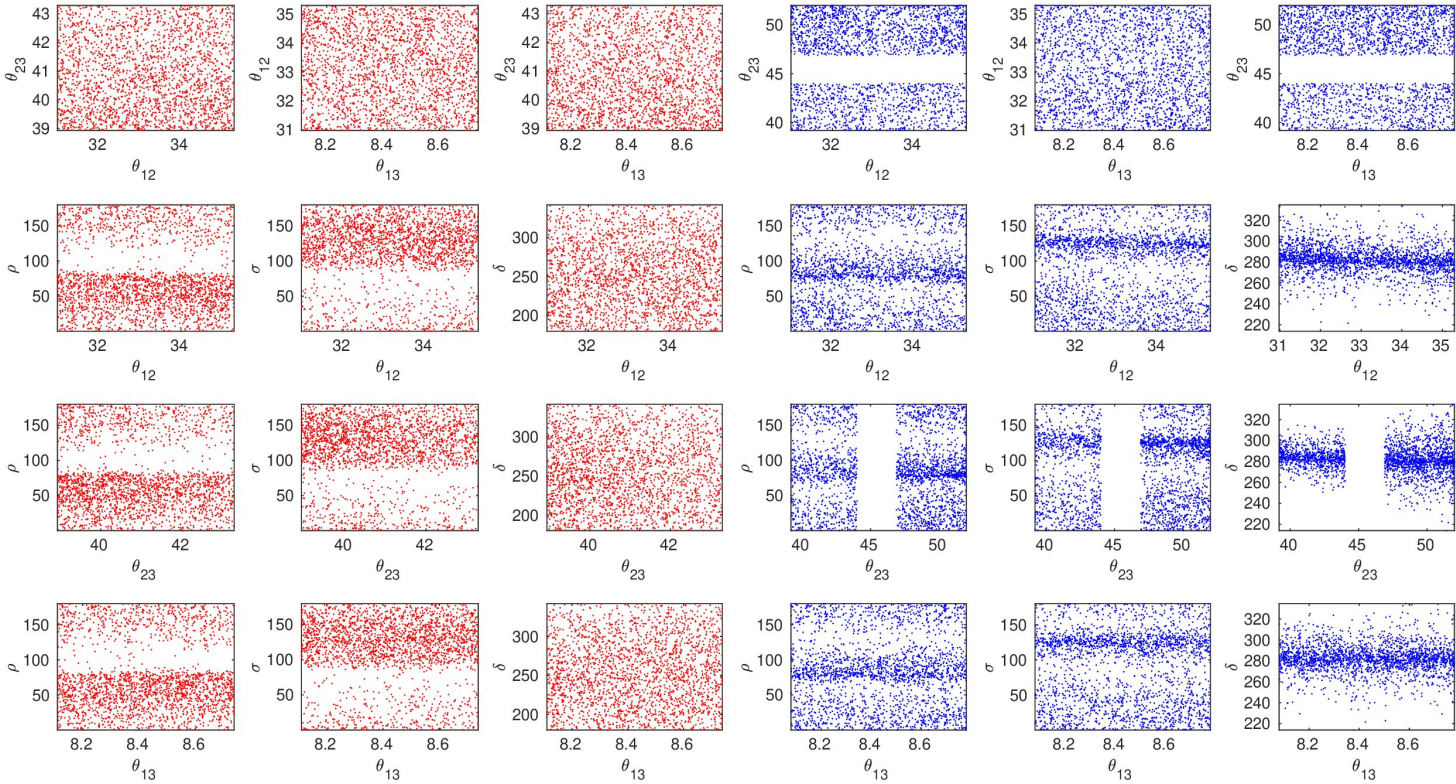


Figure 6: The correlation plots for  $B$  pattern: the red (blue) plots represent the normal (inverted) ordering. The first row represents the correlations between the mixing angles while the next three ones depict the correlations between each mixing angle with the CP-violating phases. Angles (masses) are evaluated in degrees (eV).

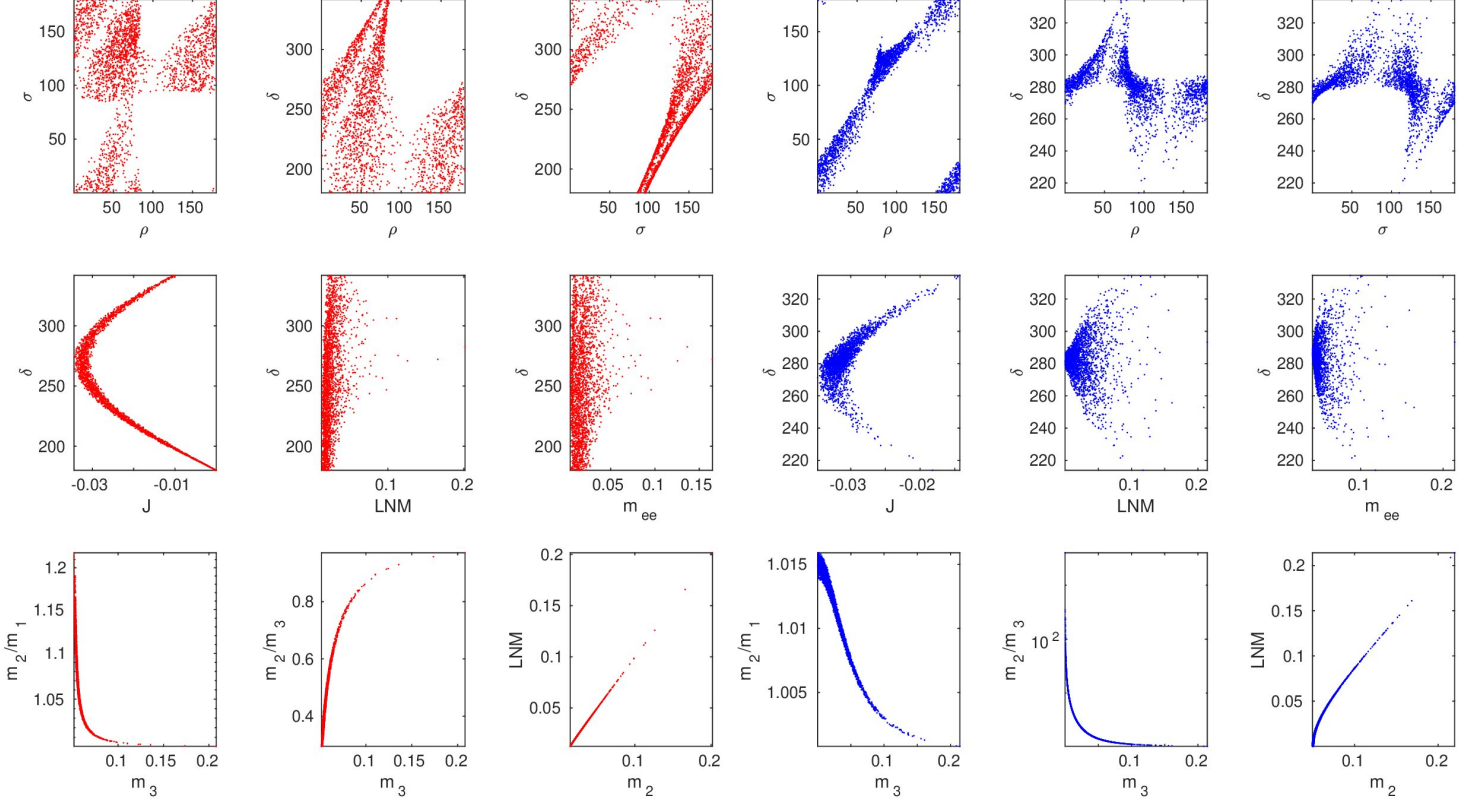


Figure 7: The correlation plots for  $B$  pattern: the red (blue) plots represent the normal (inverted) ordering. The first row represents the correlations between the CP-violating phases, the second one represents the correlations between  $\delta$  and each of  $J$ ,  $LNM$  (the lowest neutrino mass),  $m_{ee}$  parameters. The last row shows the degree of hierarchy. Angles (masses) are evaluated in degrees (eV).

### 5.3 Pattern C: $M_{\nu 23} = M_{\nu 33}$

The expressions for  $A_1$ ,  $A_2$  and  $A_3$  coefficients for this pattern are

$$\begin{aligned} A_1 &= (-c_{12}s_{23}s_{13} - s_{12}c_{23}e^{-i\delta})(-c_{12}c_{23}s_{13} + s_{12}s_{23}e^{-i\delta}) - (-c_{12}c_{23}s_{13} + s_{12}s_{23}e^{-i\delta})^2, \\ A_2 &= (-s_{12}s_{23}s_{13} + c_{12}c_{23}e^{-i\delta})^2(-s_{12}c_{23}s_{13} - c_{12}s_{23}e^{-i\delta}) - (-s_{12}c_{23}s_{13} - c_{12}s_{23}e^{-i\delta})^2, \\ A_3 &= s_{23}c_{13}^2c_{23} - c_{23}^2c_{13}^2. \end{aligned} \quad (56)$$

The leading order approximation in powers of  $s_{13}$  for the mass ratios and  $m_{ee}$  are given by

$$\begin{aligned} \frac{m_1}{m_3} &\approx \frac{1}{2} \frac{\tan 2\theta_{23}(\sin 2\theta_{23} - 1) \sin(2\sigma - 2\delta)}{\sin^2 \theta_{12} \sin^2 \theta_{23} \sin(2\sigma - 2\rho)}, \\ \frac{m_2}{m_3} &\approx -\frac{1}{2} \frac{\tan 2\theta_{23}(\sin 2\theta_{23} - 1) \sin(2\rho - 2\delta)}{\cos^2 \theta_{12} \sin^2 \theta_{23} \sin(2\sigma - 2\rho)}, \\ m_{ee} &\approx m_3 \left| \frac{4 \cos^4 \theta_{12} (\sin 2\theta_{23} - 1) e^{2i\sigma} (\tan^4 \theta_{12} \sin(2\delta - 2\rho) - \sin(2\delta - 2\sigma) e^{2i(\rho - \sigma)})}{\sin^2 2\theta_{12} \cos 2\theta_{23} \tan \theta_{23} \sin(2\sigma - 2\rho)} \right|. \end{aligned} \quad (57)$$

so we get

$$1 < \frac{m_2}{m_1} \approx -\frac{\tan^2 \theta_{12} \sin(2\rho - 2\delta)}{\sin(2\sigma - 2\delta)} \quad (58)$$

Fixing the mixing angles around their central values leads to an inequality involving the phases which can be checked to be met in the corresponding correlation plots.

For normal ordering, the representative point is taken as:

$$\begin{aligned} (\theta_{12}, \theta_{23}, \theta_{13}) &= (33.4943^\circ, 40.1410^\circ, 8.4563^\circ), \\ (\delta, \rho, \sigma) &= (197.7906^\circ, 45.8379^\circ, 120.1734^\circ), \\ (m_1, m_2, m_3) &= (0.0082\text{eV}, 0.0118\text{eV}, 0.0519\text{eV}), \\ (m_{ee}, m_e) &= (0.0026\text{eV}, 0.0120\text{eV}), \end{aligned} \quad (59)$$

the corresponding neutrino mass matrix (in eV) is

$$M_\nu = \begin{pmatrix} -0.0008 + 0.0025i & 0.0089 + 0.0053i & 0.0028 - 0.0049i \\ 0.0089 + 0.0053i & 0.0168 - 0.0018i & 0.0279 + 0.0005i \\ 0.0028 - 0.0049i & 0.0279 + 0.0005i & 0.0279 + 0.0005i \end{pmatrix}. \quad (60)$$

For inverted ordering, the representative point is taken as:

$$\begin{aligned} (\theta_{12}, \theta_{23}, \theta_{13}) &= (36.4712^\circ, 38.7927^\circ, 8.4264^\circ), \\ (\delta, \rho, \sigma) &= (189.9113^\circ, 24.4000^\circ, 113.0760^\circ), \\ (m_1, m_2, m_3) &= (0.1249\text{eV}, 0.1252\text{eV}, 0.1141\text{eV}), \\ (m_{ee}, m_e) &= (0.0374\text{eV}, 0.1248\text{eV}), \end{aligned} \quad (61)$$

the corresponding neutrino mass matrix (in eV) is

$$M_\nu = \begin{pmatrix} 0.0245 + 0.0282i & 0.0813 + 0.0535i & -0.0484 - 0.0484i \\ 0.0813 + 0.0535i & 0.0098 - 0.0190i & 0.0683 + 0.0051i \\ -0.0484 - 0.0484i & 0.0683 + 0.0051i & 0.0683 + 0.0051i \end{pmatrix}. \quad (62)$$

From Table (2), we find that this texture can accommodate the experimental data for inverted ordering but only at the  $3\sigma$ -level. For normal ordering, the mixing angles  $\theta_{12}$  and  $\theta_{13}$  extend over their allowed experimental ranges at all  $\sigma$ -levels. However, there exists a restricted region for the mixing angle  $\theta_{23}$  at all statistical levels. There are forbidden gaps  $[110^\circ, 144^\circ]$  and  $[7^\circ, 114^\circ]$  for  $\rho$  and  $\sigma$  phases at the 1- $\sigma$ -level. We find also a disallowed region  $[273^\circ, 289^\circ]$  for  $\delta$  at the 1- $\sigma$ -level. We note that  $m_1$  can reach a vanishing value at all  $\sigma$ -levels in normal type. Therefore, the singular pattern is predicted in normal type at all  $\sigma$ -levels. The allowed values of J at the 1-2- $\sigma$ -levels are negative, so the corresponding  $\delta$  lies in the third or fourth quarters. As to the inverted type, the parameter space was actually quite limited, and we see that all mixing angles are bound to lie in narrow bands around their centered values ( $\theta_{12} \sim 35.97^\circ$ ,  $\theta_{23} \sim 38.70^\circ$  and  $\theta_{13} \sim 8.44^\circ$ ), whereas the phase angles extend over larger intervals. In contrast to normal type, no singular inverted type is predicted as  $m_3$  can not reach zero.

For normal ordering plots shown in Figs.(8,9), we see a linear correlation between  $(\sigma, \delta)$  represented by two narrow ribbons. We see also a forbidden gap for  $\sigma$  and  $\theta_{23}$ . The correlations between  $(\delta, m_{ee})$  and between  $(\delta, \text{LNM})$  show that when  $m_{ee}$  and LNM increase, the allowed parameter space becomes more restricted. We find a mild mass hierarchy where  $(0.16 \leq \frac{m_2}{m_3} \leq 0.54)$  together with a severe mass hierarchy where  $\frac{m_2}{m_1}$  can reach  $10^3$  indicating the possibility of a vanishing  $m_1$ . No plots are presented for the inverted hierarchy type, since at  $2\sigma$ -level the pattern is not viable.



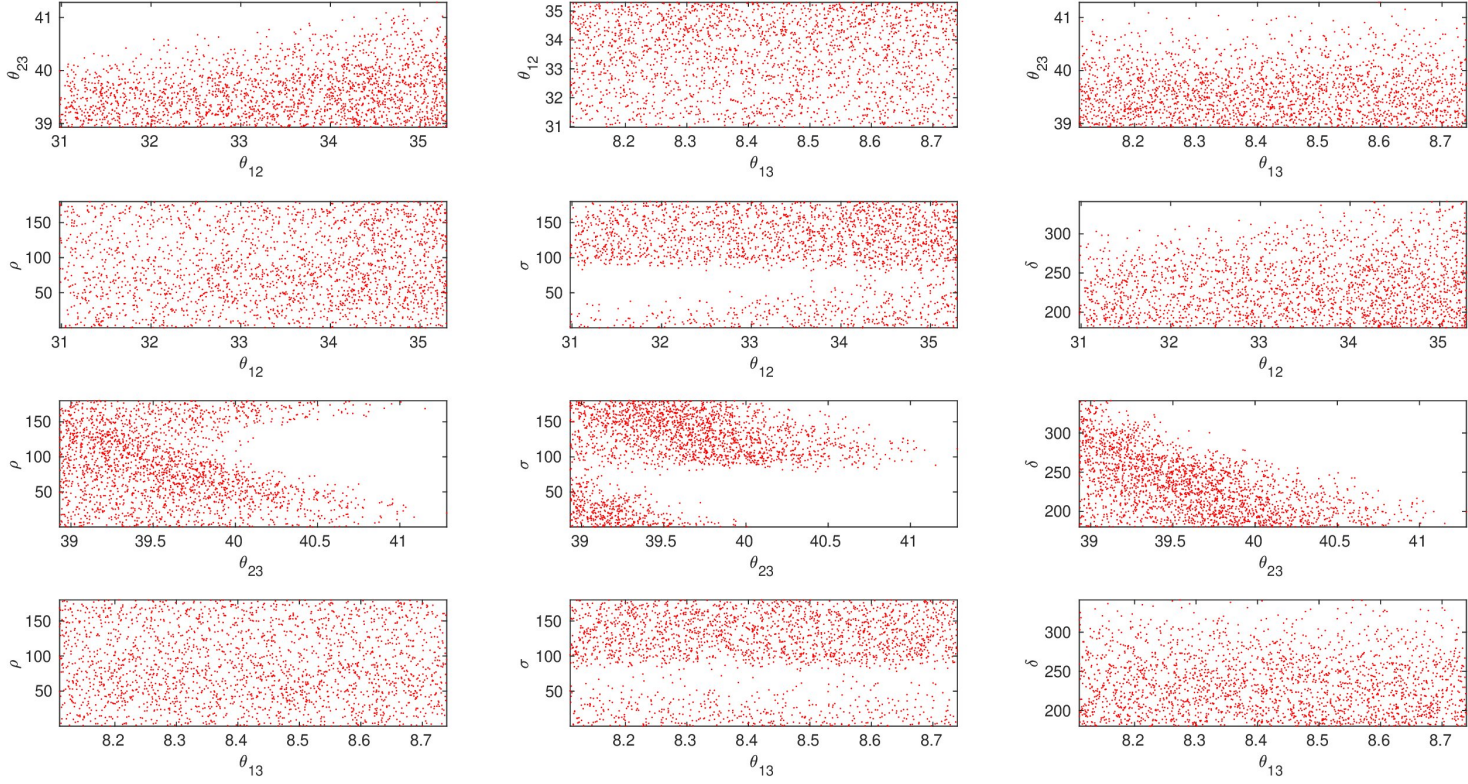


Figure 8: The correlation plots for  $C$  pattern. The first row represents the correlations between the mixing angles while the next three ones depict the correlations between each mixing angle with the CP-violating phases. Angles (masses) are evaluated in degrees (eV).

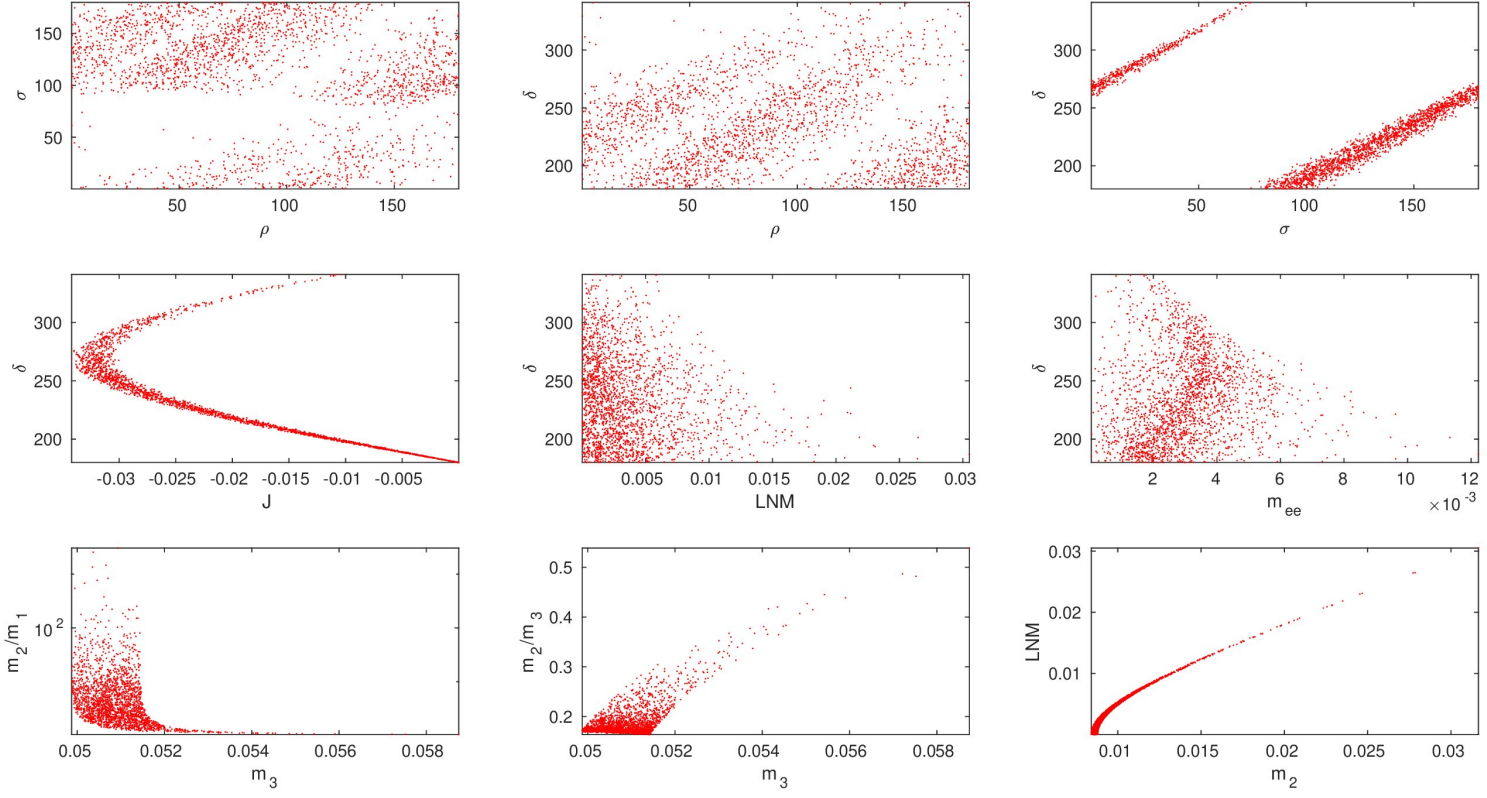


Figure 9: The correlation plots for  $C$  pattern. The first row represents the correlations between the CP-violating phases, the second one represents the correlations between  $\delta$  and each of  $J$ , LNM (the lowest neutrino mass) and  $m_{ee}$  parameters. The last row shows the degree of hierarchy. Angles (masses) are evaluated in degrees (eV).



#### 5.4 Pattern D: $M_{\nu 13} = M_{\nu 22}$

The expressions for  $A_1$ ,  $A_2$  and  $A_3$  coefficients for this pattern are

$$\begin{aligned} A_1 &= c_{12}c_{13}(-c_{12}c_{23}s_{13} + s_{12}s_{23}e^{-i\delta}) - (-c_{12}s_{23}s_{13} - s_{12}c_{23}e^{-i\delta})^2, \\ A_2 &= s_{12}c_{13}(-s_{12}c_{23}s_{13} - c_{12}s_{23}e^{-i\delta}) - (-s_{12}s_{23}s_{13} + c_{12}c_{23}e^{-i\delta})^2, \\ A_3 &= s_{13}c_{23}c_{13} - s_{23}^2c_{13}^2. \end{aligned} \quad (63)$$

The leading order approximation in powers of  $s_{13}$  for the mass ratios are given by

$$\begin{aligned} \frac{m_1}{m_3} &\approx - \frac{-\tan^2 \theta_{23} [\sin(2\sigma - \delta) + \cot \theta_{12} \cot \theta_{23} \cos \theta_{23} \sin(2\sigma - 2\delta)]}{\sin \delta \cos(2\rho - 2\sigma) + [\cos 2\theta_{12} \cos \delta + \frac{\cos \theta_{12} \sin \theta_{12} \tan \theta_{23}}{\cos \theta_{23}} (1 - \cos^2 \theta_{23} \cot^2 \theta_{23})]} \\ \frac{m_2}{m_3} &\approx - \frac{-\tan^2 \theta_{23} [\sin(2\rho - \delta) - \tan \theta_{12} \cot \theta_{23} \cos \theta_{23} \sin(2\rho - 2\delta)]}{\sin \delta \cos(2\rho - 2\sigma) + [\cos 2\theta_{12} \cos \delta + \frac{\cos \theta_{12} \sin \theta_{12} \tan \theta_{23}}{\cos \theta_{23}} (1 - \cos^2 \theta_{23} \cot^2 \theta_{23})]} \end{aligned} \quad (64)$$

from which

$$1 < \frac{m_2}{m_1} \approx \frac{\sin(2\rho - \delta) - \tan \theta_{12} \cot \theta_{23} \cos \theta_{23} \sin(2\rho - 2\delta)}{\sin(2\sigma - \delta) + \cot \theta_{12} \cot \theta_{23} \cos \theta_{23} \sin(2\sigma - 2\delta)} \quad (65)$$

so again fixing the mixing angles around their experimentally central values leads to an inequality involving the phases which can be checked to be met in the corresponding correlation plots.

For normal ordering, the representative point is taken as:

$$\begin{aligned} (\theta_{12}, \theta_{23}, \theta_{13}) &= (33.0546^\circ, 40.1246^\circ, 8.3158^\circ), \\ (\delta, \rho, \sigma) &= (248.7062^\circ, 151.2423^\circ, 157.4505^\circ), \\ (m_1, m_2, m_3) &= (0.0311\text{eV}, 0.0323\text{eV}, 0.0589\text{eV}), \\ (m_{ee}, m_e) &= (0.0314\text{eV}, 0.0323\text{eV}), \end{aligned} \quad (66)$$

the corresponding neutrino mass matrix (in eV) is

$$M_\nu = \begin{pmatrix} 0.0194 - 0.0247i & 0.0019 + 0.0039i & 0.0060 + 0.0015i \\ 0.0019 + 0.0039i & 0.0060 + 0.0015i & 0.0442 - 0.0020i \\ 0.0060 + 0.0015i & 0.0442 - 0.0020i & 0.0205 + 0.0014i \end{pmatrix}. \quad (67)$$

For inverted ordering, the representative point is taken as:

$$\begin{aligned} (\theta_{12}, \theta_{23}, \theta_{13}) &= (33.1550^\circ, 42.7806^\circ, 8.3517^\circ), \\ (\delta, \rho, \sigma) &= (235.5059^\circ, 114.9130^\circ, 63.0067^\circ), \\ (m_1, m_2, m_3) &= (0.0517\text{eV}, 0.0524\text{eV}, 0.0153\text{eV}), \\ (m_{ee}, m_e) &= (0.0348\text{eV}, 0.0514\text{eV}), \end{aligned} \quad (68)$$

the corresponding neutrino mass matrix (in eV) is

$$M_\nu = \begin{pmatrix} -0.0316 - 0.0147i & -0.0182 - 0.0133i & 0.0263 + 0.0152i \\ -0.0182 - 0.0133i & 0.0263 + 0.0152i & -0.0065 - 0.0114i \\ 0.0263 + 0.0152i & -0.0065 - 0.0114i & 0.0161 + 0.0075i \end{pmatrix}. \quad (69)$$

We see from Table (2) that the allowed experimental ranges for the mixing angles  $(\theta_{12}, \theta_{23}, \theta_{13})$  can be covered for both normal and inverted orderings at all  $\sigma$ -levels. For normal ordering, a

large forbidden gap  $[46^\circ, 92^\circ]$  ( $[45^\circ, 95^\circ]$ ) exists for  $\rho$  ( $\sigma$ ) at the 1- $\sigma$ -level. For inverted ordering, we notice a very tight forbidden gap  $[51.23^\circ, 53.62^\circ]$  for  $\rho$  at the 2- $\sigma$ -level in addition to disallowed regions for  $\delta$  at the 2-3- $\sigma$ -levels. Table (2) also reveals that  $m_1$  does not reach zero value at all  $\sigma$ -levels, whereas  $m_3$  can reach a vanishing value at all  $\sigma$ -levels. Thus, the singular pattern is predicted in inverted type at all  $\sigma$ -levels. The allowed values of J at the 1-2- $\sigma$ -levels for normal ordering and 1- $\sigma$ -level for inverted ordering are negative, so the corresponding  $\delta$  lies in the third or fourth quarters.

For normal ordering plots, we find a mild mass hierarchy where  $(0.40 \leq \frac{m_2}{m_3} \leq 0.97)$  together with a quasi degeneracy characterized by  $m_1 \approx m_2$ .

As to the inverted plots, we get an acute mass hierarchy where  $\frac{m_2}{m_3}$  can reach  $10^3$  besides a quasi degeneracy where  $(1 \leq \frac{m_2}{m_1} \leq 1.01)$ .

For both normal and inverted ordering, the correlations between  $(\delta, m_{ee})$  and between  $(\delta, \text{LNM})$  show that when  $m_{ee}$  and LNM increase, the allowed parameter space becomes more restricted.

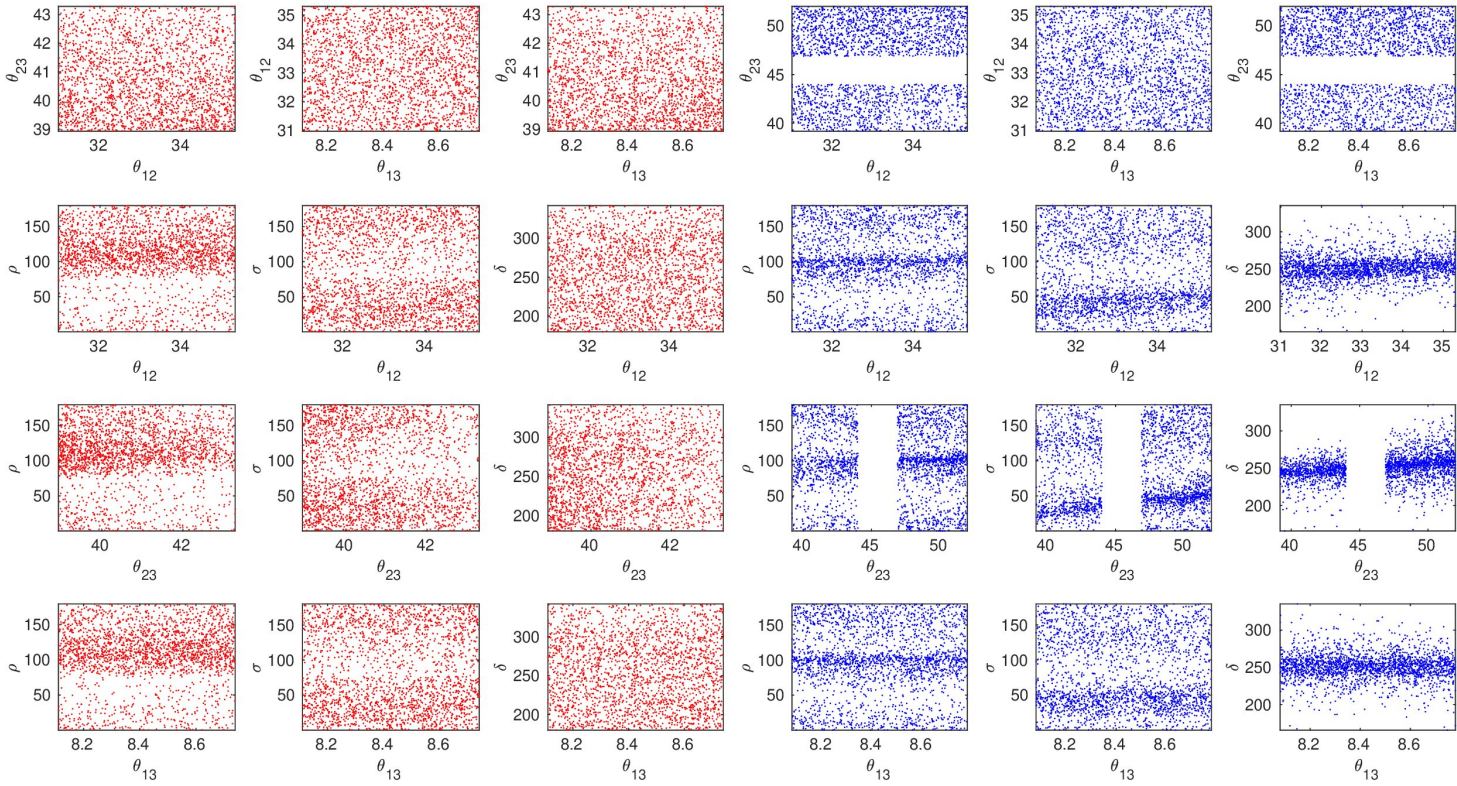


Figure 10: The correlation plots for  $D$  pattern, the red (blue) plots represent the normal (inverted) ordering. The first row represents the correlations between the mixing angles while the next three ones depict the correlations between each mixing angle with the CP-violating phases. Angles (masses) are evaluated in degrees (eV).

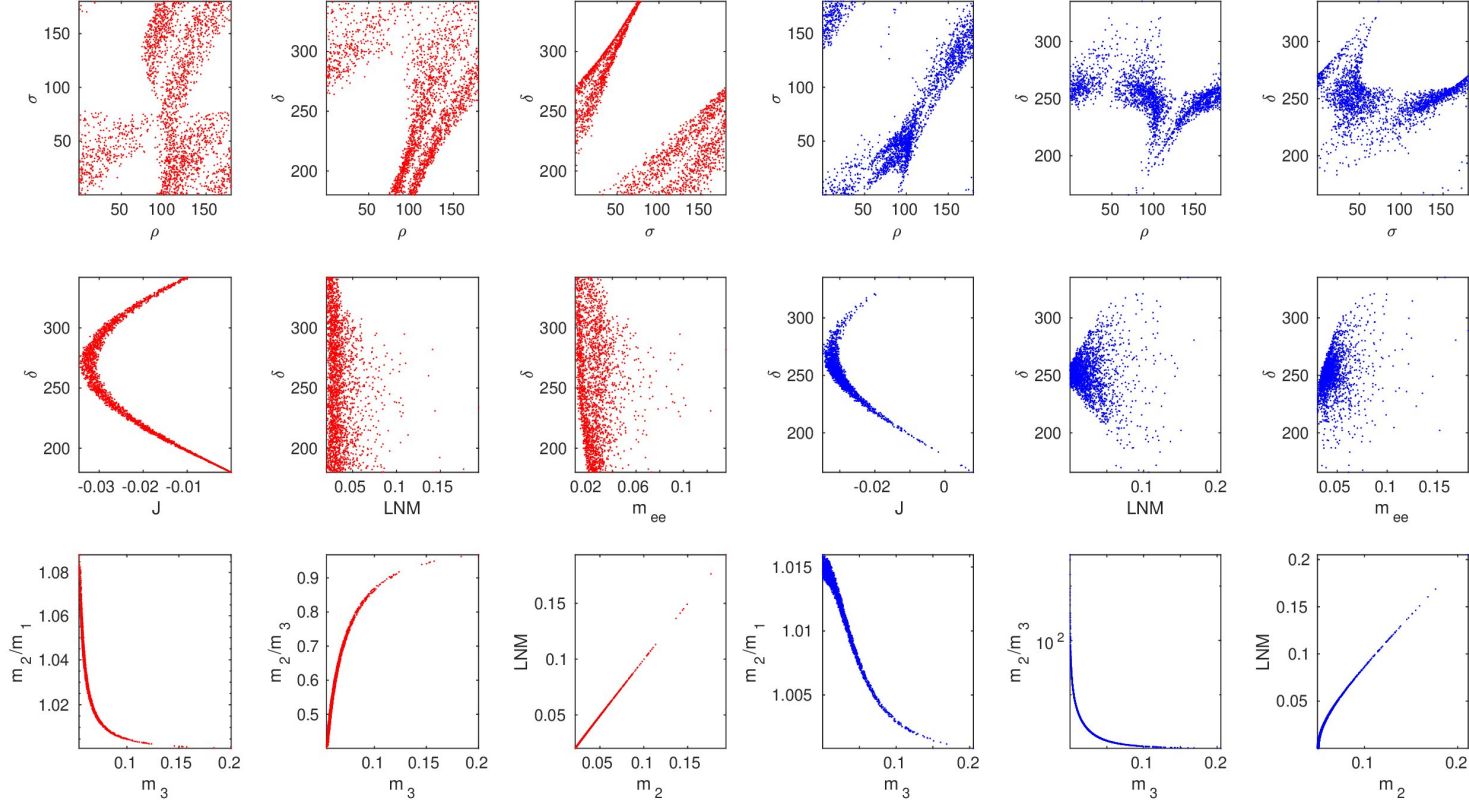


Figure 11: The correlation plots for  $D$  pattern, the red (blue) plots represent the normal (inverted) ordering. The first row represents the correlations between the CP-violating phases, the second one represent the correlations between  $\delta$  and each of  $J$ , LNM (the lowest neutrino mass) and  $m_{ee}$  parameters. The last one shows the degree of hierarchy. Angles (masses) are evaluated in degrees (eV).

### 5.5 Pattern E: $M_{\nu 11} = M_{\nu 22}$

The expressions for  $A_1$ ,  $A_2$  and  $A_3$  coefficients for this pattern are

$$\begin{aligned} A_1 &= c_{12}^2 c_{13}^2 - (-c_{12} s_{23} s_{13} - s_{12} c_{23} e^{-i\delta})^2, \\ A_2 &= s_{12}^2 c_{13}^2 - (-s_{12} s_{23} s_{13} + c_{12} c_{23} e^{-i\delta})^2, \\ A_3 &= s_{13}^2 - s_{23}^2 c_{13}^2. \end{aligned} \quad (70)$$

The leading order approximation in powers of  $s_{13}$  for the mass ratios are given by

$$\begin{aligned} \frac{m_1}{m_3} &\approx \frac{\sin^2 \theta_{23} [\sin^2 \theta_{12} \sin 2\sigma - \cos^2 \theta_{12} \cos^2 \theta_{23} \sin(2\sigma - 2\delta)]}{\cos 2\theta_{12} \cos^2 \theta_{23} \sin 2\delta \cos(2\rho - 2\sigma) - [\cos^2 \theta_{12} \sin^2 \theta_{12} (1 + \cos^4 \theta_{23}) + \frac{1}{2}(\sin^2 2\theta_{12} - 2) \cos^2 \theta_{23} \cos 2\delta] \sin(2\rho - 2\sigma)} \\ \frac{m_2}{m_3} &\approx \frac{\sin^2 \theta_{23} [-\cos^2 \theta_{12} \sin 2\rho + \sin^2 \theta_{12} \cos^2 \theta_{23} \sin(2\rho - 2\delta)]}{\cos 2\theta_{12} \cos^2 \theta_{23} \sin 2\delta \cos(2\rho - 2\sigma) - [\cos^2 \theta_{12} \sin^2 \theta_{12} (1 + \cos^4 \theta_{23}) + \frac{1}{2}(\sin^2 2\theta_{12} - 2) \cos^2 \theta_{23} \cos 2\delta] \sin(2\rho - 2\sigma)} \end{aligned} \quad (71)$$

from which we have

$$1 < \frac{m_2}{m_1} \approx \frac{-\cos^2 \theta_{12} \sin 2\rho + \sin^2 \theta_{12} \cos^2 \theta_{23} \sin(2\rho - 2\delta)}{\sin^2 \theta_{12} \sin 2\sigma - \cos^2 \theta_{12} \cos^2 \theta_{23} \sin(2\sigma - 2\delta)} \quad (72)$$

Again, one can check that this inequality is satisfied for the phase angles fixing the mixing angles at their central experimental values.

For normal ordering, the representative point is taken as:

$$\begin{aligned} (\theta_{12}, \theta_{23}, \theta_{13}) &= (33.0094^\circ, 40.1340^\circ, 8.4327^\circ), \\ (\delta, \rho, \sigma) &= (337.2171^\circ, 21.2764^\circ, 11.6665^\circ), \\ (m_1, m_2, m_3) &= (0.0382\text{eV}, 0.0392\text{eV}, 0.0631\text{eV}), \\ (m_{ee}, m_e) &= (0.0384\text{eV}, 0.0392\text{eV}), \end{aligned} \quad (73)$$

the corresponding neutrino mass matrix (in eV) is

$$M_\nu = \begin{pmatrix} 0.0312 + 0.0223i & 0.0069 - 0.0044i & 0.0003 - 0.0006i \\ 0.0069 - 0.0044i & 0.0312 + 0.0223i & 0.0255 - 0.0180i \\ 0.0003 - 0.0006i & 0.0255 - 0.0180i & 0.0415 + 0.0153i \end{pmatrix}. \quad (74)$$

For inverted ordering, the representative point is taken as:

$$\begin{aligned} (\theta_{12}, \theta_{23}, \theta_{13}) &= (33.3064^\circ, 42.1821^\circ, 8.4522^\circ), \\ (\delta, \rho, \sigma) &= (220.4427^\circ, 178.5371^\circ, 61.7794^\circ), \\ (m_1, m_2, m_3) &= (0.0628\text{eV}, 0.0633\text{eV}, 0.0375\text{eV}), \\ (m_{ee}, m_e) &= (0.0359\text{eV}, 0.0625\text{eV}), \end{aligned} \quad (75)$$

the corresponding neutrino mass matrix (in eV) is

$$M_\nu = \begin{pmatrix} 0.0333 + 0.0134i & 0.0132 - 0.0370i & -0.0111 + 0.0308i \\ 0.0132 - 0.0370i & 0.0333 + 0.0134i & 0.0012 - 0.0047i \\ -0.0111 + 0.0308i & 0.0012 - 0.0047i & 0.0387 - 0.0019i \end{pmatrix}. \quad (76)$$

We see from Table (3), the mixing angles  $(\theta_{12}, \theta_{23}, \theta_{13})$  extend over their allowed experimental ranges for both normal and inverted ordering at all  $\sigma$ -levels. We notice a persistent wide



forbidden gap for the phase  $\rho$  with each hierarchy type at all  $\sigma$ -levels. For normal ordering, at the 1(2)- $\sigma$ -levels, there is a gap  $[56^\circ, 94^\circ]$  ( $[83^\circ, 86^\circ]$ ) for the phase  $\sigma$ . For inverted ordering, we find that  $\sigma$  is bounded at all  $\sigma$ -levels with a forbidden gap around  $0^\circ$ . Table (3) also reveals that neither  $m_1$  in normal type nor  $m_3$  in inverted type can reach a vanishing value. Thus, the singular pattern is not predicted at any  $\sigma$ -level. The allowed values of  $J$  at the 1-2- $\sigma$ -levels for normal ordering and 1- $\sigma$ -level for inverted ordering are negative, so the corresponding  $\delta$  lies in the third or fourth quarters.

For normal ordering plots, a forbidden gap exists for  $\rho$  and  $\sigma$ . We see a mild mass hierarchy where  $(0.26 \leq \frac{m_2}{m_3} \leq 0.95)$  and a quasi degenerate mass spectrum characterized by  $(1 \leq \frac{m_2}{m_1} \leq 1.28)$ .

As to inverted ordering plots, we see a wide forbidden gap for the phase  $\rho$ . We also see a quasi degenerate mass spectrum characterized by  $(1 \leq \frac{m_2}{m_1} \leq 1.01)$  and a mild mass hierarchy where  $(1.02 \leq \frac{m_2}{m_3} \leq 3.25)$ .

For both normal and inverted ordering, the correlations between  $(\delta, m_{ee})$  and between  $(\delta, \text{LNM})$  show that when  $m_{ee}$  and LNM increase, the allowed parameter space becomes more restricted.

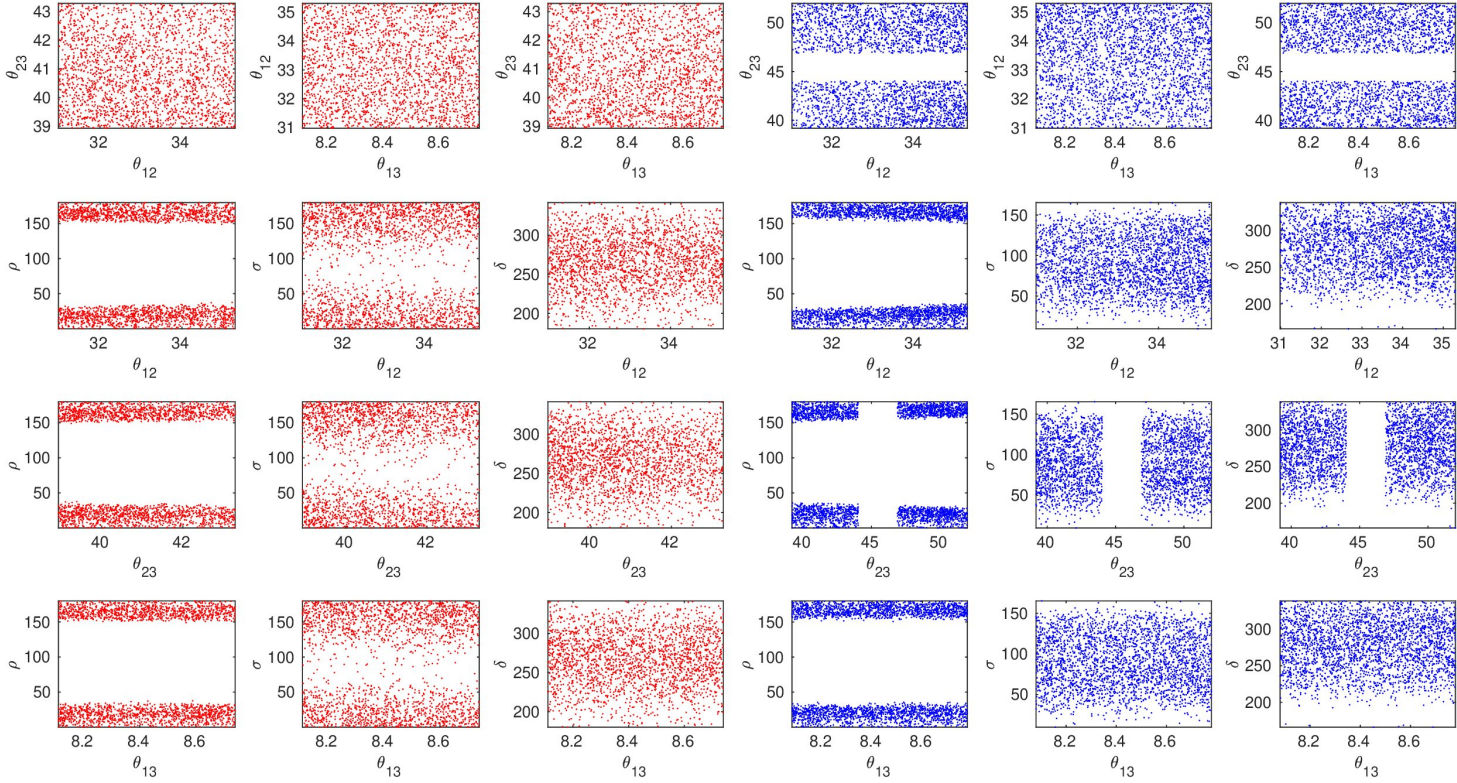


Figure 12: The correlation plots for  $E$  pattern, the red (blue) plots represent the normal (inverted) ordering. The first row represents the correlations between the mixing angles while the next three ones depict the correlations between each mixing angle with the CP-violating phases. Angles (masses) are evaluated in degrees (eV).

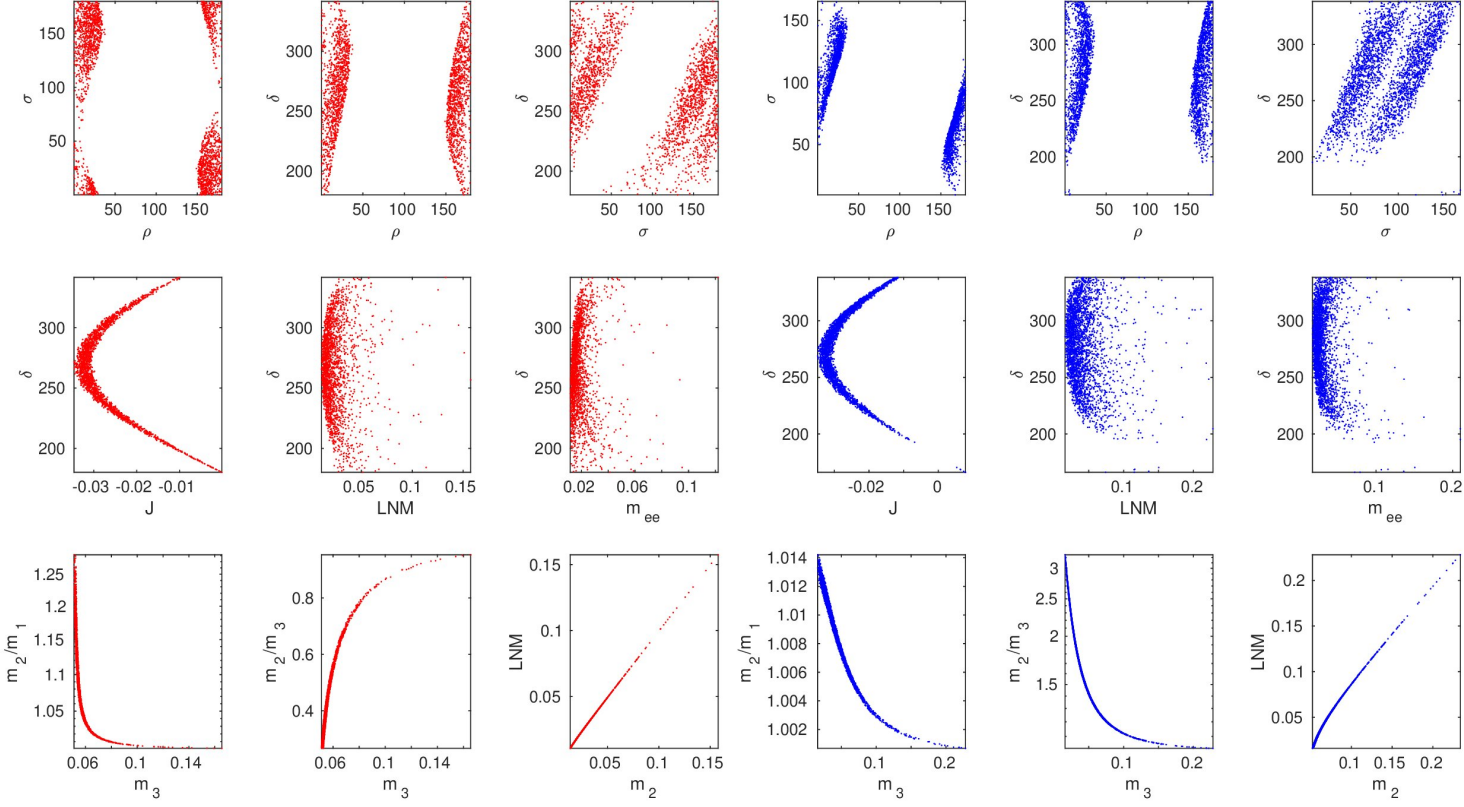


Figure 13: The correlation plots for  $E$  pattern, the red (blue) plots represents the normal (inverted) ordering. The first row represents the correlations between the CP-violating phases, the second one represent the correlations between  $\delta$  and each of  $J$ , LNM (the lowest neutrino mass) and  $m_{ee}$  parameters. The last one shows the degree of hierarchy. Angles (masses) are evaluated in degrees (eV).

### 5.6 Pattern $F$ : $M_{\nu 12} = M_{\nu 23}$

The expressions for  $A_1$ ,  $A_2$  and  $A_3$  coefficients for this pattern are

$$\begin{aligned} A_1 &= c_{12}c_{13}(-c_{12}s_{23}s_{13} - s_{12}c_{23}e^{-i\delta}) - (-c_{12}s_{23}s_{13} - s_{12}c_{23}e^{-i\delta})(-c_{12}c_{23}s_{13} + s_{12}s_{23}e^{-i\delta}), \\ A_2 &= s_{12}c_{13}(-s_{12}s_{23}s_{13} + c_{12}c_{23}e^{-i\delta}) - (-s_{12}s_{23}s_{13} + c_{12}c_{23}e^{-i\delta})(-s_{12}c_{23}s_{13} - c_{12}s_{23}e^{-i\delta}), \\ A_3 &= s_{13}s_{23}c_{13} - s_{23}c_{13}^2c_{23}. \end{aligned} \quad (77)$$

The leading order approximation in  $s_{13}$  for the mass ratios are given by

$$\begin{aligned} \frac{m_1}{m_3} &\approx \frac{\sin(2\sigma - \delta) + \cot \theta_{12} \sin \theta_{23} \sin(2\sigma - 2\delta)}{\sin \delta \cos(2\rho - 2\sigma) + (\cos 2\theta_{12} \cos \delta + \sin \theta_{12} \cos \theta_{12} \cos \theta_{23} \cot \theta_{23}) \sin(2\rho - 2\sigma)} \\ \frac{m_2}{m_3} &\approx \frac{\sin(2\rho - \delta) - \tan \theta_{12} \sin \theta_{23} \sin(2\rho - 2\delta)}{\sin \delta \cos(2\rho - 2\sigma) + (\cos 2\theta_{12} \cos \delta + \sin \theta_{12} \cos \theta_{12} \cos \theta_{23} \cot \theta_{23}) \sin(2\rho - 2\sigma)} \end{aligned} \quad (78)$$

whence

$$1 < \frac{m_2}{m_1} \approx \frac{\sin(2\rho - \delta) - \tan \theta_{12} \sin \theta_{23} \sin(2\rho - 2\delta)}{\sin(2\sigma - \delta) + \cot \theta_{12} \sin \theta_{23} \sin(2\sigma - 2\delta)} \quad (79)$$

and one can check on the correlation plots, after having fixed the mixing angles at their central experimental values, that the phase angles satisfy this inequality.

For normal ordering, the representative point is taken as:

$$\begin{aligned} (\theta_{12}, \theta_{23}, \theta_{13}) &= (33.3697^\circ, 41.3769^\circ, 8.4277^\circ), \\ (\delta, \rho, \sigma) &= (247.6273^\circ, 51.4357^\circ, 92.2980^\circ), \\ (m_1, m_2, m_3) &= (0.0255\text{eV}, 0.0269\text{eV}, 0.0568\text{eV}), \\ (m_{ee}, m_e) &= (0.0195\text{eV}, 0.0270\text{eV}), \end{aligned} \quad (80)$$

the corresponding neutrino mass matrix (in eV) is

$$M_\nu = \begin{pmatrix} -0.0106 + 0.0164i & 0.0179 - 0.0047i & -0.0024 + 0.0010i \\ 0.0179 - 0.0047i & 0.0325 + 0.0065i & 0.0179 - 0.0047i \\ -0.0024 + 0.0010i & 0.0179 - 0.0047i & 0.0416 + 0.0040i \end{pmatrix}. \quad (81)$$

For inverted ordering, the representative point is taken as:

$$\begin{aligned} (\theta_{12}, \theta_{23}, \theta_{13}) &= (33.3485^\circ, 42.2305^\circ, 8.4914^\circ), \\ (\delta, \rho, \sigma) &= (231.5721^\circ, 12.3694^\circ, 131.7511^\circ), \\ (m_1, m_2, m_3) &= (0.0614\text{eV}, 0.0619\text{eV}, 0.0370\text{eV}), \\ (m_{ee}, m_e) &= (0.0368\text{eV}, 0.0611\text{eV}), \end{aligned} \quad (82)$$

the corresponding neutrino mass matrix (in eV) is

$$M_\nu = \begin{pmatrix} 0.0368 - 0.0007i & 0.0361 + 0.0018i & -0.0327 - 0.0015i \\ 0.0361 + 0.0018i & -0.0108 - 0.0023i & 0.0361 + 0.0018i \\ -0.0327 - 0.0015i & 0.0361 + 0.0018i & 0.0108 - 0.0013i \end{pmatrix}. \quad (83)$$

We see from Table (3) that the mixing angles  $(\theta_{12}, \theta_{23}, \theta_{13})$  extend over their allowed experimental ranges with each hierarchy type at all statistical levels. For normal ordering, We



find that the ranges for  $\rho$  ( $\sigma$ ) are restricted to be nearly in the interval  $[10^\circ, 116^\circ]$  ( $[37^\circ, 147^\circ]$ ) at the 1- $\sigma$ -level and tending to be wider at the 2- $\sigma$ -level to be nearly in  $[2^\circ, 178^\circ]$  ( $[19^\circ, 178^\circ]$ ). We also find, for normal type, disallowed regions for the phase  $\rho$  besides a tight forbidden gap  $[39.50^\circ, 44.10^\circ]$  for the phase  $\sigma$  at the 3- $\sigma$ -level. One notes also that there are forbidden gaps for the Dirac phase  $\delta$  at the 3- $\sigma$ -level in normal type and at the 2-3- $\sigma$ -levels in inverted type. Table (3) also reveals that  $m_1$  does not reach zero value at any  $\sigma$ -level, whereas  $m_3$  can reach a vanishing value at all  $\sigma$ -levels. Thus, the singular pattern is predicted for inverted ordering at all  $\sigma$ -levels. The allowed values of  $J$  at the 1-2- $\sigma$ -levels for normal ordering and 1- $\sigma$ -level for inverted ordering are negative, so the corresponding  $\delta$  lies in the third or fourth quarters.

For normal ordering plots, we see a mild mass hierarchy where  $(0.40 \leq \frac{m_2}{m_3} \leq 0.97)$  and a quasi degeneracy characterized by  $m_1 \approx m_2$ .

As to inverted ordering plots, we find a quasi degeneracy characterized by  $m_1 \approx m_2$  as well as an acute mass hierarchy where  $\frac{m_2}{m_3}$  can reach  $10^4$  indicating the possibility of a vanishing  $m_3$ .

For both normal and inverted ordering, the correlations between  $(\delta, m_{ee})$  and between  $(\delta, \text{LNM})$  show that when  $m_{ee}$  and LNM increase, the allowed parameter space becomes more restricted.

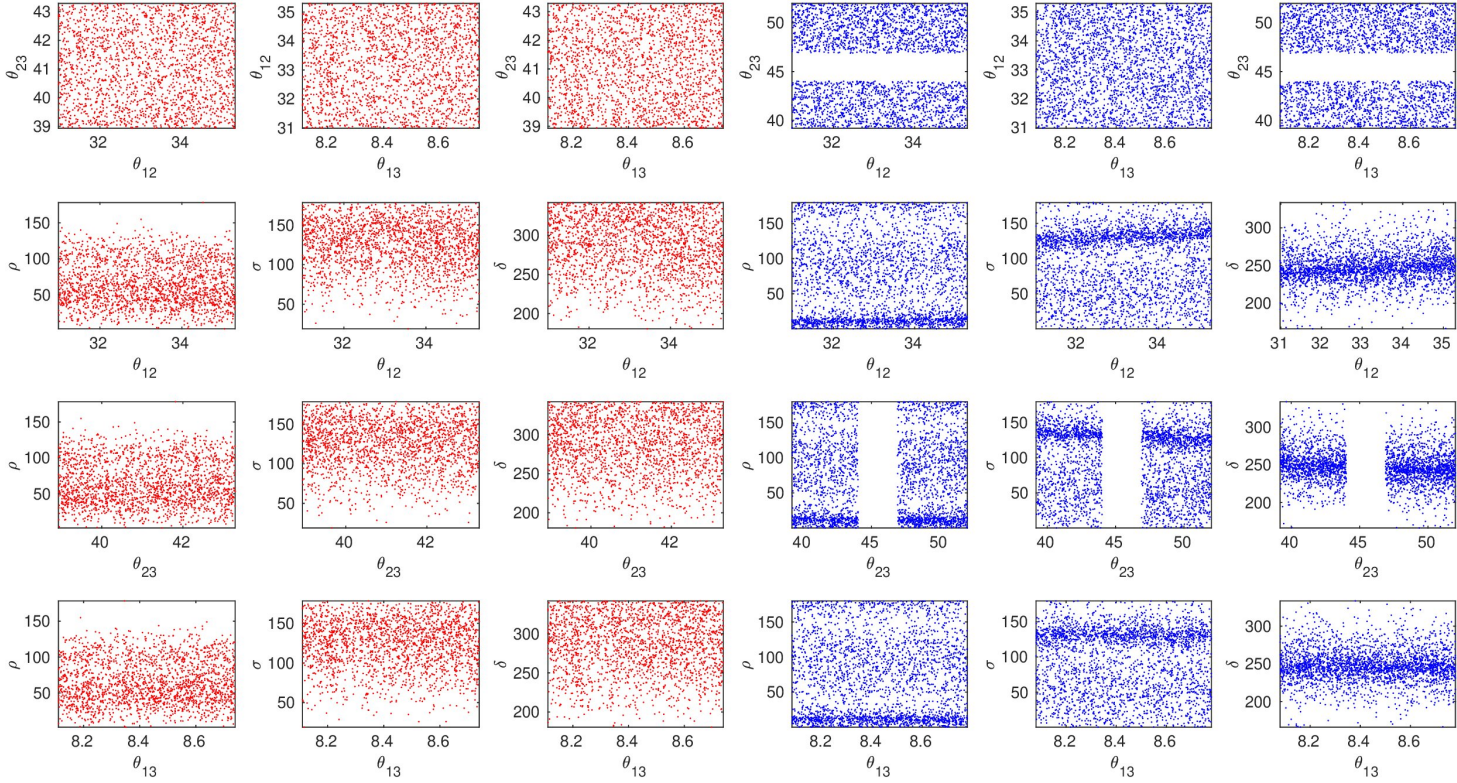


Figure 14: The correlation plots for  $F$  pattern, the red plots represents the normal ordering, whereas the blue ones represents the inverted ordering. The first row represents the correlations between the mixing angles while the next three ones depict the correlations between each mixing angle with the CP-violating phases. Angles (masses) are evaluated in degrees (eV).



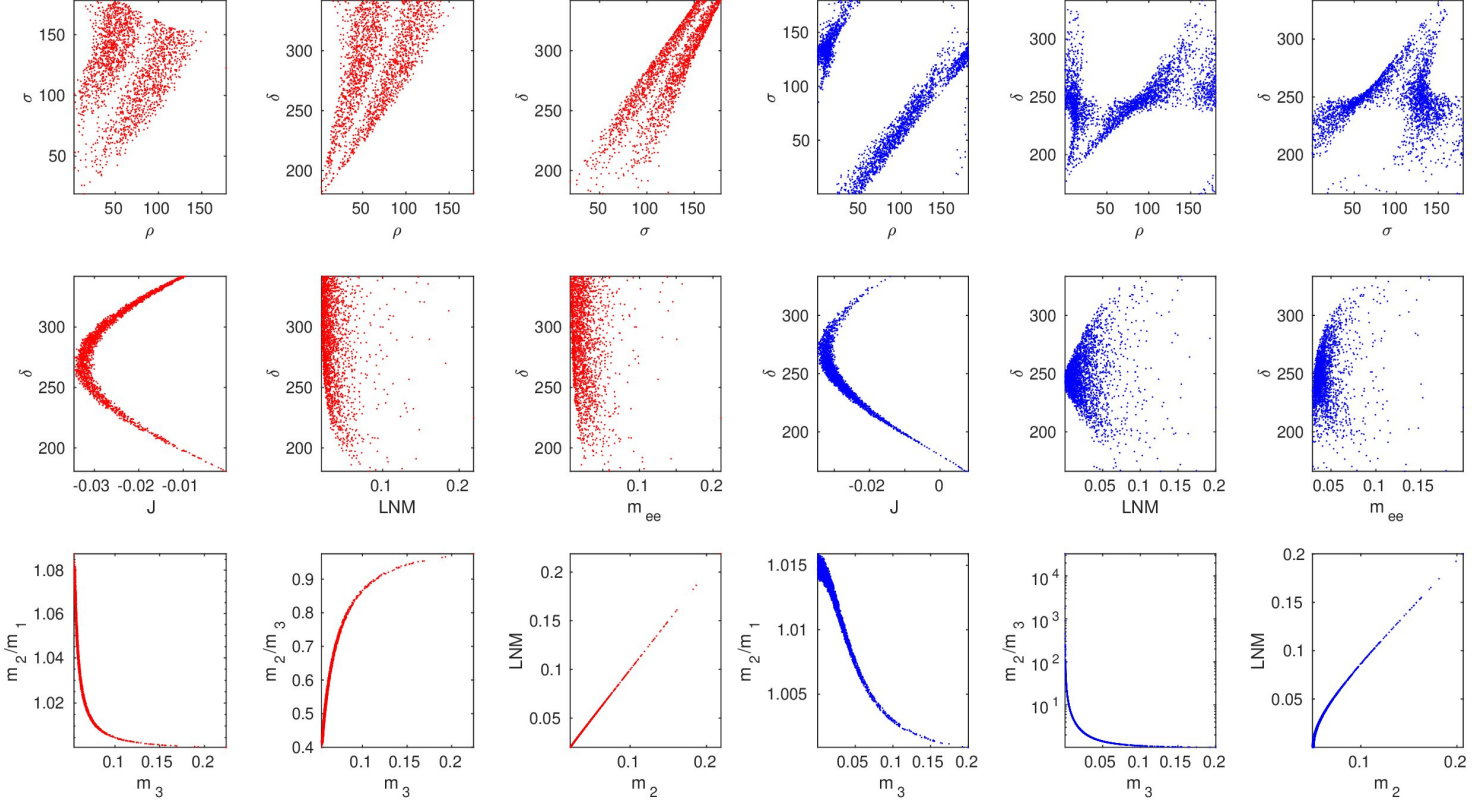


Figure 15: The correlation plots for  $F$  pattern, the red (blue) plots represent the normal (inverted) ordering. The first row represents the correlations between the CP-violating phases, the second one represents the correlations between  $\delta$  and each of  $J$ ,  $LNM$  (the lowest neutrino mass) and  $m_{ee}$  parameters. The last one shows the degree of hierarchy. Angles (masses) are evaluated in degrees (eV).

### 5.7 Pattern $G_1$ : $M_{\nu 11} = M_{\nu 23}$

The expressions for  $A_1$ ,  $A_2$  and  $A_3$  coefficients for this pattern are

$$\begin{aligned} A_1 &= c_{12}^2 c_{13}^2 - (-c_{12}s_{23}s_{13} - s_{12}c_{23}e^{-i\delta})(-c_{12}c_{23}s_{13} + s_{12}s_{23}e^{-i\delta}), \\ A_2 &= s_{12}^2 c_{13}^2 - (-s_{12}s_{23}s_{13} + c_{12}c_{23}e^{-i\delta})(-s_{12}c_{23}s_{13} - c_{12}s_{23}e^{-i\delta}), \\ A_3 &= s_{13}^2 - s_{23}c_{13}^2 c_{23}. \end{aligned} \quad (84)$$

The leading order approximation in  $s_{13}$  for the mass ratios are given by

$$\begin{aligned} \frac{m_1}{m_3} &\approx \frac{-\sin^2 \theta_{12} [\sin 2\sigma + \cot^2 \theta_{12} \cot \theta_{23} \sin^2 \theta_{23} \sin(2\sigma - 2\delta)]}{\cos 2\theta_{12} \sin 2\delta \cos(2\rho - 2\sigma) + [\cos^2 \theta_{12} \sin^2 \theta_{12} \left( \frac{1+\cos^2 \theta_{23} \sin^2 \theta_{23}}{\cos \theta_{23} \sin \theta_{23}} \right) - \frac{1}{2}(\sin^2 2\theta_{12} - 2) \cos 2\delta] \sin(2\rho - 2\sigma)} \\ \frac{m_2}{m_3} &\approx \frac{\cos^2 \theta_{12} [\sin 2\rho + \tan^2 \theta_{12} \sin \theta_{23} \cos \theta_{23} \sin(2\sigma - 2\delta)]}{\cos 2\theta_{12} \sin 2\delta \cos(2\rho - 2\sigma) + [\cos^2 \theta_{12} \sin^2 \theta_{12} \left( \frac{1+\cos^2 \theta_{23} \sin^2 \theta_{23}}{\cos \theta_{23} \sin \theta_{23}} \right) - \frac{1}{2}(\sin^2 2\theta_{12} - 2) \cos 2\delta] \sin(2\rho - 2\sigma)} \end{aligned} \quad (85)$$

whence

$$1 < \frac{m_2}{m_1} \approx \frac{-\cot^2 \theta_{12} [\sin 2\rho + \tan^2 \theta_{12} \sin \theta_{23} \cos \theta_{23} \sin(2\sigma - 2\delta)]}{\sin 2\sigma + \cot^2 \theta_{12} \cot \theta_{23} \sin^2 \theta_{23} \sin(2\sigma - 2\delta)} \quad (86)$$

and we can check on the correlation plots that, after having fixed the mixing angles at their central values, that the phase angles satisfy the above inequality.

For normal ordering, the representative point is taken as follows.

$$\begin{aligned} (\theta_{12}, \theta_{23}, \theta_{13}) &= (33.8880^\circ, 40.4840^\circ, 8.3779^\circ), \\ (\delta, \rho, \sigma) &= (328.6882^\circ, 162.0965^\circ, 179.3086^\circ), \\ (m_1, m_2, m_3) &= (0.0214\text{eV}, 0.0231\text{eV}, 0.0546\text{eV}), \\ (m_{ee}, m_e) &= (0.0217\text{eV}, 0.0231\text{eV}), \end{aligned} \quad (87)$$

The corresponding neutrino mass matrix (in eV) is

$$M_\nu = \begin{pmatrix} 0.0199 - 0.0086i & 0.0029 + 0.0054i & 0.0043 - 0.0030i \\ 0.0029 + 0.0054i & 0.0307 + 0.0089i & 0.0199 - 0.0086i \\ 0.0043 - 0.0030i & 0.0199 - 0.0086i & 0.0368 + 0.0079i \end{pmatrix}. \quad (88)$$

For inverted ordering, the representative point is taken as follows.

$$\begin{aligned} (\theta_{12}, \theta_{23}, \theta_{13}) &= (32.9986^\circ, 42.0093^\circ, 8.4570^\circ), \\ (\delta, \rho, \sigma) &= (173.1587^\circ, 159.5782^\circ, 58.7789^\circ), \\ (m_1, m_2, m_3) &= (0.0631\text{eV}, 0.0637\text{eV}, 0.0393\text{eV}), \\ (m_{ee}, m_e) &= (0.0279\text{eV}, 0.0629\text{eV}), \end{aligned} \quad (89)$$

The corresponding neutrino mass matrix (in eV) is

$$M_\nu = \begin{pmatrix} 0.0252 - 0.0120i & 0.0311 - 0.0283i & -0.0252 + 0.0279i \\ 0.0311 - 0.0283i & 0.0044 - 0.0196i & 0.0252 - 0.0120i \\ -0.0252 + 0.0279i & 0.0252 - 0.0120i & 0.0216 + 0.0052i \end{pmatrix}. \quad (90)$$

From Table (3), we see that the mixing angles  $(\theta_{12}, \theta_{23}, \theta_{13})$  extend over their allowed experimental ranges at all  $\sigma$ -levels for both normal and inverted ordering. There exists a large forbidden gap for  $\rho$  at all  $\sigma$ -levels with each hierarchy type. For normal ordering, there are narrow disallowed regions for  $\delta$  at 2- $\sigma$ -level and for the phase  $\sigma$  at 2-3- $\sigma$ -levels. For inverted ordering, the phase  $\sigma$  is restricted at all  $\sigma$ -levels to be nearly in the interval  $[16^\circ, 168^\circ]$ . We also note persistent forbidden gaps for  $\delta$  in inverted type. The allowed values of  $J$  at 1-2- $\sigma$ -levels for normal ordering and at 1- $\sigma$ -level for inverted ordering are negative, so the corresponding  $\delta$  lies in the third or fourth quarters. Neither  $m_1$  in normal type nor  $m_3$  in inverted type can reach a vanishing value. Thus, the singular pattern is not predicted at any  $\sigma$ -level.

For normal ordering plots, a large forbidden gap exists for  $\rho$ , whereas narrow gaps are noticed for  $\sigma$  and  $\delta$ . We find a moderate mass hierarchy where  $(0.34 \leq \frac{m_2}{m_3} \leq 0.97)$  together with a quasi degenerate mass spectrum characterized by  $(1 \leq \frac{m_2}{m_1} \leq 1.14)$ .

For inverted ordering plots, as in normal type, a large forbidden gap exists for  $\rho$ . We also see a tight forbidden gap in all correlations including  $\delta$ . We get a mild mass hierarchy characterized by  $(1.02 \leq \frac{m_2}{m_3} \leq 3.70)$  and a quasi degeneracy where  $(1 \leq \frac{m_2}{m_1} \leq 1.01)$ .

For both normal and inverted ordering, the correlations between  $(\delta, m_{ee})$  and between  $(\delta, \text{LNM})$  show that when  $m_{ee}$  and LNM increase, the allowed parameter space becomes more restricted.

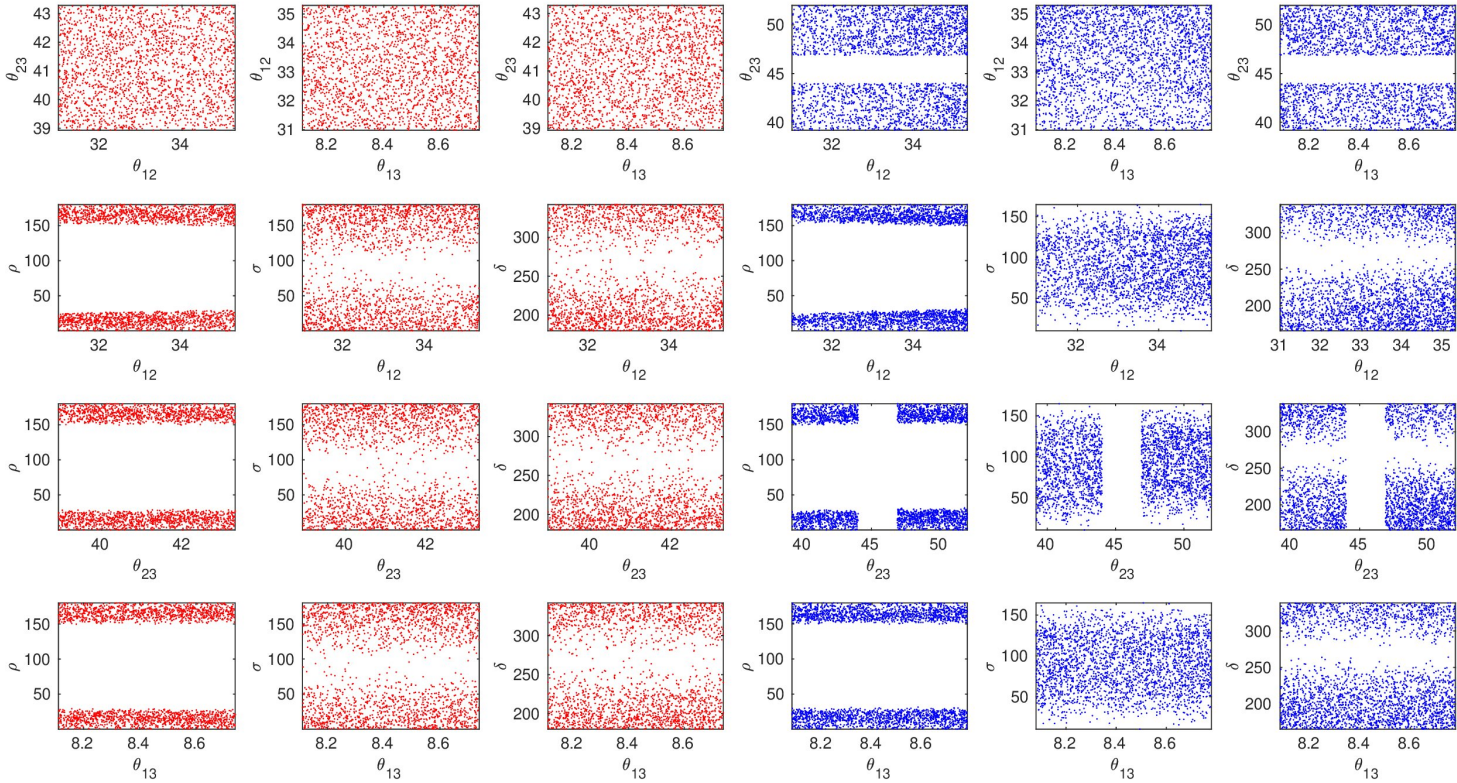


Figure 16: The correlation plots for  $G_1$  pattern, the red (blue) plots represents the normal (inverted) ordering. The first row represents the correlations between the mixing angles while the next three ones depict the correlations between each mixing angle with the CP-violating phases. Angles (masses) are evaluated in degrees (eV).

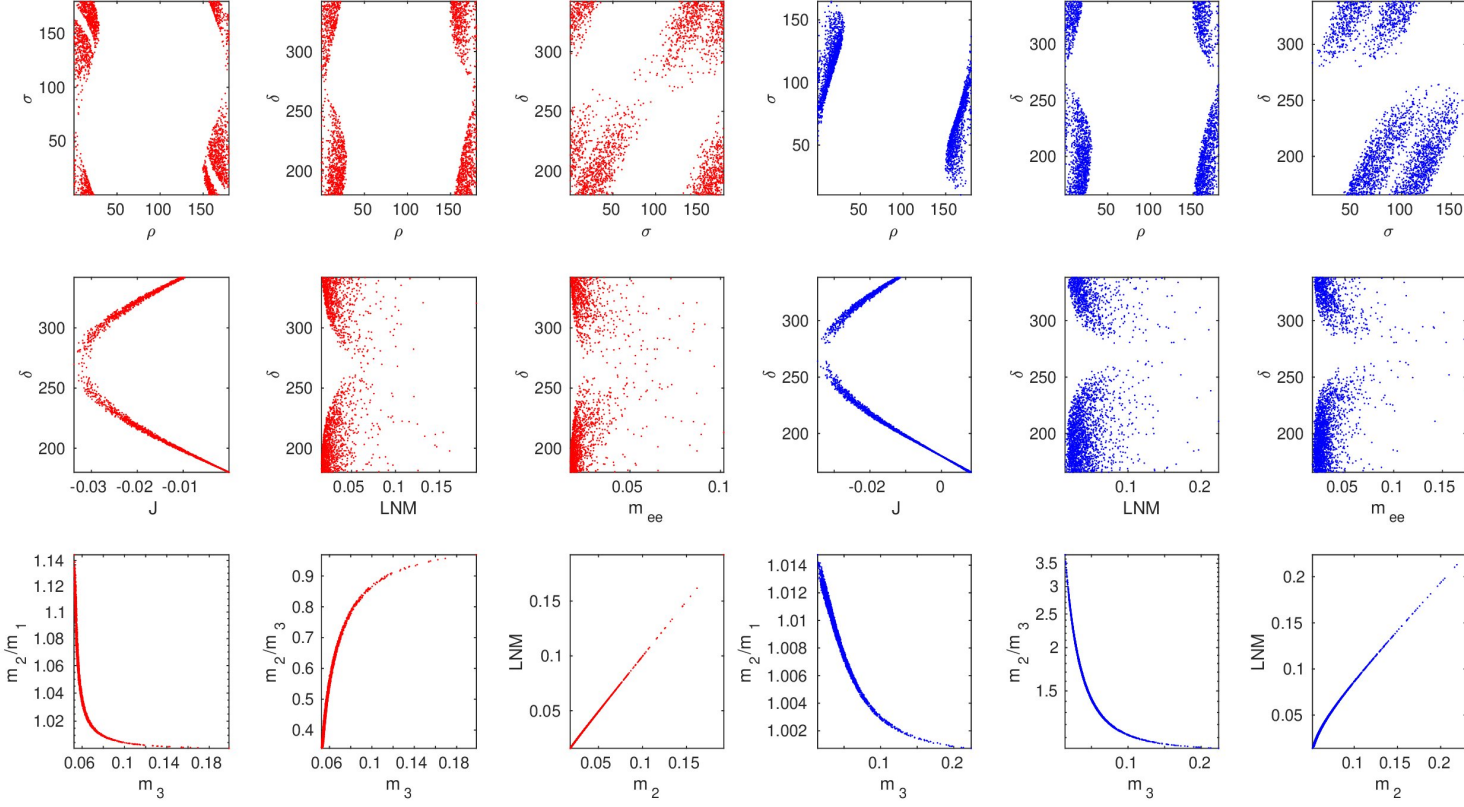


Figure 17: The correlation plots for  $G_1$  pattern, the red (blue) plots represent the normal (inverted) ordering. The first row represents the correlations between the CP-violating phases, the second one represents the correlations between  $\delta$  and each of  $J$ , LNM (the lowest neutrino mass) and  $m_{ee}$  parameters. The last one shows the degree of hierarchy. Angles (masses) are evaluated in degrees (eV).

### 5.8 Pattern $G_2$ : $M_{\nu 22} = M_{\nu 33}$

The expressions for  $A_1$ ,  $A_2$  and  $A_3$  coefficients for this pattern are

$$\begin{aligned} A_1 &= (-c_{12}s_{23}s_{13} - s_{12}c_{23}e^{-i\delta})^2 - (-c_{12}c_{23}s_{13} + s_{12}s_{23}e^{-i\delta})^2, \\ A_2 &= (-s_{12}s_{23}s_{13} + c_{12}c_{23}e^{-i\delta})^2 - (-s_{12}c_{23}s_{13} - c_{12}s_{23}e^{-i\delta})^2, \\ A_3 &= s_{23}^2 c_{13}^2 - c_{23}^2 c_{13}^2. \end{aligned} \quad (91)$$

The leading order approximation in  $s_{13}$  for the mass ratios and  $m_{ee}$  are given by

$$\begin{aligned} \frac{m_1}{m_3} &\approx \frac{\sin(2\sigma - 2\delta)}{\sin^2 \theta_{12} \sin(2\sigma - 2\rho)}, \\ \frac{m_2}{m_3} &\approx \frac{-\sin(2\rho - 2\delta)}{\cos^2 \theta_{12} \sin(2\sigma - 2\rho)}, \\ m_{ee} &\approx m_3 \left| \frac{\tan^2 \theta_{12} e^{2i\sigma}}{\sin(2\sigma - 2\rho)} \left( \sin(2\rho - 2\delta) - \cot^4 \theta_{12} \sin(2\sigma - 2\delta) e^{2i(\rho - \sigma)} \right) \right|. \end{aligned} \quad (92)$$

so

$$1 < \frac{m_2}{m_1} \approx \frac{-\tan^2 \theta_{12} \sin(2\rho - 2\delta)}{\sin(2\sigma - 2\delta)} \quad (93)$$

After fixing the mixing angles at their experimentally central values, one can check that this inequality is met on the phase angles correlation plots.

For normal ordering, the representative point is taken as follows.

$$\begin{aligned} (\theta_{12}, \theta_{23}, \theta_{13}) &= (33.6290^\circ, 42.9356^\circ, 8.3673^\circ), \\ (\delta, \rho, \sigma) &= (240.1034^\circ, 126.8967^\circ, 30.8559^\circ), \\ (m_1, m_2, m_3) &= (0.0117\text{eV}, 0.0146\text{eV}, 0.0522\text{eV}), \\ (m_{ee}, m_e) &= (0.0039\text{eV}, 0.0147\text{eV}), \end{aligned} \quad (94)$$

The corresponding neutrino mass matrix (in eV) is

$$M_\nu = \begin{pmatrix} 0.0010 - 0.0038i & -0.0035 - 0.0007i & 0.0136 + 0.0014i \\ -0.0035 - 0.0007i & 0.0269 - 0.0030i & 0.0242 + 0.0030i \\ 0.0136 + 0.0014i & 0.0242 + 0.0030i & 0.0269 - 0.0030i \end{pmatrix}. \quad (95)$$

For inverted ordering, the representative point is taken as follows.

$$\begin{aligned} (\theta_{12}, \theta_{23}, \theta_{13}) &= (33.2711^\circ, 41.6181^\circ, 8.4068^\circ), \\ (\delta, \rho, \sigma) &= (232.3966^\circ, 177.7075^\circ, 24.2744^\circ), \\ (m_1, m_2, m_3) &= (0.0830\text{eV}, 0.0834\text{eV}, 0.0669\text{eV}), \\ (m_{ee}, m_e) &= (0.0756\text{eV}, 0.0828\text{eV}), \end{aligned} \quad (96)$$

The corresponding neutrino mass matrix (in eV) is

$$M_\nu = \begin{pmatrix} 0.0743 + 0.0139i & -0.0136 - 0.0231i & 0.0106 + 0.0177i \\ -0.0136 - 0.0231i & 0.0456 - 0.0359i & 0.0216 + 0.0364i \\ 0.0106 + 0.0177i & 0.0216 + 0.0364i & 0.0456 - 0.0359i \end{pmatrix}. \quad (97)$$



We see from Table (3) that the mixing angles  $(\theta_{12}, \theta_{23}, \theta_{13})$  extend over their allowed experimental ranges with each hierarchy type at all  $\sigma$ -levels. The allowed experimental ranges for the Dirac phase  $\delta$  can be covered in normal type at all  $\sigma$ -levels, whereas narrow forbidden gaps exist in inverted type. We find that  $\rho$  ( $\sigma$ ) is restricted at the 1- $\sigma$ -level to be nearly in the interval  $[45^\circ, 166^\circ]$  ( $[7^\circ, 105^\circ]$ ) in the case of normal ordering. Table (3) also reveals that  $m_1$  can reach zero value at the 3- $\sigma$ -level while  $m_3$  can reach a vanishing value at all  $\sigma$ -levels. Thus, we predict a singular case with each hierarchy type, at the 3- $\sigma$ -level in normal type and at all  $\sigma$ -levels in inverted type. The allowed values of  $J$  at the 1-2- $\sigma$ -levels for normal ordering and at the 1- $\sigma$ -level for inverted ordering are negative, so the corresponding  $\delta$  lies in the third or fourth quarters.

For normal ordering plots, we see narrow forbidden bands for the phases  $\rho$  and  $\sigma$ . We also see a moderate mass hierarchy where  $(0.23 \leq \frac{m_2}{m_3} \leq 0.97)$  besides a quasi degeneracy characterized by  $(1 \leq \frac{m_2}{m_1} \leq 1.46)$ .

As to inverted ordering plots, we find a linear correlation between  $(\rho, \sigma)$ . We also find a quasi degeneracy characterized by  $m_1 \approx m_2$  as well as an acute hierarchy where  $\frac{m_2}{m_3}$  can reach  $10^4$  indicating the possibility of a vanishing  $m_3$ .

For both normal and inverted ordering, the correlations between  $(\delta, m_{ee})$  and between  $(\delta, \text{LNM})$  show that when  $m_{ee}$  and LNM increase, the allowed parameter space becomes more limited.

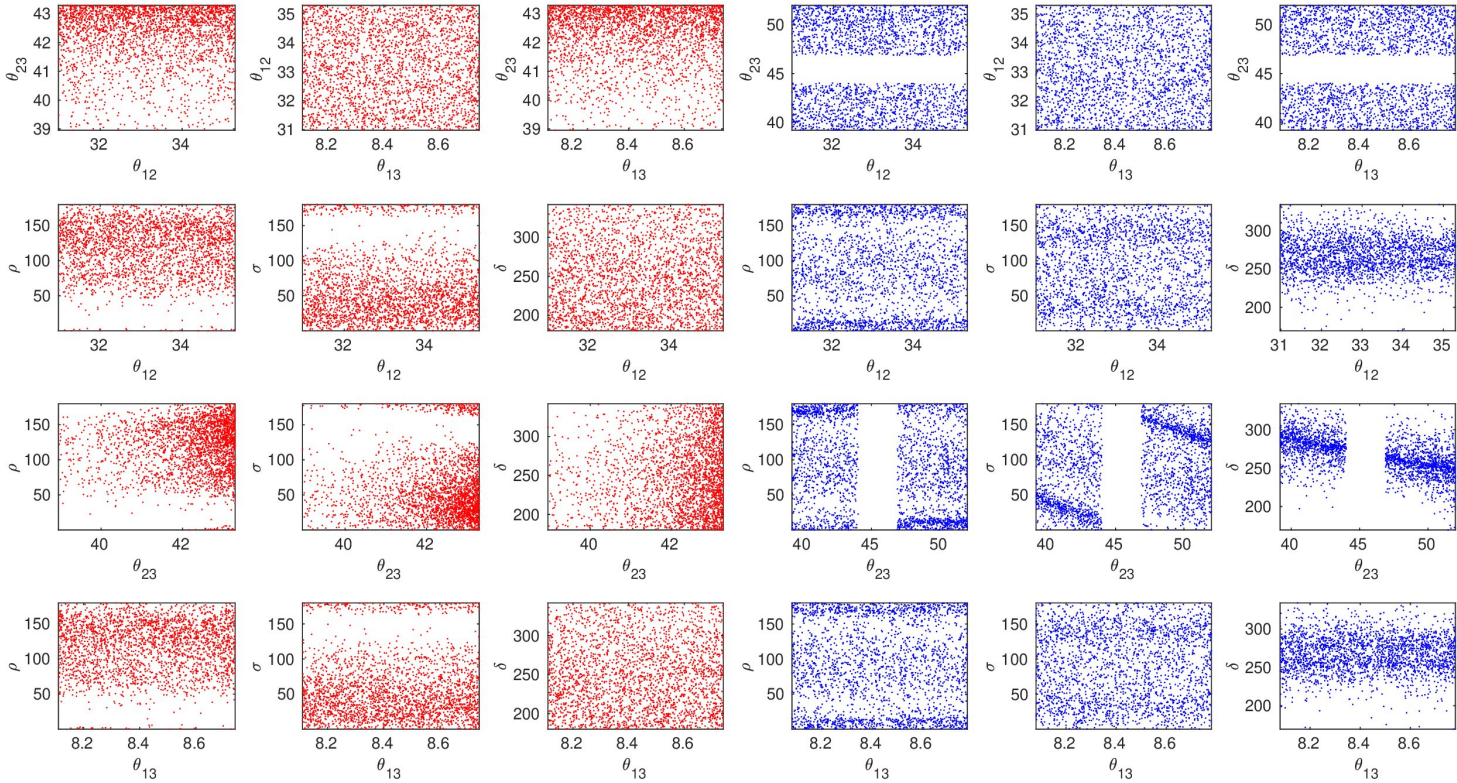


Figure 18: The correlation plots for  $G_2$  pattern, the red (blue) plots represent the normal (inverted) ordering. The first row represents the correlations between the mixing angles while the next three ones depict the correlations between each mixing angle with the CP-violating phases. Angles (masses) are evaluated in degrees (eV).

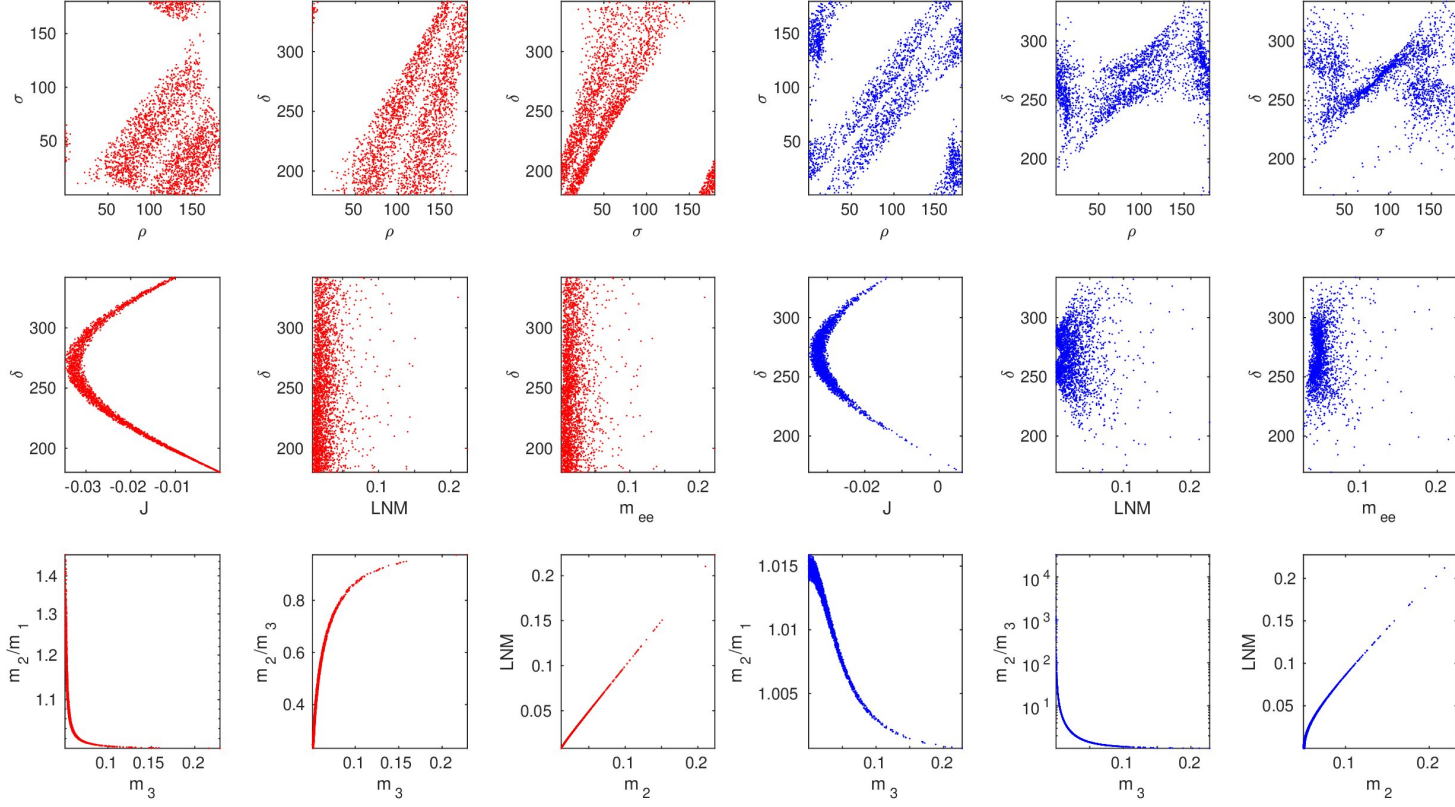


Figure 19: The correlation plots for  $G_2$  pattern, the red (blue) plots represent the normal (inverted) ordering. The first row represents the correlations between the CP-violating phases, the second one represent the correlations between  $\delta$  and each of  $J$ ,  $LNM$  (the lowest neutrino mass) and  $m_{ee}$  parameters. The last one shows the degree of hierarchy. Angles (masses) are evaluated in degrees (eV).



### 5.9 Pattern $G_3$ : $M_{\nu 12} = M_{\nu 13}$

The expressions for  $A_1$ ,  $A_2$  and  $A_3$  coefficients for this pattern are

$$\begin{aligned} A_1 &= c_{12}c_{13}(-c_{12}s_{23}s_{13} - s_{12}c_{23}e^{-i\delta}) - c_{12}c_{13}(-c_{12}c_{23}s_{13} + s_{12}s_{23}e^{-i\delta}), \\ A_2 &= s_{12}c_{13}(-s_{12}s_{23}s_{13} + c_{12}c_{23}e^{-i\delta}) - s_{12}c_{13}(-s_{12}c_{23}s_{13} - c_{12}s_{23}e^{-i\delta}), \\ A_3 &= s_{13}s_{23}c_{13} - s_{13}c_{23}c_{13}. \end{aligned} \quad (98)$$

The leading order approximation in powers of  $s_{13}$  for the mass ratios are given by

$$\begin{aligned} \frac{m_1}{m_3} &\approx \frac{2(\sin 2\theta_{23} - 1) \sin(2\sigma - \delta)}{\cos 2\theta_{23} \sin 2\theta_{12} \sin(2\sigma - 2\rho)} \sin \theta_{13}, \\ \frac{m_2}{m_3} &\approx - \frac{2 \cos 2\theta_{23} \sin(2\rho - \delta)}{\sin 2\theta_{12} (\sin 2\theta_{23} + 1) \sin(2\sigma - 2\rho)} \sin \theta_{13}. \end{aligned} \quad (99)$$

Thus, we obtain

$$1 < \frac{m_2}{m_1} \approx \frac{\sin(2\rho - \delta)}{\sin(2\sigma - \delta)}, \quad (100)$$

One can check on the phases correlation plots that this inequality is met. Moreover, the leading order approximations in powers of  $s_{13}$  for  $R_\nu$  and  $m_{ee}$  are given by

$$R_\nu \approx \frac{8 \cos^2 2\theta_{23} [\sin^2(2\sigma - \delta) + \sin^2(2\rho - \delta)] \sin^2 \theta_{13}}{\sin^2 2\theta_{12} (\sin 2\theta_{23} + 1)^2 \sin^2(2\sigma - 2\rho)}, \quad (101)$$

$$m_{ee} \approx m_3 \left| \frac{\tan \theta_{12} \cos 2\theta_{23} e^{2i\sigma}}{(\sin 2\theta_{23} + 1) \sin(2\rho - 2\sigma)} \left( \sin(2\rho - \delta) + \frac{e^{2i(\rho - \sigma)} \sin(2\sigma - \delta)}{\tan^2 \theta_{12}} \right) \right| \sin \theta_{13}. \quad (102)$$

We see from Eq. 101 that  $\theta_{23} \neq \frac{\pi}{4}$ . However, taking the central values of the mixing angles we see that the numerator of  $R_\nu$ , where  $R_\nu$  is of order  $O(10^{-2})$ , is small of order of  $\cos^2 2\theta_{23} \sin^2 \theta_{13} \approx \cos^2 82^\circ \sin^2 8.4^\circ = O(10^{-4})$ , so we deduce that the denominator should be of order  $O(10^{-2})$ , which means  $(\rho - \sigma)$  is very small, but not vanishing, justifying the first bisectrix in the corresponding correlation plot, and we can check also that the correlations  $(\delta - \rho)$  and  $(\delta - \sigma)$  are similar for both types of hierarchy.

For normal ordering, the representative point is taken as follows.

$$\begin{aligned} (\theta_{12}, \theta_{23}, \theta_{13}) &= (33.2699^\circ, 40.8019^\circ, 8.4560^\circ), \\ (\delta, \rho, \sigma) &= (247.2253^\circ, 99.1743^\circ, 100.7789^\circ), \\ (m_1, m_2, m_3) &= (0.0290\text{eV}, 0.0302\text{eV}, 0.0591\text{eV}), \\ (m_{ee}, m_e) &= (0.0275\text{eV}, 0.0303\text{eV}), \end{aligned} \quad (103)$$

The corresponding neutrino mass matrix (in eV) is

$$M_\nu = \begin{pmatrix} -0.0258 - 0.0095i & 0.0090 + 0.0010i & 0.0090 + 0.0010i \\ 0.0090 + 0.0010i & 0.0312 + 0.0155i & 0.0224 - 0.0136i \\ 0.0090 + 0.0010i & 0.0224 - 0.0136i & 0.0381 + 0.0115i \end{pmatrix}. \quad (104)$$

For inverted ordering, the representative point is taken as follows.

$$\begin{aligned} (\theta_{12}, \theta_{23}, \theta_{13}) &= (33.1636^\circ, 42.3774^\circ, 8.4760^\circ), \\ (\delta, \rho, \sigma) &= (194.7693^\circ, 143.2909^\circ, 143.2999^\circ), \\ (m_1, m_2, m_3) &= (0.0506\text{eV}, 0.0513\text{eV}, 0.0119\text{eV}), \\ (m_{ee}, m_e) &= (0.0498\text{eV}, 0.0503\text{eV}), \end{aligned} \quad (105)$$

The corresponding neutrino mass matrix (in eV) is

$$M_\nu = \begin{pmatrix} 0.0144 - 0.0476i & -0.0003 + 0.0050i & -0.0003 + 0.0050i \\ -0.0003 + 0.0050i & -0.0008 - 0.0277i & 0.0116 + 0.0243i \\ -0.0003 + 0.0050i & 0.0116 + 0.0243i & 0.0013 - 0.0231i \end{pmatrix}. \quad (106)$$

We see from Table (3) that the allowed experimental ranges for the mixing angles  $\theta_{12}$  and  $\theta_{13}$  can be covered for both normal and inverted ordering at all  $\sigma$ -levels. However, we find a very tight forbidden gap for the mixing angle  $\theta_{23}$   $[44.52^\circ, 45.46^\circ]$  with each hierarchy type at the 3- $\sigma$ -level. For normal ordering, we find that the ranges for  $\rho$  ( $\sigma$ ) are restricted to be nearly in the interval  $[40^\circ, 178^\circ]$  ( $[41^\circ, 178^\circ]$ ) at the 1- $\sigma$ -level and tending to be wider at the 2- $\sigma$ -level to be nearly in  $[19^\circ, 179^\circ]$  ( $[25^\circ, 179^\circ]$ ). Table (3) also reveals that  $m_1$  does not approach zero value at any  $\sigma$ -level, whereas  $m_3$  can reach a vanishing value at all  $\sigma$ -levels. Therefore, the singular pattern is predicted in inverted type at all  $\sigma$ -levels. The allowed values of J at the 1-2- $\sigma$ -levels for normal ordering and 1- $\sigma$ -level for inverted ordering are negative, so the corresponding  $\delta$  lies in the third or fourth quarters.

For normal ordering plots, a strong linear correlation exists between  $(\rho, \sigma)$ . We see a mild mass hierarchy where  $(0.32 \leq \frac{m_2}{m_3} \leq 0.97)$  together with a quasi degeneracy characterized by  $m_1 \approx m_2$ .

For inverted ordering plots, we find a strong linear correlation between  $(\rho, \sigma)$  as in normal type and a severe hierarchy where  $\frac{m_2}{m_3}$  can reach  $10^3$  indicating the possibility of a vanishing  $m_3$ .

For both normal and inverted ordering, the correlations between  $(\delta, m_{ee})$  and between  $(\delta, \text{LNM})$  show that when  $m_{ee}$  and LNM increase, the allowed parameter space becomes more restricted.

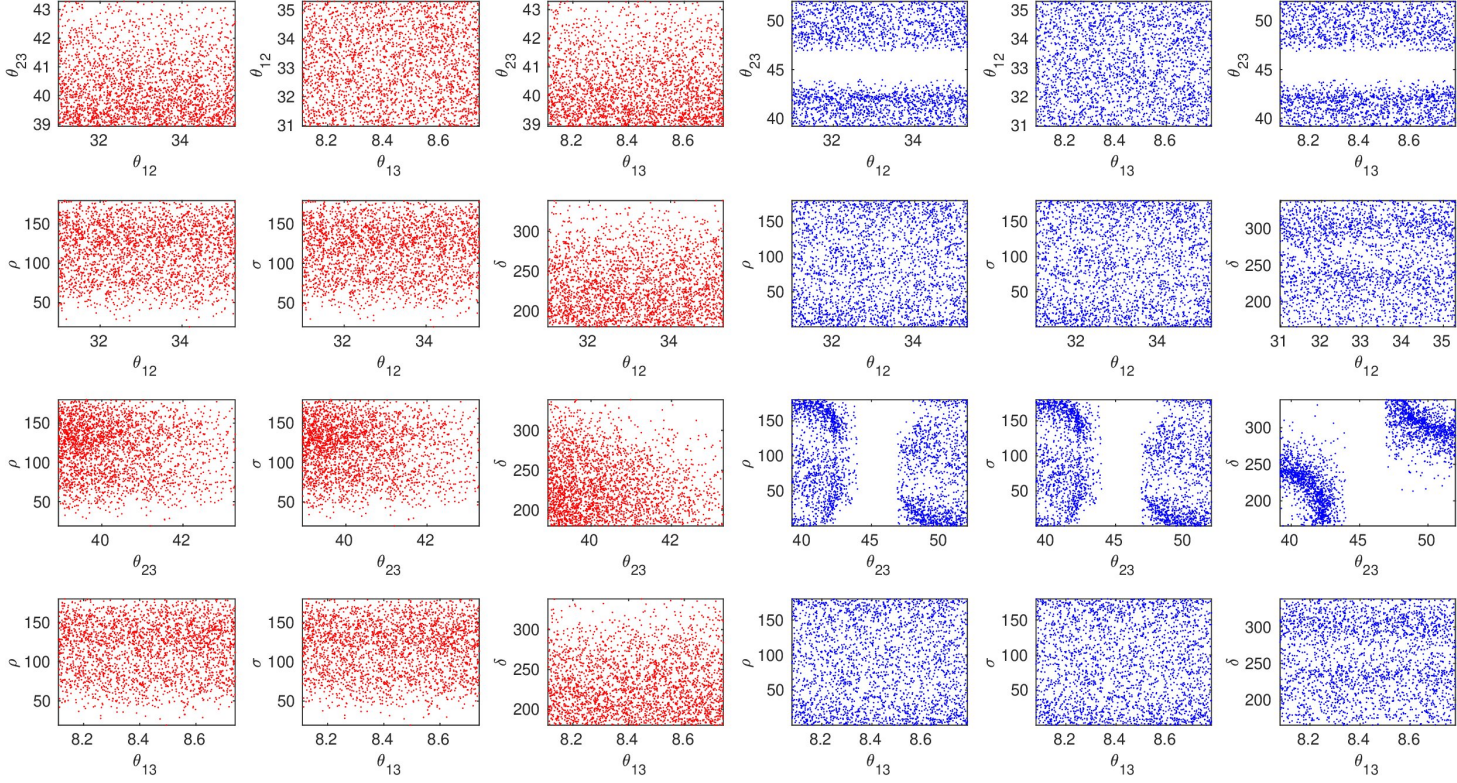


Figure 20: The correlation plots for  $G_3$  pattern, the red (blue) plots represent the normal (inverted) ordering. The first row represents the correlations between the mixing angles while the next three ones depict the correlations between each mixing angle with the CP-violating phases. Angles (masses) are evaluated in degrees (eV).

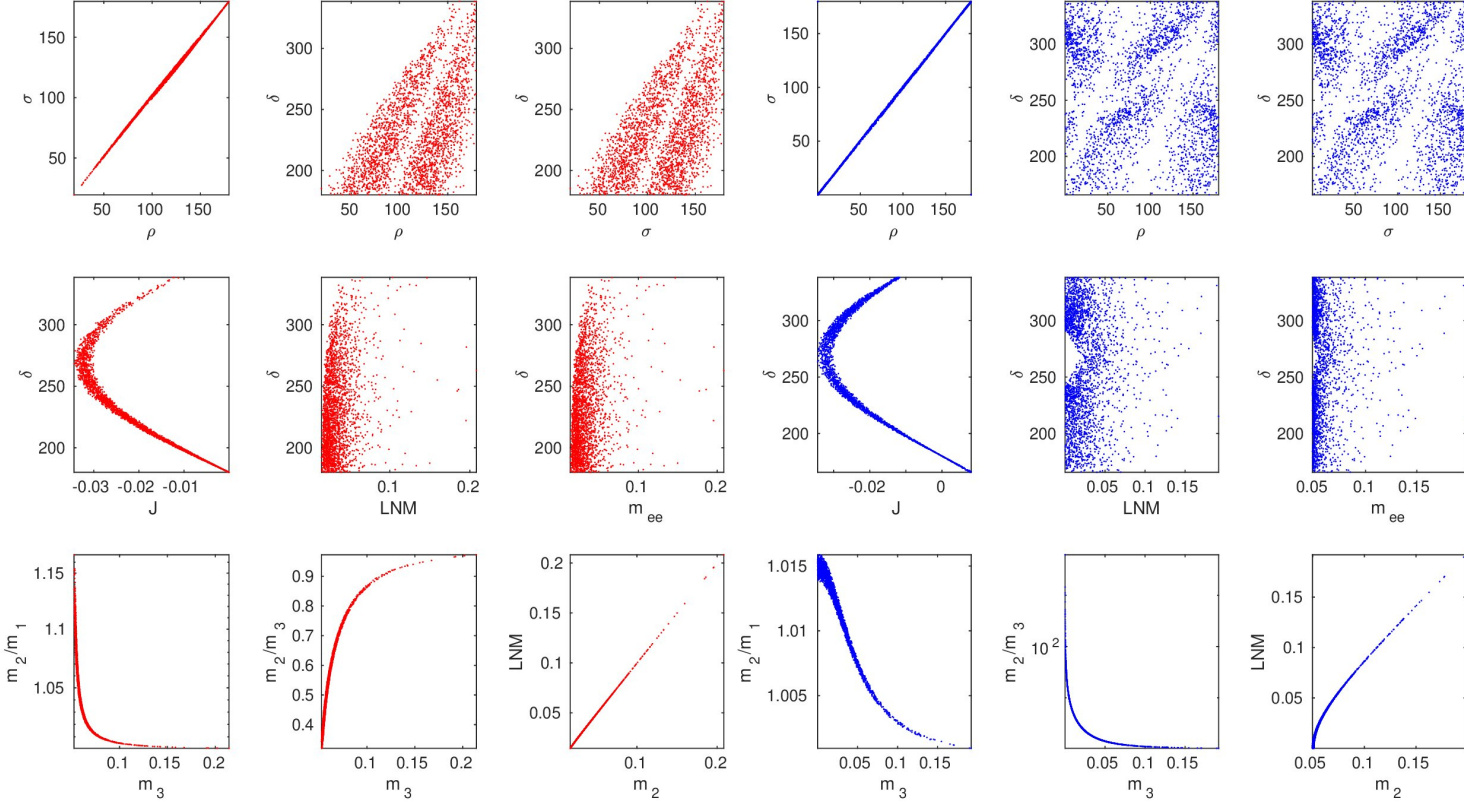


Figure 21: The correlation plots for  $G_3$  pattern, the red (blue) plots represent the normal (inverted) ordering. The first row represents the correlations between the CP-violating phases, the second one represent the correlations between  $\delta$  and each of  $J$ ,  $LNM$  (the lowest neutrino mass) and  $m_{ee}$  parameters. The last one shows the degree of hierarchy. Angles (masses) are evaluated in degrees (eV).

## 6 Symmetry realization

In this section, we introduce symmetry realizations for four, out of the stated nine phenomenologically allowed textures, in different seesaw scenarios. As a matter of fact, there are various realization methods which have been used to realize the Equality textures in  $M_\nu$ . Neutrino mass matrices with two equalities have been realized through a non-Abelian  $A_4$  flavor symmetry in [23], whereas the authors of [24] used  $S_3$  symmetry to realize one equality texture in  $M_\nu$ . In [25], the Abelian  $S_{\mu-\tau} \times Z_8$  symmetry with Froggatt-Nielsen mechanism including non-renormalizable 5-dim operators has been introduced to realize equalities in  $M_\nu$  with either  $m_1$  or  $m_3$  equal to zero. In this study, we adopt realization methods depending on Abelian discrete flavor symmetries by extending the standard model with some additional matter fields. We present symmetry realizations for the patterns  $E$ ,  $F$ ,  $G_2$  and  $G_3$ , and the obtained matrices would be parameterized by a sufficient number of free parameters (Yukawa couplings and VEVs) enough to satisfy the corresponding mathematical condition of equality between two entries with vanishing unphysical phases. We use  $Z_2 \times Z_6$ ,  $Z_2 \times Z'_2$  and  $Z_2 \times Z'_2 \times U(1)^3$  within type-I, type-II and mixed type (I+II) seesaw scenarios respectively. For the purpose of illustration, we take the pattern  $E$  where ( $M_{\nu 11} = M_{\nu 22}$ ) as a concrete example whereas the realizations for the remaining three patterns are summarized in the tables.

An ‘indirect’ method to find realization models starting from zero-texture realizations was stated in detail in [22, 34]. Since the one-zero textures realizations are known [9], we briefly explain in the last subsection how we can enforce this for the one-equality texture. Whereas the method is applied for one particular pattern, we state in one table the unitary matrices relating the other remaining 5 equality-textures which can be related to zero-textures. Quite interestingly, we find that the 6 patterns out of 15 which can be related to zero-textures in this way are exactly the 4 patterns, with another two patterns related by  $\mu$ - $\tau$ -interchange symmetry, for which we could find “direct” realizations based on abelian groups. Moreover, they are the patterns which belong to the two classes ( $Y_1 \cup Y_2$ ) to which the ‘perturbed’  $\mu$ - $\tau$ -symmetry patterns, defined by ( $M_{\nu 12} = M_{\nu 13}$  or  $M_{\nu 22} = M_{\nu 33}$ ) belong.

### 6.1 Type-I seesaw

The standard model (SM) particle content is extended with three-right handed neutrinos  $\nu_{Ri}$  ( $i = 1, 2, 3$ ), four SM Higgs doublets  $\phi_i$  ( $i = 1, 2, 3, 4$ ) and a scalar singlet  $\chi$ . The general gauge-invariant Lagrangian is given by

$$\mathcal{L} = Y_{lij}^k \bar{D}_{Li} \phi_k l_{Rj} + Y_{vij}^k \bar{D}_{Li} \tilde{\phi}_k \nu_{Rj} + X_{ij} \chi \nu_{Ri} \nu_{Rj} + h.c \quad (107)$$

where  $D_{Li} = (\nu_{Li}, l_{Li})^T$  are three left-handed lepton doublets,  $l_{Rj}$  are three right-handed charged leptons and  $\tilde{\phi}_k = i\sigma_2 \phi_k^*$ . The effective Majorana mass matrix of light neutrino  $M_\nu$  is generated through a type-I seesaw formula  $M_\nu = M_D M_R^{-1} M_D^T$ . We impose  $Z_2 \times Z_6$  flavor symmetry on the Lagrangian in Eq.(107), and assume the leptons transform under  $Z_6$  as

$$\begin{aligned} D_{L1} &\rightarrow D_{L1}, & D_{L2} &\rightarrow D_{L2}, & D_{L3} &\rightarrow \omega D_{L3}, \\ \nu_{R1} &\rightarrow \nu_{R1}, & \nu_{R2} &\rightarrow \nu_{R2}, & \nu_{R3} &\rightarrow \omega \nu_{R3}, \\ l_{R1} &\rightarrow \omega^3 l_{R1}, & l_{R2} &\rightarrow \omega^3 l_{R2}, & l_{R3} &\rightarrow \omega^4 l_{R3}, \end{aligned} \quad (108)$$

while the scalar multiplets transform as

$$\phi_1 \rightarrow \phi_1, \phi_2 \rightarrow \omega \phi_2, \phi_3 \rightarrow \omega^5 \phi_3, \phi_4 \rightarrow \omega^3 \phi_4, \phi_5 \rightarrow \omega^3 \phi_5, \chi \rightarrow \omega^4 \chi, \quad (109)$$

where  $\omega = e^{\pi i/3}$ . The bilinear  $\nu_{Ri}\nu_{Rj}$  transform under  $Z_6$  as

$$\nu_{Ri}\nu_{Rj} \cong \begin{pmatrix} 1 & 1 & \omega \\ 1 & 1 & \omega \\ \omega & \omega & \omega^2 \end{pmatrix}. \quad (110)$$

The elements (1,1), (1,2), (2,1) and (2,2) are thus directly existent in the Lagrangian because they are  $Z_6$  invariant. A real scalar singlet ( $\chi$ ) generates a non-vanishing matrix element (3,3) when acquiring a vacuum expectation value (VEV) at the seesaw scale. Under the action of  $Z_6$ ,  $\bar{D}_{Li}\nu_{Rj}$  and  $\bar{D}_{Li}l_{Rj}$  transform as

$$\bar{D}_{Li}\nu_{Rj} \cong \begin{pmatrix} 1 & 1 & \omega \\ 1 & 1 & \omega \\ \omega^5 & \omega^5 & 1 \end{pmatrix}, \quad \bar{D}_{Li}l_{Rj} \cong \begin{pmatrix} \omega^3 & \omega^3 & \omega^4 \\ \omega^3 & \omega^3 & \omega^4 \\ \omega^2 & \omega^2 & \omega^3 \end{pmatrix}. \quad (111)$$

The SM Higgs doublet  $\phi_1$  generates (1,1), (1,2), (2,1), (2,2) and (3,3) matrix elements in the Dirac neutrino mass matrix  $M_D$  while  $\phi_2$  and  $\phi_3$  generate (1,3), (2,3) and (3,1), (3,2) non-vanishing elements. The scalar doublets  $\phi_4$  and  $\phi_5$  are responsible for generating (1,1), (1,2), (2,1), (2,2) and (3,3) matrix elements in the charged lepton mass matrix  $M_l$ .

We set up that under the action of  $Z_2$ , the leptons transform as

$$\begin{aligned} D_{L1} &\rightarrow D_{L2}, & D_{L2} &\rightarrow D_{L1}, & D_{L3} &\rightarrow D_{L3}, \\ \nu_{R1} &\rightarrow \nu_{R2}, & \nu_{R2} &\rightarrow \nu_{R1}, & \nu_{R3} &\rightarrow \nu_{R3}, \\ l_{R1} &\rightarrow l_{R1}, & l_{R2} &\rightarrow l_{R2}, & l_{R3} &\rightarrow l_{R3}, \end{aligned} \quad (112)$$

while the scalar multiplets transform as:

$$\phi_1 \rightarrow \phi_1, \quad \phi_2 \rightarrow -\phi_2, \quad \phi_3 \rightarrow \phi_3, \quad \phi_4 \rightarrow \phi_5, \quad \phi_5 \rightarrow \phi_4, \quad \chi \rightarrow \chi. \quad (113)$$

As we see from Eqs.(112,113), the Yukawa couplings  $X_{ij}$ ,  $Y_{\nu ij}$  and  $Y_{l ij}$  are constrained by the  $Z_2$  symmetry

$$\begin{aligned} Y_{l11}^4 &= Y_{l21}^5, \quad Y_{l12}^4 = Y_{l22}^5, \quad Y_{l21}^4 = Y_{l11}^5, \quad Y_{l22}^4 = Y_{l12}^5, \quad Y_{l33}^4 = Y_{l33}^5, \\ Y_{\nu11}^1 &= Y_{\nu22}^1, \quad Y_{\nu12}^1 = Y_{\nu21}^1, \quad Y_{\nu13}^2 = -Y_{\nu23}^2, \quad Y_{\nu31}^3 = Y_{\nu32}^3, \\ X_{11} &= X_{22}, \quad X_{12} = X_{21}. \end{aligned} \quad (114)$$

The resulting right-handed Majorana mass matrix  $M_R$  and Dirac neutrino mass matrix  $M_D$  under  $Z_6 \times Z_2$ -symmetry take the form

$$M_R = \begin{pmatrix} x & y & 0 \\ y & x & 0 \\ 0 & 0 & z \end{pmatrix}, \quad M_D = \begin{pmatrix} A & B & C \\ B & A & -C \\ D & D & E \end{pmatrix}. \quad (115)$$

Hence, the effective Majorana mass matrix of light neutrino takes the form,

$$M_\nu = M_D M_R^{-1} M_D^T = \begin{pmatrix} a & b & c \\ b & a & d \\ c & d & e \end{pmatrix}. \quad (116)$$

which is of the requested form.

We need to check that one can, to a good approximation, be in the flavor basis, as we assumed during the phenomenological study, corresponding to a diagonal charged lepton mass matrix  $M_l$  which takes the form,

$$M_l = \begin{pmatrix} Y_{l11}^4 v_4 + Y_{l21}^4 v_5 & Y_{l12}^4 v_4 + Y_{l22}^4 v_5 & 0 \\ Y_{l21}^4 v_4 + Y_{l11}^4 v_5 & Y_{l22}^4 v_4 + Y_{l12}^4 v_5 & 0 \\ 0 & 0 & Y_{l33}^4 v_4 + Y_{l33}^4 v_5 \end{pmatrix}, \quad (117)$$

where  $v_4$  and  $v_5$  are VEVs of the scalar doublets  $\phi_4$  and  $\phi_5$ . We follow the procedure presented in [14] and assume the hierarchy ( $v_4 \ll v_5 \approx v$ ). Then we get

$$M_l \approx v \begin{pmatrix} Y_{l21}^4 & Y_{l22}^4 & 0 \\ Y_{l11}^4 & Y_{l12}^4 & 0 \\ 0 & 0 & Y_{l33}^4 \end{pmatrix} = v \begin{pmatrix} \mathbf{a}^T \\ \mathbf{b}^T \\ \mathbf{c}^T \end{pmatrix} \Rightarrow M_l M_l^\dagger = v^2 \begin{pmatrix} |\mathbf{a}|^2 & \mathbf{a} \cdot \mathbf{b} & 0 \\ \mathbf{b} \cdot \mathbf{a} & |\mathbf{b}|^2 & 0 \\ 0 & 0 & |\mathbf{c}|^2 \end{pmatrix}, \quad (118)$$

where the vectors  $\mathbf{a}$ ,  $\mathbf{b}$  and  $\mathbf{c}$  are defined as  $\mathbf{a} = (Y_{l21}^4, Y_{l22}^4, 0)$ ,  $\mathbf{b} = (Y_{l11}^4, Y_{l12}^4, 0)$  and  $\mathbf{c} = (0, 0, Y_{l33}^4)$ . By adjusting the magnitudes of the Yukawa couplings,  $M_l M_l^\dagger$  can be diagonalized by the infinitesimal rotation with an angle less than  $10^{-2}$ .

The symmetry assignments for the other cases,  $F$ ,  $G_2$  and  $G_3$ , are summarized in the tables 4, 5 and 6.

The matter content				
$D_L$	$\nu_R$	$l_R$	$\phi$	$\chi$
Symmetry under $Z_6$				
$T_D D_L$ $T_D = \text{diag}(1, \omega, 1)$	$T_\nu \nu_R$ $T_\nu = \text{diag}(1, \omega, 1)$	$T_l l_R$ $T_l = \text{diag}(\omega^3, \omega^4, \omega^3)$	$T_\phi \phi$ $T_\phi = \text{diag}(1, \omega, \omega^3, \omega^3)$	$T_\chi \chi$ $T_\chi = \text{diag}(1, \omega^4)$
Symmetry under $Z_2$				
$S_D D_L$ $S_D = \begin{pmatrix} 0 & 0 & 1 \\ 0 & 1 & 0 \\ 1 & 0 & 0 \end{pmatrix}$	$S_\nu \nu_R$ $S_\nu = \begin{pmatrix} 0 & 0 & 1 \\ 0 & 1 & 0 \\ 1 & 0 & 0 \end{pmatrix}$	$S_l l_R$ $S_l = \begin{pmatrix} 1 & 0 & 0 \\ 0 & 1 & 0 \\ 0 & 0 & 1 \end{pmatrix}$	$S_\phi \phi$ $S_\Phi = \begin{pmatrix} 1 & 0 & 0 & 0 \\ 0 & 1 & 0 & 0 \\ 0 & 0 & 0 & 1 \\ 0 & 0 & 1 & 0 \end{pmatrix}$	$S_\chi \chi$ $S_\chi = \begin{pmatrix} -1 & 0 \\ 0 & 1 \end{pmatrix}$
Mass matrices				
$M_R = \begin{pmatrix} x & 0 & z \\ 0 & y & 0 \\ z & 0 & w \end{pmatrix}$	$M_D = \begin{pmatrix} A & D & C \\ 0 & B & 0 \\ C & D & A \end{pmatrix}$	$M_\nu = \begin{pmatrix} a & b & c \\ b & d & b \\ c & b & e \end{pmatrix}$	$M_l \stackrel{v_3 \ll v_4}{\approx} v_4 \begin{pmatrix} Y_{l31}^3 & 0 & Y_{l33}^3 \\ 0 & Y_{l22}^3 & 0 \\ Y_{l11}^3 & 0 & Y_{l13}^3 \end{pmatrix}$	

Table 4: The  $Z_2 \times Z_6$  symmetry realization for the  $F : M_{\nu 12} = M_{\nu 23}$  pattern within type-I seesaw scenario. S and T are the symmetry transformation matrices for  $Z_2$  and  $Z_6$  respectively.

We could check that one can apply the method for the  $\mu$ - $\tau$ -transformation related patterns ( $E_2, F_2$ ). We could not, however, find suitable assignments for the method to be applicable for the remaining five cases (A,B,C,D,  $G_1$ ) and their  $\mu$ - $\tau$ -transformation related patterns ( $A_2, B_2, C_2, D_2$ ).

## 6.2 type-II seesaw

We present another realization method for the four patterns by using a simpler Abelian flavor symmetry within type-II seesaw scenario. We extend the standard model with  $SU(2)_L$  scalar



The matter content				
$D_L$	$\nu_R$	$l_R$	$\phi$	$\chi$
Symmetry under $Z_6$				
$T_D D_L$ $T_D = \text{diag}(\omega, 1, 1)$	$T_\nu \nu_R$ $T_\nu = \text{diag}(\omega, 1, 1)$	$T_l l_R$ $T_l = \text{diag}(\omega^4, \omega^3, \omega^3)$	$T_\phi \phi$ $T_\phi = \text{diag}(1, \omega^5, \omega, \omega^3, \omega^3)$	$T_\chi \chi$ $T_\chi = \omega^4$
Symmetry under $Z_2$				
$S_D D_L$  $S_D = \begin{pmatrix} 1 & 0 & 0 \\ 0 & 0 & 1 \\ 0 & 1 & 0 \end{pmatrix}$	$S_\nu \nu_R$  $S_\nu = \begin{pmatrix} 1 & 0 & 0 \\ 0 & 0 & 1 \\ 0 & 1 & 0 \end{pmatrix}$	$S_l l_R$  $S_l = \begin{pmatrix} 1 & 0 & 0 \\ 0 & 1 & 0 \\ 0 & 0 & 1 \end{pmatrix}$	$S_\phi \phi$  $S_\Phi = \begin{pmatrix} 1 & 0 & 0 & 0 & 0 \\ 0 & 1 & 0 & 0 & 0 \\ 0 & 0 & -1 & 0 & 0 \\ 0 & 0 & 0 & 0 & 1 \\ 0 & 0 & 0 & 1 & 0 \end{pmatrix}$	$S_\chi \chi$  $S_\chi = 1$
Mass matrices				
$M_R = \begin{pmatrix} x & 0 & 0 \\ 0 & y & z \\ 0 & z & y \end{pmatrix}$	$M_D = \begin{pmatrix} A & D & D \\ E & B & C \\ -E & C & B \end{pmatrix}$	$M_\nu = \begin{pmatrix} a & b & c \\ b & d & e \\ c & e & d \end{pmatrix}$	$M_l \stackrel{v_4 \ll v_5}{\approx} v_5 \begin{pmatrix} Y_{l11}^4 & 0 & 0 \\ 0 & Y_{l32}^4 & Y_{l33}^4 \\ 0 & Y_{l22}^4 & Y_{l23}^4 \end{pmatrix}$	

Table 5: The  $Z_2 \times Z_6$  symmetry realization for the  $G_2 : M_{\nu 22} = M_{\nu 33}$  pattern within type-I seesaw scenario. S and T are the symmetry transformation matrices for  $Z_2$  and  $Z_6$  respectively.

The matter content				
$D_L$	$\nu_R$	$l_R$	$\phi$	$\chi$
Symmetry under $Z_6$				
$T_D D_L$ $T_D = \text{diag}(\omega, 1, 1)$	$T_\nu \nu_R$ $T_\nu = \text{diag}(\omega, 1, 1)$	$T_l l_R$ $T_l = \text{diag}(\omega^4, \omega^3, \omega^3)$	$T_\phi \phi$ $T_\phi = \text{diag}(1, \omega, \omega^3, \omega^3)$	$T_\chi \chi$ $T_\chi = \text{diag}(1, \omega^4)$
Symmetry under $Z_2$				
$S_D D_L$  $S_D = \begin{pmatrix} 1 & 0 & 0 \\ 0 & 0 & 1 \\ 0 & 1 & 0 \end{pmatrix}$	$S_\nu \nu_R$  $S_\nu = \begin{pmatrix} 1 & 0 & 0 \\ 0 & 0 & 1 \\ 0 & 1 & 0 \end{pmatrix}$	$S_l l_R$  $S_l = \begin{pmatrix} 1 & 0 & 0 \\ 0 & 1 & 0 \\ 0 & 0 & 1 \end{pmatrix}$	$S_\phi \phi$  $S_\Phi = \begin{pmatrix} 1 & 0 & 0 & 0 \\ 0 & 1 & 0 & 0 \\ 0 & 0 & 0 & 1 \\ 0 & 0 & 1 & 0 \end{pmatrix}$	$S_\chi \chi$  $S_\chi = \begin{pmatrix} -1 & 0 \\ 0 & 1 \end{pmatrix}$
Mass matrices				
$M_R = \begin{pmatrix} x & 0 & 0 \\ 0 & y & z \\ 0 & z & w \end{pmatrix}$	$M_D = \begin{pmatrix} A & 0 & 0 \\ D & B & C \\ D & C & B \end{pmatrix}$	$M_\nu = \begin{pmatrix} a & b & b \\ b & c & d \\ b & d & e \end{pmatrix}$	$M_l \stackrel{v_3 \ll v_4}{\approx} v_4 \begin{pmatrix} Y_{l11}^3 & 0 & 0 \\ 0 & Y_{l32}^3 & Y_{l33}^3 \\ 0 & Y_{l22}^3 & Y_{l23}^3 \end{pmatrix}$	

Table 6: The  $Z_2 \times Z_6$  symmetry realization for the  $G_3 : M_{\nu 12} = M_{\nu 13}$  pattern within type-I seesaw scenario. S and T are the symmetry transformation matrices for  $Z_2$  and  $Z_6$  respectively.

triplets  $\Delta_k$ ,  $k=(1,2,\dots,N)$ ,

$$\Delta \equiv [\Delta_k^{++}, \Delta_k^+, \Delta_k^0]. \quad (119)$$

The gauge-invariant Yukawa interaction Lagrangian for scalar triplets  $\Delta_k$  takes the form,

$$-\mathcal{L}_\Delta = \sum_{k=1}^N \sum_{i,j=1}^3 \Gamma_{ij}^k [\Delta_k^0 \nu_{Li}^T \mathcal{C} \nu_{Lj} + \Delta_k^+ (\nu_{Li}^T \mathcal{C} l_{Lj} + l_{Lj}^T \mathcal{C} \nu_{Li}) + \Delta_k^{++} l_{Li}^T \mathcal{C} l_{Lj}], \quad (120)$$

where  $\Gamma_{ij}^k$  are the Yukawa couplings and  $\mathcal{C}$  is the charge conjugation matrix. The light neutrino mass matrix  $M_\nu$  takes the form,

$$M_{\nu \ ij} = \sum_{k=1}^N \Gamma_{ij}^k \langle \Delta_k^0 \rangle, \quad (121)$$

where  $\langle \Delta_k^0 \rangle$  are the VEVs of the  $\Delta_k^0$  fields. The smallness of  $\langle \Delta_k^0 \rangle$  is attributed to the largeness of the triplet scalars mass scale [35]. As in the type-I scenario, we take a pattern  $E$  as a concrete example. The particle content of the standard model is extended with one Higgs doublet  $\phi$  and three scalar triplets  $\Delta_k (k = 1, 2, 3)$ . We impose  $Z_2 \times Z_2'$  symmetry on Eq.(120) in order to generate a desired form of  $M_\nu$ . The lepton fields transform under  $Z_2$  symmetry as

$$\begin{aligned} D_{L1} &\rightarrow D_{L1}, & D_{L2} &\rightarrow D_{L2}, & D_{L3} &\rightarrow -D_{L3}, \\ l_{R1} &\rightarrow -l_{R1}, & l_{R2} &\rightarrow -l_{R2}, & l_{R3} &\rightarrow l_{R3}, \end{aligned} \quad (122)$$

while the scalar multiplets transform as

$$\begin{aligned} \Delta_1 &\rightarrow \Delta_1, & \Delta_2 &\rightarrow -\Delta_2, & \Delta_3 &\rightarrow -\Delta_3, \\ \phi_1 &\rightarrow -\phi_1, & \phi_2 &\rightarrow -\phi_2. \end{aligned} \quad (123)$$

The bilinears  $\nu_{Li} \nu_{Lj}$  and  $\bar{D}_{Li} l_{Rj}$  transform under  $Z_2$  as

$$\nu_{Li} \nu_{Lj} \cong \begin{pmatrix} 1 & 1 & -1 \\ 1 & 1 & -1 \\ -1 & -1 & 1 \end{pmatrix}, \quad \bar{D}_{Li} l_{Rj} \cong \begin{pmatrix} -1 & -1 & 1 \\ -1 & -1 & 1 \\ 1 & 1 & -1 \end{pmatrix}. \quad (124)$$

The matrix elements (1,1), (1,2), (2,1), (2,2) and (3,3) are generated in  $M_\nu$  when the scalar triplet  $\Delta_1^0$  acquiring a small vacuum expectation value while  $\Delta_2^0$  and  $\Delta_3^0$  enforce the non-vanishing matrix elements (1,3), (2,3), (3,1) and (3,2). The nonzero elements (1,1), (1,2), (2,1), (2,2) and (3,3) exist in  $M_l$  through the scalar doublets  $\phi_1$  and  $\phi_2$ . Under the action of  $Z_2'$  symmetry, the lepton fields transform as

$$\begin{aligned} D_{L1} &\rightarrow D_{L2}, & D_{L2} &\rightarrow D_{L1}, & D_{L3} &\rightarrow D_{L3}, \\ l_{R1} &\rightarrow l_{R1}, & l_{R2} &\rightarrow l_{R2}, & l_{R3} &\rightarrow l_{R3}, \end{aligned} \quad (125)$$

whereas  $\Delta_k (k = 1, 2, 3)$  and  $\phi_i (i = 1, 2)$  transform as

$$\begin{aligned} \Delta_1 &\rightarrow \Delta_1, & \Delta_2 &\rightarrow \Delta_2, & \Delta_3 &\rightarrow -\Delta_3, \\ \phi_1 &\rightarrow \phi_2, & \phi_2 &\rightarrow \phi_1. \end{aligned} \quad (126)$$

Thus, the  $Z_2'$  invariance implies the constraints:

$$\begin{aligned} \Gamma_{11}^1 &= \Gamma_{22}^1, & \Gamma_{12}^1 &= \Gamma_{21}^1, & \Gamma_{13}^2 &= \Gamma_{23}^2, & \Gamma_{31}^2 &= \Gamma_{32}^2, & \Gamma_{13}^3 &= -\Gamma_{23}^3, & \Gamma_{31}^3 &= -\Gamma_{32}^3, \\ Y_{l11}^1 &= Y_{l21}^2, & Y_{l12}^1 &= Y_{l22}^2, & Y_{l21}^1 &= Y_{l11}^2, & Y_{l22}^1 &= Y_{l12}^2, & Y_{l33}^1 &= Y_{l33}^2. \end{aligned} \quad (127)$$

The resulting light neutrino mass matrix takes, under  $Z_2 \times Z'_2$ , the form:

$$M_\nu = \begin{pmatrix} \Gamma_{11}^1 \langle \Delta_1^0 \rangle & \Gamma_{12}^1 \langle \Delta_1^0 \rangle & \Gamma_{13}^2 \langle \Delta_2^0 \rangle + \Gamma_{13}^3 \langle \Delta_3^0 \rangle \\ \Gamma_{12}^1 \langle \Delta_1^0 \rangle & \Gamma_{11}^1 \langle \Delta_1^0 \rangle & \Gamma_{13}^2 \langle \Delta_2^0 \rangle - \Gamma_{13}^3 \langle \Delta_3^0 \rangle \\ \Gamma_{13}^2 \langle \Delta_2^0 \rangle + \Gamma_{13}^3 \langle \Delta_3^0 \rangle & \Gamma_{13}^2 \langle \Delta_2^0 \rangle - \Gamma_{13}^3 \langle \Delta_3^0 \rangle & \Gamma_{33}^1 \langle \Delta_1^0 \rangle \end{pmatrix} \quad (128)$$

which is of the requested form.

The charged lepton mass matrix takes a form,

$$M_l = \begin{pmatrix} Y_{l11}^1 v_1 + Y_{l21}^1 v_2 & Y_{l12}^1 v_1 + Y_{l22}^1 v_2 & 0 \\ Y_{l21}^1 v_1 + Y_{l11}^1 v_2 & Y_{l22}^1 v_1 + Y_{l12}^1 v_2 & 0 \\ 0 & 0 & Y_{l33}^1 v_1 + Y_{l33}^1 v_2 \end{pmatrix}. \quad (129)$$

As in the type-I scenario,  $M_l$  can be diagonalized through an infinitesimal rotation with an angle less than  $10^{-2}$  by considering the vacuum condition  $v_1 \ll v_2$ . The  $Z_2 \times Z'_2$  symmetry realization of the remaining three patterns  $F$ ,  $G_1$  and  $G_2$  are presented in the tables 7, 8 and 9.

The matter content			
$D_L$	$l_R$	$\phi$	$\Delta$
Symmetry under $Z_2$			
$T_D D_L$ $T_D = \text{diag}(1, -1, 1)$	$T_l l_R$ $T_l = \text{diag}(-1, 1, -1)$	$T_\phi \phi$ $T_\phi = \text{diag}(-1, -1)$	$T_\Delta \Delta$ $T_\Delta = \text{diag}(1, 1, -1)$
Symmetry under $Z'_2$			
$S_D D_L$ $S_D = \begin{pmatrix} 0 & 0 & 1 \\ 0 & 1 & 0 \\ 1 & 0 & 0 \end{pmatrix}$	$S_l l_R$ $S_l = \begin{pmatrix} 1 & 0 & 0 \\ 0 & 1 & 0 \\ 0 & 0 & 1 \end{pmatrix}$	$S_\phi \phi$ $S_\phi = \begin{pmatrix} 0 & 1 \\ 1 & 0 \end{pmatrix}$	$S_\Delta \Delta$ $S_\Delta = \begin{pmatrix} 1 & 0 & 0 \\ 0 & -1 & 0 \\ 0 & 0 & 1 \end{pmatrix}$
Mass matrices			
$M_\nu = \begin{pmatrix} \Gamma_{11}^1 \langle \Delta_1^0 \rangle + \Gamma_{11}^2 \langle \Delta_2^0 \rangle & \Gamma_{12}^3 \langle \Delta_3^0 \rangle & \Gamma_{13}^1 \langle \Delta_1^0 \rangle \\ \Gamma_{12}^3 \langle \Delta_3^0 \rangle & \Gamma_{22}^1 \langle \Delta_1^0 \rangle & \Gamma_{12}^3 \langle \Delta_3^0 \rangle \\ \Gamma_{13}^1 \langle \Delta_1^0 \rangle & \Gamma_{12}^3 \langle \Delta_3^0 \rangle & \Gamma_{11}^1 \langle \Delta_1^0 \rangle - \Gamma_{11}^2 \langle \Delta_2^0 \rangle \end{pmatrix}, \quad M_l \stackrel{v_1 \ll v_2}{\approx} v_2 \begin{pmatrix} Y_{l31}^1 & 0 & Y_{l33}^1 \\ 0 & Y_{l22}^1 & 0 \\ Y_{l11}^1 & 0 & Y_{l13}^1 \end{pmatrix}$			

Table 7: The  $Z_2 \times Z'_2$  symmetry realization for the  $F : M_{\nu 12} = M_{\nu 23}$  pattern within type-II seesaw scenario. S and T are the symmetry transformation matrices for  $Z'_2$  and  $Z_2$  respectively.

The matter content			
$D_L$	$l_R$	$\phi$	$\Delta$
Symmetry under $Z_2$			
$T_D D_L$ $T_D = \text{diag}(-1, 1, 1)$	$T_l l_R$ $T_l = \text{diag}(1, -1, -1)$	$T_\phi \phi$ $T_\phi = \text{diag}(-1, -1)$	$T_\Delta \Delta$ $T_\Delta = \text{diag}(1, -1, -1)$
Symmetry under $Z'_2$			
$S_D D_L$ $S_D = \begin{pmatrix} 1 & 0 & 0 \\ 0 & 0 & 1 \\ 0 & 1 & 0 \end{pmatrix}$	$S_l l_R$ $S_l = \begin{pmatrix} 1 & 0 & 0 \\ 0 & 1 & 0 \\ 0 & 0 & 1 \end{pmatrix}$	$S_\phi \phi$ $S_\phi = \begin{pmatrix} 0 & 1 \\ 1 & 0 \end{pmatrix}$	$S_\Delta \Delta$ $S_\Delta = \begin{pmatrix} 1 & 0 & 0 \\ 0 & 1 & 0 \\ 0 & 0 & -1 \end{pmatrix}$
Mass matrices			
$M_\nu = \begin{pmatrix} \Gamma_{11}^1 \langle \Delta_1^0 \rangle & \Gamma_{12}^2 \langle \Delta_2^0 \rangle + \Gamma_{12}^3 \langle \Delta_3^0 \rangle & \Gamma_{12}^2 \langle \Delta_2^0 \rangle - \Gamma_{12}^3 \langle \Delta_3^0 \rangle \\ \Gamma_{12}^2 \langle \Delta_2^0 \rangle + \Gamma_{12}^3 \langle \Delta_3^0 \rangle & \Gamma_{22}^1 \langle \Delta_1^0 \rangle & \Gamma_{23}^1 \langle \Delta_1^0 \rangle \\ \Gamma_{12}^2 \langle \Delta_2^0 \rangle - \Gamma_{12}^3 \langle \Delta_3^0 \rangle & \Gamma_{23}^1 \langle \Delta_1^0 \rangle & \Gamma_{22}^1 \langle \Delta_1^0 \rangle \end{pmatrix}, \quad M_l^{v_1 \ll v_2} \approx v_2 \begin{pmatrix} Y_{l11}^1 & 0 & 0 \\ 0 & Y_{l32}^1 & Y_{l33}^1 \\ 0 & Y_{l22}^1 & Y_{l23}^1 \end{pmatrix}$			

Table 8: The  $Z_2 \times Z'_2$  symmetry realization for the  $G_2 : M_{\nu 22} = M_{\nu 33}$  pattern within type-II seesaw scenario. S and T are the symmetry transformation matrices for  $Z'_2$  and  $Z_2$  respectively.

The matter content			
$D_L$	$l_R$	$\phi$	$\Delta$
Symmetry under $Z_2$			
$T_D D_L$ $T_D = \text{diag}(-1, 1, 1)$	$T_l l_R$ $T_l = \text{diag}(1, -1, -1)$	$T_\phi \phi$ $T_\phi = \text{diag}(-1, -1)$	$T_\Delta \Delta$ $T_\Delta = \text{diag}(1, 1, -1)$
Symmetry under $Z'_2$			
$S_D D_L$ $S_D = \begin{pmatrix} 1 & 0 & 0 \\ 0 & 0 & 1 \\ 0 & 1 & 0 \end{pmatrix}$	$S_l l_R$ $S_l = \begin{pmatrix} 1 & 0 & 0 \\ 0 & 1 & 0 \\ 0 & 0 & 1 \end{pmatrix}$	$S_\phi \phi$ $S_\phi = \begin{pmatrix} 0 & 1 \\ 1 & 0 \end{pmatrix}$	$S_\Delta \Delta$ $S_\Delta = \begin{pmatrix} 1 & 0 & 0 \\ 0 & -1 & 0 \\ 0 & 0 & 1 \end{pmatrix}$
Mass matrices			
$M_\nu = \begin{pmatrix} \Gamma_{11}^1 \langle \Delta_1^0 \rangle & \Gamma_{12}^3 \langle \Delta_3^0 \rangle & \Gamma_{12}^3 \langle \Delta_3^0 \rangle \\ \Gamma_{12}^3 \langle \Delta_3^0 \rangle & \Gamma_{22}^1 \langle \Delta_1^0 \rangle + \Gamma_{22}^2 \langle \Delta_2^0 \rangle & \Gamma_{23}^1 \langle \Delta_1^0 \rangle \\ \Gamma_{12}^3 \langle \Delta_3^0 \rangle & \Gamma_{23}^1 \langle \Delta_1^0 \rangle & \Gamma_{22}^1 \langle \Delta_1^0 \rangle - \Gamma_{22}^2 \langle \Delta_2^0 \rangle \end{pmatrix}, \quad M_l^{v_1 \ll v_2} \approx v_2 \begin{pmatrix} Y_{l11}^1 & 0 & 0 \\ 0 & Y_{l32}^1 & Y_{l33}^1 \\ 0 & Y_{l22}^1 & Y_{l23}^1 \end{pmatrix}$			

Table 9: The  $Z_2 \times Z'_2$  symmetry realization for the  $G_3 : M_{\nu 12} = M_{\nu 13}$  pattern within type-II seesaw scenario. S and T are the symmetry transformation matrices for  $Z'_2$  and  $Z_2$  respectively.

As in the type-I seesaw scenario, this method is not applicable for the other viable patterns  $(A, B, C, D, G_1)$ . We note that the particle content and flavor symmetry group in the type-II seesaw construction is simpler than the corresponding one in the type-I scheme.

### 6.3 Type (I+II) seesaw scenario

In this scenario, we follow the procedure of softly breaking a continuous symmetry adopted in [27] and [36] in order to enforce two equal entries in  $M_\nu$ . Moreover, going along the scheme presented in [37], applied for zero textures, we use a mixed type-I and type-II seesaw scenarios. The underlying symmetry is  $Z_2 \times Z'_2 \times U(1)^3$ , where  $U(1)^3$  is a global separate lepton number symmetry. We assume that  $U(1)^3$  symmetry is preserved by 4-D Lagrangian terms, whereas it is softly broken by 3-dim terms in order to avoid the existence of Goldstone bosons. We extend SM with two Higgs doublets  $(\phi_2, \phi_3)$ , one heavy scalar singlet  $\chi_{12}$  and two Higgs triplets  $(\Delta_1, \Delta_2)$ . Under the action of  $Z_2$ , the leptons transform as

$$\begin{aligned} D_{L1} &\rightarrow D_{L1}, & D_{L2} &\rightarrow D_{L2}, & D_{L3} &\rightarrow -D_{L3}, \\ \nu_{R1} &\rightarrow -\nu_{R1}, & \nu_{R2} &\rightarrow -\nu_{R2}, & \nu_{R3} &\rightarrow \nu_{R3}, \\ l_{R1} &\rightarrow l_{R1}, & l_{R2} &\rightarrow l_{R2}, & l_{R3} &\rightarrow l_{R3}, \end{aligned} \quad (130)$$

while the scalar multiplets transform as

$$\begin{aligned} \phi_1 &\rightarrow -\phi_1, & \phi_2 &\rightarrow \phi_2, & \phi_3 &\rightarrow \phi_3, & \chi_{12} &\rightarrow \chi_{12} \\ \Delta_1 &\rightarrow -\Delta_1, & \Delta_2 &\rightarrow -\Delta_2 \end{aligned} \quad (131)$$

We set  $\chi_{12}$  to have lepton numbers  $(L_e = -1, L_\mu = -1)$ , whereas  $\Delta_1$  and  $\Delta_2$  have  $(L_e = -1, L_\tau = -1)$  and  $(L_\mu = -1, L_\tau = -1)$  respectively. However, we set the scalar doublets  $\phi_1, \phi_2$  and  $\phi_3$  to be  $U(1)^3$  singlets. Therefore, we get under  $Z_2$ :

$$\begin{aligned} \nu_{Ri}^T \nu_{Rj} &\cong \begin{pmatrix} 1 & 1 & -1 \\ 1 & 1 & -1 \\ -1 & -1 & 1 \end{pmatrix}, & \bar{D}_{Li} \nu_{Rj} &\cong \begin{pmatrix} -1 & -1 & 1 \\ -1 & -1 & 1 \\ 1 & 1 & -1 \end{pmatrix}, & \nu_{Li}^T \nu_{Lj} &\cong \begin{pmatrix} 1 & 1 & -1 \\ 1 & 1 & -1 \\ -1 & -1 & 1 \end{pmatrix}, \\ \bar{D}_{Li} l_j &\cong \begin{pmatrix} 1 & 1 & 1 \\ 1 & 1 & 1 \\ -1 & -1 & -1 \end{pmatrix}. \end{aligned} \quad (132)$$

The  $Z_2 \times U(1)^3$  invariant Lagrangian is

$$\begin{aligned} -\mathcal{L} &\supset \nu_{R1}^T \mathcal{C}^{-1} \nu_{R1} + \nu_{R2}^T \mathcal{C}^{-1} \nu_{R2} + \nu_{R3}^T \mathcal{C}^{-1} \nu_{R3} + \nu_{R1}^T \mathcal{C}^{-1} \nu_{R2} + \nu_{R2}^T \mathcal{C}^{-1} \nu_{R1} \\ &+ Y_{12}^\chi \nu_{R1}^T \mathcal{C}^{-1} \nu_{R2} \chi + Y_{21}^\chi \nu_{R2}^T \mathcal{C}^{-1} \nu_{R1} \chi + [Y_{11}^{\nu 1} \bar{D}_{L1} \nu_{R1} + Y_{22}^{\nu 1} \bar{D}_{L2} \nu_{R2} + Y_{33}^{\nu 1} \bar{D}_{L3} \nu_{R3}] \tilde{\phi}_1 \\ &+ [Y_{11}^{l2} \bar{D}_{L1} l_1 + Y_{22}^{l2} \bar{D}_{L2} l_2] \phi_2 + [Y_{11}^{l3} \bar{D}_{L1} l_1 + Y_{22}^{l3} \bar{D}_{L2} l_2] \phi_3 + Y_{33}^{l1} \bar{D}_{L3} l_3 \phi_1 \\ &+ [Y_{13}^{\Delta 1} \nu_{L1}^T \mathcal{C}^{-1} \nu_{L3} + Y_{31}^{\Delta 1} \nu_{L3}^T \mathcal{C}^{-1} \nu_{L1}] \Delta_1 + [Y_{23}^{\Delta 2} \nu_{L2}^T \mathcal{C}^{-1} \nu_{L3} + Y_{32}^{\Delta 2} \nu_{L3}^T \mathcal{C}^{-1} \nu_{L2}] \Delta_2 + h.c. \end{aligned} \quad (133)$$

Under the action  $Z'_2$  symmetry, we assume the lepton fields to transform as

$$\begin{aligned} D_{L1} &\rightarrow D_{L2}, & D_{L2} &\rightarrow D_{L1}, & D_{L3} &\rightarrow D_{L3}, \\ \nu_{R1} &\rightarrow \nu_{R2}, & \nu_{R2} &\rightarrow \nu_{R1}, & \nu_{R3} &\rightarrow \nu_{R3}, \\ l_{R1} &\rightarrow l_{R2}, & l_{R2} &\rightarrow l_{R1}, & l_{R3} &\rightarrow l_{R3}, \end{aligned} \quad (134)$$

while the scalar multiplets transform as

$$\begin{aligned}\phi_1 &\rightarrow \phi_1, & \phi_2 &\rightarrow \phi_2, & \phi_3 &\rightarrow -\phi_3, & \chi_{12} &\rightarrow \chi_{12} \\ \Delta_1 &\rightarrow \Delta_2, & \Delta_2 &\rightarrow \Delta_1\end{aligned}\quad (135)$$

Thus, the  $Z'_2$  implies the constraints

$$Y_{12}^\chi = Y_{21}^\chi, \quad Y_{11}^{\nu 1} = Y_{22}^{\nu 1}, \quad Y_{11}^{l2} = Y_{22}^{l2}, \quad Y_{11}^{l3} = -Y_{22}^{l3}, \quad Y_{13}^{\Delta 1} = Y_{23}^{\Delta 2}, \quad Y_{31}^{\Delta 1} = Y_{32}^{\Delta 2}. \quad (136)$$

When  $\phi_1$  and  $\chi$  take vev, the Dirac neutrino mass matrix  $M_D$  and the right-handed neutrino mass matrix  $M_R$  are given by

$$M_D = \begin{pmatrix} A & 0 & 0 \\ 0 & A & 0 \\ 0 & 0 & B \end{pmatrix}, \quad M_R = \begin{pmatrix} x & y & 0 \\ y & x & 0 \\ 0 & 0 & z \end{pmatrix} \quad (137)$$

The neutrino mass matrix which comes from the type-I seesaw is given by

$$M_I = -M_D M_R^{-1} M_D^T = \begin{pmatrix} -\frac{A^2 x}{x^2 + y^2} & \frac{A^2 y}{x^2 + y^2} & 0 \\ \frac{A^2 y}{x^2 + y^2} & -\frac{A^2 x}{x^2 + y^2} & 0 \\ 0 & 0 & -\frac{B^2}{z} \end{pmatrix}, \quad (138)$$

where  $A = Y_{11}^{\nu 1} v_1^\phi$ ,  $B = Y_{33}^{\nu 1} v_1^\phi$ ,  $y = Y_{12}^\chi v^\chi$ . We see that  $M_{\nu 11} = M_{\nu 22}$  in  $M_I$ . In order to enforce non-zero degenerate elements (1,3) and (2,3) in  $M_\nu$ , we have to go to type-II seesaw. When  $\Delta_1$  and  $\Delta_2$  take VEV, the type-II neutrino mass matrix is given by

$$M_{II} = \begin{pmatrix} 0 & 0 & X \\ 0 & 0 & Y \\ X & Y & 0 \end{pmatrix} \quad (139)$$

where  $X = Y_{13}^{H1} v_1^\Delta$  and  $Y = Y_{13}^{H1} v_2^\Delta$ . The effective neutrino mass matrix  $M_\nu$  after the mixed type (I+II) seesaw mechanism becomes

$$M_\nu = M_I + M_{II} = \begin{pmatrix} a & b & c \\ b & a & d \\ c & d & e \end{pmatrix}. \quad (140)$$

As to the charged lepton mass matrix, it is by construction diagonal, meaning we are in the flavor basis:

$$M_l = \begin{pmatrix} Y_{11}^{l2} v_2^\phi + Y_{11}^{l3} v_3^\phi & 0 & 0 \\ 0 & Y_{11}^{l2} v_2^\phi - Y_{11}^{l3} v_3^\phi & 0 \\ 0 & 0 & Y_{33}^{l1} v_1^\phi \end{pmatrix}. \quad (141)$$

where  $v_k^\phi$  is the VEV of  $\phi_k$ , and one can arrange so that the diagonal elements come in hierarchical ratios corresponding to the charged lepton masses hierarchy.

The symmetry realization for the other cases  $F$ ,  $G_2$  and  $G_3$  are summarized in the tables 10, 11 and 12.



matter content $F_1$ pattern													
$D_{L1}$	$D_{L2}$	$D_{L3}$	$l_1$	$l_2$	$l_3$	$\nu_{R1}$	$\nu_{R2}$	$\nu_{R3}$	$\Delta_1$	$\Delta_2$	$\phi_1$	$\phi_2$	$\phi_3$
Becoming under $Z_2$ symmetry													
$-D_{L1}$	$-D_{L2}$	$-D_{L3}$	$-l_1$	$l_2$	$-l_3$	$\nu_{R1}$	$\nu_{R2}$	$\nu_{R3}$	$\Delta_1$	$\Delta_2$	$-\phi_1$	$\phi_2$	$\phi_3$
Becoming under $Z_2'$ symmetry													
$D_{L3}$	$D_{L2}$	$D_{L1}$	$l_3$	$l_2$	$l_1$	$\nu_{R3}$	$\nu_{R2}$	$\nu_{R1}$	$\Delta_2$	$\Delta_1$	$\phi_1$	$\phi_2$	$-\phi_3$
the field charge $\mathbf{q}$ under $U(1)^3$ symmetry													
(1, 0, 0)	(0, 1, 0)	(0, 0, 1)	(1, 0, 0)	(0, 1, 0)	(0, 0, 1)	(1, 0, 0)	(0, 1, 0)	(0, 0, 1)	(-2, 0, 0)	(0, 0, -2)	<b>0</b>	<b>0</b>	<b>0</b>

Table 10: The  $Z_2 \times Z_2' \times U(1)^3$  symmetry realization for  $F : M_{\nu \ 12} = M_{\nu \ 23}$  pattern within type I+II seesaw scenario .

matter content $G_2$ pattern														
$D_{L1}$	$D_{L2}$	$D_{L3}$	$l_1$	$l_2$	$l_3$	$\nu_{R1}$	$\nu_{R2}$	$\nu_{R3}$	$\Delta_1$	$\Delta_2$	$\chi_{23}$	$\phi_1$	$\phi_2$	$\phi_3$
Becoming under $Z_2$ symmetry														
$-D_{L1}$	$D_{L2}$	$D_{L3}$	$l_1$	$l_2$	$l_3$	$\nu_{R1}$	$-\nu_{R2}$	$-\nu_{R3}$	$-\Delta_1$	$-\Delta_2$	$\chi_{23}$	$-\phi_1$	$\phi_2$	$\phi_3$
Becoming under $Z_2'$ symmetry														
$D_{L1}$	$D_{L3}$	$D_{L2}$	$l_1$	$l_3$	$l_2$	$\nu_{R1}$	$\nu_{R3}$	$\nu_{R2}$	$\Delta_2$	$\Delta_1$	$\chi_{23}$	$\phi_1$	$\phi_2$	$-\phi_3$
the field charge $\mathbf{q}$ under $U(1)^3$ symmetry														
(1, 0, 0)	(0, 1, 0)	(0, 0, 1)	(1, 0, 0)	(0, 1, 0)	(0, 0, 1)	(1, 0, 0)	(0, 1, 0)	(0, 0, 1)	(-1, -1, 0)	(-1, 0, -1)	(0, -1, -1)	<b>0</b>	<b>0</b>	<b>0</b>

Table 11: The  $Z_2 \times Z_2' \times U(1)^3$  symmetry realization for  $G_2 : M_{\nu \ 22} = M_{\nu \ 33}$  pattern within type I+II seesaw scenario .

matter content $G_3$ pattern													
$D_{L1}$	$D_{L2}$	$D_{L3}$	$l_1$	$l_2$	$l_3$	$\nu_{R1}$	$\nu_{R2}$	$\nu_{R3}$	$\Delta_1$	$\Delta_2$	$\phi_1$	$\phi_2$	$\phi_3$
Becoming under $Z_2$ symmetry													
$-D_{L1}$	$-D_{L2}$	$-D_{L3}$	$l_1$	$-l_2$	$-l_3$	$\nu_{R1}$	$\nu_{R2}$	$\nu_{R3}$	$\Delta_1$	$\Delta_2$	$-\phi_1$	$\phi_2$	$\phi_3$
Becoming under $Z_2'$ symmetry													
$D_{L1}$	$D_{L3}$	$D_{L2}$	$l_1$	$l_3$	$l_2$	$\nu_{R1}$	$\nu_{R3}$	$\nu_{R2}$	$\Delta_2$	$\Delta_1$	$\phi_1$	$\phi_2$	$-\phi_3$
the field charge $\mathbf{q}$ under $U(1)^3$ symmetry													
(1, 0, 0)	(0, 1, 0)	(0, 0, 1)	(1, 0, 0)	(0, 1, 0)	(0, 0, 1)	(1, 0, 0)	(0, 1, 0)	(0, 0, 1)	(0, -2, 0)	(0, 0, -2)	<b>0</b>	<b>0</b>	<b>0</b>

Table 12: The  $Z_2 \times Z_2' \times U(1)^3$  symmetry realization for  $G_3 : M_{\nu \ 12} = M_{\nu \ 13}$  pattern within type I+II seesaw scenario .

## 6.4 ‘Indirect’ Realization Method related to Zero-textures

### 6.4.1 General strategy

We saw in section 4 how one could classify all the one-equality textures into 4 classes. Relating these textures to one-zero textures amounts to finding a unitary matrix  $U$  linking the one-equality texture matrix  $M$  with a one-zero texture matrix  $M^0$  via the ‘adjoint’ action \*\*, as follows.

$$U^T.M^0.U = M \quad (142)$$

As an example, we give the unitary matrix that relates the one zero texture ( $M_{12}^0 = 0$ ) to the  $E_1$  texture satisfying ( $M_{11} = M_{22}$ ) as follows.

$$U = \begin{pmatrix} \frac{1}{\sqrt{2}} & -\frac{1}{\sqrt{2}} & 0 \\ \frac{i}{\sqrt{2}} & \frac{i}{\sqrt{2}} & 0 \\ 0 & 0 & 1 \end{pmatrix} \Rightarrow U^T \begin{pmatrix} A & 0 & C \\ 0 & D & E \\ C & E & F \end{pmatrix} U = \begin{pmatrix} \frac{1}{2}(A-D) & -\frac{1}{2}(A+D) & \frac{1}{\sqrt{2}}(C+E) \\ -\frac{1}{2}(A+D) & \frac{1}{2}(A-D) & -\frac{1}{\sqrt{2}}(C-E) \\ \frac{i}{\sqrt{2}}(C+E) & -\frac{i}{\sqrt{2}}(C-E) & F \end{pmatrix} \in E_1. \quad (143)$$

It is easy to show that only the two classes ( $Y_1, Y_2$ ) can be thus related to one-zero matrices, whereas the other two classes ( $Y_3, Y_4$ ) can not be related by the ‘adjoint’ action to zero textures. We show in Table 13, for each of the remaining 5 cases of ( $Y_1 \cup Y_2$ ) a possible unitary matrix which can act on a specified one-zero texture in order to get a matrix of the desired form.

One-equality texture				
$E_2$	$G_2$	$F_1$	$F_2$	$G_3$
One-zero texture $M^0$				
$M_{13}^0 = 0$	$M_{23}^0 = 0$	$M_{23}^0 = 0$	$M_{13}^0 = 0$	$M_{13}^0 = 0$
Unitary matrix $U$				
$\begin{pmatrix} \frac{1}{\sqrt{2}} & 0 & -\frac{1}{\sqrt{2}} \\ 0 & 1 & 0 \\ \frac{1}{\sqrt{2}} & 0 & \frac{1}{\sqrt{2}} \end{pmatrix}$	$\begin{pmatrix} 1 & 0 & 0 \\ 0 & \frac{1}{\sqrt{2}} & \frac{1}{\sqrt{2}} \\ 0 & -\frac{1}{\sqrt{2}} & \frac{1}{\sqrt{2}} \end{pmatrix}$	$\begin{pmatrix} \frac{1}{\sqrt{2}} & 0 & \frac{1}{\sqrt{2}} \\ 0 & 1 & 0 \\ -\frac{1}{\sqrt{2}} & 0 & \frac{1}{\sqrt{2}} \end{pmatrix}$	$\begin{pmatrix} \frac{1}{\sqrt{2}} & -\frac{1}{\sqrt{2}} & 0 \\ \frac{1}{\sqrt{2}} & \frac{1}{\sqrt{2}} & 0 \\ 0 & 0 & 1 \end{pmatrix}$	$\begin{pmatrix} 1 & 0 & 0 \\ 0 & \frac{1}{\sqrt{2}} & \frac{1}{\sqrt{2}} \\ 0 & -\frac{1}{\sqrt{2}} & \frac{1}{\sqrt{2}} \end{pmatrix}$

Table 13: The unitary matrix  $U$  relating a one-zero texture  $M^0$  to one-equality texture  $M$  via ( $U^T.M^0.U = M$ )

Once we find the linking unitary matrix, then any realization model of one-zero texture can be transformed automatically, but not trivially, into a realization model for a one-equality texture, by ‘adjoint’ action on the corresponding fields. If a field  $f^0$  transforms according to  $T_f^0$  in the realization of  $M^0$ , then a corresponding field  $f$  transforms according to the rule

$$T_f = U_{ex}^\dagger T_f^0 U_{ex} \quad (144)$$

---

\*\*In the terminology of footnote §, we seek a unitary matrix  $U$  such that the ‘adjoint’ representation  $\mathcal{D}$  evaluated at it  $\mathcal{D}_U$  is a bijection transforming  $M$  into  $M^0$ , whereas  $\mathcal{D}_{U^\dagger}$  denotes the inverse bijection transforming  $M^0$  into  $M$ .

where  $U_{ex}$  is a possible ‘extension’ of the unitary matrix  $U$  applied onto the space of field  $f$ . We refer the reader, for details, to [22, 34], while we briefly apply the method for the texture  $E_1$  within seesaw type-II scenario.

#### 6.4.2 Indirect realization of $E_1$ pattern with $Z_5$ symmetry

The symmetry realization for the one zero texture  $M_{12}^0 = 0$  is given in the Table 14, with  $\Omega = e^{2\pi i/5}$ , where the matter content includes four  $SU(2)_L$  Higgs triplets  $H_i$ , three SM-like Higgs doublets  $\phi_b$ , while  $D_{L1}$ ,  $D_{L2}$  and  $D_{L3}$  refer to the left-handed leptons in the three generations, and  $l_R$  for the corresponding right-handed charged leptons.

matter content										
$H_1$	$H_2$	$H_3$	$H_4$	$D_{L1}$	$D_{L2}$	$D_{L3}$	$l_R$	$\phi_1$	$\phi_2$	$\phi_3$
transforming, by multiplication, under $Z_5$ symmetry										
1	$\Omega^3$	$\Omega^2$	$\Omega$	1	$\Omega$	$\Omega^2$	1	1	$\Omega$	$\Omega^2$

Table 14: The  $Z_5$  symmetry assignments of the matter fields in the one zero texture  $M_{12} = 0$ .  $H_a, a = 1, \dots, 4$  are  $SU(2)_L$  Higgs triplets,  $D_{Li} = (\nu_{Li}, l_{Li})^T, i = 1, 2, 3$  refer to the left-handed leptons in the three generations,  $l_R$  are the right-handed charged leptons in the three generations.  $\phi_b, b = 1, 2, 3$  are SM-like Higgs doublets, and  $\Omega = e^{2\pi i/5}$ .

The ‘rotated’ symmetry, which imposes the equality condition corresponding to  $E_1$  pattern, is given, thus, by the following non-simple fields transformations:

$$\Omega_f = U^\dagger \Omega_f^0 U, \quad (145)$$

$$\Omega_\phi = U^\dagger \Omega_\phi^0 U, \quad (146)$$

$$\Omega_H = U_{ex}^\dagger \Omega_H^0 U, \quad (147)$$

where  $\Omega_f^0$ ,  $\Omega_\phi^0$  and  $\Omega_H^0$  are the diagonal transformation matrices of the ‘unrotated’ symmetry, imposing  $M_{12}^0 = 0$ , for the fermions, SM Higgs doublets and  $SU(2)_L$  scalar triplets respectively. We take  $U_{ex} = \text{diag}(U, 1_{1 \times 1})$  as an extension of  $U$  to match the finite-dimensional space of the fields  $H$ . Thus, we obtain the possibly non-diagonal transformation matrices of fields for the ‘rotated’ symmetry leading to  $E_1$  texture.

$$\Omega_{D_L} = \Omega_\phi = \begin{pmatrix} \frac{1}{2}(1 + \Omega) & -\frac{1}{2}(1 - \Omega) & 0 \\ -\frac{1}{2}(1 - \Omega) & \frac{1}{2}(1 + \Omega) & 0 \\ 0 & 0 & \Omega^2 \end{pmatrix}, \quad (148)$$

$$\Omega_H = \begin{pmatrix} \frac{1}{2}(1 + \Omega^3) & -\frac{1}{2}(1 - \Omega^3) & 0 & 0 \\ -\frac{1}{2}(1 - \Omega^3) & \frac{1}{2}(1 + \Omega^3) & 0 & 0 \\ 0 & 0 & \Omega^2 & 0 \\ 0 & 0 & 0 & \Omega \end{pmatrix}, \quad (149)$$

$$\Omega_{l_R} = I. \quad (150)$$

Invariance under  $Z_5$  symmetry of the following Lagrangian:

$$\begin{aligned}
\mathcal{L} &\supseteq \mathcal{L}_{H,L} + \mathcal{L}_l \\
&= \sum_{i,j=1}^3 \sum_{a=1}^4 Y_{ij}^{\nu a} [H_a^0 \nu_{Li}^T \mathcal{C}^{-1} \nu_{Lj} + H_a^+ (\nu_{Li}^T \mathcal{C}^{-1} l_{Lj} + l_{Lj}^T \mathcal{C}^{-1} \nu_{Li}) + H_a^{++} l_{Li}^T \mathcal{C}^{-1} l_{Lj}] \\
&\quad + \sum_{i,j=1}^3 \sum_{b=1}^3 Y_{ij}^{lb} \bar{D}_{Li} \phi_b l_{Rj},
\end{aligned} \tag{151}$$

implies a constraint on the Yukawa coupling as follows:

$$Y^{\nu b} = \Omega_{Hab} \Omega_{\nu L}^T Y^{\nu a} \Omega_{\nu L}, \tag{152}$$

where  $(a, b = 1 \dots 4)$ . Now using Eqs. (148,149), we can solve Eq. 152 to get the form of the neutrino mass matrix, when the scalar triplets acquire VEVs:

$$M_\nu = \begin{pmatrix} Y_{11}^{\nu 1} v_1^H + Y_{11}^{\nu 2} v_2^H & Y_{11}^{\nu 2} v_1^H + Y_{11}^{\nu 1} v_2^H & Y_{13}^{\nu 1} (v_1^H + v_2^H) + Y_{13}^{\nu 3} v_3 \\ - & - & Y_{11}^{\nu 1} v_1^H + Y_{11}^{\nu 2} v_2^H & -Y_{13}^{\nu 1} (v_1^H + v_2^H) + Y_{13}^{\nu 3} v_3 \\ - & - & - & Y_{33}^{\nu 4} v_4 \end{pmatrix}, \tag{153}$$

which is of the desired form.

What remains to be checked is whether one can, to a good approximation, argue that the charged lepton mass matrix is diagonal. Actually, in order to preserve the  $Z_5$  symmetry, the Yukawa couplings for the charged lepton must take the form

$$Y^{lb} = \Omega_{\phi ab} \Omega_{DL}^\dagger Y^{la} \Omega_{lR}, \tag{154}$$

where  $(a, b = 1 \dots 3)$ . By solving Eq. 154 with Eqs. (148,149,150), we obtain

$$M_l \approx v \begin{pmatrix} Y_{11}^{l2} & Y_{12}^{l2} & Y_{13}^{l2} \\ Y_{21}^{l2} & Y_{22}^{l2} & Y_{23}^{l2} \\ Y_{31}^{l2} + Y_{31}^{l3} & Y_{32}^{l3} & Y_{33}^{l3} \end{pmatrix} = v \begin{pmatrix} \mathbf{a}^T \\ \mathbf{b}^T \\ \mathbf{c}^T \end{pmatrix} \Rightarrow M_l M_l^\dagger \approx v^2 \begin{pmatrix} |\mathbf{a}|^2 & \mathbf{a} \cdot \mathbf{b} & \mathbf{a} \cdot \mathbf{c} \\ \mathbf{b} \cdot \mathbf{a} & |\mathbf{b}|^2 & \mathbf{b} \cdot \mathbf{c} \\ \mathbf{c} \cdot \mathbf{a} & \mathbf{c} \cdot \mathbf{b} & |\mathbf{c}|^2 \end{pmatrix}. \tag{155}$$

where we assumed  $v_1^\phi \ll v_2^\phi \approx v_3^\phi \approx v$ . We see now that if we take the natural assumption on the norms of the vectors

$$||\mathbf{a}||/||\mathbf{c}|| = m_e/m_\tau = 3 \times 10^{-4}, \tag{156}$$

$$||\mathbf{b}||/||\mathbf{c}|| = m_e/m_\tau = 6 \times 10^{-2}, \tag{157}$$

then  $M_l M_l^\dagger$  can be diagonalized by an infinitesimal rotation, which means we are to a good approximation in the flavor basis.

## 7 Summary and conclusion

In this work, we have studied a specific texture characterized by one equality between two independent elements in the neutrino mass matrix. After we have checked that the  $\mu$ - $\tau$ -permutation related textures give similar phenomenology, we find that all the 15 possible one-Equality textures can accommodate the experimental data in both normal ( $m_1 < m_2 < m_3$ ) and inverted

( $m_3 < m_1 < m_2$ ) hierarchy types. The pattern  $C$ , however, is viable for the latter type only at the  $3\sigma$ -level and with a limited acceptable region. We give the analytical formulae for the  $A$ 's coefficients Eq.(40) corresponding to each independent texture, and present approximative analytical expressions for the mass ratios and other neutrino physical parameters provided they are not too cumbersome to be presented. The singular (non-invertible) neutrino mass matrices with one-equality texture are expected for five patterns in normal type and ten patterns in inverted type. The allowed ranges of the neutrino physical parameters at all  $\sigma$ -levels for each hierarchy type, and for 9 patterns not related by  $\mu$ - $\tau$ -symmetry, are listed in the Tables (2,3). In Fig.4-21, we introduce 21 correlation plots, at the  $2\sigma$ -level, for each independent texture with either hierarchy type, whereas the correlation ( $m_{ee}$ -LNM) are put in Figures (2 and 3) for normal and inverted type respectively.

Finally, we present symmetry realizations for four viable patterns, from nine pattern not related by  $\mu$ - $\tau$ -symmetry, in different seesaw scenarios. In the framework of the type-I scenario, we use a  $Z_2 \times Z_6$  discrete flavor symmetry to enforce one equality in the neutrino mass matrix, while  $Z_2 \times Z_2'$  symmetry is used in the type-II scheme. The realization methods proposed in the different seesaw scenarios are applicable for only six texture structures out of fifteen. We find the particle content and flavor symmetry group in the type-II seesaw construction is simpler than the corresponding one in the type-I scheme. Thus, and for simplicity, we also adopt type-II scenario in explaining 'indirect' methods of realizations by linking the one-equality texture to one-zero textures.

In the realization methods, we have not yet touched the question of the scalar potential and finding its general form under the imposed symmetry. Nor did we deal with the radiative corrections effect on the phenomenology and whether or not it can spoil the form of the texture while running from the "ultraviolet" scale where the seesaw scale imposes the texture form to the low scale where phenomenology was analyzed. Some studies [22] argue that, unlike zero textures, Equality textures do not keep their form under RG running, and so this question is worthy of a separate study. Likewise, introducing many scalars may lead to rich phenomenology at colliders, and asking for just one SM-like Higgs at low scale requires a situation where fine tuning of the many parameters in the scalar potential, so that to ensure new scalars are out of reach at current experiments, is heavily called upon. For completeness, we treat in appendix the question of how to find the most general form of the scalar potential, within type II seesaw scenario, in one specific texture, noting that a corresponding rich colliders' phenomenology needs a complete analysis of such a setup, which goes beyond the current study.

## Acknowledgements

E.I. Lashin and N. Chamoun acknowledge support from ICTP-Associate program. N.C. acknowledges support of the Alexander von Humboldt Foundation and is grateful for the kind hospitality of the Bethe Center for Theoretical Physics at Bonn University. E.L.'s work was partially supported by the STDF project 37272.

## A Scalar potential for $E_1$ texture within $Z_2 \times Z_2'$ symmetry

In this appendix, we write down the  $Z_2 \times Z_2'$  invariant terms for the type-II scalar potential. For the sake of illustration, we take  $E_1$  texture as a concrete example. We extend the SM with three  $SU(2)_L$  Higgs triplets ( $\Delta_1, \Delta_2, \Delta_3$ ) besides one Higgs doublet. The  $Z_2$  and  $Z_2'$

symmetry transformation for the Higgs multiplets are given by Eqs. (123 and 126). The most renormalizable gauge invariant type-II scalar potential takes the following form [38, 39]:

$$\begin{aligned}
V(\phi, \Delta) &= V_\phi + V_\Delta + V_{\phi\Delta}, \\
V_\phi &= a_{ij} \phi_i^\dagger \phi_j + c_{ijkl} \phi_i^\dagger \phi_j \phi_k^\dagger \phi_l, \\
V_\Delta &= b_{ij} \text{Tr}(\Delta_i^\dagger \Delta_j) + d_{ijkl} \text{Tr}(\Delta_i^\dagger \Delta_j) \text{Tr}(\Delta_k^\dagger \Delta_l) + f_{ijkl} \text{Tr}(\Delta_i^\dagger \Delta_j^\dagger) \text{Tr}(\Delta_k \Delta_l), \\
V_{\phi\Delta} &= \left( \frac{e_{ijkl} - h_{ijkl}}{2} \right) \phi_i^\dagger \phi_j \text{Tr}(\Delta_k^\dagger \Delta_l) + h_{ijkl} \phi_i^\dagger \Delta_j^\dagger \Delta_k \phi_l + (t_{ijk} \phi_i^\dagger \Delta_j \tilde{\phi}_k + h.c.). \quad (158)
\end{aligned}$$

The lower indices of  $\phi$ 's run from 1 to 2, whereas the lower indices of  $\Delta$ 's run from 1 to 3. The scalar triplet  $\Delta$  is written as

$$\Delta = \vec{\Phi} \cdot \vec{\tau} = \begin{pmatrix} H^+ & \sqrt{2}H^{++} \\ \sqrt{2}H^0 & -H^+ \end{pmatrix}, \text{ where } \Phi_i = \begin{pmatrix} \frac{1}{\sqrt{2}}(H^0 + H^{++}) \\ -\frac{i}{\sqrt{2}}(H^0 - H^{++}) \\ H^+ \end{pmatrix}, \quad (159)$$

and  $\tau_i$  ( $i = 1, 2, 3$ ) are the Pauli matrices. However, the scalar doublet  $\phi$  is given by

$$\phi = \begin{pmatrix} \phi^+ \\ \phi^0 \end{pmatrix}. \quad (160)$$

The VEVs of the scalar multiplets are

$$\langle \phi_i \rangle_0 = \frac{1}{\sqrt{2}} \begin{pmatrix} 0 \\ |v_i| e^{i\alpha_i} \end{pmatrix}, \quad \langle \Delta_i \rangle_0 = \begin{pmatrix} 0 & 0 \\ |\omega_i| e^{i\beta_i} & 0 \end{pmatrix}. \quad (161)$$

The  $Z_2 \times Z_2'$  invariant  $V_\phi$  terms are given by

$$\begin{aligned}
V_\phi &= a_{11}(\phi_1^\dagger \phi_1 + \phi_2^\dagger \phi_2) + a_{12}(\phi_1^\dagger \phi_2 + \phi_2^\dagger \phi_1) + c_{1111}[(\phi_1^\dagger \phi_1)^2 + (\phi_2^\dagger \phi_2)^2] + c_{1122} \phi_1^\dagger \phi_1 \phi_2^\dagger \phi_2 + c_{1221} \phi_1^\dagger \phi_2 \phi_2^\dagger \phi_1 \\
&\quad + c_{1212}[(\phi_1^\dagger \phi_2)^2 + (\phi_2^\dagger \phi_1)^2] + c_{1112}[\phi_1^\dagger \phi_1 \phi_1^\dagger \phi_2 + \phi_2^\dagger \phi_1 \phi_2^\dagger \phi_2 + \phi_2^\dagger \phi_1 \phi_1^\dagger \phi_1 + \phi_1^\dagger \phi_2 \phi_2^\dagger \phi_2]. \quad (162)
\end{aligned}$$

We see that a's and c's parameters are real. Thus, we get

$$\begin{aligned}
\langle 0 | V_\phi | 0 \rangle &= \frac{a_{11}}{2}(|v_1|^2 + |v_2|^2) + a_{12} \text{Re}(v_1^* v_2) + \frac{c_{1111}}{4}(|v_1|^4 + |v_2|^4) + \frac{c_{1122}}{4}|v_1 v_2|^2 + \frac{c_{1221}}{4}|v_1 v_2|^2 \\
&\quad + \frac{c_{1212}}{2} \text{Re}(v_1^{*2} v_2^2) + \frac{c_{1112}}{2}(|v_1|^2 + |v_2|^2) \text{Re}(v_1^* v_2). \quad (163)
\end{aligned}$$

The  $Z_2 \times Z_2'$  invariant  $V_\Delta$  is

$$\begin{aligned}
V_\Delta &= b_{11} \text{Tr}(\Delta_1^\dagger \Delta_1) + b_{22} \text{Tr}(\Delta_2^\dagger \Delta_2) + b_{33} \text{Tr}(\Delta_3^\dagger \Delta_3) + d_{1111} [\text{Tr}(\Delta_1^\dagger \Delta_1)]^2 + d_{1122} \text{Tr}(\Delta_1^\dagger \Delta_1) \text{Tr}(\Delta_2^\dagger \Delta_2) \\
&\quad + d_{2222} [\text{Tr}(\Delta_2^\dagger \Delta_2)]^2 + d_{3333} [\text{Tr}(\Delta_3^\dagger \Delta_3)]^2 + d_{1133} \text{Tr}(\Delta_1^\dagger \Delta_1) \text{Tr}(\Delta_3^\dagger \Delta_3) + d_{2233} \text{Tr}(\Delta_2^\dagger \Delta_2) \text{Tr}(\Delta_3^\dagger \Delta_3) \\
&\quad + d_{1221} \text{Tr}(\Delta_1^\dagger \Delta_2) \text{Tr}(\Delta_2^\dagger \Delta_1) + d_{1331} \text{Tr}(\Delta_1^\dagger \Delta_3) \text{Tr}(\Delta_3^\dagger \Delta_1) + d_{2332} \text{Tr}(\Delta_2^\dagger \Delta_3) \text{Tr}(\Delta_3^\dagger \Delta_2) \\
&\quad + d_{1212} [(\text{Tr}(\Delta_1^\dagger \Delta_2))^2 + h.c.] + d_{2323} [(\text{Tr}(\Delta_2^\dagger \Delta_3))^2 + h.c.] + d_{1313} [(\text{Tr}(\Delta_1^\dagger \Delta_3))^2 + h.c.] \\
&\quad + f_{1111} \text{Tr}(\Delta_1^\dagger \Delta_1^\dagger) \text{Tr}(\Delta_1 \Delta_1) + f_{2222} \text{Tr}(\Delta_2^\dagger \Delta_2^\dagger) \text{Tr}(\Delta_2 \Delta_2) + f_{3333} \text{Tr}(\Delta_3^\dagger \Delta_3^\dagger) \text{Tr}(\Delta_3 \Delta_3) \\
&\quad + f_{1212} \text{Tr}(\Delta_1^\dagger \Delta_2^\dagger) \text{Tr}(\Delta_1 \Delta_2) + f_{1313} \text{Tr}(\Delta_1^\dagger \Delta_3^\dagger) \text{Tr}(\Delta_1 \Delta_3) + f_{2323} \text{Tr}(\Delta_2^\dagger \Delta_3^\dagger) \text{Tr}(\Delta_2 \Delta_3) \\
&\quad + f_{1122} [\text{Tr}(\Delta_1^\dagger \Delta_1^\dagger) \text{Tr}(\Delta_2 \Delta_2) + h.c.] + f_{1133} [\text{Tr}(\Delta_1^\dagger \Delta_1^\dagger) \text{Tr}(\Delta_3 \Delta_3) + h.c.] \\
&\quad + f_{2233} [\text{Tr}(\Delta_2^\dagger \Delta_2^\dagger) \text{Tr}(\Delta_3 \Delta_3) + h.c.] \quad (164)
\end{aligned}$$

where  $f$  and  $d$  parameters are all real. Then, we obtain

$$\begin{aligned} \langle 0 | V_\Delta | 0 \rangle = & b_{11} |\omega_1|^2 + b_{22} |\omega_2|^2 + b_{33} |\omega_3|^2 + d_{1111} |\omega_1|^4 + d_{2222} |\omega_2|^4 + d_{3333} |\omega_3|^4 + (d_{1122} + d_{1221}) |\omega_1^2 \omega_2^2| \\ & + (d_{1133} + d_{1331}) |\omega_1^2 \omega_3^2| + (d_{2233} + d_{2332}) |\omega_2^2 \omega_3^2| + 2d_{1212} \text{Re}(\omega_1^{*2} \omega_2^2) + 2d_{2323} \text{Re}(\omega_2^{*2} \omega_3^2) \\ & + 2d_{1313} \text{Re}(\omega_1^{*2} \omega_3^2). \end{aligned} \quad (165)$$

The  $Z_2 \times Z'_2$  invariant interaction potential  $V_{\phi\Delta}$  is given by

$$\begin{aligned} V_{\phi\Delta} = & \left( \frac{e-h}{2} \right)_{1111} \left[ \phi_1^\dagger \phi_1 \text{Tr}(\Delta_1^\dagger \Delta_1) + \phi_2^\dagger \phi_2 \text{Tr}(\Delta_1^\dagger \Delta_1) \right] + \left( \frac{e-h}{2} \right)_{2222} \left[ \phi_2^\dagger \phi_2 \text{Tr}(\Delta_2^\dagger \Delta_2) + \phi_1^\dagger \phi_1 \text{Tr}(\Delta_2^\dagger \Delta_2) \right] \\ & + \left( \frac{e-h}{2} \right)_{1133} \left[ \phi_1^\dagger \phi_1 \text{Tr}(\Delta_3^\dagger \Delta_3) + \phi_2^\dagger \phi_2 \text{Tr}(\Delta_3^\dagger \Delta_3) \right] + \left( \frac{e-h}{2} \right)_{1222} \left[ \phi_1^\dagger \phi_2 \text{Tr}(\Delta_2^\dagger \Delta_2) + \phi_2^\dagger \phi_1 \text{Tr}(\Delta_2^\dagger \Delta_2) \right] \\ & + \left( \frac{e-h}{2} \right)_{1233} \left[ \phi_1^\dagger \phi_2 \text{Tr}(\Delta_3^\dagger \Delta_3) + \phi_2^\dagger \phi_1 \text{Tr}(\Delta_3^\dagger \Delta_3) \right] + \left( \frac{e-h}{2} \right)_{1211} \left[ \phi_1^\dagger \phi_2 \text{Tr}(\Delta_1^\dagger \Delta_1) + \phi_2^\dagger \phi_1 \text{Tr}(\Delta_1^\dagger \Delta_1) \right] \\ & + h_{1111} \left[ \phi_1^\dagger \Delta_1^\dagger \Delta_1 \phi_1 + \phi_2^\dagger \Delta_1^\dagger \Delta_1 \phi_2 \right] + h_{2222} \left[ \phi_2^\dagger \Delta_2^\dagger \Delta_2 \phi_2 + \phi_1^\dagger \Delta_2^\dagger \Delta_2 \phi_1 \right] + h_{1331} \left[ \phi_1^\dagger \Delta_3^\dagger \Delta_3 \phi_1 + \phi_2^\dagger \Delta_3^\dagger \Delta_3 \phi_2 \right] \\ & + h_{1222} \left[ \phi_1^\dagger \Delta_2^\dagger \Delta_2 \phi_2 + \phi_2^\dagger \Delta_2^\dagger \Delta_2 \phi_1 \right] + h_{1332} \left[ \phi_1^\dagger \Delta_3^\dagger \Delta_3 \phi_2 + \phi_2^\dagger \Delta_3^\dagger \Delta_3 \phi_1 \right] + h_{1112} \left[ \phi_1^\dagger \Delta_1^\dagger \Delta_1 \phi_2 + \phi_2^\dagger \Delta_1^\dagger \Delta_1 \phi_1 \right] \\ & + \left[ \left( \frac{e-h}{2} \right)_{2223} \left( \phi_2^\dagger \phi_2 \text{Tr}(\Delta_2^\dagger \Delta_3) - \phi_1^\dagger \phi_1 \text{Tr}(\Delta_2^\dagger \Delta_3) \right) + \left( \frac{e-h}{2} \right)_{1223} \left( \phi_1^\dagger \phi_2 \text{Tr}(\Delta_2^\dagger \Delta_3) - \phi_2^\dagger \phi_1 \text{Tr}(\Delta_2^\dagger \Delta_3) \right) \right] \\ & + h_{2232} \left( \phi_2^\dagger \Delta_2^\dagger \Delta_3 \phi_2 - \phi_1^\dagger \Delta_2^\dagger \Delta_3 \phi_1 \right) + h_{1232} \left( \phi_1^\dagger \Delta_2^\dagger \Delta_3 \phi_2 - \phi_2^\dagger \Delta_2^\dagger \Delta_3 \phi_1 \right) + t_{111} (\phi_1^\dagger \Delta_1 \tilde{\phi}_1 + \phi_2^\dagger \Delta_1 \tilde{\phi}_2) \\ & + t_{112} (\phi_1^\dagger \Delta_1 \tilde{\phi}_2 + \phi_2^\dagger \Delta_1 \tilde{\phi}_1) + h.c. \end{aligned} \quad (166)$$

We used  $\left( \frac{e_{ijkl} - h_{ijkl}}{2} \right) = \left( \frac{e-h}{2} \right)_{ijkl}$ . We see that all the  $e$ - and  $h$ - parameters are real except  $e_{2223}$ ,  $e_{1223}$ ,  $h_{2223}$ ,  $h_{1223}$ ,  $h_{2232}$ ,  $h_{1232}$ ,  $t_{111}$  and  $t_{112}$  are complex. Thus, we get

$$\begin{aligned} \langle 0 | V_{\phi\Delta} | 0 \rangle = & \left[ \left( \frac{e-h}{4} \right)_{1111} |\omega_1|^2 + \left( \frac{e-h}{4} \right)_{2222} |\omega_2|^2 + \left( \frac{e-h}{4} \right)_{1133} |\omega_3|^2 \right] (|v_1|^2 + |v_2|^2) \\ & + \left[ \left( \frac{e-h}{2} \right)_{1211} |\omega_1|^2 + \left( \frac{e-h}{2} \right)_{1222} |\omega_2|^2 + \left( \frac{e-h}{2} \right)_{1233} |\omega_3|^2 \right] \text{Re}(v_1^* v_2) \\ & + \text{Re} \left[ (e-h)_{2223} \omega_2^* \omega_3 \right] \frac{|v_2|^2 - |v_1|^2}{2} + \frac{1}{2} \text{Re} \left[ (e-h)_{1223} \omega_2^* \omega_3 \text{Im}(v_1^* v_2) \right] \\ & + |t_{111} v_1^2 \omega_1| \cos(2\alpha_1 - \beta_1 - \gamma_1) + |t_{111} v_2^2 \omega_1| \cos(2\alpha_2 - \beta_1 - \gamma_1) \\ & + 2|t_{112} \omega_1 v_1 v_2| \cos(\alpha_1 + \alpha_2 - \beta_1 - \gamma_2) \end{aligned} \quad (167)$$

where  $t_{111} = |t_{111}| e^{i\gamma_1}$ ,  $t_{112} = |t_{112}| e^{i\gamma_2}$ .

In all, using the above expressions, one can now construct the  $3 \times 3$  mass matrix for the doubly charged scalars ( $H_k^{++}, k \in \{1, 2, 3\}$ ), and the  $5 \times 5$  mass matrix for the singly charged scalars ( $H_k^+, \phi_j^+, j \in \{1, 2\}$ ), whereas for the neutral scalars ( $H_k^0, \phi_j^0$ ) with real and imaginary parts, we have a  $10 \times 10$  mass matrix. For the latter, and due to  $SU(2)$  gauge invariance we should have at least three vanishing eigen masses corresponding to the three Goldstone bosons.

There are many ways to simplify the calculations, such as assuming all the VEVs are real so that no CP violation originating from them, or extending the gauge symmetry by an extra  $U(1)$ , with respect to which the neutrinos are neutral so that  $M_\nu$  structure remains invariant, in order to kill the cubic interaction terms. Furthermore, one can also assume ad hoc certain vanishing parameters so that no coupling between scalars and pseudo scalars. Such a full study



of the scalar potential is interesting and necessary for colliders' phenomenology, however it is beyond the scope of this paper.

## References

- [1] Y. et al.(Super Kamiokande Collaboration), “Evidence for Oscillation of Atmospheric Neutrinos”, *Phys. Rev. Lett.*, vol. 81, pp. 1562–1567, Aug 1998.
- [2] Q. A. et al.(SNO Collaboration), “Direct Evidence for Neutrino Flavor Transformation from Neutral-Current Interactions in the Sudbury Neutrino Observatory”, *Phys. Rev. Lett.*, vol. 89, p. 011301, Jun 2002.
- [3] K. E. et al. (Kam-LAND Collaboration), “First Results from KamLAND: Evidence for Reactor Antineutrino Disappearance”, *Phys. Rev. Lett.*, vol. 90, p. 021802, Jan 2003.
- [4] F. A. et al. (DAYA-BAY Collaboration), “Observation of Electron-Antineutrino Disappearance at Daya Bay”, *Phys. Rev. Lett.*, vol. 108, p. 171803, Apr 2012.
- [5] M. A. et al. (K2K Collaboration), “Indications of Neutrino Oscillation in a 250 km Long-Baseline Experiment”, *Phys. Rev. Lett.*, vol. 90, p. 041801, Jan 2003.
- [6] H. Fritzsch, Z.-z. Xing, and S. Zhou, “Two-zero textures of the Majorana neutrino mass matrix and current experimental tests”, *Journal of High Energy Physics*, vol. 2011, Sep 2011.
- [7] P. H. Frampton, S. L. Glashow, and D. Marfatia, “Zeroes of the neutrino mass matrix”, *Physics Letters B*, vol. 536, p. 7982, May 2002.
- [8] Z.-z. Xing, “Texture zeros and majorana phases of the neutrino mass matrix”, *Physics Letters B*, vol. 530, p. 159166, Mar 2002.
- [9] E. I. Lashin and N. Chamoun, “One-zero textures of Majorana neutrino mass matrix and current experimental tests”, *Physical Review D*, vol. 85, Jun 2012.
- [10] E. I. Lashin and N. Chamoun, “Zero minors of the neutrino mass matrix”, *Physical Review D*, vol. 78, Oct 2008.
- [11] E. I. Lashin and N. Chamoun, “One vanishing minor in the neutrino mass matrix”, *Physical Review D*, vol. 80, Nov 2009.
- [12] S. Dev, S. Gupta, R. R. Gautam, and L. Singh, “Near maximal atmospheric mixing in neutrino mass matrices with two vanishing minors”, *Physics Letters B*, vol. 706, p. 168176, Dec 2011.
- [13] H. A. Alhendi, E. I. Lashin, and A. A. Mudlej, “Textures with two traceless submatrices of the neutrino mass matrix”, *Physical Review D*, vol. 77, Jan 2008.
- [14] E. Lashin, N. Chamoun, C. Hamzaoui, and S. Nasri, “Neutrino mass textures and partial  $\mu$ - $\tau$  symmetry”, *Physical Review D*, vol. 89, May 2014.
- [15] F. Capozzi, E. Di Valentino, E. Lisi, A. Marrone, A. Melchiorri, and A. Palazzo, “Global constraints on absolute neutrino masses and their ordering”, *Phys. Rev. D*, vol. 95, p. 096014, May 2017.
- [16] A. Merle and W. Rodejohann, “Elements of the neutrino mass matrix: Allowed ranges and implications of texture zeros”, *Physical Review D*, vol. 73, Apr 2006.

- [17] K. N. Deepthi, S. Gollu, and R. Mohanta, “Neutrino mixing matrices with relatively large  $\theta_{13}$  and with texture one-zero”, *The European Physical Journal C*, vol. 72, Feb 2012.
- [18] J. Liao, D. Marfatia, and K. Whisnant, “One diagonal texture or cofactor zero of the neutrino mass matrix”, *Physical Review D*, vol. 88, Aug 2013.
- [19] C.-Q. Geng, D. Huang, and L.-H. Tsai, “CP violations in predictive neutrino mass structures”, *The European Physical Journal C*, vol. 75, Nov 2015.
- [20] D. M. Barreiros, R. G. Felipe, and F. R. Joaquim, “Combining texture zeros with a remnant CP symmetry in the minimal type-I seesaw”, *Journal of High Energy Physics*, vol. 2019, Jan 2019.
- [21] T. Kitabayashi, “Texture zeros flavor neutrino mass matrix and triplet Higgs models”, *Physical Review D*, vol. 102, Oct 2020.
- [22] A. Ismael, M. Alkhateeb, N. Chamoun, and E. Lashin, “Texture of Single Vanishing Subtrace in Neutrino Mass Matrix”, *Phys. Rev. D*, vol. 103, p. 035020, Feb. 2021.
- [23] S. Dev, R. R. Gautam, and L. Singh, “Neutrino mass matrices with two equalities between the elements or cofactors”, *Physical Review D*, vol. 87, Apr 2013.
- [24] J.-Y. Liu and S. Zhou, “Hybrid textures of Majorana neutrino mass matrix and current experimental tests”, *Physical Review D*, vol. 87, May 2013.
- [25] J. Han, R. Wang, W. Wang, and X.-N. Wei, “Neutrino mass matrices with one texture equality and one vanishing neutrino mass”, *Physical Review D*, vol. 96, Oct 2017.
- [26] M. T. et al. (Particle Data Group), “Neutrino Masses, Mixing, and Oscillations”, *Phys. Rev. D*, vol. 98, p. 030001, 2018.
- [27] W. Grimus and L. Lavoura, “ $\mu$ - $\tau$  interchange symmetry and lepton mixing”, *Fortschritte der Physik*, vol. 61, p. 535545, Oct 2012.
- [28] D. Black, A. H. Fariborz, S. Nasri, and J. Schechter, “Complementary ansatz for the neutrino mass matrix”, *Phys. Rev. D*, vol. 62, p. 073015, Sep 2000.
- [29] C. Jarlskog, “Commutator of the Quark Mass Matrices in the Standard Electroweak Model and a Measure of Maximal CP Nonconservation”, *Phys. Rev. Lett.*, vol. 55, pp. 1039–1042, Sep 1985.
- [30] H. Pas and W. Rodejohann, “Neutrinoless double beta decay”, *New Journal of Physics*, vol. 17, p. 115010, Nov. 2015.
- [31] E. Giusarma, M. Gerbino, O. Mena, S. Vagnozzi, S. Ho, and K. Freese, “Improvement of cosmological neutrino mass bounds”, *Physical Review D*, vol. 94, Oct 2016.
- [32] S. Vagnozzi, E. Giusarma, O. Mena, K. Freese, M. Gerbino, S. Ho, and M. Lattanzi, “Unveiling  $\nu$  secrets with cosmological data: Neutrino masses and mass hierarchy”, *Physical Review D*, vol. 96, Dec 2017.
- [33] E. Andreotti *et al.*, “ $^{130}\text{Te}$  Neutrinoless Double-Beta Decay with CUORICINO”, *Astropart. Phys.*, vol. 34, pp. 822–831, 2011.

- [34] E. Lashin, N. Chamoun, C. Hamzaoui, and S. Nasri, “Rotated  $\mu$ - $\tau$  symmetry for one generic neutrino mixing angle: An analytical study”, *Physical Review D*, vol. 96, Jul 2017.
- [35] T.-P. Cheng and L.-F. Li, “Neutrino masses, mixings, and oscillations in  $SU(2) \times U(1)$  models of electroweak interactions”, *Phys. Rev. D*, vol. 22, 12 1980.
- [36] W. Grimus, S. Kaneko, L. Lavoura, H. Sawanaka, and M. Tanimoto, “ $\mu$ - $\tau$  antisymmetry and neutrino mass matrices”, *Journal of High Energy Physics*, vol. 2006, p. 110110, Jan 2006.
- [37] S. Dev, S. Gupta, and R. R. Gautam, “Zero textures of the neutrino mass matrix from cyclic family symmetry”, *Physics Letters B*, vol. 701, p. 605608, Jul 2011.
- [38] W. Grimus, R. Pfeiffer, and T. Schwetz, “A 4-neutrino model with a Higgs triplet”, *The European Physical Journal C*, vol. 13, p. 125132, Mar 2000.
- [39] A. Chaudhuri, W. Grimus, and B. Mukhopadhyaya, “Doubly charged scalar decays in a type II seesaw scenario with two Higgs triplets”, *Journal of High Energy Physics*, vol. 2014, Feb 2014.