

The Bactrian Effect: Multiple Resonances and Light Dirac Dark Matter

Thomas G. Rizzo [†]

SLAC National Accelerator Laboratory 2575 Sand Hill Rd., Menlo Park, CA, 94025 USA

Abstract

The possibility of light dark matter (DM) annihilating through a dark photon (DP) which kinetically mixes (KM) with the Standard Model (SM) hypercharge field is a very attractive scenario. For DM in the interesting mass range below ~ 1 GeV, it is well known that bounds from the CMB provide a very strong model building constraint forcing the DM annihilation cross section to be roughly 3 orders of magnitude below that needed to reproduce the observed relic density. Under most circumstances this removes the possibility of an s -wave annihilation process for DM in this mass range as would be the case, *e.g.*, if the DM were a Dirac fermion. In an extra-dimensional setup explored previously, it was found that the s -channel exchange of multiple gauge bosons could simultaneously encompass a suppressed annihilation cross section during the CMB era while also producing a sufficiently large annihilation rate during freeze-out to recover the DM relic density. In this paper, we analyze more globally the necessary requirements for this mechanism to work successfully and then realize them within the context of a simple model with two ‘dark’ gauge bosons having masses of a similar magnitude and whose contributions to the annihilation amplitude destructively interfere. We show that if the DM mass threshold lies appropriately in the saddle region of this destructive interference between the two resonance humps it then becomes possible to satisfy these requirements simultaneously provided several ancillary conditions are met. The multiple constraints on the parameter space of this setup are then explored in detail to identify the phenomenologically successful regions.

[†]rizzo@slac.stanford.edu

1 Introduction

Although dark matter (DM) is known to exist at multiple scales in the universe we don't yet know what it is or if it interacts with the particles of the Standard Model (SM) through any forces other than via gravity. However, in order to obtain the observed relic density as measured by Planck [1] it is more than likely that some sort of non-gravitational interactions are responsible. The traditional DM candidates, Weakly Interacting Massive Particles (WIMPs) [2,3] and the familiar axion [4–6], either assume the usual Standard Model (SM) electroweak interactions or some new high scale physics is responsible for obtaining the relic density. While such theories remain very interesting, the lack of any observational signatures at the LHC or in either direct or indirect detection searches [7–10] has resulted in a slowly shrinking allowed parameter space for these models. This has led to the construction of a plethora of new DM scenarios based on the introduction of non-SM interactions to reproduce the observed relic abundance [11,12] with very wide ranges in both the possible DM masses and coupling strengths [13–15]. Many of these potential new interactions can be described via a set of ‘portals’ which link DM, and possibly other ‘dark’ sector fields, with those of the SM, only a few of which can result from renormalizable, dimension-4 terms in the Lagrangian.

Perhaps the most attractive of these ideas, and one that has received much attention in the recent literature, is the vector boson/kinetic mixing (KM) portal [16,17] which will be the subject of the analysis that follows below. The main ingredients of this setup in its basic incarnation can be deceptively simple: DM is assumed to be a SM singlet but instead carries a charge under a new ‘dark’ gauge interaction, *e.g.*, $U(1)_D$, with a corresponding gauge coupling g_D . The associated gauge field is thus termed the ‘dark photon’ (DP) [18] which has a mass that can be generated by the dark analog of the usual Higgs mechanism, *i.e.*, via the ‘dark Higgs’. The coupling of the DM and other dark sector fields to the SM is then generated by the KM of the $U(1)_D$ DP with the SM $U(1)_Y$ hypercharge gauge boson which can be accomplished at 1-loop via a set of ‘portal matter’ fields that are charged under both gauge groups [19–23]. Once all the fields are canonically normalized to remove the effects of this KM and both the $U(1)_D$ and SM gauge symmetries are spontaneously broken, one finds that the DP has picked up a small loop-induced coupling to the SM fields. For the range of DP masses below ~ 1 GeV that we will consider in our analysis, to leading order in the DP to SM Z mass-squared ratio, one finds the well-known result that this coupling can be very well approximated as $\simeq \epsilon e Q_{em}$, where ϵ is a dimensionless parameter, here assumed to roughly lie in the interval $\sim 10^{-4} - 10^{-3}$, that describes the magnitude of this loop-suppressed KM.

When both the DM and the DP are both light and have somewhat comparable masses, $\lesssim 1$ GeV, the DM can still be a thermal relic in a manner similar to what happens in the conventional WIMP scenario. The proximity of these two masses can occur naturally in several setups: for example, if a common dark Higgs vev generates both the DM mass and is simultaneously responsible for the breaking of $U(1)_D$ or in KM models with extra dimensions where the compactification radius sets the common scale for particle masses [24–27]. In this low mass regime, there are several constraints on the model parameters: first, there is the required annihilation cross section necessary to obtain the observed relic density during freeze out, *e.g.*, $\langle \sigma \beta_{rel} \rangle_{FO} \simeq 4.5 \times 10^{-26} \text{ cm}^3 \text{ s}^{-1}$ (here β_{rel} is the relative DM velocity in the collision process) for an s -wave annihilating Dirac fermion DM [11,12], which is the case that we will consider below. For such a light mass, we will assume in what follows that pair annihilation of DM via virtual spin-1 exchanges is responsible for this and that it results in a SM final state consisting of pairs of electrons, muons, or light charged hadrons. Second, a lower bound on the DM mass exists arising from Big Bang Nucleosynthesis considerations of roughly ~ 10 MeV (which we take from Ref. [28]). Lastly, in this same DM mass range of $\sim 10 - 1000$ MeV, the CMB (at $z \sim 10^3$) constraints from Planck [1] tell us that at that time the DM annihilation cross section into light SM charged states, *e.g.*, e^+e^- , must be substantially suppressed [29–32] thus avoiding the possible injection of any additional electromagnetic energy into the SM plasma. A recent analysis [33] of this constraint informs us that it lies roughly at the level of $\sim 5 \times 10^{-29} (m_{DM}/100 \text{ MeV}) \text{ cm}^3 \text{ s}^{-1}$, noting that it depends approximately linearly on the DM mass, but is, in any case, roughly three orders of magnitude below that needed at freeze out to recover the observed relic density. However, as the DM get heavier, this constraint becomes quite weak and can be essentially ignorable for DM masses above roughly $\gtrsim 10 - 20$ GeV. We further note that this constraint

from the CMB is not expected to strengthen by more than a factor of ~ 2 in the coming years [34–36]. There are also constraints of a very similar magnitude for this range of DM masses from a completely different source which are found to arise from Voyager 2 data [37, 38].

These simultaneous requirements pose a strong set of constraints on the nature of DM and how it may annihilate into the SM via the s -channel exchange of spin-1 mediators like the DP, *e.g.*, if DM is a Dirac fermion (as will be considered here), this annihilation process is dominantly s -wave assuming vector couplings. In such a case, since the reaction rate is generally not very sensitive to the relative velocity of the annihilating DM, β_{rel} , the cross sections at freeze-out and during the CMB are not expected to be much different thus conflicting with the requirements above. Does this imply that light Dirac fermion DM in the KM setup and annihilating to the SM as described above is excluded in this mass range? In the simple canonical DP scenario – without any ‘tweaking’ – as discussed earlier, the answer is ‘yes’. However, modifications of this basic idea may allow for this possibility and several more or less successful but diverging paths might be followed, one of which we will consider here. In recent work [26] on the 5-D extension of this usual 4-D KM setup with Dirac DM, it was found in a random scan that certain regions of the model parameter space simultaneously satisfied the CMB bound while still leading to the desired DM annihilation cross section (via multiple s -channel Kaluza-Klein DP exchanges) at freeze out. While the exact mechanism at work in this case was speculated upon and the necessary ingredients for this success never fully identified, it was clear that the existence of more than one particle exchange and with the proper interference structure were clearly necessary ingredients. In this paper, we will further examine this issue in some detail and then construct a simpler, more tractable and transparent 4-D scenario which satisfies all of the necessary conditions. To this end we will employ a modified version of the dark sector model considered in Ref. [20] based on a SM-like, but fully broken, $SU(2)_I \times U(1)_{Y_I}$ dark gauge group, naturally having two diagonally coupled gauge bosons with only a few adjustable parameters.

The outline of this paper is as follows: in Section 2, based on our previous work, we consider and outline in detail the necessary inputs and constraints on a model of Dirac fermion DM which interacts with the fields of the SM through (at least) a pair of two spin-1 mediators, Z_i , whose couplings are generated by KM, thus generalizing the conventional DP setup. We then construct a simple but realistic model that satisfies all of these requirements. In Section 3, we discuss the phenomenological implications of the model we construct based on the requirements arrived at in the previous Section and then we explore how their interplay impacts the model’s parameter surviving space. Our results and conclusions are then summarized in Section 4.

2 Model Setup and Basics

In this Section, we will discuss the essential requirements for and the set of constraints imposed upon models that may realize the expectations described above as well as the reasoning behind them. A simple, prototypical – but potentially physically realistic – proof of principle model of this kind with the desired properties will then be presented and examined in some detail.

2.1 Model Building Constraints

The mechanism envisioned here has several important distinct components – some of which were superficially touched upon in our earlier work [26]. In this subsection we will clarify what these are and what their interplay is with one another. Based on these observations we will make a number of model building assumptions in what follows and then explore how they can be realized.

(i) We imagine that light Dirac fermionic DM, χ , with a mass in the 10 to 1000 MeV range, realizes the observed relic density via the usual pair annihilation to SM fields, *e.g.*, e^+e^- , via the s -channel exchange of two (or more) new neutral gauge bosons, Z_i , which have masses of comparable magnitude to the DM. As noted above, this is a rather natural occurrence in, *e.g.*, ED models of KM wherein the masses of all the low lying states are set by the inverse size of the extra size of the ED, R^{-1} [24–27], or in models where the masses are determined by the single vacuum expectation value (vev) of a scalar field. While

the couplings of the DM to the Z_i will be set by a common overall dark gauge coupling, g_D (modulo Clebsch-Gordon and mixing angle factors as appear in the SM), the Z_i couplings to SM fields will be determined up to similar overall factors via a single kinetic mixing with the SM hypercharge field and so are related to one another but are also, as is usual, suppressed by loop factors. This loose framework is just a rather straightforward generalization of the familiar DP/KM model [16, 17]. To simplify matters and make things more tractable we will specifically concern ourselves with the case of only two $Z_i \rightarrow Z_{1,2}$ in what follows but the arguments we make can be generalized as in the case of, *e.g.*, ED that was previously considered as well as to other scenarios with multiple s -channel spin-1 exchanges.

(ii) Though axial-vector couplings of the DM to the Z_i , a_i^{DM} , can be present, and we will return to this possibility below, we will assume that the DM [and the SM fermions] must at least have [only have] vector couplings to the Z_i , $v_i^{DM,SM} \neq 0$, so that in the non-relativistic, low relative velocity limit, $\beta_{rel}^2 \rightarrow 0$, the annihilation process is primarily an s -wave and is also not, *e.g.*, helicity or threshold suppressed by any small SM fermion masses that may appear in the final state. This is, again, just a generalization of the familiar DP/KM scenario.

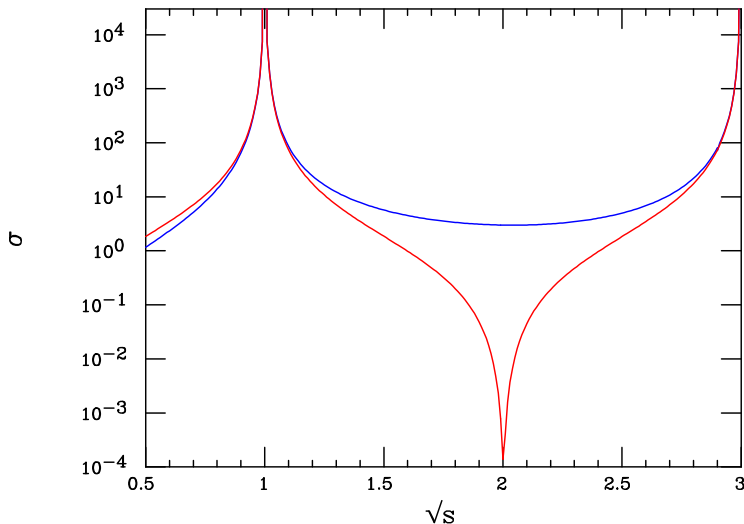


Figure 1: Semi-quantitative picture of the Dirac fermion DM annihilation cross section, in random units, when \sqrt{s} is given in units of m_1 and where $m_2/m_1 = 3$ has been assumed for purposes of demonstration. Both the constructive or destructive interference possibilities are shown.

(iii) Now consider the DM annihilation cross section during the CMB era at $z \sim 10^3$ when the temperature is sufficiently low so that taking the $\beta_{rel}^2 \rightarrow 0$ approximation is an excellent one and thus any axial-vector couplings of the DM to the Z_i , a_i^{DM} , can be safely ignored as their contributions to the annihilation rate are all β_{rel}^2 suppressed in this case. This implies that in this limit there is effectively only a single ‘vector-vector’ coupling amplitude contributing to the DM annihilation process to a given final fermion state which is made up of the sum of the individual contributions of the various Z_i and which we can write in the simple familiar form

$$A \simeq \sum_{i=1,2} \frac{v_i^{DM} v_i^{SM}}{s - m_i^2 + i\Gamma_i m_i}, \quad (1)$$

where s is the usual Mandelstam variable and here $m_i = m_{Z_i}$ with Γ_i being the total widths of these states (assumed here to be at least somewhat narrow $\Gamma_i/m_i < \text{a few \%}$ or perhaps significantly smaller). Further, we now make the additional assumption that the DM mass is such that $2m_{DM}$ lies within the saddle region, *i.e.*, $m_1 < 2m_{DM} = \sqrt{s} < m_2$ between the two resonance humps where the equality follows

from the fact that we have taken $\beta_{rel}^2 \rightarrow 0$; such a situation may be envisioned as that shown qualitatively in Fig. 1. Trivially, if the product of the DM and SM couplings to the $Z_{1,2}$ have the same (opposite) sign in both cases, then destructive (constructive) interference between the two contributions to the amplitude in the saddle region between the resonances will take place. In the case of destructive interference, in which we will be interested, the location of this very deep cross section minimum lies approximately (in the zero width limit) at the center of mass energy

$$\sqrt{s_0} \simeq \left[\frac{m_2^2 + X^2 m_1^2}{1 + X^2} \right]^{1/2}, \quad (2)$$

where $X^2 > 0$ is the ratio of the product of the couplings of two the Z_i , *i.e.*, $X^2 = v_2^{DM} v_2^{SM} / (v_1^{DM} v_1^{SM})$. For a fixed value of the mass ratio m_2/m_1 , the value of X^2 determines the proximity of this minimum to the location of either resonance, *e.g.*, moving closer to m_1 relative to m_2 as X^2 increases. (We will return to this relationship below within the context of a specific model.) Now we easily imagine that for DM lying in this mass range this destructive interference is at least partially responsible for the relatively suppressed annihilation cross section which must hold during the CMB (as well at at present times), provided the value of m_{DM} is properly chosen.

While such a deep destructive interference may be possible to achieve if two or more distinct amplitude structures of comparable magnitude contributed to the annihilation process, it certainly would be significantly more difficult to arrange since the precise relative weights of the contributions to the total amplitude would in general be quite different¹. This is our reasoning behind the assumption made above that the Z_i couplings to the SM are solely vector-like; while taking the $\beta_{rel}^2 \rightarrow 0$ limit allows us to ‘turn off’ any contribution to the total amplitude from DM axial-vector couplings during the CMB, it generally cannot ‘turn off’ those associated with SM axial-vector couplings.

It goes without saying that the necessary suppression of the annihilation cross section at the time of the CMB in such a setup will result in a similarly suppressed annihilation rate today by factors of $\sim 10^3$ (as it is an *s*-wave process) in comparison to usual expectations. This implies that we should expect no observable DM annihilation signals in present indirect detection experiments with rates anywhere close to the conventionally assumed $\sim 10^{-26} \text{ cm}^3 \text{ s}^{-1}$ value.

So far we have been considering ‘SM’ in the above to be a single entity, *e.g.*, in the mass range of interest to us here it may simply be the e^+e^- final state. Of course if the DM is sufficiently massive then other final states such as $\mu^+\mu^-$ and/or hadrons may also be kinematically accessible and the total annihilation cross section is then a weighted sum of these various contributions. It is, of course, a strongly destructive minimum in this *total* cross section that we seek here. In such a case, certainly, we will need all of these individual contributions to have destructive minima at the same value of \sqrt{s} as given by the expression above and to that end we must require that the ratio v_2^{SM}/v_1^{SM} be the same for all accessible SM final states. Note that this is a *weaker* requirement than demanding that the separate $v_{1,2}^{SM}$ *individually* be the same for all of these final states. This weaker requirement can be easily satisfied if, *e.g.*, $v_i^{SM} = c_i Q_{em}$ (or with Q_{em} here replaced by any other fixed combination of gauge group generators), where the c_i are final state independent constants. This will indeed be the case in the simple model that we will construct below and this requirement occurs relatively naturally if both of these couplings are generated via the same KM but result in different corresponding strengths simply due to mixing angle effects.

In the case with two Z_i , the lightest one lies in the mass regime where in it will decay (with an ϵ^2 suppressed rate) exclusively to visible SM states while the somewhat heavier Z_2 is allowed to have unsuppressed decays to DM and so be ‘invisible’, *e.g.*, in accelerator experiments. This would imply that such a scenario would necessarily simultaneously lead to *both* types of signals that are usually discussed when looking for dark photon production. Since both types of searches would need to be satisfied, depending upon the relative masses and couplings of these two states, one could then (appropriately) simultaneously combine the constraints from both classes of searches in a correlated manner to constrain

¹For example, while there can be destructive interference of the γ and Z contributions below the SM Z resonance for the familiar $e^+e^- \rightarrow ff$ process, the resulting cross section suppression is not extremely large due to the existence of several competing amplitudes.

the parameter space of such a model. Such an analysis lies beyond the scope of the current discussion but in the simple model below we will choose parameters so that these searches are *individually* satisfied ignoring any correlations.

(iv) A further constraint on this setup is that we must require (in its weakest form and again something we will return more seriously to below) that $m_{DM} < m_1$ so that the s -wave, non-KM or velocity suppressed process $\bar{\chi}\chi \rightarrow 2Z_1$ is kinematically forbidden when $\beta_{rel}^2 \rightarrow 0$ otherwise the DM annihilation rate during the CMB will very easily violate the bound above. As will be discussed below, finite temperature effects, *e.g.*, during freeze-out, will lead to a required strengthening of this bound as can be gleaned from the detailed studies of Forbidden DM models [39–43]. As we will see below, this also leads to a further bound on the ratio m_2/m_1 and thus will also play a rather strict role as a constraint on our model parameter space.

(v) Although we may manage to sufficiently suppress the annihilation rate of Dirac fermion DM during the CMB via destructive interference, we still need to have a correspondingly large annihilation cross section at freeze-out, $\langle \sigma\beta_{rel} \rangle_{FO} \simeq 4.5 \cdot 10^{-26} \text{ cm}^3\text{s}^{-1} \equiv 4.5\sigma_0$ [11, 12], for Dirac fermion DM when $m_{DM}/T_{FO} \simeq 20$ or so, to recover the DM relic density as observed by Planck. To do this we rely on the non-zero temperature effects present during the early universe to insure that $\beta_{rel}^2 \neq 0$ be large enough to sufficiently raise the center of mass energy for at least some of the DM collisions. Thus, as in the case of resonant enhancement, we imagine that with $T_{FO} \neq 0$ the DM has a sufficiently enhanced center of mass energy to feel the influence of the Z_2 resonance hump. For the mass range of interest to us here, this effect must be strong enough so as to enhance the annihilation cross section in comparison to CMB times by a factor by roughly $K \sim \text{a few} \cdot 10^3$ or so as mentioned above and will be further discussed below. However, unlike in the case of ordinary resonant enhancement, the cross section in our case starts out quite suppressed at low temperatures due to the destructive interference implying that these finite temperature effects may now be potentially much more significant as we saw in our earlier work on ED. Obviously, if m_2 is too large in comparison to $2m_{DM}$ the influence of this second resonance will be reduced unless the coupling ratio X^2 is sufficiently large so as to compensate for this effect. We note that due to (iv) we cannot arbitrarily increase the value of m_{DM} to bring the DM ‘closer’ to experiencing the second hump and, since need to rely only on these thermal effects, m_2 cannot be made arbitrarily large in comparison to m_1 . Thus we might expect that, *e.g.*, $m_2/m_1 \lesssim 3$ or even less is necessary to make this approach effective. Clearly this balance of potentially conflicting constraints will require some detailed numerical study within a specific framework to determine if they can be simultaneously satisfied. To address all of these issues we now consider a rather simple, but physically interesting, proof of principle toy model wherein each can be examined in turn.

2.2 Constructing a Simple Model

To move forward, we consider a simple model of the dark sector gauge interactions a variant of which we have analyzed previously [20] in a very different context and which we will realize here in a somewhat different manner. Consider generalizing the familiar the dark gauge group from $U(1)_D$ to $SU(2)_I \times U(1)_{Y_I}$ with the gauge couplings g_I, g'_I in analogy with the SM. Unlike in the earlier version of this model, here the SM fields themselves will remain singlets under this gauge group. Unlike in the SM, however, this gauge group must be *completely* broken at or below the $\lesssim 1$ GeV mass scale; as will be seen below this complete symmetry breaking requires the action of (at least) two ‘dark’ Higgs multiplets acquiring vevs to supply the required Goldstone bosons. In analogy with the SM, we can define a corresponding set of quantities $g'_I/g_I = \tan\theta_I = t_I$, $e_I = g_I s_I = g'_I c_I$, with $s_I = \sin\theta_I$, *etc.* Note that, again analogous to the SM, we will define the ‘dark charge’ to which the dark photon would couple as $Q_D = T_{3I} + Y_I/2$ in familiar SM-like notation.

It is convenient to begin this discussion by first considering the KM between the SM $U(1)_Y$ hypercharge gauge boson, \hat{B}_μ , and the analogous $U(1)_{Y_I}$ field, \hat{B}_I^μ , generated as usual at the 1-loop level through the action of some portal matter (PM) fields but whose detailed nature is beyond the scope of the present

discussion [19–23]. This KM is described in familiar notation by

$$\mathcal{L}_{KM} = \frac{\epsilon}{2c_w c_I} \hat{B}_{\mu\nu} \hat{B}_I^{\mu\nu}, \quad (3)$$

where typically $\epsilon = 10^{-(3-4)}$. Here we will always consider ϵ to be sufficiently small so that we can generally work to linear order in this parameter except where necessary. This KM is removed (to lowest order in ϵ) via the usual simple field redefinitions: $\hat{B} \rightarrow B + \frac{\epsilon}{c_w c_I} B_I$ and $\hat{B}_I \rightarrow B_I$. Now consider all of the gauge fields in the SM plus those in the dark sector in a familiar basis: W^\pm , Z and A defined as usual and now also W_I^\pm (where here the \pm labels the electrically neutral W_I 's *dark* charge as we will see below), \hat{Z}_I and \hat{A}_I . In such a basis, after KM has been removed, the SM gauge fields will couple as they usually do but the hermitian dark sector gauge fields will pick up additional interactions proportional to the SM hypercharge

$$\frac{g_I}{\sqrt{2}} T_I^+ W_I + h.c. + e_I Q_D A_I + \frac{g_I}{c_I} (T_{3I} - s_I^2 Q_D) Z_I + \frac{\epsilon g_Y}{c_w c_I} \frac{Y}{2} (c_I A_I - s_I Z_I), \quad (4)$$

Note that at this point we have only removed the KM and have gone to a somewhat convenient and familiar basis; *none* of the gauge symmetries have yet been broken which is what we need to do next.

As usual, we will assume that the SM gauge group is broken by the $T_{3L} = -Y/2 = 1/2$ vev, $v \simeq 246.2$ GeV, of a weak isodoublet which carries no dark quantum numbers and gives, *e.g.*, the W^\pm its usual tree-level mass, $M_W = (gv/2)$, while leaving the SM photon massless. Of course $v \neq 0$ also generates the usual diagonal mass term for the Z , $M_Z^2 = (gv/2c_w)^2$, but, via the KM terms in the couplings, there will also be both diagonal and off-diagonal terms in the dark sector as well as mixing terms with the Z . We note, however, that at this step dark gauge symmetries remain unbroken. To accomplish this further breaking we first add an $SU(2)_I$ doublet, SM singlet scalar field which has $Y_I/2 = -1/2$ and whose $Q_D = 0$ element obtains a vev, $v_D \sim 1$ GeV; this generates a mass for W_I^\pm , *i.e.*, $M_{W_I} = g_I v_D/2$, in analogy with the SM. Second, we add an additional $SU(2)_I$, as well as SM, singlet complex scalar field with $Q_D = 1$ that also obtains a vev, v_S , of a similar (but perhaps slightly smaller) magnitude. Abbreviating the suggestive combinations $M_{Z_I}^2 = (g_I v_D/2c_I)^2$ and $M_{A_I}^2 = (e_I v_S)^2$, the full 3×3 neutral gauge boson mass squared matrix (the SM photon remaining massless and decouples, of course) then becomes in the (Z, A_I, Z_I) basis

$$M_{3 \times 3}^2 = \begin{pmatrix} M_Z^2 & -\epsilon t_w M_Z^2 & \epsilon t_w t_I M_Z^2 \\ -\epsilon t_w M_Z^2 & \epsilon^2 t_w^2 t_I^2 M_Z^2 + M_{A_I}^2 & -\epsilon^2 t_w t_I M_Z^2 - t_I M_{A_I}^2 \\ \epsilon t_w t_I M_Z^2 & -\epsilon^2 t_w t_I M_Z^2 - t_I M_{A_I}^2 & \epsilon^2 t_w^2 t_I^2 M_Z^2 + t_I^2 M_{A_I}^2 + M_{Z_I}^2 \end{pmatrix}. \quad (5)$$

Making the small rotations $A_I \rightarrow A_I - \epsilon t_w Z$, $Z_I \rightarrow Z_I + \epsilon t_w t_I Z$ and $Z \rightarrow Z + \epsilon t_w (A_I - t_I Z_I)$ then removes the mixings between the now physical Z and both A_I, Z_I to this order as well as all of $O(\epsilon^2)$ entries in the lower right 2×2 submatrix. Combining these results with Eq.(4) above, some algebra tells us that the A_I, Z_I gauge bosons (which are not yet mass eigenstates) will now couple to SM fields in the combination $e e Q_{em} (A_I - t_I Z_I)$ and that the physical Z picks up an $O(\epsilon)$ coupling to the dark sector fields. These results assume that $M_{Z_I, A_I}^2 \ll M_Z^2$ which is certainly true for the parameter choices we have made so far. We can now decouple the Z and then the remaining neutral gauge boson mixing is seen to lie totally within the dark sector and has significantly simplified to just (now in the A_I, Z_I basis):

$$M_{2 \times 2}^2 = \begin{pmatrix} M_{A_I}^2 & -t_I M_{A_I}^2 \\ -t_I M_{A_I}^2 & t_I^2 M_{A_I}^2 + M_{Z_I}^2 \end{pmatrix}, \quad (6)$$

where we now see very transparently that the $Q_D = 1$ singlet vev, v_S , is obviously required for both of the eigenstates masses to be non-zero. This matrix is easily diagonalized by defining the new mass eigenstate fields $Z_{1,2}$ where $A_I = Z_1 c_\phi - Z_2 s_\phi$ and $Z_I = Z_2 c_\phi + Z_1 s_\phi$ with $s_\phi(c_\phi) = \sin \phi(\cos \phi)$ and where the angle ϕ is given by the expression

$$\tan 2\phi = \frac{2t_I M_{A_I}^2}{M_{Z_I}^2 + (t_I^2 - 1)M_{A_I}^2}. \quad (7)$$

In terms of the physical fields $Z_{1,2}$, the coupling of these dark gauge bosons with the visible sector SM can be simply written as

$$\mathcal{L}_{SM-int} = e\epsilon_{eff}Q_{em}(Z_1 - TZ_2), \quad (8)$$

where we have now defined the combinations

$$T = \tan(\phi + \theta_I) = \frac{t_\phi + t_I}{1 - t_\phi t_I}, \quad \epsilon_{eff} = \epsilon(c_\phi - t_I s_\phi) = \epsilon c_\phi(1 - t_\phi t_I). \quad (9)$$

Note that, within the parameter ranges to be employed below, it is always true that $\epsilon_{eff} \leq \epsilon$. Also note that, trivially, the $Z_{1,2}$ couplings to the SM are proportional to one another, *i.e.*, $v_1^{SM} = e\epsilon_{eff}Q_{em}$, $v_2^{SM} = -Tv_1^{SM}$ in the notation of Eq.(1). The corresponding couplings of the Z_i to the dark sector fields are given by

$$\mathcal{L}_{DM-int} = \left[\frac{g_I}{c_I}(T_{3I} - s_I^2 Q_D)s_\phi + e_I Q_D c_\phi \right] Z_1 + \left[\frac{g_I}{c_I}(T_{3I} - s_I^2 Q_D)c_\phi - e_I Q_D s_\phi \right] Z_2. \quad (10)$$

To go further we must posit the transformation of the DM field under $SU(2)_I \times U(1)_{Y_I}$ requiring, trivially, that $Q_D(\chi) \neq 0$ and that the DM be the lightest member of the $SU(2)_I$ multiplet to which it belongs to insure its stability. The simplest possibility satisfying these requirements is that χ is a $Q_D = 1$ state which is also an $SU(2)_I$ singlet, *i.e.*, $T_{3I}(\chi) = 0$ ². Assuming this to be the case, then if we define the combination

$$g_D = e_I c_\phi(1 - t_\phi t_I), \quad (11)$$

we obtain that $v_1^\chi = g_D Q_D(\chi) \equiv g_D$ and $v_2^\chi = -Tv_1^\chi$. Finally, combining both sets of couplings we observe that

$$\frac{v_2^\chi v_2^{SM}}{v_1^\chi v_1^{SM}} = T^2, \quad (12)$$

where we see that we've reproduced the desired result from the discussion in the previous subsection above with the identification $X^2 \rightarrow T^2$ and, since $T = \tan(\phi + \theta_I)$, $0 \leq T^2 \leq \infty$.

Next, we need to address the masses of the Z_i themselves, m_i , and their relationships to the other model parameters. Given the discussion in the previous subsection we recall that we will be particularly interested in parameter values where the mass ratio $\lambda_R = m_2/m_1$ is held fixed. Given the simple form of the mass squared matrix above it is clear that the ratio of its eigenvalues, $\lambda_R^2 = \lambda_+/\lambda_-$, will depend only upon the value of t_I and the ratio $\rho = M_{A_I}^2/M_{Z_I}^2$. Explicitly,

$$(M_{Z_I}^2)^{-1}\lambda_\pm = \frac{1}{2}[1 + \rho(1 + t_I^2)] \pm \frac{1}{2}[1 + 2\rho(t_I^2 - 1) + \rho^2(1 + t_I^2)^2]^{1/2} \equiv A \pm B, \quad (13)$$

so that

$$\lambda_R^2 = \frac{1 + R}{1 - R} \quad \text{with} \quad R = \frac{B}{A} = \frac{\lambda_R^2 - 1}{\lambda_R^2 + 1}. \quad (14)$$

For a given λ_R one can now determine (the physical) value of $\rho(t_I)$ as the '+' root of quadratic equation

$$R^2 - 1 + 2[R^2(1 + t_I^2) + 1 - t_I^2]\rho + (R^2 - 1)(1 + t_I^2)^2\rho^2 = 0, \quad (15)$$

and requiring this root to be real places an upper bound on t_I :

$$t_I^{max} = \frac{R}{(1 - R^2)^{1/2}} = \frac{\lambda_R^2 - 1}{2\lambda_R}, \quad (16)$$

with $\rho(t_I^{max}) = [1 + t_I^{max 2}]^{-1}$. Using the definition of the angle ϕ in terms of ρ and t_I then leads to an analogous upper bound on t_ϕ which after some algebra becomes

$$t_\phi^{max} = [1 + t_I^{max 2}]^{1/2} - t_I^{max} = \lambda_R^{-1}, \quad (17)$$

²The dark sector may, of course, contain other additional fields in various multiplets of the dark gauge symmetry all of which are more massive than the DM itself.

so that, after more algebra and employing the definition of T above, we finally arrive at the simple upper bound

$$T^{max} = \lambda_R. \quad (18)$$

This bound is phenomenologically very important because, as we noted above, we will need to increase T as m_2/m_1 becomes larger to keep the cross section minimum within the range given by the requirements (iv) and (v) above.

To see how this parameter constraint and the other requirements above play out in this setup, we need to perform a detailed numerical study to which we now turn.

3 Bactrian Phenomenology

This model as constructed has only vectorial couplings for the DM and SM to the Z_i and basically has only 3 dimensionless parameters apart from an overall coupling strength and a mass scale; we take these parameters to be $r = 2m_{DM}/m_1$, $\lambda_R = m_2/m_1$ and T . As we saw above, model consistency plus phenomenological constraints will likely impose somewhat sever restrictions on their interrelated allowed values.

To proceed, we first consider the DM annihilation cross section for the process $\bar{\chi}\chi \rightarrow Z_i^* \rightarrow \bar{f}f$, where the fermion field, f , is here being used as a placeholder for the SM in generality. This cross section is given in the above model by by a simple generalization of the well-known result [44]

$$\sigma\beta_{rel} = \frac{2\alpha\epsilon_{eff}^2 g_D^2}{3s} N_c^f Q_f^2 \beta_f \frac{3 - \beta_f^2}{2} \frac{3 - \beta_\chi^2}{2} \sum_{i,j} P_{ij} \tilde{v}_i^\chi \tilde{v}_j^\chi \tilde{v}_i^f \tilde{v}_j^f, \quad (19)$$

where $\beta_{\chi,f}^2 = 1 - 4m_{\chi,f}^2/s$.³ As is also clear, and as previously noted, the β_χ^2 terms will essentially vanish at the time of the CMB due to the low temperatures/DM velocities. For simplicity, we will consider the specific case of $f = e$ in what follows so that $N_c^f = |Q_f| = \beta_f = 1$ in the kinematic region of interest but the reader should remember that the cross section may be a factor of a few time larger numerically when additional final state channels become kinematically allowed. Note that with this chosen normalization and employing the results above we find that $\tilde{v}_1^\chi = \tilde{v}_1^f = 1$ and $\tilde{v}_2^\chi = \tilde{v}_2^f = -T$. The kinematic propagator factor appearing in this expression, P_{ij} , is given as usual by

$$P_{ij} = s^2 \frac{(s - m_i^2)(s - m_j^2) + \Gamma_i \Gamma_j m_i m_j}{[(s - m_i^2)^2 + (\Gamma_i m_i)^2][i \rightarrow j]}. \quad (20)$$

Since we are assuming that $m_1 < 2m_{DM} < m_2$ as per the above discussion, Z_1 can decay only to SM states, *i.e.*, the electron, so that it has a suppressed width, $\Gamma_1/m_1 = (e\epsilon_{eff})^2/12\pi$, whereas Z_2 can dominantly decay directly to pairs of DM fermions, $\Gamma_2(DM)/m_2 = \text{PS} \cdot (g_D T)^2/12\pi$, where ‘PS’ is a simple phase space factor, *i.e.*, $\text{PS} = (1 - 4m_\chi^2/m_2^2)^{1/2}(1 + 2m_\chi^2/m_2^2)$. Z_2 can also decay, like Z_1 , into SM fields but with a partial width that also is highly suppressed, *i.e.*, $\Gamma_2(SM)/m_2 = (e\epsilon_{eff} T)^2/12\pi$, which can generally be neglected but will be included here for completeness since we will sometimes approach the kinematic region where $\text{PS} \rightarrow 0$. As noted above, this has important implications for accelerator searches for the DP. For numerical purposes we can conveniently express this DM annihilation rate in units of $\sigma_0 = 10^{-26} \text{ cm}^3\text{s}^{-1}$ which sets the typical scale for that required to obtain the observed relic density (recalling that the required Dirac fermion annihilation rate to achieve this density for DM masses in this mass range of interest is $\simeq 4.5\sigma_0$ [11, 12]) as

$$\frac{\sigma\beta_{rel}}{\sigma_0} \equiv \frac{g_D^2}{e^2} \left(\frac{\epsilon_{eff}}{10^{-4}} \right)^2 \left(\frac{100 \text{ MeV}}{m_1} \right)^2 \frac{\sigma}{\sigma_0}. \quad (21)$$

³The presence of possible additional axial couplings of the DM to the Z_i can be easily accommodated by letting (in a common normalization) $\tilde{v}_i^\chi \tilde{v}_j^\chi \rightarrow \tilde{v}_i^\chi \tilde{v}_j^\chi + 2\beta_\chi^2 (\tilde{a}_i^\chi \tilde{a}_j^\chi)/(3 - \beta_\chi^2)$ in this expression above. However, this does not happen in the present simple model realization that we are considering here but if present would generally only make O(1) modifications to the discussion below at the time of freeze-out but would have no effect during the CMB as noted previously.

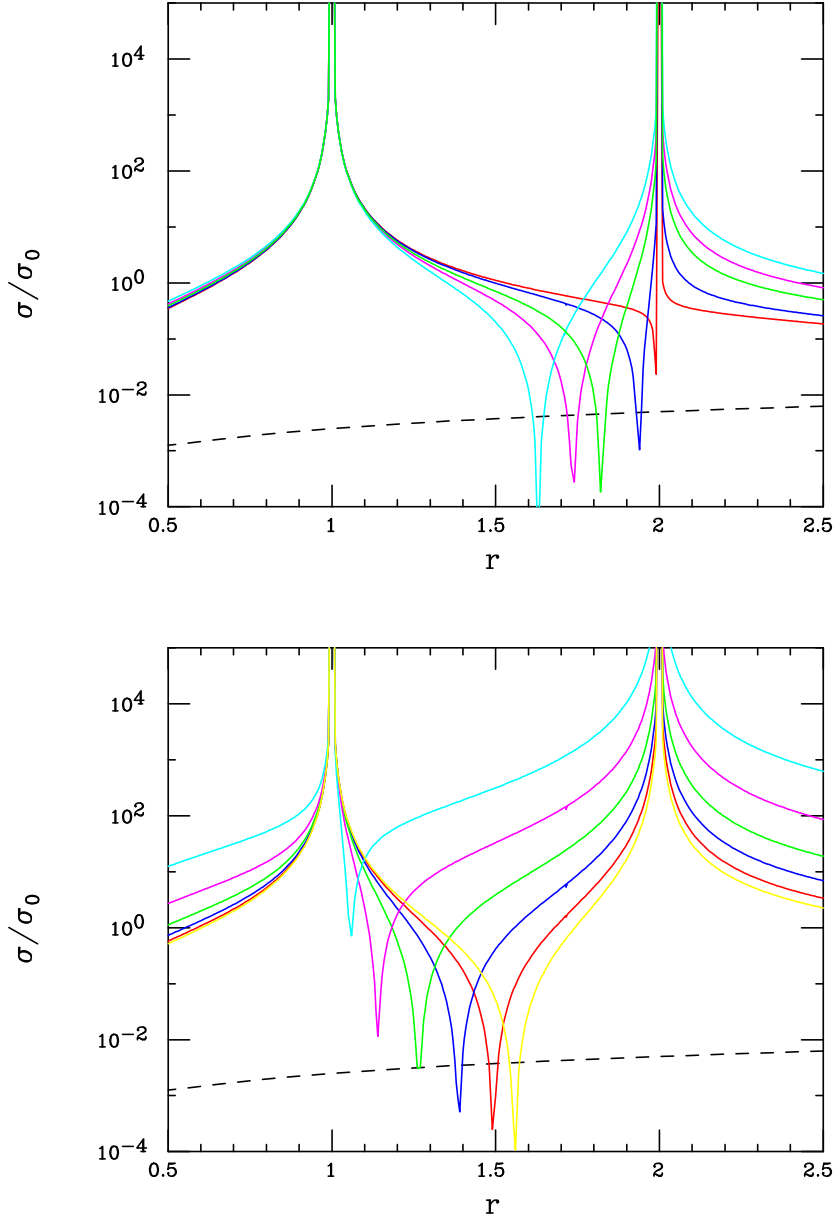


Figure 2: Dirac fermion DM annihilation cross section in the $\beta_{rel}^2 \rightarrow 0$ limit as described in the text assuming that $m_1 = 100$ MeV, $\epsilon_{eff} = 10^{-4}$ and $g_D/e = 1$ in units of $\sigma_0 = 10^{-26} \text{ cm}^3\text{s}^{-1}$, shown as a function of $r = 2m_{DM}/m_1$. Here it is also assumed that $m_2/m_1 = 2$ and also that, for the minimum, from right to left, (Top) $T = 0.1, 0.3, 0.54(\simeq \tan\theta_w), 0.7, 0.9$ and (Bottom) $T = 1.05, 1.2, 1.5, 2, 3, 5$, respectively. In both panels, the dashed line represents the approximate upper bound on this cross section allowed by the CMB.

As noted above, during the CMB and at present times, temperatures are sufficiently low so that taking $\beta_{rel}^2, \beta_\chi^2 \rightarrow 0$ becomes an excellent approximation and thus we can assume that $s = 4m_{DM}^2$ in such circumstances. Consider the sample case with the parameter choices $m_2/m_1 = 2$ with $g_D/e = 1(0.1)$, $m_1 = 100$ MeV and $\epsilon_{eff} (< \epsilon) = 10^{-4}$ which we will typically employ as basic realizations of our setup.

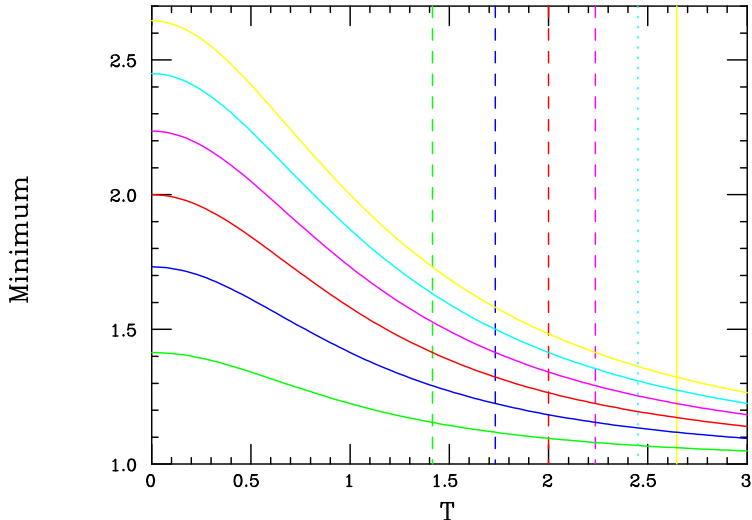


Figure 3: Location of the $\beta_{rel}^2 \rightarrow 0$ cross section minimum in units of m_1 as a function of T assuming that, from top to bottom, $m_2^2/m_1^2 = 7, 6, 5, 4, 3, 2$, respectively. The vertical dashed lines show the maximum allowed value of T for, from left to right, the corresponding value $m_2^2/m_1^2 = 2, 3, 4, 5, 6, 7$, respectively. In each case, the region to the right of the dashed line is unphysical and so excluded.

These choices are consistent with the present searches for DP production in both the visible as well as invisible decay channels [18]. Since the cross section approximately factorizes as seen above, it is straightforward to obtain the corresponding results for any other choices of g_D/e , m_1 and ϵ_{eff} . For such a parameter set we can completely determine the DM annihilation cross section in the low velocity limit as a function of $r = 2m_{DM}/m_1$ assuming different values of the parameter T as input; the results of this calculation are shown in Fig. 2 assuming that $g_D/e = 1$ for purposes of demonstration. Here we see the presence of the two resonance peaks with a series of destructive minima lying between them; the location of the saddle minimum is seen to move closer to the Z_1 hump as the value of T increases as expected from the discussion above. However, we *cannot* continually push this minimum to lower values of r since T has a maximum value, *i.e.*, $T^{max} = \lambda_R = 2$ in the present case, and thus the two furthest left curves in the lower panel are *not* actually allowed by this constraint and appear here only for the sake of comparison. We note that the range of parameters comfortably satisfying this CMB constraint is rather modest (to say the least) when $g_D/e = 1$ is assumed.

To further clarify these points, Fig. 3 shows the location of the $\beta_{rel}^2 \rightarrow 0$ annihilation cross section minimum as a function of T for various values of the $Z_{1,2}$ mass ratio, m_2/m_1 ; also shown is the corresponding upper bound on T for the same range of values of m_2/m_1 that we have determined previously above. For a fixed T the location of the minimum will move to larger (smaller) values as m_2/m_1 increases (decreases) and similarly, for fixed m_2/m_1 the value of the minimum location will decrease (increase) as T increases (decreases). However, we see that due to the bound on T from above, the location of the allowed *physical* minimum can never be pushed to a value of r smaller than that given by

$$r_{min} = \left(\frac{\sqrt{s_0}}{m_1} \right)_{min} = \left[\frac{2\lambda_R^2}{1 + \lambda_R^2} \right]^{1/2}, \quad (22)$$

for a given λ_R so that, *e.g.*, for $\lambda_R = m_2/m_1 = 2(3) = T^{max}$, $r_{min} = \sqrt{1.6}(\sqrt{1.8})$ and this minimum asymptotes to the value $\sqrt{2}$ as $\lambda_R \rightarrow \infty$.

Returning now to Fig. 2, we see that, quite generally, the suppressed saddle region between the

resonance humps can very easily lead to cross sections of order \sim a few $10^{-2}\sigma_0$ or larger when we choose $g_D/e = 1$ over a modest mass range given the proper choices of T . However, we recall that in the units introduced here the CMB cross section bound is roughly given by [33] $\sigma_{CMB}/\sigma_0 < 2.5 \times 10^{-3} r$ as also can be seen in this Figure. To increase the size of our ‘zone of comfort’ where we quite safely satisfy this constraint in the saddle region and for later phenomenological reasons, we will chose to shift our default value of g_D/e downward, *i.e.*, to $g_D/e = 0.1$, so that all of the model predictions displayed in this Figure will also shift downwards by a factor of 100. This value shift now provides us with a significantly larger region of parameter space safely satisfying the current (and any near future) CMB constraint discussed above for this range of DM masses; we will assume this value of $g_D/e(= 0.1)$ in the discussion that follows⁴.

As previously noted, the successful suppression of the annihilation cross section at CMB times in this set up implies essentially identical annihilation rates today so that DM annihilation should not be observable in indirect detection experiments at the canonical $\sim 10^{-26} \text{ cm}^3 \text{ s}^{-1}$ rates normally anticipated.

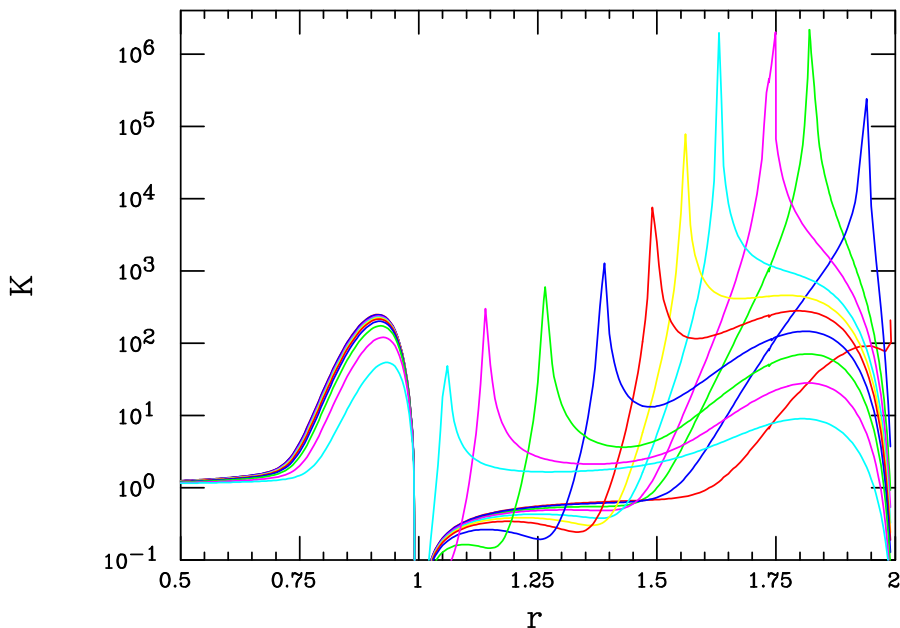


Figure 4: The cross section enhancement ratio, K , as a function of r assuming $x_F = 20$ and $\lambda_R = m_2/m_1 = 2$. From right to left the curves correspond to $T = 0.1, 0.3, 0.54, 0.7, 0.9, 1.05, 1.2, 1.5, 2, 3, 5$, respectively, as were employed in the previous Figure for comparison.

We have now obtained annihilation cross sections easily satisfying the CMB constraint as $\beta_{rel}^2 \rightarrow 0$ for a respectable large range of parameters. However, we also must show that the thermal effects at the time of freeze out can yield a sufficiently large value of $\langle \sigma\beta_{rel} \rangle_{FO} \simeq 4.5\sigma_0$ for the *same* set of input parameters, g_D, ϵ_{eff}, m_1 . Note that due to the overall parameter factorization exhibited in Eq.(21), the required cross section enhancement factor, K , as will be defined below, is *independent* of the specifically chosen values of g_D/e and ϵ_{eff} and will instead depend *solely* upon the values of the kinematic parameters r, λ_R and T as well as the temperature at freeze-out, T_{FO} .

⁴We note that at this point we could have just as easily instead have assumed that $\epsilon_{eff} = 10^{-5}$ to recover the same reduced cross section as these are both simple overall numerical factors. However, this smaller value of ϵ_{eff} is somewhat more difficult to arrange at the 1-loop level and the benefits of the choice of reducing the coupling ratio g_D/e instead will be made more obvious below.

At freeze-out, after some algebra, the thermal averaged cross section can be written as (see, *e.g.*, Refs. [2, 45])

$$\langle \sigma \beta_{rel} \rangle_{FO} = \frac{8x_F}{K_2^2(x_F)} \int_{\gamma_{min}}^{\infty} d\gamma \gamma^2 (\gamma^2 - 1) K_1(2\gamma x_F) \sigma_{\bar{\chi}\chi \rightarrow \text{SM}}, \quad (23)$$

where here the role of ‘SM’ will still be played by the e^+e^- final state as above, $x_F = m_\chi/T_{FO} \simeq 20 - 30$, $K_{1,2}$ are the familiar modified Bessel functions and $\gamma = \sqrt{s}/2m_\chi$ with $\gamma_{min} = 1$ here; note that it is only σ and *not* $\sigma\beta_{rel}$ that appears inside of the integrand in this expression. We now define the ‘enhancement factor’, K , as the ratio of the annihilation cross section at freeze-out to that obtained during the CMB when $\beta_{rel}^2 \rightarrow 0$, discussed above, *i.e.*,

$$K = \frac{\langle \sigma \beta_{rel} \rangle_{FO}}{\langle \sigma \beta_{rel} \rangle_{CMB}}, \quad (24)$$

where we will require, roughly, that $K \sim$ a few 10^3 or so to get the necessary numerics to work out properly. We gain stress that K itself does not depend on the values of g_D, ϵ_{eff} or even m_1 to a rather good approximation since they simply cancel in this ratio but instead depends only upon the two mass ratios and the value of T . To be specific, let us assume that $\lambda_R = 2$ and $x_F = 20$; we can then calculate K as a function of r for different values of the parameter T as is shown in Fig. 4 and then search for the regions where K has the desired range of values. Here we see that for roughly the range $0.2 \lesssim T \lesssim 1.3$, the values of K can easily lie within the desired range of \sim a few 10^3 or so; this corresponds roughly to the scaled DM mass range of $1.40 \lesssim r \lesssim 1.95$. For larger values of T , the locations of the $\beta_{rel}^2 \rightarrow 0$ cross section minima discussed above are just too far away from the Z_2 resonance hump to obtain an adequate enhancement – especially so if we must also require that $T \leq 2$ lies within the physically allowed range. We also note that as T increases the width of the Z_2 increases, lowering the peak height, also leading to a further suppression of the value of K , although this is not numerically a very important effect. For smaller values of T outside the above range, the Z_2 coupling is simply too weak and the proximity of the minimum too close to the Z_2 peak to provide the cross section boost that is needed. As a further comment on this Figure, we can also see that the values of K obtainable in this setup from the usual [46–48] resonant enhancement mechanism associated with the Z_1 is $\sim 100 - 200$ and is clearly far too small for our purposes by a factor of roughly $\sim 10 - 30$.

It is worthwhile to consider a few variations on this calculation while keeping $\lambda_R = 2$ held fixed; we first consider varying our choice of $x_F = 20$ to, *e.g.*, larger values, *i.e.*, $x_F = 25, 30$. Since $x_F = m_{DM}/T_{FO}$, an increase in x_F lowers the freeze-out temperature and thus the typical values of β_χ, β_{rel} occurring in the DM collision process are also reduced since $\langle \beta_\chi^2 \rangle \simeq 2/(3x_F)$ and, hence, so is the typical value of \sqrt{s} . This would imply that for fixed r the DM is less able to feel the influence of the second resonance hump and we thus expect the value of K to decrease with increasing x_F . Fig. 5 shows what happens when we move to the larger values of $x_F = 25$ or 30 and we see that our expectations are indeed met and that the range of T over which the value of K is sufficiently large to satisfy our requirements is indeed reduced, but not by a very serious amount. For example, even when $x_F = 30$, we see that the parameter range $0.2 \lesssim T \lesssim 1$ easily provides for adequate values of K .

We briefly consider two other modifications related to the the Z_2 total width since its intrinsic ‘narrowness’ as $2m_{DM} \rightarrow m_2$ does plays a role in the calculation, specifically, how it compares with the thermal ‘doppler-induced’ resonance width. (i) One may wonder if the use of ‘running’ decay widths (see, *e.g.*, [49]), which scale like $\sim \sqrt{s}$, instead of our default use of fixed widths might lead to somewhat different results when x_F, T and λ_R (as well as both g_D/e and ϵ_{eff}) are held fixed. The top panel of Fig. 6 addresses this issue for a particular choice of the parameter set; at least in this case we can barely see the difference between the two predictions for K and we conclude that this choice likely makes little difference. (ii) Since the width of the Z_2 becomes ϵ_{eff}^2 suppressed in the limit when $2m_{DM} \rightarrow m_2$, one might ask how any additional decays of the Z_2 , into, *e.g.*, other possible dark sector fields, might influence our results due to the increased Z_2 width. We recall that in the current setup $\Gamma_2/m_2 \simeq \Gamma_2(DM)/m_2 = \text{PS} (g_D T)^2 / 12\pi \simeq 2.4 \times 10^{-3} \text{PS} (g_D/e)^2 T^2$, where PS is just the phase space factor introduced above $\text{PS} = (1 - 4m_\chi^2/m_2^2)^{1/2} (1 + 2m_\chi^2/m_2^2)$, which is generally rather narrow even when $g_D/e = 1$. Clearly as this width increases, the height of the Z_2 resonance hump decreases leading

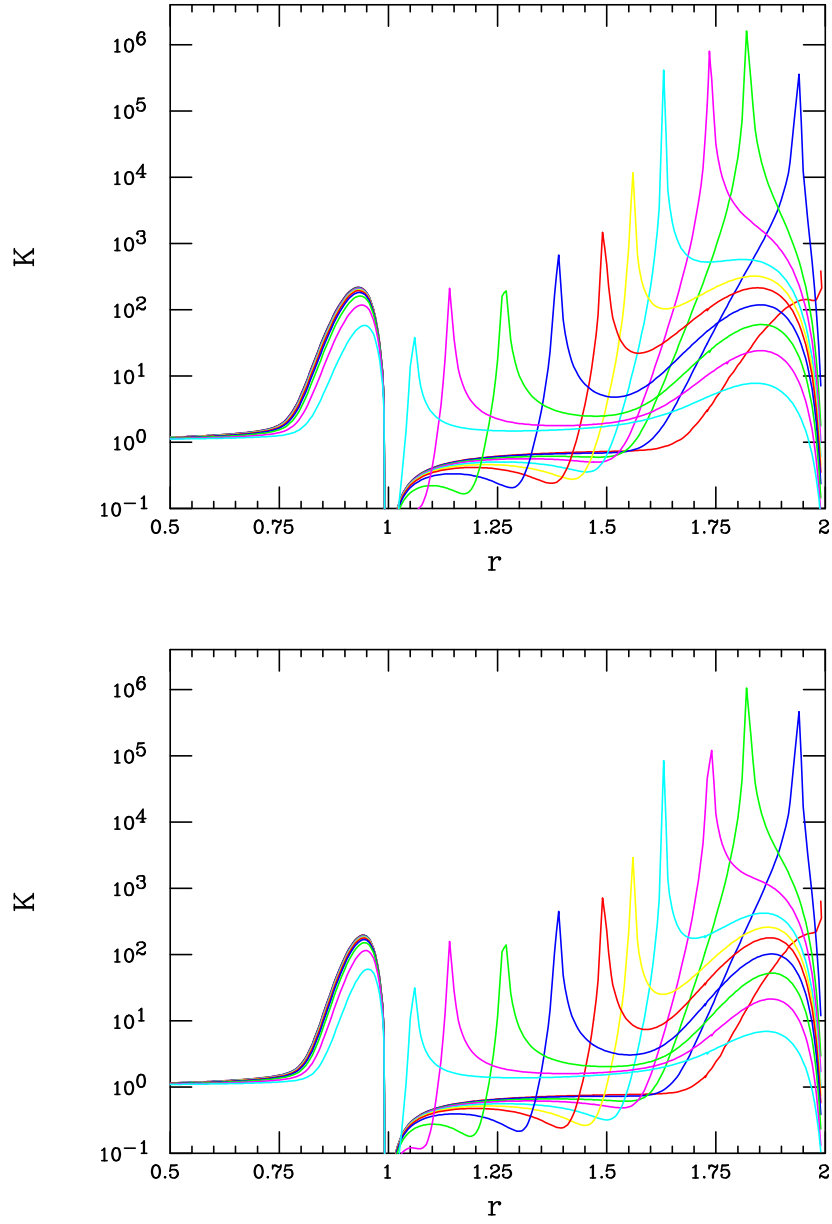


Figure 5: Same as the previous Figure but now assuming that (Top) $x_F = 25$ or (Bottom) $x_F = 30$.

to a suppression of the enhancement of the value of K which is obtainable when all other parameter values are held fixed. *A priori*, we don't expect that these contributions can be very large since whatever these additional dark fields into which the Z_2 can decay may be, they must be heavier than m_{DM} (by definition) so the window for their kinematic accessibility is quite small. The lower panel of Fig. 6 shows the effect of adding these potential *ad hoc* contributions to the Z_2 width with all of the other parameters held fixed. Clearly, if these contributions could become large then there can be a significant reduction in the possible values of K by over an order or magnitude. However, as noted, since m_2 is not that much larger than $2m_{DM}$ when $\lambda_R = 2$, there is very not much of a window for such a large suppression to take place. Of course as λ_R increases the possibility of such significant contributions can also increase due to the opening up of the allowed phase space. However, as we will see below, such scenarios already face other more significant issues.

So far, we have not spent much time concerning ourselves with the model building constraint (*iv*) above, *i.e.*, that we need to avoid a potentially sizable s -wave $\bar{\chi}\chi \rightarrow 2Z_1$ process cross section, other than by requiring that $m_\chi = m_{DM} < m_1$ so that, at least when $\beta_{rel}^2 \rightarrow 0$ during the CMB, this worrisome process is kinematically forbidden. However, as is well-known [39–43], at the time of freeze out, thermal effect can increase the value of \sqrt{s} sufficiently so that this process becomes kinematically allowed although still remaining somewhat suppressed by Boltzmann factors. In the current setup, this process occurs through t - and u -channel χ exchange similar to the familiar e^+e^- pair annihilation process in QED. Interestingly, if at least part of the fermion DM's mass were to be generated by one or more of the dark Higgs field vevs (which, given our coupling structure, is *not* the case presently under consideration here and can more easily occur in the case of scalar DM) then those scalars would also contribute to this process as s -channel exchanges. If we want the usual $\bar{\chi}\chi \rightarrow Z_i^* \rightarrow e^+e^-$ reaction to remain the dominant DM annihilation process and we don't want the $\bar{\chi}\chi \rightarrow 2Z_1$ process to reduce the amount of DM from that we observe, then we must require that the corresponding annihilation cross section for the $2Z_1$ final state satisfy the rough bound $\langle \sigma(2Z_1)\beta_{rel} \rangle_{FO} / \sigma_0 \lesssim 1$ ⁵. To examine this reaction in the present context we make use of the cross section expression for this process as given in Ref. [50] with only a few modifications. This reaction is, of course *independent* of the values of both m_2 and ϵ_{eff} (which is one reason that it can be so large) but is proportional to $(g_D/e)^4$ and will depend on the value of r and, of course, x_F , to which we expect some substantial sensitivity since as $x_F \rightarrow \infty$ this annihilation rate will vanish due to the Boltzmann factors. Recall that the larger the value of x_F the lower the average DM velocity is in the thermal bath and thus the lower is the average value of \sqrt{s} . Based on this Boltzmann suppression, semi-quantitatively, we may expect this cross section to scale roughly as [39–43] $\sim e^{-(m_1-m_\chi)x_F/m_\chi} = e^{-(2/r-1)x_F}$, which gives a fair approximation to the shape of the numerical results that we obtain below.

Fig. 7 shows the result of this cross section calculation as a function of r , provided we assume that $g_D/e = 0.1$ with $x_F = 20, 25$ or 30 . This result was obtained by returning to Eq.(23), adopting the cross section from Ref. [50], as noted above, and now employing $\gamma_{min} = m_1/m_\chi = 2/r$ due to the $2Z_1$ mass threshold. Here we see several important things: (*i*) Simply applying the constraint that $\langle \sigma(2Z_1)\beta_{rel} \rangle_{FO} / \sigma_0 \lesssim 1$ implies the corresponding rough bounds $r \lesssim 1.65(1.71, 1.76)$ for $x_F = 20(25, 30)$. (*ii*) If we assume that $\lambda_R = 2$ as above, then this constraint tells us that we must require that $0.6 - 0.7 \lesssim T$, depending on the exact value of x_F , to avoid this excluded range of r . Simultaneously, T is also bounded from above if we are to simultaneously obtain a sufficiently large value of K as well as to satisfy the $T \lesssim T^{max} = \lambda_R$ limit. (*iii*) The annihilation rate is seen to be an exponentially strong function of r , reflecting the Boltzmann factor, rising extremely rapidly as r increases. For example, we see that for values of r only slightly larger than implied by these bounds the annihilation rate is already found to be more than an order of magnitude greater than σ_0 or possibly larger. (*iv*) This process is also quite sensitive to g_D/e , as noted above, due to its overall g_D^4 coupling dependence; this is the main reason for making the choice $g_D/e = 0.1$ as part of this discussion⁶. Changes in this parameter will also lead to some substantial modifications on the constraints on the value of r and consequently the value of T as we can see by comparing Fig. 7 and Fig. 4. (*v*) Lastly, we note that as $m_\chi/m_1 \rightarrow 1$ all of the predictions for the different values of x_F converge to a common result for the cross section. This should

⁵We expect that the Z_2 is sufficiently massive so that the Z_1Z_2 and $2Z_2$ final states do not pose any similar problems.

⁶This choice also renders us safe from the corresponding process where one of the Z_1 's is produced off-shell [51].

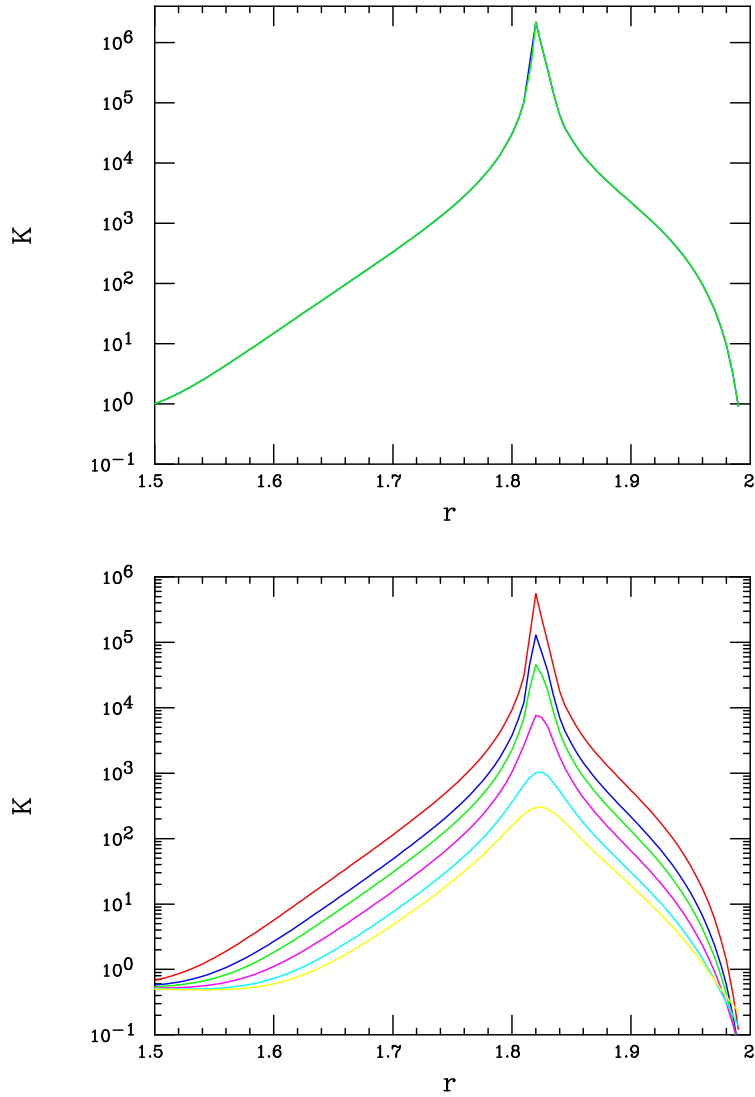


Figure 6: Sensitivity of the value of K assuming that $x_F = 20$, $T = 0.54$ and $m_2/m_1 = 2$ (Top) comparing the result obtained employing a running Z_2 width (blue) with that from fixed width calculation (green) and (Bottom) showing the impact of a larger, fixed Z_2 total width assuming that, from top to bottom, $\delta\Gamma_2/m_2 = 0.001, 0.003, 0.005, 0.01, 0.02, 0.03$, respectively.

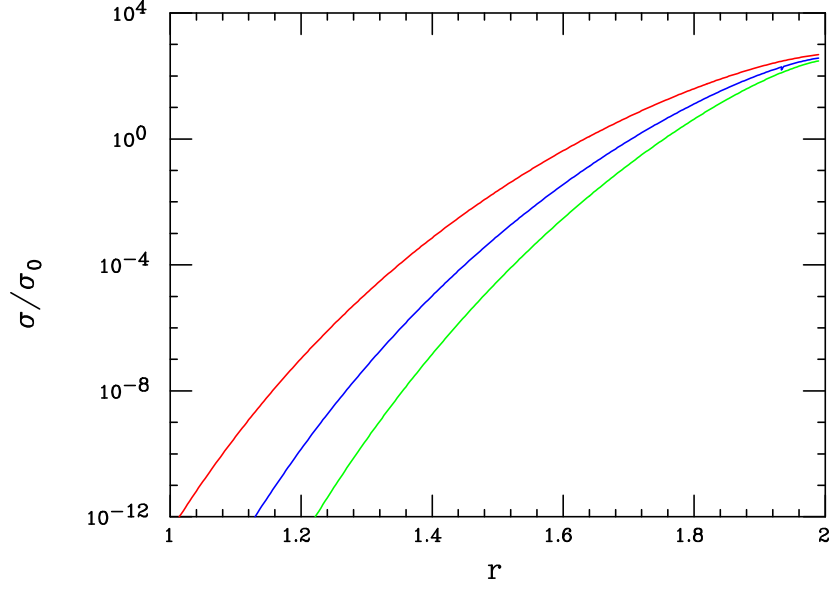


Figure 7: Dirac fermion DM pair annihilation cross section into $2Z_1$ via thermal effects, in units of σ_0 , taking $g_D/e = 0.1$, as a function of r and assuming, from left to right, that $x_F = 20, 25, 30$, respectively.

be no surprise since as $r \rightarrow 2$ the amount of additional thermal kinetic energy needed for \sqrt{s} to exceed $2m_1$ shrinks rapidly to zero and so the cross section becomes independent of the temperature.

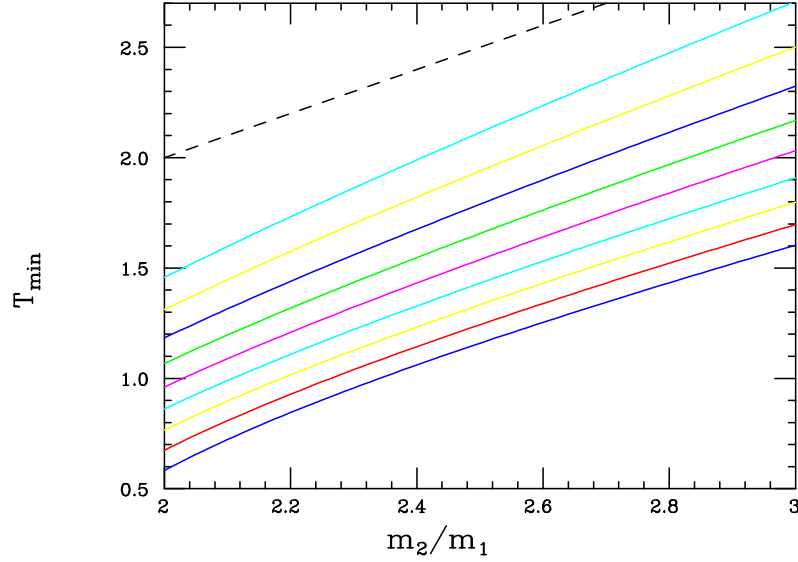


Figure 8: Required value of $T = T_{min}$ for the cross section minimum to lie at $\sqrt{s_0}/m_1 = 1.4 - 1.8$, from top to bottom in steps of 0.05, as a function of mass ratio m_2/m_1 . The dashed line represent the maximum allowed value of T as a function of m_2/m_1 as described in the text.

Given these results, we necessarily must focus on a somewhat narrower model parameter space region. To this end, Fig. 8 displays the value of $T = T_{min}$ for the $\beta_{rel}^2 \rightarrow 0$ annihilation cross section minimum to lie at specific values of $\sqrt{s_0}/m_1$ as a function of the mass ratio $\lambda_R = m_2/m_1$; this is also, very closely, the location where K is maximized. Hence, for example, if we require a maximum value of r to lie near $r = 1.5[1.7]$, which is likely within the most interesting region, then, *e.g.*, for $\lambda_R = 2(2.2, 2.5, 3)$ we will simultaneously require that T take on values close to $1.18(1.44, 1.79, 2.32)[0.77(1.02, 1.33, 1.80)]$. Of course, this does not guarantee that the value of K which results will be sufficiently large so as to meet our needs and to determine that we must perform a detailed calculation as we did for the case of $\lambda_R = 2$ above. Note that when this constraint from $2Z_1$ production is included only the approximate range $1.40 \lesssim r \lesssim 1.70$ can now yield a sufficiently large value of K when we assume $\lambda_R = 2$.

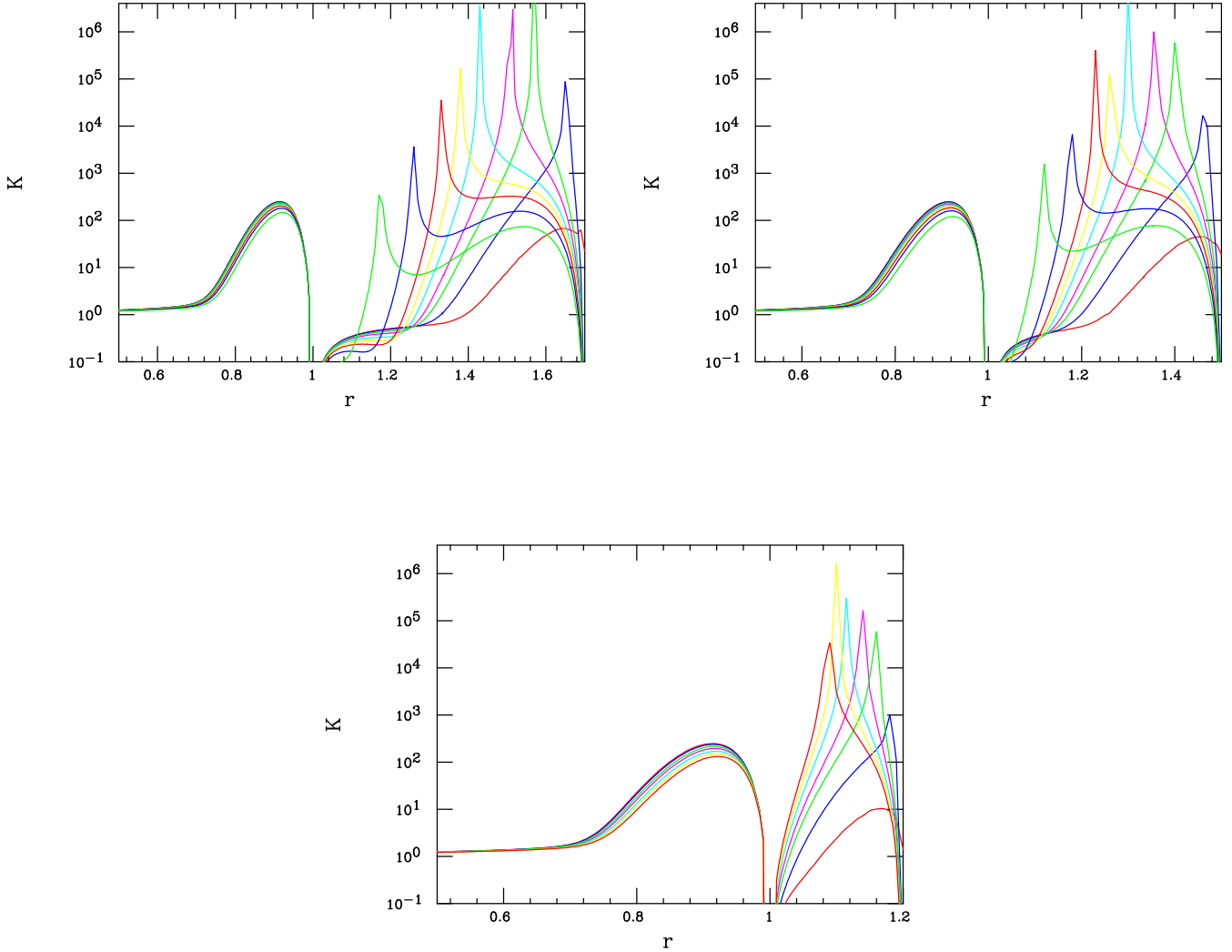


Figure 9: Same as in Figure 4 but now assuming that (Top left) $\lambda_R = 1.7$, (Top right) $\lambda_R = 1.5$ and (Bottom) $\lambda_R = 1.2$, respectively, but now with reduced ranges of T , still beginning with $T = 0.1$ on the right-hand side of each panel as before.

Due to the non-abelian structure of our setup, there is a second, similarly kinematically forbidden process that we may also be concerned about, *i.e.*, $\bar{\chi}\chi \rightarrow Z_{1,2}^* \rightarrow W_I^+ W_I^-$ where the $Z_{1,2}$ exchanges

in the s -channel are found to destructively interfere to maintain tree-level unitarity. The corresponding t, u -channel exchanges, familiar from the SM, are absent here as the DM, χ , is an $SU(2)_I$ singlet state. One finds, however, that it is always true for the set of parameters considered in the present analysis that roughly $(1.1 - 1.3)m_1 \lesssim m_{W_I}$. (This further implies that the decay channel $Z_2 \rightarrow W_I^+ W_I^-$ for the on-shell final state will open up once $(2.2 - 2.6)m_1 \lesssim m_2$.) Thus this kinematic suppression coupled with the destructive interference of the two amplitudes in the s -channel as well as the absence of t, u -channel exchanges renders this process far less important than the $2Z_1$ final state we have already considered above when obtaining parameter constraints. This result remains true even if other values of $\lambda_R \neq 2$ are considered, a subject to which we now turn.

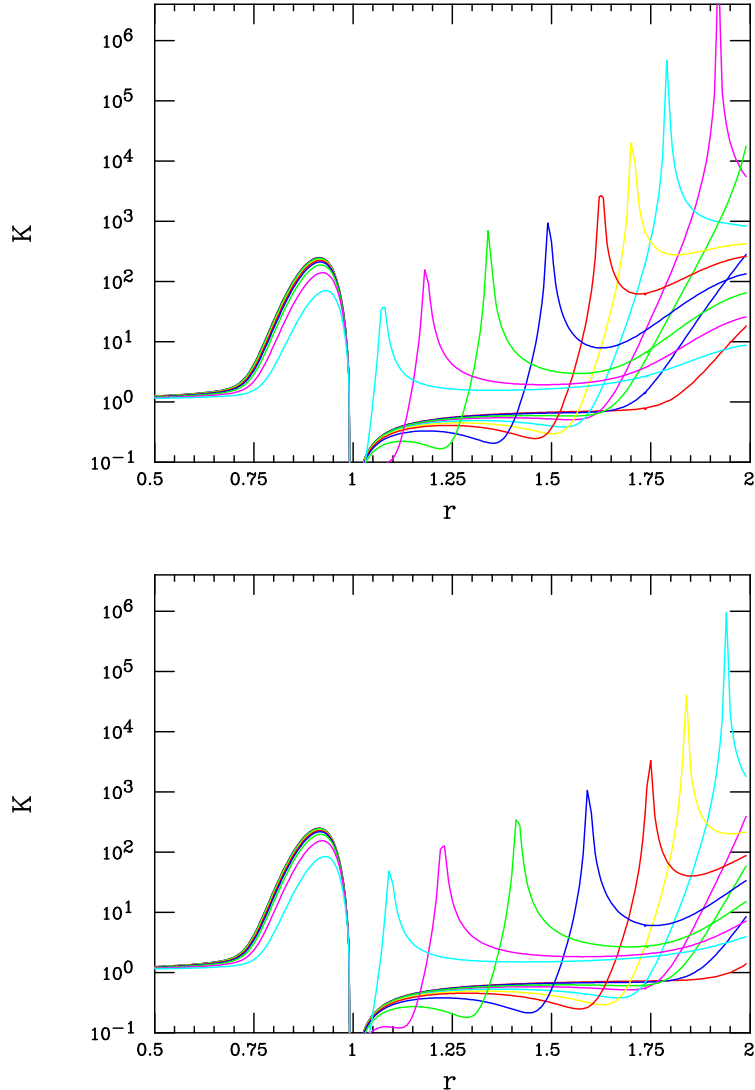


Figure 10: Same color codings as in Fig. 4 but now assuming that $\lambda_R^2 = m_2^2/m_1^2 = 5(6)$ in the top (bottom) panel.

Up to this point we have mostly limited our discussion to the case of $\lambda_R = 2$ and it behooves us to now ask what happens to our results when this value is modified. First, let us consider the case where $\lambda_R < 2$: at first thought, this might be very advantageous since as λ_R decreases the location of the destructive

minimum must move to lower values of r thus making it much easier or even trivial to avoid the constraint $r \lesssim 1.7$ arising from the $2Z_1$ production process. However, as was already noted above in our discussion of Fig. 4, it is not advantageous to have r too close to m_2/m_1 and lowering λ_R significantly decreases the possible range of r over which K can be large. Fig. 9 shows the result of our calculation of $K(r)$ as we gradually lower the value of λ_R from 1.7 to 1.5 to 1.2 with all the other parameters held fixed. When, *e.g.*, $\lambda_R = 1.7$, we see that for $0.3 \lesssim T \lesssim 1.5$, corresponding to roughly $1.25 \lesssim r \lesssim 1.65$, a sufficiently large value of K is obtained while automatically avoiding a large rate for the $2Z_1$ DM annihilation mode. However, we see that as λ_R further decreases, the allowed range of T is somewhat reduced due to the requirement $T \leq \lambda_R$, but that for r is drastically reduced, *i.e.*, $1.15 \lesssim r \lesssim 1.45$ when $\lambda_R=1.5$ and only the narrow window $1.08 \lesssim r \lesssim 1.17$ when $\lambda_R = 1.2$. Thus the $\lambda_R < 2$ regime remains attractive as long as we do not go to such low values as to highly compress the remaining allowed parameter space.

In the case of increasing λ_R , our expectation is, since we require that both $r \lesssim 1.7$ (due to the limit from the $2Z_1$ annihilation cross section) and $T \lesssim \lambda_R$ (from model self-consistency), that the values of $K(r)$ will be somewhat reduced as λ_R increases when all the other parameters are held fixed. The reason for this expectation was noted above: as the Z_2 resonance hump moves away from the value of $2m_{DM}$, the ability of the the DM to ‘feel’ this resonance sufficiently to increase the annihilation cross section at freeze-out is reduced, hence, leading to a lower value of K . Clearly, at some point λ_R will become sufficient large, with $r \lesssim 1.7$, that *no* region of the parameter space allowed by other constraints produces values of K in excess of the required value of a few $\times 10^3$ and the model again begins to fail.

Fig. 10 shows the response of K in our r range of interest to increasing values of λ_R^2 to 5 and 6 for the same default values of the other parameters as considered previously above in Fig. 4. As might be expected, for a fixed value of r , the peak of the K distribution moves to higher values of T , while for fixed T , the peak moves to larger values or r , more frequently beyond our range on interest as λ_R only increases further. Here we see already that for $\lambda_R^2 = 5(6)$, only the range $1.0 \lesssim T \lesssim 1.2$ corresponding to $1.60 \lesssim r \lesssim 1.70$ ($T \sim 1.20$ with $r \simeq 1.70$) provides a sufficiently large value of K while also avoiding the $2Z_1$ constraint. These conflicting requirements are brought home even more strongly in Fig. 11 where even larger values of λ_R are considered. For $\lambda_R^2 = 7$ we see that T is constrained from both directions to lie in a very small region near $\sim 1.3 - 1.4$ with $r \simeq 1.70$ while for even larger values of λ_R , no values of $K \gtrsim 10^3$ seem to be obtainable and thus no region of parameter space remains tenable given the choices above. From this analysis we see that once λ_R becomes much larger than ~ 2 , the size of the allowed parameter ranges rapidly fall to zero essentially forcing us to consider only the range $\lambda_R \lesssim 2.6 - 2.7$.

Fig. 12 provides an overall rough summary of the model allowed parameter space regions as λ_R, T and r are all varied assuming that $g_D/e = 0.1$ and $x_F = 20$ are both held fixed. We see that, overall, a significant region of the model parameter space leads to successful results.

Finally, one might wonder what this setup predicts, *e.g.*, for DM direct detection experiments in comparison to the usual single DP scenario due to the existence of the two Z_i exchanges. As is well-known, in this DM mass range, $\chi - e$ elastic scattering may likely be the most sensitive channel [52–57]. Assuming that the DM mass is in the mass range such that $\mu = m_e m_\chi / (m_e + m_\chi) \rightarrow m_e$ and noting that the momentum transfer $Q^2 \ll m_{1,2}^2$, this cross section is given numerically in this scenario by the expression

$$\sigma_{\chi e} \simeq 2.72 \times 10^{-43} \text{ cm}^2 \left(\frac{100 \text{ MeV}}{m_1} \right)^4 \left[\frac{g_D/e}{0.1} \frac{\epsilon_{eff}}{10^{-4}} \right]^2 (1 + T^2/\lambda_R^2)^2. \quad (25)$$

Note that all of the model dependence that we have been concerned with up to now is quite weak in this case and essentially lies completely isolated within the last term appearing here such that, since $T \leq \lambda_R$, we must have $(1 + T^2/\lambda_R^2)^2 \leq 4$ (at most) in the current setup. Thus, we anticipate at most $O(1)$ changes in this cross section from the predictions of the single DP setup with the same input values of g_D, ϵ and m_1 . This implies that the indirect detection constraints will only be slightly stronger for these model setups than in the conventional single DP scenarios and this strengthening depends directly on the T/λ_R ratio.

We also again remind the reader that in the setup described here the lighter Z_1 will decay exclusively to visible SM states while the heavier Z_2 essentially only decays to DM making for interesting simultaneous signatures in accelerator experiments searching for DP production.

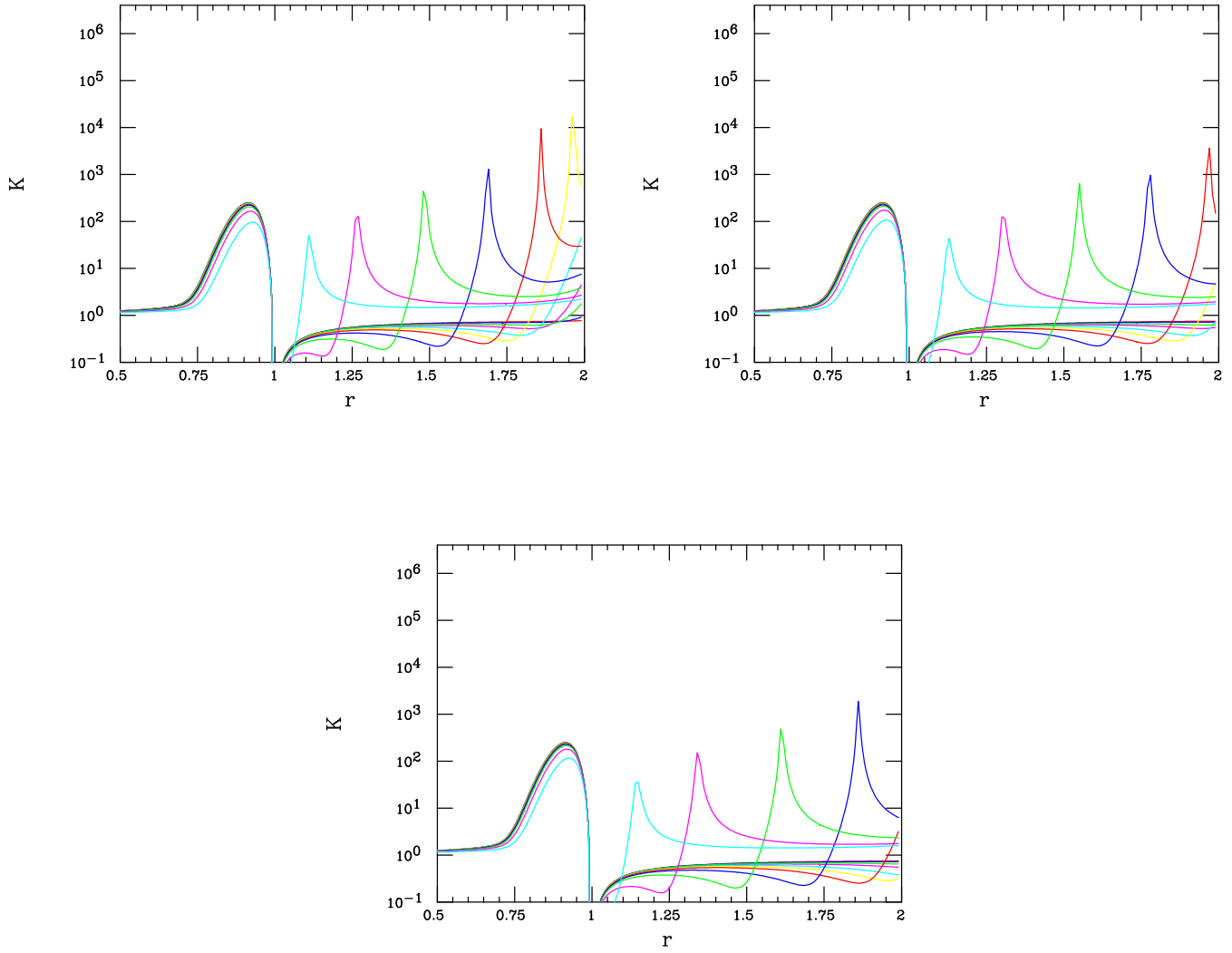


Figure 11: Same as the previous Figure but now assuming, from top left to bottom, that $\lambda_R^2 = m_2^2/m_1^2 = 7, 8, 9$, respectively.

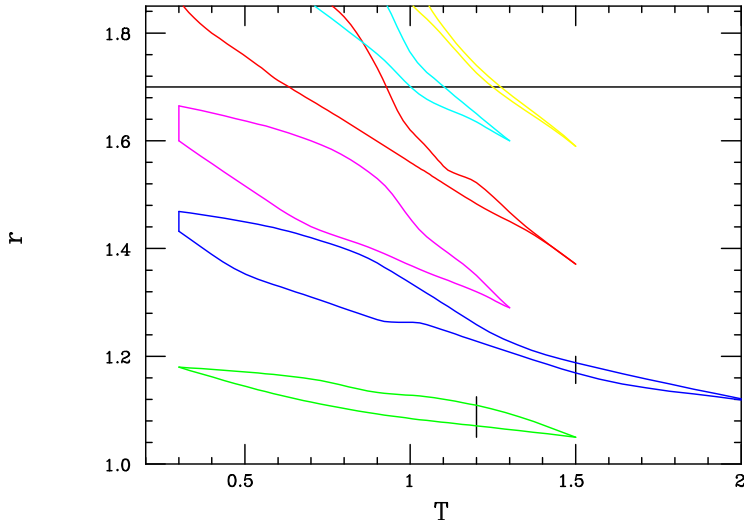


Figure 12: Approximate regions in the $T - r$ plane allowed by all of the requirements discussed in the text assuming that $g_D/e = 0.1$ and $x_F = 20$. From top right to bottom left the regions correspond to $\lambda_R = \sqrt{6}, \sqrt{5}, 2, 1.7, 1.5$ and 1.2 , respectively. For larger values of λ_R , the model points essentially all lie above the ‘Forbidden DM’ bound for $2Z_1$ production represented by the horizontal solid line at $r \simeq 1.7$ and are not shown. Note that the lower two regions are cut off on their right sides by the $T \leq \lambda_R$ requirement which is shown as the small vertical lines.

4 Summary and Conclusions

The possibility of light dark matter coupling to the SM via the kinetic mixing of a similarly light dark photon with the familiar Standard Model hypercharge gauge boson is very attractive for numerous reasons, attracting much recent attention. Such a scenario can lead to a DM relic density consistent with the Planck measurements via the usual thermal freeze out mechanism in the same parameter range that is accessible to multiple future planned experiments. This same accessibility leads to some already significant restrictions on the parameter space of this scenario, if realized in its most simple form, from a wide variety of existing experiments. In particular, measurements from the CMB impose rather strong constraints on the DM thermally averaged annihilation cross section at $z \sim 10^3$, $\langle \sigma\beta_{rel} \rangle_{CMB}$, informing us that this quantity must be suppressed by a factor of $K \sim$ a few 10^3 or so, depending upon the light DM mass, in comparison to the analogous cross section at freeze out, $\langle \sigma\beta_{rel} \rangle_{FO}$, that is required to reproduce the observed relic density. This would seem to imply that this reaction must be temperature and/or velocity dependent. Naively, this excludes the possibility of DM annihilation being an s -wave process as would be the case, *e.g.*, of Dirac fermion DM annihilating via an s -channel DP exchange into the SM fermions since this type of process is generally temperature/velocity independent. This observation lends support to the possibilities of co-annihilating Majorana DM, which is an s -wave but is Boltzmann suppressed, or p -wave annihilating complex scalar DM, which is velocity-squared suppressed, during the CMB epoch.

In this paper, we have fully examined a previously proposed mechanism by which the s -wave Dirac DM annihilation process can be made simultaneously consistent with both the relic density and CMB constraints, albeit within a restricted kinematic range. Semi-quantitatively, this requires the existence of (at least) two dark gauge bosons, $Z_{1,2}$, by which the DM can pair annihilate via s -channel exchange to SM fields – as noted, this being an s -wave process. The Z_i couplings must be such that their contributions to this annihilation process destructively interfere, in a manner which is independent of the particular SM final state, when the DM pair threshold lies between the masses of these two resonances,

i.e., $m_1 < 2m_{DM} < m_2$. Requiring that $m_{DM}/m_1 \lesssim 0.85$, to avoid the s -wave, thermally excited DM pair annihilation into $2Z_1$ (which is not suppressed by KM) while also simultaneously keeping $2m_{DM}$ not too far below m_2 , so that a very strong resonant enhancement from the deep destructive minimum can occur, greatly restricts the parameter space of any potential concrete model. Being s -wave process, the successful suppression of the annihilation rate at the time of the CMB implies a similar suppression today so that DM annihilation at the canonically expected rate should not be observed in current indirect search experiments at the level of σ_0 .

In order to explore the interplaying roles of these rather restrictive requirements, we constructed a non-abelian, SM-like $SU(2)_I \times U(1)_{Y_I}$ dark sector model but one whose gauge symmetry is completely broken leading to $Z_{1,2}$ of comparable masses. The structure of the model's couplings automatically lead to the necessary common destructive interference over a significant parameter space region when the $m_1 < 2m_{DM} < m_2$ condition is satisfied for all SM final states. While the DM couplings of Z_i essentially arise from the gauge group structure and the DM representation, here chosen to be a $Y_I/2 = Q_D = 1$, $SU(2)_I$ isosinglet to help insure it is the lightest dark sector state, the corresponding SM couplings to the Z_i are both generated via KM and the various mixing angles required to obtain kinetically normalized fields in the mass eigenstate basis. Within this setup it was found that all of the constraints could be satisfied for a respectable range of couplings and values of the mass ratios m_2/m_1 and m_{DM}/m_1 – but in a correlated manner. In particular, it was found that for the ratio of the $Z_{1,2}$ masses roughly in the range $1.2 \lesssim \lambda_R = m_2/m_1 \lesssim 2.6$ and a DM to Z_1 mass ratio in the (correlated) range $1.1 \lesssim r = 2m_{DM}/m_1 \lesssim 1.7$, all of our requirements can be easily met simultaneously for corresponding values of the ratio of the product of Z_2 to Z_1 couplings to the SM and DM of $O(1)$. This demonstrates not only a proof of principle but also that realistic models with all of the desired properties can be constructed allowing for light Dirac fermion dark matter. One prediction of this class of models is that dark photon searches with either visible or invisible decays should (eventually) observe a signal as the lighter Z_1 state always decays only to the SM while the heavier Z_2 will dominantly decay to DM.

Light dark matter with a light mediator below the ~ 1 GeV scale continues to be a very exciting possibility; hopefully, experimental signatures for such scenarios will be observed in the not too distant future.

Acknowledgements

The author would like to particularly thank J.L. Hewett, D. Rueter and G. Wojcik for very valuable discussions related to this work. This work was supported by the Department of Energy, Contract DE-AC02-76SF00515.

References

- [1] N. Aghanim *et al.* [Planck Collaboration], arXiv:1807.06209 [astro-ph.CO].
- [2] G. Arcadi, M. Dutra, P. Ghosh, M. Lindner, Y. Mambrini, M. Pierre, S. Profumo and F. S. Queiroz, Eur. Phys. J. C **78**, no.3, 203 (2018) [arXiv:1703.07364 [hep-ph]].
- [3] L. Roszkowski, E. M. Sessolo and S. Trojanowski, Rept. Prog. Phys. **81**, no.6, 066201 (2018) [arXiv:1707.06277 [hep-ph]].
- [4] M. Kawasaki and K. Nakayama, Ann. Rev. Nucl. Part. Sci. **63**, 69 (2013) [arXiv:1301.1123 [hep-ph]].
- [5] P. W. Graham, I. G. Irastorza, S. K. Lamoreaux, A. Lindner and K. A. van Bibber, Ann. Rev. Nucl. Part. Sci. **65**, 485 (2015) [arXiv:1602.00039 [hep-ex]].
- [6] I. G. Irastorza and J. Redondo, Prog. Part. Nucl. Phys. **102**, 89-159 (2018) [arXiv:1801.08127 [hep-ph]].

- [7] K. Pachal, “Dark Matter Searches at ATLAS and CMS”, given at the 8th *Edition of the Large Hadron Collider Physics Conference*, 25-30 May, 2020.
- [8] E. Aprile *et al.* [XENON], *Phys. Rev. Lett.* **121**, no.11, 111302 (2018) [arXiv:1805.12562 [astro-ph.CO]].
- [9] A. Albert *et al.* [Fermi-LAT and DES], *Astrophys. J.* **834**, no.2, 110 (2017) [arXiv:1611.03184 [astro-ph.HE]].
- [10] C. Amole *et al.* [PICO], *Phys. Rev. D* **100**, no.2, 022001 (2019) [arXiv:1902.04031 [astro-ph.CO]].
- [11] G. Steigman, *Phys. Rev. D* **91**, no. 8, 083538 (2015) [arXiv:1502.01884 [astro-ph.CO]].
- [12] K. Saikawa and S. Shirai, [arXiv:2005.03544 [hep-ph]].
- [13] J. Alexander *et al.*, arXiv:1608.08632 [hep-ph].
- [14] M. Battaglieri *et al.*, arXiv:1707.04591 [hep-ph].
- [15] G. Bertone and T. Tait, M.P., *Nature* **562**, no.7725, 51-56 (2018) [arXiv:1810.01668 [astro-ph.CO]].
- [16] B. Holdom, *Phys. Lett.* **166B**, 196 (1986) and *Phys. Lett. B* **178**, 65 (1986); K. R. Dienes, C. F. Kolda and J. March-Russell, *Nucl. Phys. B* **492**, 104 (1997) [hep-ph/9610479]; F. Del Aguila, *Acta Phys. Polon. B* **25**, 1317 (1994) [hep-ph/9404323]; K. S. Babu, C. F. Kolda and J. March-Russell, *Phys. Rev. D* **54**, 4635 (1996) [hep-ph/9603212]; T. G. Rizzo, *Phys. Rev. D* **59**, 015020 (1998) [hep-ph/9806397].
- [17] There has been a huge amount of work on this subject; see, for example, D. Feldman, B. Kors and P. Nath, *Phys. Rev. D* **75**, 023503 (2007) [hep-ph/0610133]; D. Feldman, Z. Liu and P. Nath, *Phys. Rev. D* **75**, 115001 (2007) [hep-ph/0702123 [HEP-PH]].; M. Pospelov, A. Ritz and M. B. Voloshin, *Phys. Lett. B* **662**, 53 (2008) [arXiv:0711.4866 [hep-ph]]; M. Pospelov, *Phys. Rev. D* **80**, 095002 (2009) [arXiv:0811.1030 [hep-ph]]; H. Davoudiasl, H. S. Lee and W. J. Marciano, *Phys. Rev. Lett.* **109**, 031802 (2012) [arXiv:1205.2709 [hep-ph]] and *Phys. Rev. D* **85**, 115019 (2012) doi:10.1103/PhysRevD.85.115019 [arXiv:1203.2947 [hep-ph]]; R. Essig *et al.*, arXiv:1311.0029 [hep-ph]; E. Izaguirre, G. Krnjaic, P. Schuster and N. Toro, *Phys. Rev. Lett.* **115**, no. 25, 251301 (2015) [arXiv:1505.00011 [hep-ph]]; M. Khlopov, *Int. J. Mod. Phys. A* **28**, 1330042 (2013) [arXiv:1311.2468 [astro-ph.CO]]; For a general overview and introduction to this framework, see D. Curtin, R. Essig, S. Gori and J. Shelton, *JHEP* **1502**, 157 (2015) [arXiv:1412.0018 [hep-ph]].
- [18] M. Fabbrichesi, E. Gabrielli and G. Lanfranchi, [arXiv:2005.01515 [hep-ph]].
- [19] T. G. Rizzo, *Phys. Rev. D* **99**, no.11, 115024 (2019) [arXiv:1810.07531 [hep-ph]].
- [20] T. D. Rueter and T. G. Rizzo, *Phys. Rev. D* **101**, no.1, 015014 (2020) [arXiv:1909.09160 [hep-ph]].
- [21] J. H. Kim, S. D. Lane, H. S. Lee, I. M. Lewis and M. Sullivan, *Phys. Rev. D* **101**, no.3, 035041 (2020) [arXiv:1904.05893 [hep-ph]].
- [22] G. N. Wojcik and T. G. Rizzo, [arXiv:2012.05406 [hep-ph]].
- [23] T. D. Rueter and T. G. Rizzo, [arXiv:2011.03529 [hep-ph]].
- [24] T. G. Rizzo and G. N. Wojcik, [arXiv:2006.06858 [hep-ph]].
- [25] R. G. Landim and T. G. Rizzo, *JHEP* **06**, 112 (2019) [arXiv:1902.08339 [hep-ph]].
- [26] T. G. Rizzo, *JHEP* **10**, 069 (2018) [arXiv:1805.08150 [hep-ph]].
- [27] T. G. Rizzo, *JHEP* **07**, 118 (2018) [arXiv:1801.08525 [hep-ph]].
- [28] N. Sabti, J. Alvey, M. Escudero, M. Fairbairn and D. Blas, *JCAP* **01**, 004 (2020) [arXiv:1910.01649 [hep-ph]].

- [29] T. R. Slatyer, Phys. Rev. D **93**, no.2, 023527 (2016) [arXiv:1506.03811 [hep-ph]].
- [30] H. Liu, T. R. Slatyer and J. Zavala, Phys. Rev. D **94**, no. 6, 063507 (2016) [arXiv:1604.02457 [astro-ph.CO]].
- [31] R. K. Leane, T. R. Slatyer, J. F. Beacom and K. C. Ng, Phys. Rev. D **98**, no.2, 023016 (2018) [arXiv:1805.10305 [hep-ph]].
- [32] T. Bringmann and S. Hofmann, JCAP **04**, 016 (2007) [erratum: JCAP **03**, E02 (2016)] [arXiv:hep-ph/0612238 [hep-ph]].
- [33] J. Cang, Y. Gao and Y. Z. Ma, [arXiv:2002.03380 [astro-ph.CO]].
- [34] D. Green, P. D. Meerburg and J. Meyers, JCAP **04**, 025 (2019) [arXiv:1804.01055 [astro-ph.CO]].
- [35] P. Ade *et al.* [Simons Observatory], JCAP **02**, 056 (2019) [arXiv:1808.07445 [astro-ph.CO]].
- [36] K. N. Abazajian *et al.* [CMB-S4], [arXiv:1610.02743 [astro-ph.CO]].
- [37] M. Boudaud, J. Lavalle and P. Salati, Phys. Rev. Lett. **119**, no.2, 021103 (2017) [arXiv:1612.07698 [astro-ph.HE]].
- [38] M. Boudaud, T. Lacroix, M. Stref and J. Lavalle, Phys. Rev. D **99**, no.6, 061302 (2019) [arXiv:1810.01680 [astro-ph.HE]].
- [39] K. Griest and D. Seckel, Phys. Rev. D **43**, 3191-3203 (1991).
- [40] R. T. D’Agnolo and J. T. Ruderman, Phys. Rev. Lett. **115**, no.6, 061301 (2015) [arXiv:1505.07107 [hep-ph]].
- [41] J. M. Cline, H. Liu, T. Slatyer and W. Xue, Phys. Rev. D **96**, no.8, 083521 (2017) [arXiv:1702.07716 [hep-ph]].
- [42] P. J. Fitzpatrick, H. Liu, T. R. Slatyer and Y. D. Tsai, [arXiv:2011.01240 [hep-ph]].
- [43] R. T. D’Agnolo, D. Liu, J. T. Ruderman and P. J. Wang, [arXiv:2012.11766 [hep-ph]].
- [44] A. Berlin, D. Hooper and S. D. McDermott, Phys. Rev. D **89**, no.11, 115022 (2014) [arXiv:1404.0022 [hep-ph]].
- [45] M. Bauer and T. Plehn, Lect. Notes Phys. **959**, pp. (2019) [arXiv:1705.01987 [hep-ph]].
- [46] J. L. Feng and J. Smolinsky, Phys. Rev. D **96**, no. 9, 095022 (2017) [arXiv:1707.03835 [hep-ph]] .
- [47] B. Li and Y. F. Zhou, Commun. Theor. Phys. **64**, no. 1, 119 (2015) [arXiv:1503.08281 [hep-ph]].
- [48] E. Bernreuther, S. Heeba and F. Kahlhoefer, [arXiv:2010.14522 [hep-ph]].
- [49] M. Duch, B. Grzadkowski and A. Pilaftsis, JHEP **02**, 141 (2019) [arXiv:1812.11944 [hep-ph]].
- [50] A. Das, K. Enomoto and S. Kanemura, [arXiv:2011.04537 [hep-ph]].
- [51] T. G. Rizzo, [arXiv:2006.08502 [hep-ph]].
- [52] A. Aguilar-Arevalo *et al.* [DAMIC], Phys. Rev. Lett. **123**, no.18, 181802 (2019) [arXiv:1907.12628 [astro-ph.CO]].
- [53] E. Aprile *et al.* [XENON], Phys. Rev. Lett. **123**, no.25, 251801 (2019) [arXiv:1907.11485 [hep-ex]].
- [54] E. Aprile *et al.* [XENON], Phys. Rev. D **102**, no.7, 072004 (2020) [arXiv:2006.09721 [hep-ex]].
- [55] D. W. Amaral *et al.* [SuperCDMS], Phys. Rev. D **102**, no.9, 091101 (2020) [arXiv:2005.14067 [hep-ex]].

- [56] Q. Arnaud *et al.* [EDELWEISS], Phys. Rev. Lett. **125**, no.14, 141301 (2020) [arXiv:2003.01046 [astro-ph.GA]].
- [57] L. Barak *et al.* [SENSEI], Phys. Rev. Lett. **125**, no.17, 171802 (2020) [arXiv:2004.11378 [astro-ph.CO]].