

Vortex rings from high energy central p+A collisions

Michael Annan Lisa,¹ João Guilherme Prado Barbon,² David Dobrigkeit Chinellato,²
Willian Mاتيoli Serenone,² Chun Shen,^{3,4} Jun Takahashi,² and Giorgio Torrieri²

¹*The Ohio State University, Columbus, Ohio, USA*

²*Instituto de Física Gleb Wataghin, Universidade Estadual de Campinas, Campinas, Brasil*

³*Department of Physics and Astronomy, Wayne State University, Detroit, MI 48201, USA*

⁴*RIKEN BNL Research Center, Brookhaven National Laboratory, Upton, NY 11973, USA*

Relativistic p+A collisions may produce droplets of quark gluon plasma (QGP) that quickly develop a toroidal vortex structure similar to that of an expanding smoke ring. We present viscous relativistic hydrodynamic calculations of ultra-central p+A collisions and develop an experimental observable to probe the structure, correlating the polarization and momentum of hyperons emitted from the collision. Experiments at RHIC and LHC may test the existence and strength of the vortex toroids, bringing new evidence to bear on the question of collectivity in the smallest QGP droplets.

PACS numbers: 25.75.Ld, 25.75.Gz, 05.70.Fh

A cylindrically symmetric volume of fluid in which the longitudinal velocity of a cell depends on radius will develop toroidal vorticity structures [1]. Such vortex rings are ubiquitous in fluid dynamics. A familiar example is a gentle puff of air from a human mouth. Due to surface friction with the lips, the air at the outer radius of the cylinder receives less of a longitudinal impulse than the air in the middle; the resulting vortex rings are clearly visible if smoke is present in the expelled air.

The vortical structure of the expanding smoke ring sketched in figure 1 may be naturally quantified by

$$\bar{\mathcal{R}}_{\text{NR}}^{\hat{t}} \equiv \left\langle \frac{\vec{\omega}_{\text{NR}} \cdot (\hat{t} \times \vec{v}_{\text{cell}})}{|\hat{t} \times \vec{v}_{\text{cell}}|} \right\rangle_{\phi}, \quad (1)$$

where $\vec{\omega}_{\text{NR}} = \frac{1}{2} \vec{\nabla} \times \vec{v}$ is the non-relativistic vorticity and \vec{v}_{cell} is the velocity of one fluid "cell" of smoke. The axis of the ring is \hat{t} and the structure is averaged over azimuthal angle about the ring axis.

In this paper, we investigate the possibility that analogous toroidal vortex structures may appear in a small droplet of quark-gluon plasma created in a central ultra-relativistic collision between a proton and a heavy ion. It is well-established that high-energy collisions between two heavy nuclei have been shown to form a "nearly perfect fluid" [2] of quarks and gluons. Recently, the possibility of hydrodynamic collectivity in p+A collisions has been the focus of intense theoretical and experimental research [3–8], as these collisions produce anisotropic flow signatures similar to those observed from A+A collisions. However, non-hydrodynamic physics can contribute significantly to such observables in small systems [5, 6, 9].

Detailed hydrodynamic calculations accurately reproduce measured anisotropies for heavy systems, but the agreement quantitatively deteriorates with decreasing system size [10]. It is unclear whether this reflects the need to tune the fine details of the calculation or a fundamental problem with a hydrodynamic approach for this system. By probing non-trivial flow structure involving both transverse and longitudinal directions, mea-

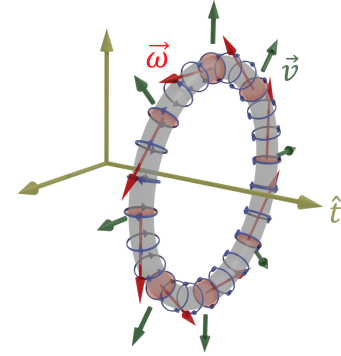


FIG. 1. The vortex structure of an expanding smoke ring.

surements sensitive to vortex-ring structures may provide valuable insight into this issue. Below, we use state-of-the-art three-dimensional relativistic viscous hydrodynamic calculations [11] to simulate the development of the fluid flow field; we suggest an experimental observable to probe for vortex rings; and we make predictions for different initial conditions and vorticity definitions.

To focus our discussion, we ignore the "lumpy" structure of the colliding nuclei [12] and consider completely central collisions between smooth nuclei, as sketched in figure 2. Smooth initial energy density profiles are generated by averaging over many Monte-Carlo collision events with impact parameter $b = 0$. A boost-invariant initial flow distribution, sketched in panel (a) of the figure, is often assumed for both symmetric (e.g. Au+Au) and asymmetric (e.g. p+Au) collisions [13]. However, if a cylinder of thermalized fluid is quickly produced as the proton drills through the heavy nucleus, the longitudinal velocity distribution may feature a radial gradient, as indicated by panel (b) in the figure. In both cases, the initial energy density and longitudinal flow velocity are parameterized to ensure local energy and longitudinal momentum conservation at every position in the transverse plane [13]. These constraints are essential to ensure the initial orbital angular momentum from the collision

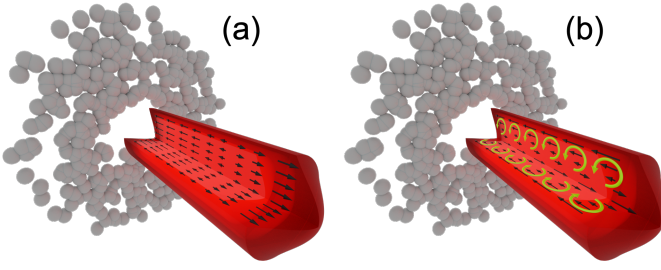


FIG. 2. Sketch of the initial conditions for the plasma formed just after a proton drills through the center of a gold nucleus. The thermalized fluid tube is initialized with two possible flow patterns. Left: initial condition (a): a boost-invariant flow distribution with more matter in the Au-going direction. Right: initial condition (b): the edges of the cylinder flow more in the Au-going direction than do fluid cells at the center of the cylinder. Transverse flow rapidly develops hydrodynamically, but is not present in the initial condition.

geometry is smoothly mapped to fluid dynamic variables. In scenario (a), the longitudinal flow velocity is set equal to the spacetime rapidity of the cell, i.e. the Bjorken flow profile. The energy density flux tube was shifted forward or backward according to the net longitudinal momentum. In scenario (b), the net longitudinal momentum is distributed to a non-zero local longitudinal flow u^η which depends on transverse position but is independent of the space-time rapidity η_s .

The geometry of initial condition (b) resembles a recent experiment of Takahashi, *et al.*, [14] in which mercury flowed through a cylindrical tube. Surface friction with the wall induced an azimuthally oriented vorticity structure with a strength that increased with radius. Spin-orbit coupling produces an observable electron polarization proportional to the local fluid vorticity [14, supp. info.] $\vec{\omega}_{\text{NR}}$.

In the subatomic fluid, vorticity may be probed by measuring the spin polarization of Λ hyperons through their parity-violating decay mode [15]. However, the situation is more complicated in this case, for two reasons. Firstly, the system requires a fully relativistic treatment. The thermal vorticity which drives polarization [16] is represented by an antisymmetric tensor

$$\omega^{\mu\nu} \equiv \frac{1}{2} \left[\partial^\nu \left(\frac{u^\mu}{T} \right) - \partial^\mu \left(\frac{u^\nu}{T} \right) \right], \quad (2)$$

where u^μ is the fluid flow velocity and T the local temperature.

Secondly, unlike the electrons in the Takahashi experiment, in the hydrodynamic paradigm of high energy collisions, hadrons are not part of the evolving fluid but rather "freeze out" of it, on a hypersurface Σ in space and time [17, 18]. The observable hyperon polarization is dictated by the fluid vorticity distribution on this hypersurface according to [16]

$$S^\mu(p) = -\frac{1}{8m} \epsilon^{\mu\rho\sigma\tau} p_\tau \frac{\int d\Sigma_\lambda p^\lambda n_F (1 - n_F) \omega_{\rho\sigma}}{\int d\Sigma_\lambda p^\lambda n_F}, \quad (3)$$

where n_F is the Fermi-Dirac distribution. Below, we present calculations of Λ spin distributions using equation 3, with the condition that hadrons freeze out occurs when the local energy density falls below a critical value of 0.5 GeV/fm³ [13, 19].

First, however, it is instructive to observe ring structures in the evolving fluid itself. It can be shown that the momentum-integrated hyperon spin is proportional to

$$S^\mu \propto \epsilon^{\mu\rho\sigma\tau} \int d\Sigma_\lambda \omega_{\rho\sigma} (A u_\tau u^\lambda + B \Delta_\tau^\lambda), \quad (4)$$

where A and B are the thermodynamic integrals

$$A \equiv \int \frac{d^3p}{E} (p^\alpha u_\alpha)^2 n_F (1 - n_F) \quad (5)$$

$$B \equiv \frac{1}{3} \int \frac{d^3p}{E} p^\alpha p^\beta \Delta_{\alpha\beta} n_F (1 - n_F).$$

Hence, for the purpose of illustration, we can define a relevant proxy for vorticity,

$$\Omega^\mu \equiv -\epsilon^{\mu\rho\sigma\tau} \omega_{\rho\sigma} (u_\nu u^\alpha + C \Delta_\nu^\alpha) n_\alpha, \quad (6)$$

where $n^\alpha \equiv d\Sigma^\alpha / |d\Sigma^\alpha|$ is the normal vector of the fluid cell. To examine "snapshots" of the fluid at fixed values of proper time τ , the fluid cell normal vector is purely time-like $n^\alpha = (1, 0, 0, 0)$. Here the coefficient $C = \frac{B}{A}$ is a constant with a value between 0 (non-relativistic limit) and $\frac{1}{3}$ (ultrarelativistic limit). For Λ hyperons, $C = 0.11$ (0.18) for a temperature of 0.15 GeV (0.30 GeV).

Figure 3 shows the fluid from an ultracentral Au+Au collision and from p+Au collisions with initial conditions (a) and (b) shown in figure 2. For the purpose of this illustration, we have set a constant value $C = 0.15$, corresponding to a temperature of 0.22 GeV. In the symmetric Au+Au collision, temperature and flow gradients in the transverse direction combine with longitudinal flow gradients to produce vortex toroids. These have been noted previously in hydrodynamic [20–24] and transport [25–31] simulations for symmetric systems.

The strength and sense of these vortex toroid structures for a given snapshot can be naturally quantified analogously to the non-relativistic smoke ring:

$$\mathcal{R}_{\text{fluid}}^{\hat{t}} \equiv \frac{\epsilon^{\mu\nu\rho\sigma} \Omega_\mu n_\nu \hat{t}_\rho u_\sigma}{|\epsilon^{\mu\nu\rho\sigma} n_\nu \hat{t}_\rho u_\sigma|}. \quad (7)$$

This reverts to formula 1 in the nonrelativistic limit.

In the case under discussion, the ring axis is the proton beam direction, $\hat{t}^\rho = \hat{z}^\rho = (0, 0, 0, 1)$. (Rings formed by hard-scattered partons losing energy in the quark-gluon plasma might be best studied by setting \hat{t} along the jet direction.) The color in figure 3 represents $\mathcal{R}_{\text{fluid}}^{\hat{z}}$ for each fluid cell.

The bottom two rows of figure 3 show p+Au collisions roughly half-way through their evolution in the nucleon-nucleon center-of-momentum frame (NN), in which the colliding proton and Au nuclei have equal and opposite

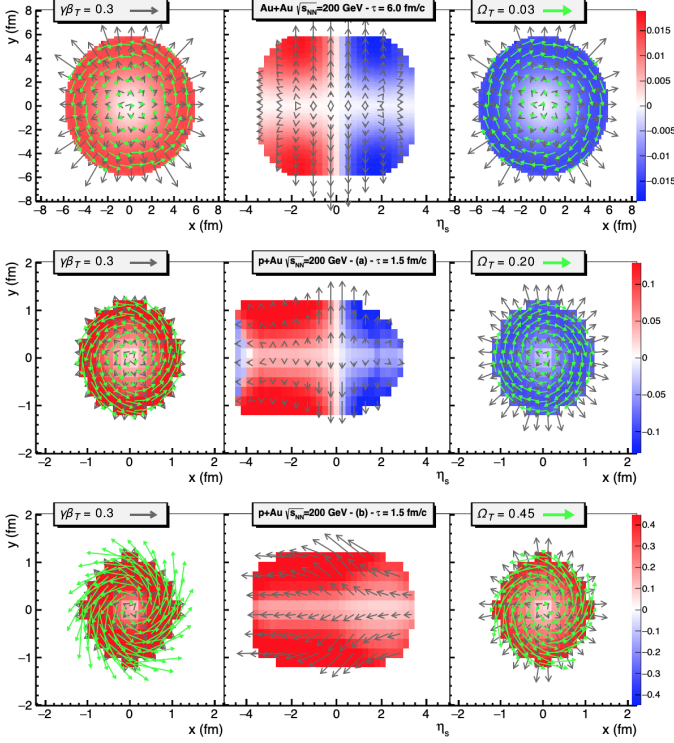


FIG. 3. Fluid structure from $\sqrt{s_{NN}} = 200$ GeV ultracentral collisions between smooth Au+Au ions (top row) and p+Au collisions with initial conditions (a) (middle) (b) (bottom) are shown, roughly halfway through the system evolution. Black arrows show the average flow velocity, while green arrows show the transverse components of the vorticity proxy Ω , defined in equation 6 with $C = 0.15$. The color scale indicates $\mathcal{R}_{\text{fluid}}^z$, defined in equation 7. The left (right) panel in each row shows the transverse (to the beam direction) plane projected over $\eta_s < 0$ ($\eta_s > 0$). For the p+Au collisions, the proton travels in the $+\eta_s$ direction. The middle panel shows a $x = 0$ cross-section of the fluid in the $x - \eta_s$ plane.

rapidity. The boost-invariant initial condition (a) (c.f. figure 2) produces a toroidal vorticity structure similar to that of Au+Au collisions. The pattern is not identical due to differences in the transverse density distribution of protons and Au nuclei, and because the matter distribution is asymmetric in the p+Au case; in particular, the density distribution is heavily weighted towards the Au-going direction, $\eta_s < 0$ [10]. In both cases, $\mathcal{R}_{\text{fluid}}^z$ changes sign at spacetime rapidity $\eta_s = 0$.

Central p+Au collisions initialized with condition (b) show a very different pattern. A continuous vortex tube structure, imprinted at thermalization to simulate the shear at the surface of the fluid, evolves with time, with large $\mathcal{R}_{\text{fluid}}^z > 0$ that does not change sign, even at $\eta_s = 0$.

Experimentally, the spin distribution can be probed with the observable

$$\mathcal{R}_{\Lambda}^i \equiv \frac{\epsilon^{\mu\nu\rho\sigma} S_{\mu} n_{\nu} \hat{t}_{\rho} p_{\sigma}}{|\epsilon^{\mu\nu\rho\sigma} n_{\nu} \hat{t}_{\rho} p_{\sigma}|} \quad (8)$$

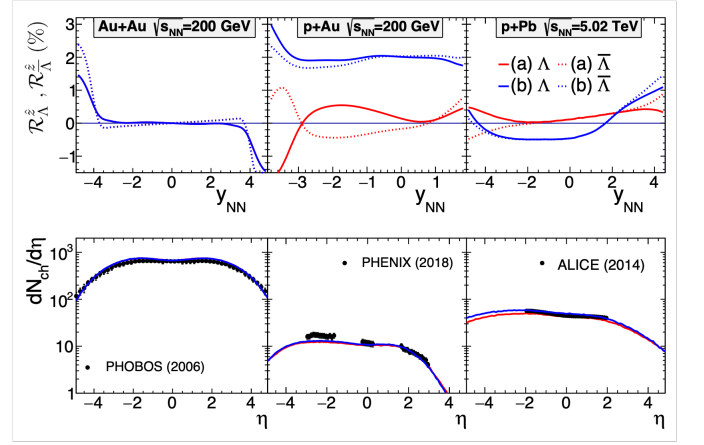


FIG. 4. Top row: $\overline{\mathcal{R}}_{\Lambda}^z$ (solid curve) and $\overline{\mathcal{R}}_{\bar{\Lambda}}^z$ (dotted curve) are plotted as a function of rapidity, integrated over the transverse momentum range $0 < p_T < 3$ GeV/c, for (left) ultra-central Au+Au collisions at $\sqrt{s_{NN}} = 200$ GeV; (middle) p+Au collisions at $\sqrt{s_{NN}} = 200$ GeV; and (right) p+Pb collisions at $\sqrt{s_{NN}} = 5.02$ TeV. Red and blue curves correspond to collisions with initial conditions (a) and (b), respectively. Bottom row: The pseudorapidity distribution of charged particles. Measured distributions [32–34] are shown as black symbols. All quantities are plotted in the NN frame.

Again setting $n = (1, 0, 0, 0)$ in the NN frame, the ring structure may be quantified

$$\overline{\mathcal{R}}_{\Lambda}^i = \left\langle \frac{\vec{S}'_{\Lambda} \cdot (\hat{t}' \times \vec{p}'_{\Lambda})}{|\hat{t}' \times \vec{p}'_{\Lambda}|} \right\rangle_{\phi}, \quad (9)$$

where \hat{t}' is a purely spacelike trigger direction and ϕ is the azimuthal angle about that direction. The hyperon polarization is \vec{S}'_{Λ} , and its momentum is \vec{p}'_{Λ} . The primes (') indicate that the three-vectors are measured in the NN frame.

Figure 4 shows the calculated rapidity dependence, integrated over p_T , of $\overline{\mathcal{R}}_{\Lambda}^z$ for three systems. For Au+Au collisions at 200 GeV (top RHIC energy), $\overline{\mathcal{R}}_{\Lambda}^z$ is very small near midrapidity and antisymmetric by symmetry. For this system, there is no distinction between (a) and (b) by definition.

For p+Au collisions, $\overline{\mathcal{R}}_{\Lambda}^z$ depends strongly on initial conditions. The standard, boost-invariant Bjorken flow initial scenario (a) results in a small $\overline{\mathcal{R}}_{\Lambda}^z$. However, despite the fact that $\mathcal{R}_{\text{fluid}}^z$ changes sign at $\eta_s = 0$ (c.f. figure 3), $\overline{\mathcal{R}}_{\Lambda}^z$ has a small positive offset, as the $\eta_s < 0$ (Au-going) region dominates the less-dense $\eta_s > 0$ region due to thermal smearing at freezeout. Meanwhile, initial condition (b) results in a relatively y -independent value of $\overline{\mathcal{R}}_{\Lambda}^z$ about an order of magnitude larger.

Interestingly, for the longer-lived p+Pb collision at top LHC energy (right column of figure 4) the hydrodynamic vorticity reverses sign late in the evolution, driven by strong transverse flow. This more complicated evolution

also generates a nontrivial p_T dependence, which we will discuss in a longer study. It is not surprising that both the initial vortex structure ((a) versus (b)) and the hydrodynamic evolution affect the final observable, and it highlights the importance of constraining several model parameters (e.g. the evolution time) simultaneously [35, 36] through comparison with data.

The lower panels depict calculated pseudorapidity distributions of charged particles. The agreement with measurements [32–34] is reasonable, and the effect of changing (only) the initial flow configuration is small.

The hydrodynamic paradigm is most justifiable at high density, so predictions in the low-density and steeply-falling tails of $dN_{\text{ch}}/d\eta$ may be less reliable. While the exact “cutoff value” is somewhat arbitrary, we suggest to focus on predictions in the kinematic range where $dN_{\text{ch}}/d\eta \gtrsim 10$, as hadronic observables are dominated by hydrodynamic final state effects [9, 10]. For the p+Au collisions at RHIC, this is $-4 \lesssim y_{NN} \lesssim 2$. At both RHIC and LHC, tracking detectors that measure Λ hyperons cover $y_{NN} \approx 0$.

Equation 9 quantifies hyperon polarization relative to the so-called production plane, a phenomenon first observed more than 40 years ago in p+p collisions [37]. Production plane polarization has since been reported over a wide range of energies [38] in p+p as well as proton collisions with heavy nuclei at energies up to $\sqrt{s_{NN}} = 41$ GeV [39–42]. These observations have generally been interpreted as elementary processes, the QCD analogy of spin-orbit interactions applied to leading partons, which would explain the absence of the effect on $\bar{\Lambda}$.

In those measurements, (1) $\bar{\mathcal{R}}_{\Lambda}^z$ is independent of $\sqrt{s_{NN}}$ for relativistic collisions; (2) it is negative at forward rapidity; and (3) its magnitude increases with y_{NN} . These systematics contrast with hydrodynamic predictions shown in figure 4. Furthermore, (4) in the lower energy data, $\bar{\mathcal{R}}_{\Lambda}^z = 0$, while in a collective fluid, vorticity polarizes all emitted particles and $\bar{\mathcal{R}}_{\Lambda}^z \approx \bar{\mathcal{R}}_{\bar{\Lambda}}^z$, though baryon number conservation effects lead to detailed differences between Λ and $\bar{\Lambda}$ at RHIC energies. Therefore, an energy scan of p+A collisions may reveal the emergence of hydrodynamic collectivity from hadronic background.

In summary, if an ultrarelativistic central p+Au collision forms a tiny droplet of quark-gluon plasma, it may generate a toroidal vorticity structure generically seen in other fluids initialized under similar geometrical conditions. We have presented the formalism to quantify the strength of this structure in a covariant form ($\mathcal{R}_{\text{fluid}}^i$)

and performed three-dimensional viscous relativistic hydrodynamic calculations to evaluate it. Initializing the simulation with the commonly-used Bjorken flow condition leads to a weak toroidal vorticity structure similar to that seen in ultracentral Au+Au collisions; here, vorticity is locally generated dynamically by temperature and flow gradients. In what we consider the more natural initial condition, however, the geometry of the collision itself generates a vortical structure, which dominates and persists through the evolution to hadronic freezeout. The two scenarios differ in both the strength and space-time rapidity symmetry of $\mathcal{R}_{\text{fluid}}^z$.

We have introduced an experimental observable, $\bar{\mathcal{R}}_{\Lambda}^z$, that probes the toroidal vorticity structure, correlating the transverse momentum and polarization of hyperons. Under initial condition (b), our calculations indicate $\bar{\mathcal{R}}_{\Lambda}^z \approx 2\%$ over a broad range of rapidity, roughly an order of magnitude larger than $\bar{\mathcal{R}}_{\Lambda}^z$ using condition (a). This is significantly larger than the global polarization signal measured in semicentral Au+Au collisions at $\sqrt{s_{NN}} = 200$ GeV at RHIC [43, 44]; measuring $\bar{\mathcal{R}}_{\Lambda}^z$ should be significantly simpler than measuring global polarization, as the latter requires correlation with an event plane estimated with finite resolution.

More investigation is needed to fully understand the novel vortical structures potentially generated by the unique geometry and dynamics of asymmetric subatomic collisions. This includes modeling effects of fluctuating initial conditions [12] and transverse profiles. Varying the size of the light collision partner (e.g. using oxygen rather than proton beam) and the energy of the collision could reveal the emergence of collectivity in the tiniest droplets of quark gluon plasma.

ACKNOWLEDGEMENTS

MAL is supported by the U.S. Department of Energy grant DE-SC0020651 and acknowledges support of the Fulbright Commission of Brazil. JPB, DDC, WMS, JT and GT were supported by FAPESP projects 17/05685-2 (all), 19/05700-7 (WMS), 19/16293-3 (JPB) and 17/06508-7 (GT). CS is supported by the U.S. Department of Energy under grant number DE-SC0013460 and the National Science Foundation under grant number PHY-2012922. This research used resources of the high performance computing services at Wayne State University. GT acknowledges CNPQ bolsa de produtividade 301432/2017-1.

-
- [1] H. Helmholtz, *The London, Edinburgh, and Dublin Philosophical Magazine and Journal of Science* **33**, 485 (1867), <https://doi.org/10.1080/14786446708639824>.
 - [2] U. Heinz and R. Snellings, *Ann. Rev. Nucl. Part. Sci.* **63**, 123 (2013), [arXiv:1301.2826 \[nucl-th\]](https://arxiv.org/abs/1301.2826).

- [3] B. Abelev *et al.* (ALICE), *Physics Letters B* **719**, 29 (2013).
- [4] G. Aad *et al.* (ATLAS), *Physical Review Letters* **110** (2013), [10.1103/physrevlett.110.182302](https://arxiv.org/abs/10.1103/physrevlett.110.182302).

- [5] S. Acharya *et al.* (ALICE), *Phys. Rev. Lett.* **123**, 142301 (2019), [arXiv:1903.01790 \[nucl-ex\]](#).
- [6] C. Loizides, *Nucl. Phys. A* **956**, 200 (2016), [arXiv:1602.09138 \[nucl-ex\]](#).
- [7] J. L. Nagle and W. A. Zajc, *Ann. Rev. Nucl. Part. Sci.* **68**, 211 (2018), [arXiv:1801.03477 \[nucl-ex\]](#).
- [8] C. Shen and L. Yan, *Nucl. Sci. Tech.* **31**, 122 (2020), [arXiv:2010.12377 \[nucl-th\]](#).
- [9] G. Giacalone, B. Schenke, and C. Shen, *Phys. Rev. Lett.* **125**, 192301 (2020), [arXiv:2006.15721 \[nucl-th\]](#).
- [10] B. Schenke, C. Shen, and P. Tribedy, (2020), [arXiv:2005.14682 \[nucl-th\]](#).
- [11] B. Schenke, S. Jeon, and C. Gale, *Phys. Rev. C* **82**, 014903 (2010), [arXiv:1004.1408 \[hep-ph\]](#).
- [12] B. Alver and G. Roland, *Phys. Rev. C* **81**, 054905 (2010), [Erratum: *Phys. Rev. C* **82**, 039903 (2010)], [arXiv:1003.0194 \[nucl-th\]](#).
- [13] C. Shen and S. Alzhrani, *Phys. Rev. C* **102**, 014909 (2020), [arXiv:2003.05852 \[nucl-th\]](#).
- [14] R. Takahashi *et al.*, *Nature Phys* **12**, 52 (2016).
- [15] F. Becattini and M. A. Lisa, *Ann. Rev. Nucl. Part. Sci.* **70**, 395 (2020), [arXiv:2003.03640 \[nucl-ex\]](#).
- [16] F. Becattini, V. Chandra, L. Del Zanna, and E. Grossi, *Annals Phys.* **338**, 32 (2013), [arXiv:1303.3431 \[nucl-th\]](#).
- [17] P. Huovinen and H. Petersen, *Eur. Phys. J. A* **48**, 171 (2012), [arXiv:1206.3371 \[nucl-th\]](#).
- [18] S. Ahmad, H. Holopainen, and P. Huovinen, *Phys. Rev. C* **95**, 054911 (2017), [arXiv:1608.03444 \[nucl-th\]](#).
- [19] D. Oliinychenko, C. Shen, and V. Koch, (2020), [arXiv:2009.01915 \[hep-ph\]](#).
- [20] Y. B. Ivanov and A. Soldatov, *Phys. Rev. C* **95**, 054915 (2017), [arXiv:1701.01319 \[nucl-th\]](#).
- [21] Y. B. Ivanov and A. Soldatov, *Phys. Rev. C* **97**, 044915 (2018), [arXiv:1803.01525 \[nucl-th\]](#).
- [22] Y. B. Ivanov, V. Toneev, and A. Soldatov, *Phys. Atom. Nucl.* **83**, 179 (2020), [arXiv:1910.01332 \[nucl-th\]](#).
- [23] Y. B. Ivanov, V. Toneev, and A. Soldatov, *J. Phys. Conf. Ser.* **1435**, 012012 (2020).
- [24] B. Fu, K. Xu, X.-G. Huang, and H. Song, (2020), [arXiv:2011.03740 \[nucl-th\]](#).
- [25] M. Baznat, K. Gudima, A. Sorin, and O. Teryaev, *Phys. Rev. C* **88**, 061901 (2013), [arXiv:1301.7003 \[nucl-th\]](#).
- [26] O. Teryaev and R. Usuhov, *Phys. Rev. C* **92**, 014906 (2015).
- [27] M. I. Baznat, K. K. Gudima, A. S. Sorin, and O. Teryaev, *Phys. Rev. C* **93**, 031902 (2016), [arXiv:1507.04652 \[nucl-th\]](#).
- [28] W.-T. Deng and X.-G. Huang, *Phys. Rev. C* **93**, 064907 (2016), [arXiv:1603.06117 \[nucl-th\]](#).
- [29] D.-X. Wei, W.-T. Deng, and X.-G. Huang, *Phys. Rev. C* **99**, 014905 (2019), [arXiv:1810.00151 \[nucl-th\]](#).
- [30] X.-L. Xia, H. Li, Z.-B. Tang, and Q. Wang, *Phys. Rev. C* **98**, 024905 (2018), [arXiv:1803.00867 \[nucl-th\]](#).
- [31] A. Zinchenko, A. Sorin, O. Teryaev, and M. Baznat, *J. Phys. Conf. Ser.* **1435**, 012030 (2020).
- [32] B. Back *et al.* (PHOBOS), *Phys. Rev. C* **74**, 021901 (2006), [arXiv:nucl-ex/0509034](#).
- [33] A. Adare *et al.* (PHENIX), *Phys. Rev. Lett.* **121**, 222301 (2018), [arXiv:1807.11928 \[nucl-ex\]](#).
- [34] J. Adam *et al.* (ALICE), *Phys. Rev. C* **91**, 064905 (2015), [arXiv:1412.6828 \[nucl-ex\]](#).
- [35] D. Everett *et al.* (JETSCAPE), (2020), [arXiv:2011.01430 \[hep-ph\]](#).
- [36] G. Nijss, W. Van Der Schee, U. Gürsoy, and R. Snellings, (2020), [arXiv:2010.15134 \[nucl-th\]](#).
- [37] G. Bunce *et al.*, *Phys. Rev. Lett.* **36**, 1113 (1976).
- [38] F. Hauenstein *et al.* (COSY-TOF), *Eur. Phys. J. A* **52**, 337 (2016), [arXiv:1607.06305 \[nucl-ex\]](#).
- [39] F. Abe *et al.*, *Phys. Rev. D* **34**, 1950 (1986).
- [40] B. Lundberg *et al.*, *Phys. Rev. D* **40**, 3557 (1989).
- [41] I. Abt *et al.* (HERA-B), *Phys. Lett. B* **638**, 415 (2006), [arXiv:hep-ex/0603047](#).
- [42] G. Agakishiev *et al.* (HADES), *Eur. Phys. J. A* **50**, 81 (2014), [arXiv:1404.3014 \[nucl-ex\]](#).
- [43] L. Adamczyk *et al.* (STAR), *Nature* **548**, 62 (2017), [arXiv:1701.06657 \[nucl-ex\]](#).
- [44] J. Adam *et al.* (STAR), *Phys. Rev. C* **98**, 014910 (2018), [arXiv:1805.04400 \[nucl-ex\]](#).