

# Production of $D$ -wave states of $\bar{b}c$ quarkonium at LHC

A. V. Berezhnoy,<sup>1,\*</sup> I. N. Belov,<sup>1,2,†</sup> and A. K. Likhoded<sup>3,‡</sup>

<sup>1</sup>*SINP MSU, Moscow, Russia*

<sup>2</sup>*Physics department of MSU, Moscow, Russia*

<sup>3</sup>*NRC “Kurchatov Institute”–IHEP, Protvino, Russia*

Hadronic production of  $D$ -wave states of  $\bar{b}c$  is discussed. The relative yield of such states is estimated for kinematic conditions of LHC experiments.

## I. INTRODUCTION

Recently  $2S$  excitations of  $B_c$  mesons have been discovered by CMS [1–3] in  $B_c\pi^+\pi^-$  spectrum. The observation has been confirmed by LHCb experiment [4]. Thus, in the opinion of the authors of [5], it has opened a new era in the spectroscopy of ordinary quarkonia. The excellent experimental results and the long known theoretical prediction, that  $D$  states can also decay to  $B_c\pi^+\pi^-$  with probability  $\sim 20\%$  [6] (see also [5]), stimulate us to estimate the cross section of  $D$ -wave  $B_c$  states in hadronic interactions. It is worth to note, that the relative  $B_c(2S)$  yield  $\sigma(B_c(2S))/\sigma(B_c)$  published by CMS ( $\sim 8\%$ ) is in a good agreement with our prediction ( $\sim 10\%$ ) [7, 8]. That’s why we hope, that our prediction for relative yield of  $D$ -wave states obtained within analogous technique will fairly good describe the future experimental observation of the discussed states.

The article is organized as follows: Section II is devoted to the calculation technique description; in Section III the relative yield of  $D$ -wave  $B_c$  meson state is estimated for kinematic conditions of the LHC experiments; in Section IV we make conclusions on the possibility observation of such states at LHC; in Appendix we provide some information about  $D$ -wave  $B_c$  masses and wave functions.

---

\*Electronic address: Alexander.Berezhnoy@cern.ch

†Electronic address: ilia.belov@cern.ch

‡Electronic address: Anatolii.Likhoded@ihep.ru

## II. CALCULATION TECHNIQUE

To estimate the production amplitude of  $D$ -wave  $B_c$  states we use the analogous technique as for  $S$  and  $P$  waves, namely, we make calculation within the color singlet model neglecting the internal velocities of quarks inside quarkonium (see for details [9–23]):

$$A \sim \int d^3q \Psi^*(\mathbf{q}) \left\{ T(p_i, \mathbf{q})|_{\mathbf{q}=0} + q^\alpha \frac{\partial}{\partial q^\alpha} T(p_i, \mathbf{q})|_{\mathbf{q}=0} + \frac{1}{2} q^\alpha q^\beta \frac{\partial^2}{\partial q^\alpha \partial q^\beta} T(p_i, \mathbf{q})|_{\mathbf{q}=0} + \dots \right\}, \quad (1)$$

where  $T$  is the amplitude of four heavy quark gluonic production with momenta  $p_i$  in leading-order approximation, which is contributed by 36 Feynman diagrams;  $\mathbf{q}$  is a quark three-momentum in the  $B_c$  meson rest frame, and  $\Psi(\mathbf{q})$  is the  $B_c$  meson wave function.

For  $D$ -wave states two first terms in (1) are equal to zero, and therefore an amplitude is proportional to second derivative of the wave function at origin  $R''(0)$  and second derivatives of  $T$  over  $\mathbf{q}$ . The amplitudes for the spin singlet  $A^{j_z}$  ( $J = 2$ ,  $j_z = l_z$ ) and for the spin triplet  $A^{Jj_z}$  ( $J = 1, 2, 3$ ;  $j_z = s_z + l_z$ ) can be expressed as follows (see also [24], where  $D$ -wave  $B_c$  production was studied in the fragmentation approach):

$$A^{j_z} = \frac{1}{2} \sqrt{\frac{15}{8\pi}} R_D''(0) \epsilon^{\alpha\beta}(j_z) \frac{\partial^2 M(\mathbf{q})}{\partial q^\alpha \partial q^\beta} \Big|_{\mathbf{q}=0}, \quad (2)$$

$$A^{Jj_z} = \frac{1}{2} \sqrt{\frac{15}{8\pi}} R_D''(0) \Pi^{J, \alpha\beta\rho}(j_z) \frac{\partial^2 M_\rho(\mathbf{q})}{\partial q^\alpha \partial q^\beta} \Big|_{\mathbf{q}=0}, \quad (3)$$

where

$$\Pi^{J, \alpha\beta\rho}(j_z) = \sum_{l_z, s_z} \epsilon^{\alpha\beta}(l_z) \epsilon^\rho(s_z) \cdot C_{s_z l_z}^{Jj_z}, \quad (4)$$

$\epsilon^\rho$  and  $\epsilon^{\alpha\beta}$  are vector and polarization tensors and  $C_{s_z l_z}^{Jj_z}$  are Clebsch-Gordan coefficients.

The states with definite spin value are constructed by operators

$$\mathcal{P}(0, 0) = \frac{1}{\sqrt{2}} \{ v_+(p_{\bar{b}} + k) \bar{u}_+(p_c - k) - v_-(p_{\bar{b}} + k) \bar{u}_-(p_c - k) \} \quad (5)$$

and

$$\mathcal{P}(1, s_z) = \begin{cases} \mathcal{P}(1, 1) = v_-(p_{\bar{b}} + k) \bar{u}_+(p_c - k) \\ \mathcal{P}(1, 0) = \frac{1}{\sqrt{2}} \{ v_+(p_{\bar{b}} + k) \bar{u}_+(p_c - k) + v_-(p_{\bar{b}} + k) \bar{u}_-(p_c - k) \} \\ \mathcal{P}(1, -1) = v_+(p_{\bar{b}} + k) \bar{u}_-(p_c - k) \end{cases} \quad (6)$$

The spinors in (5) and (6) are expressed as follows:

$$v_{\lambda_1}(p_{\bar{b}} + k) = (1 - \frac{\not{k}}{2m_b}) v_{\lambda_1}(p_{\bar{b}}), \quad (7)$$

$$\bar{u}_{\lambda_2}(p_c - k) = (1 - \frac{\not{k}}{2m_c})\bar{u}_{\lambda_2}(p_c), \quad (8)$$

where  $p_{\bar{b}} = \frac{m_b}{m_b+m_c}P_{B_c}$ ,  $p_c = \frac{m_c}{m_b+m_c}P_{B_c}$  and  $k(\mathbf{q})$  is a Lorentz boost of four-vector  $(0, \mathbf{q})$  to the system where  $B_c$  momentum is equal to  $P_{B_c}$ .

Amplitudes and there derivatives have been calculated numerically. To simplify calculations we square and summarize amplitude, keeping only spin value  $S = 0$  or  $S = 1$ . Amplitude squared for spin-singlet state with  $S = 0$  ( $1^3D_2$ ) is given by the following equation:

$$\begin{aligned} \mathbb{P} = & \left( \frac{5}{16\pi} \right) |R_D''(0)|^2 \times \\ & \left[ \left( \left| \frac{\partial^2 M_{S=0}}{\partial q_x^2} \right|^2 + \left| \frac{\partial^2 M_{S=0}}{\partial q_y^2} \right|^2 + \left| \frac{\partial^2 M_{S=0}}{\partial q_z^2} \right|^2 \right) \right. \\ & + 3 \left( \left| \frac{\partial^2 M_{S=0}}{\partial q_x \partial q_y} \right|^2 + \left| \frac{\partial^2 M_{S=0}}{\partial q_x \partial q_z} \right|^2 + \left| \frac{\partial^2 M_{S=0}}{\partial q_y \partial q_z} \right|^2 \right) \\ & - \text{Re} \left( \frac{\partial^2 M_{S=0}}{\partial q_x^2} \frac{\partial^2 M_{S=0}^*}{\partial q_y^2} + \frac{\partial^2 M_{S=0}}{\partial q_x^2} \frac{\partial^2 M_{S=0}^*}{\partial q_z^2} + \right. \\ & \left. \left. + \frac{\partial^2 M_{S=0}}{\partial q_y^2} \frac{\partial^2 M_{S=0}^*}{\partial q_z^2} \right) \right]. \quad (9) \end{aligned}$$

Sum of amplitudes squared for spin-triplet states with  $S = 1$  ( $1^3D_1$ ,  $1^3D_2$ ,  $1^3D_3$ ) is presented below:

$$\begin{aligned} \mathbb{V} = & \left( \frac{5}{16\pi} \right) |R_D''(0)|^2 \times \\ & \sum_{s_z}^{-1,0,1} \left[ \left( \left| \frac{\partial^2 M_{S=1,s_z}}{\partial q_x^2} \right|^2 + \left| \frac{\partial^2 M_{S=1,s_z}}{\partial q_y^2} \right|^2 + \left| \frac{\partial^2 M_{S=1,s_z}}{\partial q_z^2} \right|^2 \right) \right. \\ & + 3 \left( \left| \frac{\partial^2 M_{S=1,s_z}}{\partial q_x \partial q_y} \right|^2 + \left| \frac{\partial^2 M_{S=1,s_z}}{\partial q_x \partial q_z} \right|^2 + \left| \frac{\partial^2 M_{S=1,s_z}}{\partial q_y \partial q_z} \right|^2 \right) \\ & - \text{Re} \left( \frac{\partial^2 M_{S=1,s_z}}{\partial q_x^2} \frac{\partial^2 M_{S=1,s_z}^*}{\partial q_y^2} + \frac{\partial^2 M_{S=1,s_z}}{\partial q_x^2} \frac{\partial^2 M_{S=1,s_z}^*}{\partial q_z^2} + \right. \\ & \left. \left. + \frac{\partial^2 M_{S=1,s_z}}{\partial q_y^2} \frac{\partial^2 M_{S=1,s_z}^*}{\partial q_z^2} \right) \right]. \quad (10) \end{aligned}$$

A more rigorous consideration of this process within NRQCD [25] implies that the final meson is no longer a  $\bar{b}c$  pair rather a superposition of Fock states:

$$|B_c(1^1D_2)\rangle = O(1)|\bar{b}c(|^1D_2, \mathbf{1})\rangle + O(v)|\bar{b}c(|^1P_1, \mathbf{8})g\rangle + O(v^2)|\bar{b}c(^1S_0, \mathbf{8} \text{ or } \mathbf{1})gg\rangle + \dots \quad (11)$$

$$|B_c(1^3D_j)\rangle = O(1)|\bar{b}c(|^3D_j, \mathbf{1})\rangle + O(v)|\bar{b}c(|^3P_{j'}, \mathbf{8})g\rangle + O(v^2)|\bar{b}c(^3S_1, \mathbf{8} \text{ or } \mathbf{1})gg\rangle + \dots \quad (12)$$

where  $\mathbf{1}$  and  $\mathbf{8}$  refer to color singlet and color octet states of the quark pair.<sup>1</sup> The NRQCD local 4-fermion operators  $\mathcal{O}_1^{B_c(1^1D_2)}(^1D_2)$  and  $\mathcal{O}_1^{B_c(1^3D_j)}(^3D_j)$  relevant for the first terms in the expansions (11) and (12) are related to the quarkonium wave function  $R_D''(0)$ :

$$\langle \mathcal{O}_1^{B_c(1^1D_2)}(^1D_2) \rangle \approx \frac{75N_c}{4\pi} |R_D''(0)|^2, \quad (13)$$

$$\langle \mathcal{O}_1^{B_c(1^3D_j)}(^3D_j) \rangle \approx \frac{15(2j+1)N_c}{4\pi} |R_D''(0)|^2. \quad (14)$$

Therefore production of the first components in the expansions (11) and (12) can be described by formulae obtained from (1).

By analogy with the fragmentation case [24], it can be shown that within NRQCD the contributions to the gluonic production of the second and third terms in (11) and (12) are of the same order on  $\alpha_s$  and  $v$ , as contribution of the first terms, and therefore they should be also included. Having an experience in calculation of gluonic production of  $S$ - and  $P$ -wave  $\bar{b}c$  color singlets, it is not too difficult to calculate the hard parts of appropriate production amplitudes for  $S$ - and  $P$ -wave  $\bar{b}c$  color octets. Unfortunately the soft part of such amplitudes can not be estimated, because values of the relevant NRQCD operators are unknown. That's why in this work we are confined to calculating of the color singlet contribution.

The calculation results have been tested for Lorentz invariance and gauge invariance. As it was already noted, the calculations were conducted within the method very close to ones applied for calculations of  $S$ - and  $P$ -wave states. While results of the latest calculations have been verified many times by other research groups [10–12, 15–18, 20, 21, 23] we have tried to minimize the possibility of error in our new work.

### III. ESTIMATIONS OF RELATIVE YIELD

For the numerical estimations of cross sections we involve the wave functions and masses listed in Table I (see also Table IV where the predictions for masses of  $D$ -wave excitations are presented). Radial wave functions in origin for  $1S$  and  $1D$  states are taken from works [5] and

---

<sup>1</sup> As noted in [24], in the above Fock state expansion there are also other  $O(v^2)$  states, e.g.,  $|QQ(^3D_j, \mathbf{8} \text{ or } \mathbf{1})gg\rangle$ , but their production will be further suppressed by powers of  $v$ .

Table I:  $B_c$ -meson parameters involved in calculations.

$B_c$ -states	$m_b$	$m_c$	$ R(0) ^2,  R''(0) ^2$ [5]	$ R(0) _{\text{eff}}^2,  R''(0) _{\text{eff}}^2$ [26, 27]
$1S$	4.80 GeV	1.50 GeV	1.994 GeV <sup>3</sup>	1.49 GeV <sup>3</sup>
$1D$	5.20 GeV	1.80 GeV	0.0986 GeV <sup>7</sup>	1.16 GeV <sup>7</sup>

[26]. Following most of the previous research on this topic, we fix the mass values of quarks in such a way as the mass of final  $\bar{b}c$  quarkonium is correct. We are motivated by the fact, that relative yield of  $2S$  excitations was described quite well within this choice.

Using the wave function values from [5] and choosing the quark masses as in Table I we predict, that relative yield of  $B_c(1D)$  with respect to the direct  $B_c(1S)$  in gluonic fusion is about  $0.5 \div 1.3$  %. One can get these values from the Table II, where the cross section values for gluonic production are presented at different gluonic energies. As it is shown in Figure 1 the distributions over transverse momentum for  $D$ -wave states are quite similar to ones for  $S$ -wave states. It is worth mentioning, that the predicted ratio of states with spin  $S = 1$  ( $1^3D_1, 1^3D_2, 1^3D_3$ ) v.s. states with spin  $S = 0$  ( $1^1D_2$ ) is in approximate accordance with a simple spin counting rule (see ratios in Table III):

$$\frac{\sigma(1^3D_1 + 1^3D_2 + 1^3D_3)}{\sigma(1^1D_2)} \sim \frac{3 + 5 + 7}{5} = 3. \quad (15)$$

This feature allows us to use the prediction of quasipotential model [26] where wave functions are essentially different for  $1^3D_1, 1^3D_2, 1^3D_3$  and  $1^1D_2$  states, as well as for  $1^3S_1$  and  $1^1S_0$  states, even if contributions of different  $D$  states are not estimated separately. For this case we can approximately estimate the cross section ratio averaging wave function values according to spin counting rules (see Table I):

$$|R''_D(0)|_{\text{eff}}^2 = \frac{3|R''_{1^3D_1}(0)|^2 + 5|R''_{1^3D_2}(0)|^2 + 7|R''_{1^3D_3}(0)|^2 + 5|R''_{1^1D_2}(0)|^2}{20}, \quad (16)$$

$$|R_S(0)|_{\text{eff}}^2 = \frac{|R''_{1^1S_0}(0)|^2 + 3|R''_{1^3S_1}(0)|^2}{4}. \quad (17)$$

Usage of (16) and (17) calculated within approach [26, 27] leads to a little bit more optimistic values: the discussed relative yield is approximately 1.6 times higher.

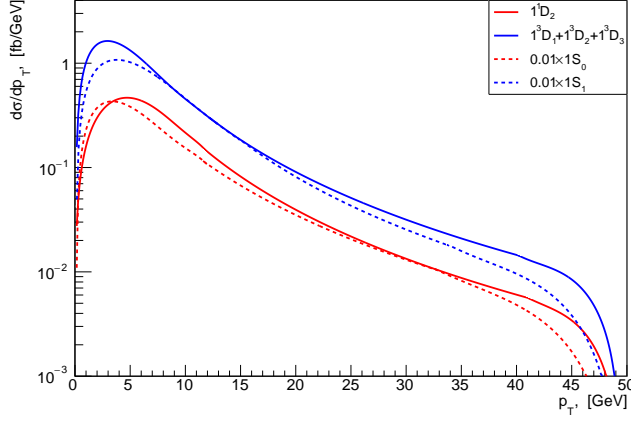


Figure 1: Gluonic cross sections  $\sigma(gg \rightarrow B_c + X)$  dependence on transverse momentum at  $\sqrt{s_{gg}} = 100$  GeV. Solid lines:  $D$ -wave states; dashed lines:  $S$ -wave states scaled by 0.01.

Table II: Gluonic cross sections at different energies; values are performed with  $\alpha_S = 0.1$  and wave functions from [5].

$\sqrt{s_{gg}}$ , GeV	$\sigma_{gg}$ , pb	
	1S	1D
20	1.97	0.009
30	2.90	0.024
50	2.64	0.029
70	1.98	0.024
100	1.44	0.019
150	0.904	0.006

To obtain the proton-proton cross sections the gluonic cross sections were convoluted with CT14 PDFs [28]:

$$\sigma_{pp} = \int \sigma_{gg}(\hat{s}_{gg}, \mu) f_{g1}(x_1, \mu) f_{g2}(x_2, \mu) dx_1 dx_2. \quad (18)$$

To decrease uncertainties due to the scale choice and QCD corrections we present a relative yield of 1D states with respect to 1S states. The calculations are performed for forward and central kinematic regions. The forward one is restricted by cuts  $2 < \eta < 4.5$ ,  $p_T < 10$  GeV and nearly corresponds to LHCb conditions, while the central one is restricted by cuts  $2 < \eta < 4.5$ ,  $p_T < 10$  GeV,  $|\eta| < 2.5$ ,  $10 \text{ GeV} < p_T < 50$  GeV and approximately corresponds to CMS or ATLAS conditions. The proton-proton energy of collision is fixed at 13 TeV.

The systematic uncertainty of the calculations is estimated with variation of the scale in the range  $E_T/2 < \mu < 2E_T$ . It is well seen in the Figures 2 and 3 that relative yields are hardly dependent on scale variation. As it is seen in Table III within the applied model (color singlet, gluon fusion subprocess) the relative yield value depends on kinematics: for the central region it is approximately twice as large. The use of the wave functions set [26, 27] increases the predicted yield for  $D$ -wave states to  $1 \div 1.8$  %.

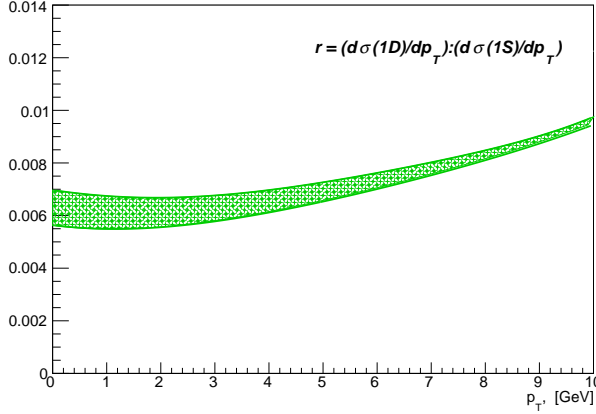


Figure 2:  $r$  dependence on  $p_T$  at different scales for forward kinematics:  
 $2 < \eta < 4.5$ ,  $p_T < 10$  GeV.

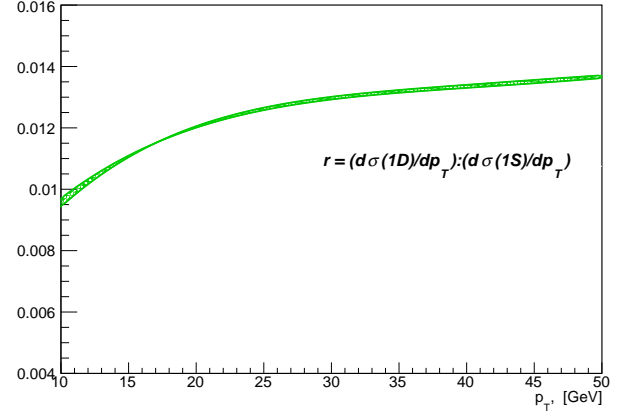


Figure 3:  $r$  dependence on  $p_T$  at different scales for central kinematics:  
 $|\eta| < 2.5$ ,  $10 \text{ GeV} < p_T < 50$  GeV.

Table III: Relative yields for  $D$ -wave  $B_c$  mesons for forward and central kinematic regions at LHC; the wave functions set [5] is applied.

kinematic region	$\sigma(1^3S_1) / \sigma(1^3S_0)$	$\sigma(1^3D_j) / \sigma(1^1D_2)$	$\sigma(1D) / \sigma(1S)$ , %
$2 < \eta < 4.5$ , $p_T < 10$ GeV	2.4	3.0	$0.6 \div 0.7$
$ \eta  < 2.5$ , $10 \text{ GeV} < p_T < 50$ GeV	2.4	2.3	$1.0 \div 1.1$

#### IV. CONCLUSIONS

$B_c(2S)$  excitations have been observed at LHC in  $B_c\pi^+\pi^-$  spectrum [1–4], and this result stimulated us to estimate possibilities to search for  $B_c(D)$  excitations in the same spectrum. At very large statics it would be possible to distinguish two peaks in  $B_c\pi^+\pi^-$  mass: one peak near 7000 GeV formed by  $1^1D_2$  state and another one near 6930 GeV formed by  $1^1D_1$ ,  $1^1D_2$  and  $1^1D_3$  states decaying to  $B_c^*\pi^+\pi^-$  with further radiative decay  $B_c^* \xrightarrow{\gamma} B_c$ . Also the  $D$ -wave  $B_c$  excitations could be found in cascade radiative decays  $B_c(1D) \xrightarrow{\gamma} B_c(1P) \xrightarrow{\gamma} B_c(1S)$ .

We estimate  $B_c(D)$  states yield in hadronic production as  $0.6 \div 1.8\%$  with respect to the direct production of  $1S$  states for the chosen mass values. To convert this ratio into the more representative ratio of  $D$ -wave states yield to the yield of all  $B_c$  mesons, one should divide it by a factor of about 1.5, that leads to values  $0.4 \div 1.1\%$ . Our estimations for  $D$ -wave states of  $B_c$  in hadronic production do not contradict the analogous estimations within fragmentation

approach [24]. We think that the significant experimental excess over the expected value will indicate an essential contribution of the color octet states to the production.

We have to conclude that observation of the discussed states at LHC is quite challenging experimental task due to the small relative yield.

Authors would like to thank V. Galkin for help and useful discussions. The work was supported by RFBR (grant # 20-02-00154 A). The work of I. Belov was supported by “Basis” Foundation (grant # 20-2-2-2-1).



### Appendix: Wave functions and spectroscopy of the $D$ -wave $B_c$ states

In this Appendix we present the masses of  $D$ -wave states of  $B_c$  meson predicted within different models [6, 29–36]. As well we present the wave functions gained within the quasipotential approach [26, 27].

Table IV: Predictions for masses of  $D$ -wave  $B_c$  meson states in MeV.

State	EQ [6]	GKLT [29]	ZVR [30]	FUI [31]	EFG [32]	GI [33]	MBV [34]	SJSCP [35]	LLGZ [36]
$1^1D_2$	7009	...	7020	7023	...	...	...	6994	...
$1^3D_1$	7012	7008	7010	7024	7072	7028	6973	6998	7020
$1^3D_2$	7012	...	7030	7025	...	...	...	6997	...
$1^3D_3$	7005	7007	7040	7022	7081	7045	7004	6990	7030
$1 D'_2$	...	7016	...	...	7079	7036	7003	...	7032
$1 D_2$	...	7001	...	...	7077	7041	6974	...	7024

Table V:  $B_c$  meson wave functions within the quasipotential model [26, 27].

$B_c$ -state	$ R(0) ^2,  R''(0) ^2$
$1^1S_0$	2.68 GeV <sup>3</sup>
$1^3S_1$	1.09 GeV <sup>3</sup>
$1^1D_2$	0.078 GeV <sup>7</sup>
$1^3D_1$	0.314 GeV <sup>7</sup>
$1^3D_2$	0.098 GeV <sup>7</sup>
$1^3D_3$	0.061 GeV <sup>7</sup>

- 
- [1] A. M. Sirunyan et al. (CMS), Phys. Rev. Lett. **122**, 132001 (2019), 1902.00571.
  - [2] A. M. Sirunyan et al. (CMS) (2020), 2008.08629.
  - [3] (2020).
  - [4] R. Aaij et al. (LHCb) (2019), 1904.00081.
  - [5] E. J. Eichten and C. Quigg, Phys. Rev. **D99**, 054025 (2019), 1902.09735.
  - [6] E. J. Eichten and C. Quigg, Phys. Rev. **D49**, 5845 (1994), hep-ph/9402210.
  - [7] A. Berezhnoy and A. Likhoded, PoS **QFTHEP2013**, 051 (2013), 1307.5993.
  - [8] A. V. Berezhnoy, I. N. Belov, A. K. Likhoded, and A. V. Luchinsky, Mod. Phys. Lett. **A34**, 1950331 (2019), 1904.06732.
  - [9] A. Berezhnoy, A. Likhoded, and M. Shevlyagin, Phys.Atom.Nucl. **58**, 672 (1995), hep-ph/9408284.
  - [10] C.-H. Chang, Y.-Q. Chen, G.-P. Han, and H.-T. Jiang, Phys.Lett. **B364**, 78 (1995), hep-ph/9408242.
  - [11] A. Berezhnoy, A. Likhoded, and O. Yushchenko, Phys.Atom.Nucl. **59**, 709 (1996), hep-ph/9504302.
  - [12] K. Kolodziej, A. Leike, and R. Ruckl, Phys.Lett. **B355**, 337 (1995), hep-ph/9505298.
  - [13] A. Berezhnoy, V. Kiselev, and A. Likhoded, Z.Phys. **A356**, 79 (1996), hep-ph/9602347.
  - [14] A. Berezhnoy, V. Kiselev, A. Likhoded, and A. Onishchenko, Phys.Atom.Nucl. **60**, 1729 (1997), hep-ph/9703341.
  - [15] S. Baranov, Phys.Rev. **D56**, 3046 (1997).
  - [16] S. Baranov, Phys.Atom.Nucl. **60**, 1322 (1997).
  - [17] A. Berezhnoy, V. Kiselev, and A. Likhoded, Phys.Atom.Nucl. **60**, 100 (1997).
  - [18] C.-H. Chang, J.-X. Wang, and X.-G. Wu, Phys.Rev. **D70**, 114019 (2004), hep-ph/0409280.
  - [19] A. Berezhnoy, Phys.Atom.Nucl. **68**, 1866 (2005), hep-ph/0407315.
  - [20] C.-H. Chang, C.-F. Qiao, J.-X. Wang, and X.-G. Wu, Phys.Rev. **D72**, 114009 (2005), hep-ph/0509040.
  - [21] C.-H. Chang, J.-X. Wang, and X.-G. Wu, Comput.Phys.Commun. **175**, 624 (2006), hep-ph/0604238.
  - [22] A. Berezhnoy, A. Likhoded, and A. Martynov, Phys.Rev. **D83**, 094012 (2011), 1011.1555.

- [23] Y.-N. Gao, J. He, P. Robbe, M.-H. Schune, and Z.-W. Yang, *Chin. Phys. Lett.* **27**, 061302 (2010).
- [24] K.-m. Cheung and T. C. Yuan, *Phys. Rev.* **D53**, 3591 (1996), hep-ph/9510208.
- [25] G. T. Bodwin, E. Braaten, and G. P. Lepage, *Phys. Rev. D* **51**, 1125 (1995), [Erratum: *Phys.Rev.D* **55**, 5853 (1997)], hep-ph/9407339.
- [26] D. Ebert, R. N. Faustov, and V. O. Galkin, *Eur. Phys. J.* **C71**, 1825 (2011), 1111.0454.
- [27] V. O. Galkin (2020), private communications: wave functions values for  $B_c(D)$  states.
- [28] S. Dulat, T. J. Hou, J. Gao, M. Guzzi, J. Huston, P. Nadolsky, J. Pumplin, C. Schmidt, D. Stump, and C. P. Yuan, *EPJ Web Conf.* **120**, 07003 (2016).
- [29] S. Gershtein, V. Kiselev, A. Likhoded, and A. a. Tkabladze, *Phys.Usp.* **38**, 1 (1995), hep-ph/9504319.
- [30] J. Zeng, J. W. Van Orden, and W. Roberts, *Phys. Rev.* **D52**, 5229 (1995), hep-ph/9412269.
- [31] L. P. Fulcher, *Phys. Rev.* **D60**, 074006 (1999), hep-ph/9806444.
- [32] D. Ebert, R. N. Faustov, and V. O. Galkin, *Phys. Rev.* **D67**, 014027 (2003), hep-ph/0210381.
- [33] S. Godfrey, *Phys.Rev.* **D70**, 054017 (2004), hep-ph/0406228.
- [34] A. P. Monteiro, M. Bhat, and K. B. Vijaya Kumar, *Int. J. Mod. Phys.* **A32**, 1750021 (2017), 1607.07594.
- [35] N. R. Soni, B. R. Joshi, R. P. Shah, H. R. Chauhan, and J. N. Pandya, *Eur. Phys. J.* **C78**, 592 (2018), 1707.07144.
- [36] Q. Li, M.-S. Liu, L.-S. Lu, Q.-F. Lü, L.-C. Gui, and X.-H. Zhong (2019), 1903.11927.