

# Dynamic Longest Increasing Subsequence and the Erdős-Szekeres Partitioning Problem\*

Michael Mitzenmacher<sup>†</sup>      Saeed Seddighin\*

## Abstract

In this paper, we provide new approximation algorithms for dynamic variations of the longest increasing subsequence (LIS) problem, and the complementary distance to monotonicity (DTM) problem. In this setting, operations of the following form arrive sequentially: (i) add an element, (ii) remove an element, or (iii) substitute an element for another. At every point in time, the algorithm has an approximation to the longest increasing subsequence (or distance to monotonicity). We present a  $(1 + \epsilon)$ -approximation algorithm for DTM with polylogarithmic worst-case update time and a constant factor approximation algorithm for LIS with worst-case update time  $\tilde{O}(n^\epsilon)$  for any constant  $\epsilon > 0$ .

Our dynamic algorithm for LIS leads to an almost optimal algorithm for the Erdős-Szekeres partitioning problem. Erdős-Szekeres partitioning problem was introduced by Erdős and Szekeres in 1935 and was known to be solvable in time  $O(n^{1.5} \log n)$ . Subsequent work improve the runtime to  $O(n^{1.5})$  only in 1998. Our dynamic LIS algorithm leads to a solution for Erdős-Szekeres partitioning problem with runtime  $\tilde{O}_\epsilon(n^{1+\epsilon})$  for any constant  $\epsilon > 0$ .

## 1 Introduction

Longest increasing subsequence (LIS) is one of the oldest problems in computer science. Given an array  $a = \langle a_1, a_2, \dots, a_n \rangle$  of size  $n$ , LIS is defined as the largest subset of the elements whose values are strictly increasing in the order of their indices. Distance to monotonicity (DTM) is the dual problem. For DTM, we wish to remove the smallest number of elements such that the remaining subsequence is increasing. LIS and DTM are special cases of the celebrated *edit distance* and *longest common subsequence* problems when the input strings are permutations.

The classic *patience sorting* solution for LIS utilizes dynamic programming and binary search to solve LIS exactly in time  $O(n \log n)$ . (In what follows, when we refer to a solution, we typically refer to the size of the LIS, but also the corresponding increasing subsequence can be found in time proportional to its size.) Matching lower bounds ( $\Omega(n \log n)$ ) are known for comparison-based algorithms [13] and solutions based on algebraic decision trees [31]. For approximation algorithms, for any  $\epsilon > 0$ , a multiplicative  $O(n^\epsilon)$  approximate solution can be determined in truly sublinear time via random sampling<sup>1</sup>. Surprisingly, not much is known that improves upon this algorithm generally, although when  $n/\text{LIS}(a)$  is subpolynomial we can obtain better approximation guarantees for LIS [32, 33].

---

\*The results of this manuscript appeared in preliminary versions [24] (STOC'20) and [25].

<sup>†</sup>Toyota Technological Institute at Chicago

<sup>1</sup>For an  $O(n^\epsilon)$  approximation algorithm, one can sample  $O(n^{1-\epsilon})$  many elements from the array and report the LIS of those samples.

From a complexity point of view, unconditional lower bounds apply to LIS. For instance, any algorithm that obtains an  $f(n)$  approximate solution for LIS has to make at least  $n/(f(n) + 1)$  value queries<sup>2</sup> to the elements of  $a$  to distinguish the case that  $a$  is decreasing from the case that  $a$  has an increasing subsequence of length at least  $f(n) + 1$ . Thus a subpolynomial approximation algorithm for LIS in truly sublinear time is not possible in general. Even if we are guaranteed that the solution size is  $\Theta(n^{1-\epsilon})$  (a setting for which the known complexity lower bounds do not apply), we are not aware of any subpolynomial approximate solution for LIS. Very recently, Rubinstein *et al.* [32] obtain  $O(n^{3\epsilon})$  approximation in time  $\tilde{O}(n^{0.5+7\epsilon})$  in this case. Also, these lower bounds do not hold for stronger computational models such as quantum computation, but we do not have better general quantum approximation algorithms.

In this work, we focus on approximation algorithms in the dynamic setting, where at each step, the array can be updated by inserting, deleting, or modifying an element. The goal is to maintain an approximation of the correct value at each step. Dynamic settings for many problems have been studied, e.g. [19, 27, 16, 4, 3, 7, 23, 5, 28]. In general, in dynamic settings the goal is to develop an algorithm where the solution can be updated efficiently given incremental changes to the input. In the context of graph algorithms [27, 28, 23, 4, 3, 5], such changes are usually modeled by edge addition or edge deletion. For string problems, changes are typically modeled with character insertion and character deletion [16, 7], as we consider here.

We provide novel approximation algorithms for LIS and DTM in the dynamic setting. For LIS, for any  $0 < \epsilon < 1$ , we give a dynamic algorithm with worst-case update time  $\tilde{O}(n^\epsilon)$  and approximation factor  $O_\epsilon(1)$ ; that is, for constant  $\epsilon$ , the approximation factor is a constant that depends on  $\epsilon$ . For DTM, we present an algorithm with approximation factor  $1 + \epsilon$  for any constant  $\epsilon$  and worst-case update time  $O(\log^2 n)$ , where the order notation hides factors that can depend on  $\epsilon$ . We primarily treat  $\epsilon$  as constant since the exponent of the log factors suppressed by the  $\tilde{O}$  notation may depend on  $1/\epsilon$ . Here,  $n$  denotes the size of the array at the time the operation arrives. Thus the update time does not depend on the number of operations arrived prior to the new operation.

Problem	Approximation factor	Update time
LIS	$1 + \epsilon$	$O(\sqrt{n})$
LIS	$O((1/\epsilon)^{O(1/\epsilon)})$	$\tilde{O}(n^\epsilon)$
LIS <sup>+</sup>	$O(\log n)$	$O(\log^3 n)$
DTM	$1 + \epsilon$	$O(\log^2 n)$

Table 1: The results of this paper are summarized in this table. LIS<sup>+</sup> is a special case of LIS where only element insertion is allowed.

## 1.1 Erdős-Szekeres partitioning problem

Our dynamic algorithm has an interesting application to a long-standing mathematical problem, namely *the Erdős-Szekeres partitioning problem*. It is well-known that any sequence of size  $n$  can be decomposed into  $O(\sqrt{n})$  monotone subsequences. The proof follows from a simple fact: Any sequence of length  $n$  contains either an increasing subsequence of length  $\sqrt{n}$  or a non-increasing subsequence of length  $\sqrt{n}$ . Thus, one can iteratively find the maximum increasing and the maximum

---

<sup>2</sup>A value query provides an  $i$  as input and asks for the value of  $a_i$ .

non-increasing subsequences of a sequence and take the larger one as one of the solution partitions. Next, by removing the partition from the original sequence and repeating this procedure with the remainder of the elements we obtain a decomposition into at most  $O(\sqrt{n})$  partitions. The computational challenge, also known as the Erdős-Szekeres partitioning problem, is to do this in an efficient way. The above algorithm can be implemented in time  $O(n^{1.5} \log n)$  if we use patience sorting in every iteration. Bar-Yehuda and Fogel [34] improve the runtime down to  $O(n^{1.5})$  by designing an algorithm that after a preprocessing step, solves LIS in time  $O(n + k^2)$  where the solution size is bounded by  $k$ . Since any comparison-based algorithm takes time at least  $\tilde{\Omega}(n)$ , the gap for Erdős-Szekeres partitioning problem has been  $\tilde{\Omega}(\sqrt{n})$  for quite a long time and the question was raised in a number of works as an important open problem [30, 18].

We prove that via our dynamic LIS algorithm, the Erdős-Szekeres partitioning problem can be solved in time  $\tilde{O}_\epsilon(n^{1+\epsilon})$  for any constant  $\epsilon > 0$ . We assume that our algorithm performs as stated in Table 1.

**Theorem 1.** *For any constant  $\epsilon > 0$ , one can in time  $\tilde{O}_\epsilon(n^{1+\epsilon})$  partition any sequence of length  $n$  of distinct integer numbers into  $O_\epsilon(\sqrt{n})$  monotone (increasing or decreasing) subsequences.*

*Proof.* The proof follows directly from our algorithm for dynamic LIS. In our dynamic setting, we start with an empty array  $a$  and at every point in time we are allowed to (i) add an element, or (ii) remove an element, or (iii) substitute an element for another. The algorithm is able to update the sequence and estimate the size of the LIS in time  $\tilde{O}_\epsilon(|a|^\epsilon)$  where  $|a|$  is the size of the array at the time the operation is performed. Moreover, the approximation factor of our algorithm is constant as long as  $\epsilon$  is constant. More precisely, our algorithm estimates the size of the longest increasing subsequence within a multiplicative factor of at most  $(1/\epsilon)^{O(1/\epsilon)}$ . It follows from our algorithm that by spending additional time proportional to the reported estimation, our algorithm is able to also find an increasing subsequence with size equal to the reported length.

Given a sequence of length  $n$  with distinct numbers, we use the dynamic algorithm for LIS to decompose it into  $O_\epsilon(\sqrt{n})$  monotone subsequences in time  $\tilde{O}_\epsilon(n^{1+\epsilon})$ . To do so, we initialize two instances of our dynamic algorithm that keep an approximation to the longest increasing subsequence and the longest decreasing subsequence of the array. More precisely, in the first instance, we insert all elements of the array exactly the same way they appear in our sequence and in the second instance we insert the elements in the reverse order. Thus the dynamic algorithm for the second instance always maintains an approximation to the longest decreasing subsequence of our array.

In every iteration, we estimate the size of the longest increasing and longest decreasing subsequences of the array via the dynamic LIS algorithm. We then choose the maximum one and ask the algorithm to give us the sequence corresponding to the solution reported. Finally, we remove the elements from both instances of the dynamic algorithm and repeat the same procedure for the remainder of the elements.

The total runtime of our algorithm is  $\tilde{O}_\epsilon(n^{1+\epsilon})$  since we insert  $n$  elements in each of the instances and then remove  $n$  elements which amounts to  $2n$  operations for each instance that runs in time  $\tilde{O}_\epsilon(n^{1+\epsilon})$ . Moreover, because at every point in time the maximum estimate we receive from each of the dynamic algorithms is at least a constant fraction of the actual longest increasing subsequence, we repeat this procedure at most  $O_\epsilon(\sqrt{n})$  times. Therefore, we decompose the sequence into  $O_\epsilon(\sqrt{n})$  monotone subsequences.  $\square$

**Remark 1.** *The constant factor hidden in the  $O$  notation for the number of partitions is optimal in neither the algorithm of Theorem 1 nor the previous algorithm of [34] nor the simple greedy algorithm that runs patience sorting in every step.*

## 1.2 Subsequent Work

Since our dynamic algorithm has constant approximation factor, in order to make sure the number of partitions remains  $O(\sqrt{n})$ , one needs to set  $\epsilon$  to constant and therefore the gap between our runtime of  $\tilde{O}(n^{1+\epsilon})$  and the lower bound of  $\Omega(n)$  remains polynomial. Two independent subsequent work further tighten the gap. Kociumaka and Seddighin [22] improve the gap to subpolynomial by presenting a dynamic algorithm with approximation factor  $1 - o(1)$  and update time  $O(n^{o(1)})$ . Gawrychowski and Janczewski [15] further tighten the gap to polylogarithmic by obtaining a similar algorithm with polylogarithmic update time (with polynomial dependence on  $1/\epsilon$ ). The work of Kociumaka and Seddighin [22] also gives the first exact algorithm for dynamic LIS with sublinear update time. Their algorithm is able to update the solution in time  $\tilde{O}(n^{2/3})$  after each operation and gives a correct solution with probability  $1 - n^{-5}$ .

In another subsequent work, Mitzenmacher and Seddighin [26] use the grid-packing technique given here to obtain an improved sublinear time algorithm for approximating LIS. Their algorithm is able to obtain an approximation of LIS in truly sublinear time within a factor of  $\Omega(\lambda^\epsilon)$  where  $\epsilon > 0$  is an arbitrarily small constant factor and  $\lambda$  is the ratio of the solution size and the input size.

## 1.3 Related Work

LIS has received significant attention in the areas of property testing [11, 10, 12, 1], streaming [17, 14], and massively parallel computation (MPC) [20], as well as in the standard algorithmic setting [13, 31, 32, 33]. Several questions remain open about approximation algorithms for LIS. Although a linear lower bound on the runtime is trivial when the solution size is  $O(1)$ , neither convincing lower bounds nor upper bounds are known for approximating LIS within subpolynomial multiplicative factors if the solution size is larger ( $\omega(1)$ ) in general. For a special case when  $n/\text{LIS}(a)$  is subpolynomial, we can approximate the solution size within a subpolynomial factor in sublinear time [32, 33]. In particular, Saks and Seshadhri [33] present a  $(1 + \epsilon)$  approximation algorithm for LIS in sublinear time if the ratio of  $n$  over the solution size is sublogarithmic. The only prior non-trivial dynamic algorithm for LIS that we are aware of is the work of Chen *et al.* [7], where the authors present an exact dynamic algorithm for LIS with worst-case update time  $O(r + \log n)$  when the solution size is bounded by  $r$ . The update time for this algorithm can grow up to  $\Omega(n)$  if the solution size is  $\Omega(n)$ .

When the available memory is sublinear (as it is in the streaming and the MPC models), patience sorting can be used to compute a solution for smaller fragments of the input. Previous work show that these local solutions can be cleverly merged to obtain  $1 + \epsilon$  approximate solutions in the streaming [17] and the MPC models [20]. In contrast, our technique for approximating LIS is not based on patience sorting. We show it also has an application to a streaming variant of LIS, and we expect it will have additional applications in the future.

Distance to monotonicity (*a.k.a* Ulam distance) is also a very well-studied problem [29, 2, 6, 33]. While LIS has resisted a multiplicative approximation algorithm, DTM can be approximated within

a multiplicative factor  $1 + \epsilon$  in time  $\tilde{O}(n/d + \sqrt{n})$  when the solution size is lower bounded by  $d$  [29]. Streaming [17] and MPC [6] algorithms for DTM have also appeared.

## 1.4 Preliminaries

We consider the two problems, LIS and DTM. Input to both problems is an array  $a$  with arbitrary length. For LIS, the goal is to find the length of the largest subsequence of elements such that their values increase according to their indices. For DTM the goal is to determine the smallest number of elements such that the remaining subsequence is increasing. Obviously,  $\text{DTM}(a) = |a| - \text{LIS}(a)$ . However, an approximate solution for one problem does not imply an approximate solution for the other (much like maximum matching and vertex cover). We assume for simplicity and without loss of generality that all the numbers are distinct, although one can easily modify our algorithm to handle repeated numbers.

Our results here are for the dynamic setting. Initially, the input array is empty ( $|a| = 0$ ). At each step, an element is either inserted at an arbitrary position of the array or removed from an arbitrary position of the array. (Element substitution can also be implemented with the previous two operations, so we consider only insertions and removals.) We also study a special case of LIS where all operations add elements to the array. We call this problem  $\text{LIS}^+$ .

We more formally define the array operations. Each insertion operation is of the form “insert  $(i, x)$ ” where  $i$  is an integer between 1 and the length of the current array plus one.  $i$  specifies the position of element  $x$ . After this operation, all the elements whose previous index was at least  $i$  will be shifted to the right. Similarly, an operation “delete  $(i)$ ” removes the  $i$ ’th element of the array and element  $i + 1$  will replace its position. Likewise, all the elements whose previous index was at least  $i$  will be shifted to the left.

For simplicity, in our algorithms we assume that at any point random access to the elements is provided. That is, in every step, one can access the value of the  $i$ ’th element of the array as a value query. This brings an  $O(\log n)$  overhead to the runtime since one needs to design a data structure that allows us element addition, element removal, and access to the  $i$ ’th element. Any balanced binary tree (*e.g.* red-black tree) suffices for that purpose [9]. We can also recover the position of each element of the array in logarithmic time with a balanced binary tree.

## 2 Summary of the Results and Techniques

Our main result is a dynamic algorithm for LIS with worst-case update time  $\tilde{O}(n^\epsilon)$  and approximation factor  $O((1/\epsilon)^{O(1/\epsilon)})$ . Our algorithm is based on a novel technique which we call grid packing. In this section, we give a high-level summary of grid packing and our overall approach; Full proofs are given in Sections 4 and 5.

### 2.1 Block-based Algorithms

In our work, to simplify our proofs, we utilize the notion of what we call a *block-based algorithm*. Very roughly speaking, a block-based algorithm starts with an array  $a$  of length  $n$ . It can use  $f(n)$  preprocessing time, after which it is responsible for a block of  $g(n)$  operations, where each operation has worst-case update time  $h(n)$ . We show in Section 3 via a simple reduction that such a block-based algorithm can be used to obtain a dynamic algorithm with worst-case update time  $\max\{f(n)/g(n), h(n)\}$ .

A motivating example shows the notion of block-based algorithms simplifies the analysis. Chen *et al.* [7] show that when LIS for an array is upper bounded by  $r$ , a dynamic algorithm can maintain the exact solution for LIS with worst-case update time  $\tilde{O}(r)$ . We show that this exact algorithm yields a dynamic  $(1 + \epsilon)$ -approximation algorithm with worst-case update time  $\tilde{O}(\sqrt{n})$ .

We first provide the intuition and explain the complications. At any point in time, if the solution value is below  $2\sqrt{n}/\epsilon$ , then the runtime guarantee is met by using the algorithm of Chen *et al.* [7]. Otherwise, we can compute an exact solution, and then use the same value for up to  $\sqrt{n}$  steps to maintain a valid approximation. We then spend time  $\tilde{O}(n)$  for  $\sqrt{n}$  operations, leading to amortized update time of  $\tilde{O}(\sqrt{n})$ . Deamortizing this approach to bound the worst-case update time seems cumbersome. The issue is that it is not clear when we should switch between the two algorithms. For example, if we define a threshold  $\tau$  and switch between the algorithms when the solution size crosses the threshold  $\tau$ , we may go back and forth across the threshold. We could consider multiple thresholds, but at this point we appear to be complicating the analysis beyond what should be necessary.

Working with the framework of a block-based algorithm conveniently remedies the problem. Assuming we start with an array  $a$  of length  $n$ , we allow a preprocessing time of  $f(n) = O(n \log n)$  for the algorithm to compute the LIS. We set  $g(n) = \sqrt{n}$ . If the LIS value  $r$  is above  $2\sqrt{n}/\epsilon$ , for the next  $\sqrt{n}$  steps, we report  $r - i$  in the  $i$ 'th step and can be sure that our solution is within a small range from the optimal one. Otherwise, we use the algorithm of Chen *et al.* [7] with worst-case update time  $O(\sqrt{n})$  for the next  $\sqrt{n}$  steps. Using the reduction, this turns to an algorithm with worst-case update time  $\tilde{O}(\sqrt{n})$  for LIS with approximation factor  $1 + \epsilon$ .

**Corollary 4**, [restated informally]. *For any constant  $\epsilon > 0$ , there exists a dynamic algorithm for LIS with worst-case update time  $\tilde{O}(\sqrt{n})$  and approximation factor  $1 + \epsilon$ .*

## 2.2 Grid Packing and Applications

As mentioned earlier, our algorithm for LIS is based on a technique that we call grid packing. Grid packing is defined on a table of  $m \times m$  cells; the only parameter of the problem is  $m$ . The problem can be thought of as a game between us and an adversary. We introduce a number of segments on the table. Each segment covers a consecutive set of cells in either a row or in a column. A segment  $A$  *precedes* a segment  $B$  if **every** cell of  $A$  is strictly higher than every cell of  $B$  and also **every** cell of  $A$  is strictly to the right of every cell of  $B$ . Two segments are *non-conflicting*, if one of them precedes the other one. Otherwise, we call them *conflicting*. The segments we introduce can overlap and there is no restriction on the number of segments or the length of each segment. However, we would like to minimize the maximum number of segments that cover a cell.

After we introduce the segments, an adversary puts a non-negative number on each cell of the grid. We emphasize that our segments do not depend on these numbers, as the numbers are given after we provide our segments. The score of a subset of cells in the table is the sum of the values in the cells, and the overall score of the table is the maximum score of a path of length  $2m - 1$  from the bottom-left corner to the top-right corner. (In such a path, each move is either up or to the right.)

The score that we obtain using our segments is the maximum sum of scores of a non-conflicting set of segments. One can easily verify that the score of the table is a clear upper bound on the score we obtain using any subset of non-conflicting segments. We would like to introduce the segments in

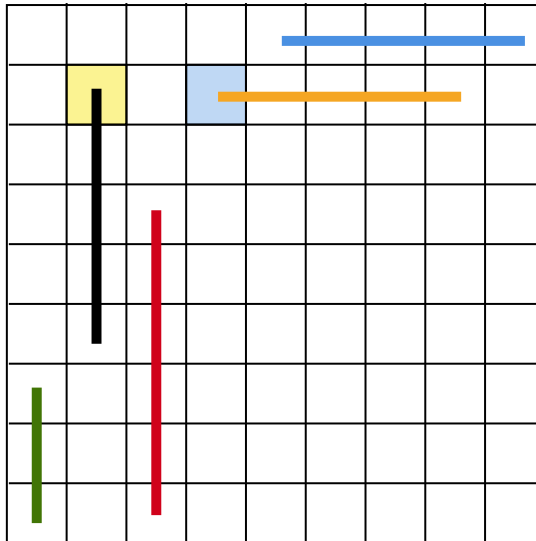


Figure 1: Segments are shown on the grid. The pair (black, orange) is conflicting since the yellow cell (covered by the black segment) is on the same row as the blue cell (covered by the orange segment). The following pairs are non-conflicting: (green, black), (green, orange), (green, blue), (red, orange), (red, blue), (black, blue).

such a way that the ratio of the score of the table over our score is always bounded by constant, no matter how the adversary puts the numbers on the table. For a fixed  $\alpha \geq 1$  and a  $\beta \geq 1$ , we call a solution  $(\alpha, \beta)$ -approximate if at most  $\alpha$  segments cover each cell and it guarantees a  $1/\beta$  fraction of the score of the table for us for any assignment of numbers to the table cells. We show in Section 4 that grid packing admits an  $(O(m^\kappa \log m), O(1/\kappa))$ -approximate solution for any  $0 < \kappa < 1$ .

Before explaining the idea behind this result, we would like to make a connection between grid packing and LIS. Let us consider an array  $a$  of length  $n$ . We assume for the sake of this example that all the numbers of the array are distinct and are in range  $[1, n]$ . In other words,  $a$  is a permutation of numbers in  $[n]$ . We map the array to a set of points on the 2D plane by putting a point at  $(i, a_i)$  for every position  $i$  of the array.

Now, divide the plane into an  $m \times m$  grid, and fix a longest increasing subsequence. The number on each cell of the grid would be equal to the contribution of the elements in that grid cell to the fixed longest increasing subsequence. (We emphasize that the number is *not* the longest increasing subsequence inside the cell, but the contribution to the fixed longest increasing subsequence only.) It follows that the score of the grid is exactly equal to the size of the longest increasing subsequence. Let us assume that the score of each segment is available. To approximate the score of the grid (which equals the size of the LIS) we find the largest score we can obtain using non-conflicting segments by dynamic programming. The last observation which gives us speedup for LIS is the following: instead of using the score of each segment (which we are not aware of), we use the size of the LIS for each segment as an approximate value for its score. LIS of each segment can be computed in time  $\tilde{O}(n/m)$  since at most  $n/m$  elements appear in every row or every column of the grid. This quantity is clearly an upper bound on the score of each segment but can be used to construct a global solution for the entire array (see Section 5 for more details). In our dynamic algorithm, every time a change is made, we only need to update the approximate score (LIS) of the

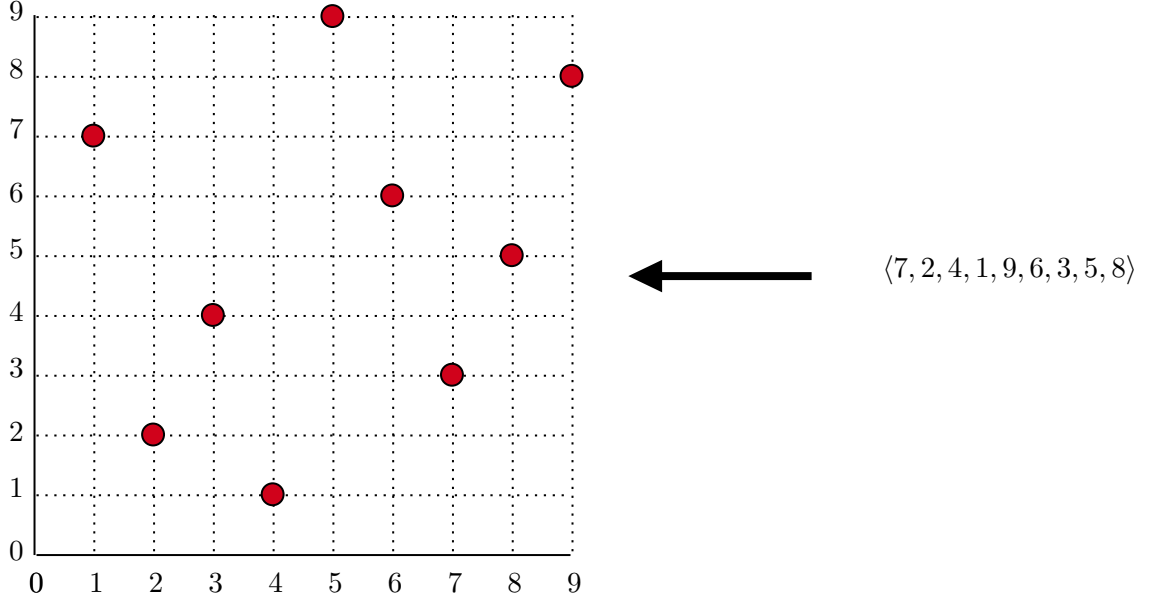


Figure 2: An array  $\langle 7, 2, 4, 1, 9, 6, 3, 5, 8 \rangle$  is mapped to the 2D plane.

corresponding segments.

Our solution for grid packing is based on a combinatorial construction. The first observation is that any path of length  $2m - 1$  from the bottom left to the top right of the grid can be decomposed into several disjoint parts such that each part is either completely in a row or completely in a column, and further column-parts or row-parts are non-conflicting using the previous terminology.

Grid packing therefore reduces to the 1-dimensional variant of grid packing, *array packing*, as follows. For the array packing problem, an array of length  $m$  is given as input (with no numbers on it). Our goal is to define segments (this time all horizontal), while keeping the maximum number of segments covering each cell small. After we fix our solution, the adversary puts non-negative numbers on the array cells. For any fixed interval  $[x, y]$  we would like to have a segment completely in that interval whose score is at least a fraction of the score of that interval. More precisely, a solution for array packing is  $(\alpha, \beta)$ -approximate if it covers each cell at most  $\alpha$  times and the score of any interval over the maximum score of a segment inside it is bounded by  $\beta$ . Similar to grid packing, we are not aware of the numbers when giving a solution, and the adversary is aware of our solution before deciding which numbers to put and which interval to choose for the comparison.

An  $(\alpha, \beta)$ -approximate solution for array packing yields a  $(2\alpha, 2\beta)$ -approximate solution for grid packing as follows. We treat each row and each column of the grid as an array and make a separate solution for the corresponding array packing instance. After the adversary puts the numbers on the grid, any path from bottom left to the top right can be divided into disjoint column intervals or row intervals, one of which provides us a 2 approximate solution for the score of the grid. Finally, the guarantee of array packing enables us to prove that the above solution is  $(2\alpha, 2\beta)$ -approximate for grid packing.

Thus, all that remains is to provide a solution for array packing. To begin, for each cell of the array, there should be one segment covering only that cell. Otherwise, there is no way to compete with an adversary that puts 1 on that cell and 0 on the other cells and uses that cell for the chosen



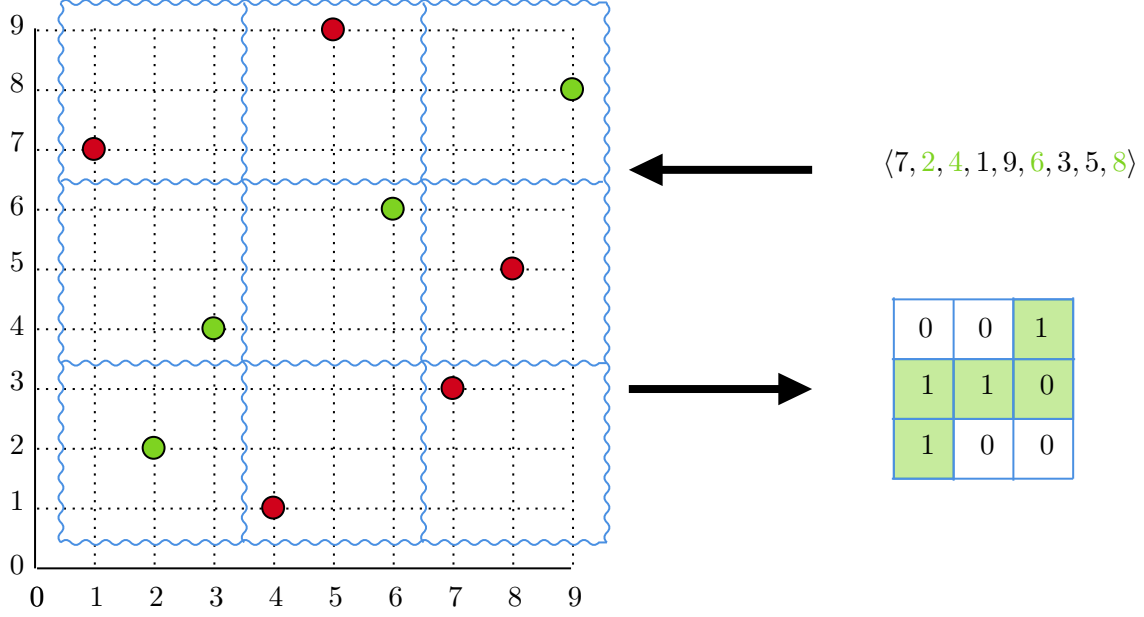


Figure 3: An array  $\langle 7, 2, 4, 1, 9, 6, 3, 5, 8 \rangle$  is mapped to the 2D plane. An LIS is shown by green points. The plane is divided into a  $3 \times 3$  grid. The number on each cell is the equal to the contribution of that cell to the LIS. The score of the grid is equal to the LIS of the array. The score of the grid is made by the path colored in green.

interval. Thus,  $m$  segments of length 1 for the  $m$  cells of the array is an inevitable part of any solution. A first idea to extend this construction is to put segments of length 2 on every other cell of the array, giving  $m/2$  segments covering all of the array cells, and continuing further, for any  $1 \leq i \leq \log m$ , we use  $m/2^i$  segments of length  $2^i$  to cover all cells of the array. While with this construction at most  $\log m$  segments cover each cell, the best guarantee that we can expect for such a solution in terms of score is a  $1/\Omega(\log m)$  fraction of the score of each interval. That is, such a solution is only  $(O(\log m), O(\log m))$ -approximate.

To improve the approximation factor to a constant, we make  $m^\kappa$  copies of each set of segments. Roughly speaking, for segments of length  $2^i$  we make  $m^\kappa$  copies by right shifting the segments by  $2^i/m^\kappa$  cells each time (see Section 4 for more details about this construction and edges cases such as when  $2^i < m^\kappa$ ). This clearly adds a multiplicative overhead of  $m^\kappa$  for the number of segments covering each cell. However, as we show in Section 4 it improves the second parameter of the approximation guarantee down to  $O(1/\kappa)$  from  $O(\log m)$ .

**Theorem 6**, [restated informally]. *For any  $0 < \kappa < 1$ , the grid packing problem on an  $m \times m$  grid admits an  $(O(m^\kappa), O(1/\kappa))$ -approximate solution.*

Grid packing is a very strong tool for approximating LIS. For example, consider an array  $a$  of length  $n$  for which we wish to design a block-based dynamic algorithm for LIS. We fix a constant  $0 < \kappa < 1$  and set  $f(n) = \tilde{O}(n^{1+\kappa})$ . Let  $m = n^{1/3}$  be the size of the grid we construct for this array. The horizontal thresholds are set in a way that separate the elements into  $m$  different pieces each containing roughly  $n/m$  elements. That is, the first threshold is the value of the  $n/m$ 'th element of the array after sorting the numbers and so on. The vertical thresholds are set to divide the

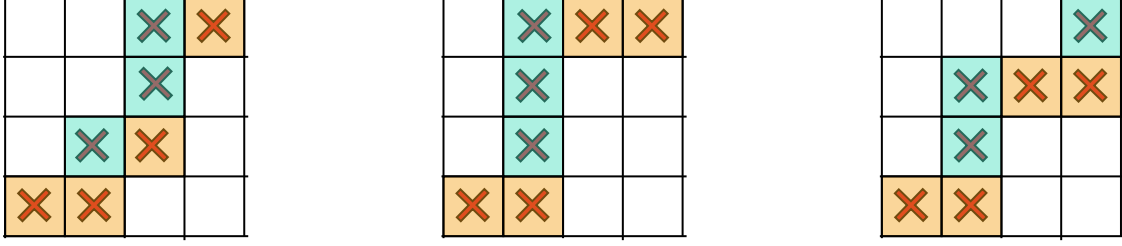


Figure 4: Each path from bottom-left to top-right is divided into disjoint row-intervals or column-intervals. Row intervals are shown with orange and column intervals are shown with blue. All row intervals are non-conflicting and all column-intervals are also non-conflicting.

elements into  $m$  different parts each containing  $n/m$  elements. That is, the first part contains the first  $n/m$  elements of the array and so on. This way, each element of the array corresponds to one unique cell of the grid.

The most important property of this division is that every row or every column of the grid contains at most  $n/m$  elements. This property is asymptotically maintained for the next  $g(n) = n^{2/3}$  operations for which the block-based algorithm is responsible. Obviously, this guarantee also holds for the segments. We solve the problem in the following way: first we make a solution for grid packing of size  $m \times m$ . For each segment, we make a separate instance of the dynamic LIS problem that solves the problem for the elements covered by that segment. Initially, we use the naive algorithm that computes LIS from scratch every time an operation arrives. However, since each segment corresponds to at most  $O(n/m)$  elements, the worst-case update time for each segment is  $\tilde{O}(n/m)$ . Moreover, each cell is covered by at most  $\tilde{O}(m^\kappa)$  segments which means each operation modifies at most  $\tilde{O}(m^\kappa)$  segments. Thus, the total update time is  $\tilde{O}(m^\kappa n/m) = \tilde{O}(n^{2/3+\kappa})$ . In order to approximate the size of the LIS, every time we run a DP on the segments to find a set of non-conflicting segments whose total size of LIS is maximized. Notice that the LIS of each segment is available in time  $O(1)$  (since after each update we store the size of the solution for each segment), and DP takes time  $\tilde{O}(m^{2+\kappa})$  which is basically the total number of segments we have. This is obviously a lower bound on the actual solution size since any partial solution for a non-conflicting set of segments can be combined to obtain a global solution for the union of the elements in all segments. Moreover, the size of the LIS for each segment is definitely an upper bound on the contribution of that segment to the optimal solution. Thus, the solution of the DP is at least an  $\Omega(\kappa)$  fraction of the size of the LIS for the entire array.

One thing to keep in mind is that updating the grid requires a more careful analysis. Since the column divisions are based on the indices of the elements, when we add or remove some elements, some columns may grow wider or thinner. While the grid illustration may make it seem challenging to manage such update operations, the actual implementation is straightforward. We define  $m - 1$  thresholds initially set to factors of  $n/m$ . Every time an element is added or removed, in addition to updating the binary tree data structure tracking the location of each element, we can also update the thresholds separating the grid into subgrids..

Since the preprocessing time is  $\tilde{O}(n^{1+\kappa})$  and we run the algorithm for  $n/m = O(n^{2/3})$  steps and the worst-case update time for each operation is  $\tilde{O}(n^{2/3+\kappa})$ , this block-based algorithm can be turned into a dynamic algorithm for LIS with approximation factor  $O(1/\kappa)$  and worst-case update time  $\tilde{O}(n^{2/3+\kappa})$ . While this is worse than the solution given in Corollary 4 both in terms of the

approximation factor and worst-case update time, this solution can be extended to improve the update time down to  $\tilde{O}(n^\epsilon)$  for any constant  $\epsilon > 0$ . All it takes to improve the update time is to replace the naive LIS algorithm of each segment by the more clever algorithm we explained above. While this comes at the expense of a larger approximation factor, the worst-case update time improves. We show in Section 5 that by setting  $\kappa = \Omega(\epsilon)$  and recursing on this algorithm  $O(1/\epsilon)$  times we obtain a dynamic algorithm for LIS with worst case update time  $\tilde{O}(n^\epsilon)$  and approximation factor  $O((1/\epsilon)^{O(1/\epsilon)})$ .

**Theorem 9**, [restated informally]. *For any constant  $\epsilon > 0$ , there exists an algorithm for dynamic LIS whose worst-case update time is  $\tilde{O}(n^\epsilon)$  and whose approximation factor is  $O((1/\epsilon)^{O(1/\epsilon)})$ .*

It follows from Theorem 9 that after reporting the estimated value of the solution, we can also determine the corresponding sequence in time proportional to its size. More precisely, after using DP to construct a global solution based on partial solutions of the segment, we can find out which segments contribute to such a solution and recursively recover the corresponding increasing subsequences of the relevant segments. To this end, in addition to the DP table which we use for constructing a global solution, we also store which segments contribute to such a solution. This way, the runtime required for determine the corresponding increasing subsequence is proportional to the size of the solution.

**Remark 2.** *After reporting a solution of size  $x$  by our dynamic LIS algorithm, our algorithm is able to report an increasing subsequence of length  $x$  in time  $O_\epsilon(x)$ .*

For the special case of  $\text{LIS}^+$  where only insertion operations are supported, we improve the approximation factor down to  $O(1/\epsilon)$ . Moreover, if one favors the update time over the approximation factor, we show that the update time can be reduced to polylogarithmic if we allow the approximation factor to be  $O(\log n)$ .

### 2.2.1 Another Example: Advisory Help

To illustrate the effectiveness of the grid packing technique, we bring yet another example, this time in the context of streaming algorithms. It has been shown that LIS can be approximated within a factor of  $1 + \epsilon$  in the streaming model with memory  $O(\sqrt{n})$  [17]. Moreover, matching lower bounds are also provided by Gál and Gopalan [14]. They show that it is impossible to beat the  $\Omega(\sqrt{n})$  barrier with any deterministic algorithm that runs in a constant number of rounds and obtains a constant factor approximation. We show that this can be improved with a randomized algorithm that reads the input in a particular order. This notion is called advisory help and has been previously studied [8] to provide graph algorithms in the streaming model.

In such a setting, we design a streaming algorithm but we ask the adversary to give us the input in a particular order. To avoid losing information, elements come in the form  $(i, a_i)$  which specifies both the position and the value of each element. We show that in three rounds we can obtain an  $O(1/\kappa)$  approximation with memory  $\tilde{O}(n^{2/5+\kappa})$ . Roughly speaking, in the first round we sample  $m = n^{1/5}$  elements from the array and we set horizontal lines of the grid based on their values. Vertical lines just evenly divide the elements based on their indices into portions of size  $n/m$ .

In the second round, we ask the adversary to give us the elements of the array but in the row order (shown in Figure 5). In this round, we compute the solution for horizontal segments. Each segment contains at most  $\tilde{O}(n/m) = \tilde{O}(n^{4/5})$  element with high probability and therefore using

21	22	23	24	25
16	17	18	19	20
11	12	13	14	15
6	7	8	9	10
1	2	3	4	5

5	10	15	20	25
4	9	14	19	24
3	8	13	18	23
2	7	12	17	22
1	6	11	16	21

Figure 5: Order of the ways that the elements of the array are given to us are shown in this figure. Figure on the left shows the order of elements in the second round and the figure on the right shows the order of the element in the third round.

the algorithm of [17] we can approximate its LIS within factor  $1 + \epsilon$  with memory  $\tilde{O}(n^{2/5})$ . Since each cell is covered by at most  $\tilde{O}(m^\kappa)$  segments, at each step we solve the problem for at most  $\tilde{O}(m^\kappa)$  segments simultaneously which adds an overhead of  $\tilde{O}(m^\kappa) = \tilde{O}(n^\kappa)$  to the memory of the algorithm. Thus the overall memory is bounded by  $\tilde{O}(n^{2/5+\kappa})$ . The third round solves the problem for vertical segments similar to the horizontal ones. The only difference is that this time we ask the adversary to give us the elements in the column order. Once all the solutions for all segments are available, we run a DP with memory  $\tilde{O}(m^{2+\kappa}) = \tilde{O}(n^{2/5+\kappa})$  to approximate the final solution size. Notice that this solution is not refuted by the impossibility result of [17] since it both uses randomization and extra help from the adversary. In order for the adversary to provide us the array elements in this particular order, she may need to sort the numbers based on their values. However, sorting does not overly simplify the problem. Computing the LIS of an array is equally hard if the elements are given in the sorted order!

### 2.3 Distance to Monotonicity

Additionally, we present a dynamic algorithm for DTM. Distance to monotonicity seems to be more tractable than LIS since previous work obtain much more efficient algorithms for DTM than LIS [2, 17, 29]. In particular, there are several known techniques for approximating DTM within a constant factor. As an example, one can model the problem with a graph containing  $n$  vertices each corresponding to an element. There is an edge between two vertices, if the corresponding elements are not increasing. While in this interpretation, LIS is equivalent to the largest independent set of the graph, DTM translates to vertex cover which can be approximated within a factor of 2 by maintaining a maximal matching. As part of our algorithm, we show that such a maximal matching can be maintained with worst-case update time  $O(\log^2 n)$  which yields a dynamic algorithm for DTM with approximation factor 2 and worst-case update time  $O(\log^2 n)$ .

However, we further strengthen this result by improving the approximation factor down to  $1 + \epsilon$  while keeping the update time intact. The heart of our improvement is based on an exact algorithm for computing DTM when an approximate solution is available. We show in Section 6 that given random access to the elements of an array  $a$  of size  $n$  and a constant approximate solution of size  $k$  for the array, one can compute an exact solution for DTM in time  $O(k \log n)$ . Just knowing the size of the approximate solution does not suffice here; our algorithm requires random access to the elements of the approximate solution as well.

**Lemma 11**, [restated informally]. *Let  $a$  be an array of length  $n$  and  $S$  be a set of  $k$  elements whose removal from  $a$  makes  $a$  increasing. One can compute the distance to monotonicity of  $a$  in time  $O(k \log n)$ .*

The above algorithm, in addition to the 2-approximate solution, yields a  $1 + \epsilon$  approximation block-based algorithm for DTM. Starting from an array  $a$  and provided access to a 2-approximate solution, we set  $f(a) = \tilde{O}(k)$  where  $k$  is the size of the approximate solution. Here,  $f, g$ , and  $h$  do not depend on  $n$  since the runtimes depend on the solution size. See Section 3 for more information. Moreover,  $g(a) = k\epsilon/2$  and  $h(a) = O(1)$ . After computing an exact solution via the algorithm of Lemma 11 in the preprocessing phase, we keep reporting  $d + i$  as an estimate for DTM for the  $i$ 'th operation where  $d$  is the solution for the initial array. The block-based algorithm then can be used to obtain a dynamic algorithm with worst-case update time  $O(\log^2 n)$ .

**Theorem 14**, [restated informally]. *For any constant  $\epsilon > 0$ , there exists an algorithm for dynamic DTM whose worst-case update time is  $O(\log^2 n)$  and whose approximation factor is  $1 + \epsilon$ .*

Although our method is simple, it has a nice implication for classic algorithms. We show that using Lemma 11, we can approximate DTM in time  $O(n)$  within an approximation factor  $1 + \epsilon$  (a log is shaved from the runtime by incurring a factor  $1 + \epsilon$  to the approximation guarantee). This result is tight in two ways: i) Any constant factor approximation algorithm for DTM has to make at least  $\Omega(n)$  value queries to the elements of the array to solve the case that the solution is either 0 or 1. ii) Any exact solution which is comparison based or based on algebraic decisions trees has a runtime of at least  $\Omega(n \log n)$  [13, 31].

To achieve this, we first compute a 2-approximate solution for DTM in time  $O(n)$  (see Section C for more details). If the size of the solution is smaller than  $\sqrt{n}$ , we use the algorithm of Lemma 11 to obtain an exact solution in linear time. Otherwise, we use the algorithm of [29] to obtain a  $1 + \epsilon$  approximate solution in time  $O(n)^3$ .

---

<sup>3</sup>The runtime of the algorithm given in [29] is  $\tilde{O}(n/d + \sqrt{n})$  when the solution size is lower bounded by  $d$ .

### 3 From Amortized Update Time to Worst Case Update Time

The goal of this section is to show a reduction that simplifies the problem with respect to worst-case time constraints. Ultimately, in our algorithms, we prove that the update time of each operation is bounded in the worst case. However, it is more convenient to allow for larger update times in some cases, while keeping a bounded amortized update time. In this section, we prove that if our algorithms adhere to a certain structure, then worst-case update time reduces to amortized update time. Later in the section, we present a motivating example to show how the reduction enables us to simplify the proofs. In our example, we seek to design a  $1 + \epsilon$  approximation algorithm for dynamic LIS with worst-case update time  $\tilde{O}(\sqrt{n})$ .

In our framework, we start with an array  $a$  of size  $n$  and our algorithm is allowed to make a preprocessing of time  $f(a)$ . For the next  $g(a)$  steps, the processing time of each operation is bounded by  $h(a)$  in the worst case. After  $g(a)$  steps, our algorithm is no longer responsible for the operations and terminates. We refer to such an algorithm as *block-based*. Note  $f(a)$ ,  $g(a)$ , and  $h(a)$  are not necessarily determined based only on the size  $n$  of the array  $a$ . For example, in the algorithm of Section 6, the values of these functions are proportional to the solution size for  $a$ , not  $n$ . However, when these functions are only dependent on  $n$ , we may drop  $a$  in the notation and use  $n$  instead. Functions  $f, g$ , and  $h$  should meet one important property: after applying  $g(a)$  arbitrary operations to an array  $a$  and obtaining a new array  $a'$ ,  $f(a'), g(a')$  and  $h(a')$  should not change asymptotically. More specifically, although the reduction holds when the values are within any constant factor, we assume  $1/2 \leq f(a)/f(a'), g(a)/g(a'), h(a)/h(a') \leq 2$ . We call this property *relativity*. We also assume without loss of generality that  $f, g$ , and  $h$  are always lower bounded by a constant (say 20) and when the array size is constant, so are the values for  $f(a), g(a)$ , and  $h(a)$ .

We show in the following that a block-based algorithm  $\mathcal{A}$  for LIS or DTM with identifiers  $\langle f, g, h \rangle$  can be used as a black box to obtain a dynamic algorithm  $\mathcal{A}'$  with worst-case update time  $O(\max\{h(a), f(a)/g(a)\})$ . The approximation factor of the algorithm is preserved in this reduction. To show a use case of this technique, we provide a simple analysis of a  $(1 + \epsilon)$ -approximate dynamic algorithm for LIS with worst-case update time  $\tilde{O}(\sqrt{n})$ .

**Lemma 2.** *Let  $\mathcal{A}$  be a block-based algorithm with preprocessing time  $f(a)$  that approximates dynamic LIS or dynamic DTM for up to  $g(a)$  many steps with worst-case update time  $h(a)$ . If  $\langle f, g, h \rangle$  satisfies relativity then there exists a dynamic algorithm  $\mathcal{A}'$  for the same problem whose worst-case update time is bounded by  $O(\max\{h(a), f(a)/g(a)\})$  and whose approximation factor is the same as  $\mathcal{A}$ .*

*Proof.* Figure 6 gives a pictorial depiction of the proof idea. We construct an algorithm  $\mathcal{A}'$  in the following way:  $\mathcal{A}'$  uses algorithm  $\mathcal{A}$  repeatedly. To distinguish between multiple instances of  $\mathcal{A}$ , we add subscripts; the first time we use algorithm  $\mathcal{A}$  we call it  $\mathcal{B}_1$ . Every  $\mathcal{B}_i$  is basically a copy of the block-based algorithm  $\mathcal{A}$  which is modified slightly to execute the preprocessing part in multiple steps. We begin with using our block-based algorithm  $\mathcal{B}_1$  at step 1. At this point we call the initial array (which is empty)  $a^{(1)}$ . Since the size of the array is constant, so is the preprocessing time and therefore we can ignore it when bounding the time complexity. For  $g(a^{(1)})$  many steps, we use algorithm  $\mathcal{B}_1$  to preserve an approximate solution and from then on, we use a separate algorithm for the rest of the operations, namely  $\mathcal{B}_2$ . The construction of  $\mathcal{B}_2$  is given below:

When  $\mathcal{B}_1$  has gone 9/10 of the way and is only responsible for  $g(a^{(1)})/10$  more operations, we initiate algorithm  $\mathcal{B}_2$ . Let  $a^{(2)}$  be the array at this point.  $\mathcal{B}_2$  needs to run the preprocessing step which requires  $f(a^{(2)})$  many operations. This may not be possible in a single step, therefore,

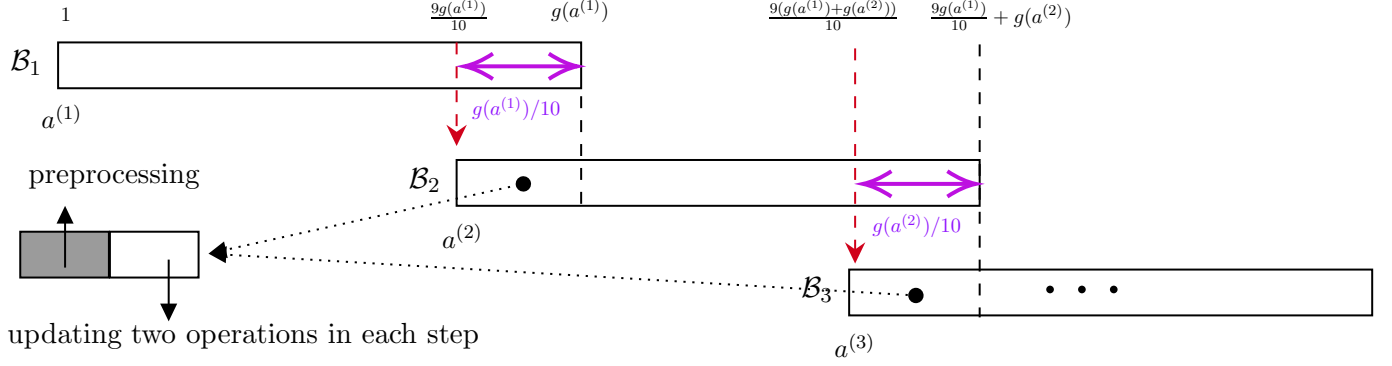


Figure 6: The reduction is shown in this figure.

we break the computation into  $g(a^{(1)})/20$  pieces and execute each piece in the next  $g(a^{(1)})/20$  steps. Moreover, in the next  $g(a^{(1)})/20$  steps operations that arrive after the construction of  $\mathcal{B}_2$  are processed: two operations in each step. While this is happening, algorithm  $\mathcal{B}_1$  processes the operations and updates the solution size. When we reach  $g(a^{(1)})/10$  many steps after the construction of  $\mathcal{B}_2$ , algorithm  $\mathcal{B}_2$  has already finished the preprocessing and all the operations that have arrived so far are applied to it. This is exactly the time that  $\mathcal{B}_1$  terminates, and from then on, we use algorithm  $\mathcal{B}_2$  to process each operation.

Similarly,  $\mathcal{B}_3$  is constructed when  $\mathcal{B}_2$  has applied  $g(a^{(2)})9/10$  operations. This construction goes on as long as operations arrive.

The correctness of  $\mathcal{A}'$  follows from that of  $\mathcal{A}$ . Therefore, any approximation factor that  $\mathcal{A}$  guarantees for us also carries over to  $\mathcal{A}'$ . For the update time, the construction guarantees that at every time, at most two instances of algorithm  $\mathcal{A}$  are active. At every step, in each algorithm, we either perform an operation or we are initializing the algorithm in which case the update time is bounded by  $O(\max\{f(a)/g(a), h(a)\})$ .

One thing to keep in mind in the above argument is that because of relativity the value of functions  $f, g$ , and  $h$  remain asymptotically the same during two consecutive runs of algorithm  $\mathcal{A}$ . Thus,  $g(a)$  is within a constant factor for two consecutive runs of  $\mathcal{A}$  and therefore  $f(a^{(i)})/g(a^{(i-1)})$  is asymptotically the same as  $f(a^{(i)})/g(a^{(i)})$ .  $\square$

We emphasize that there is a constant-factor overhead in the update-time of the reduction which is hidden in the  $O$  notation.

To illustrate the effectiveness of our reduction, we bring a motivating example to show how it simplifies the design of dynamic algorithms for LIS.

### 3.1 Warm Up: Block-based Algorithm for LIS

The reduction of Section 3 gives us a very convenient framework to design dynamic algorithms for LIS and DTM. Here we bring a simple block-based algorithm for dynamic LIS with approximation factor  $1 + \epsilon$  that results in an algorithm with the same approximation factor and worst-case update time  $\tilde{O}(\sqrt{n})$ .

Since in the following, functions  $f, g$ , and  $h$  only depend on the size of the array in this case, we write them in terms of  $n$ .

**Lemma 3.** *For any  $\epsilon > 0$ , there exists a block-based algorithm for LIS with approximation factor  $1 + \epsilon$ , preprocessing time  $f(n) = \tilde{O}(n)$  and update time  $h(n) = \tilde{O}(\sqrt{n})$  that maintains an approximate solution to LIS for up to  $g(n) = \sqrt{n}$  many operations.*

*Proof.* In the preprocessing phase, we first compute the longest increasing subsequence in time  $\tilde{O}(n)$ . Let the solution size be  $r$ . Based on the value of  $r$ , we consider two different strategies: If  $r$  is already at least  $2\sqrt{n}/\epsilon$ , in the next  $\sqrt{n}$  steps, we do not make any changes to the array and output  $r - i$  after  $i$ 'th operation. Since each operation hurts the solution size by an additive factor of at most 1, our solution is always valid and has approximation factor  $1 + \epsilon$  throughout this process.

Otherwise, we use the algorithm of Chen *et al.* [7] to update the solution in every step. The setup cost for the algorithm of Chen *et al.* [7] is  $\tilde{O}(n)$  which can be executed in the preprocessing step (since this is not explicitly mentioned in [7], we bring more details about their algorithm in Appendix D). Moreover, the solution size is initially upper bounded by  $2\sqrt{n}/\epsilon$  and it can grow to at most  $2\sqrt{n}/\epsilon + \sqrt{n}$  after  $\sqrt{n}$  operations. Therefore, the update time remains  $\tilde{O}(\sqrt{n})$  in the worst case.  $\square$

Based on Lemma 2, a dynamic algorithm for LIS can be implemented with worst-case update time  $\tilde{O}(\sqrt{n})$  and approximation factor  $1 + \epsilon$ .

**Theorem 4.** *[a corollary of Lemmas 2 and 3] For any constant  $\epsilon > 0$ , there exists a dynamic algorithm for LIS with approximation factor  $1 + \epsilon$  and update time  $\tilde{O}(\sqrt{n})$  in the worst case.*



## 4 Grid Packing

This section is dedicated to a combinatorial problem which we call *grid packing*. Definitions are given in Section 2 but for the sake of completeness we restate them here. In this problem, we have a table of size  $m \times m$ . Our goal is to introduce a number of segments on the table. Each segment either covers a consecutive set of cells in a row or in a column. A segment  $A$  *precedes* a segment  $B$  if **every** cell of  $A$  is strictly higher than every cell of  $B$  and also **every** cell of  $A$  is strictly to the right of every cell of  $B$ . Two segments are *non-conflicting*, if one of them precedes the other one. Otherwise, we call them *conflicting*. The segments we introduce can overlap and there is no restriction on the number of segments or the length of each segment. However, we would like to minimize the maximum number of segments that cover each cell.

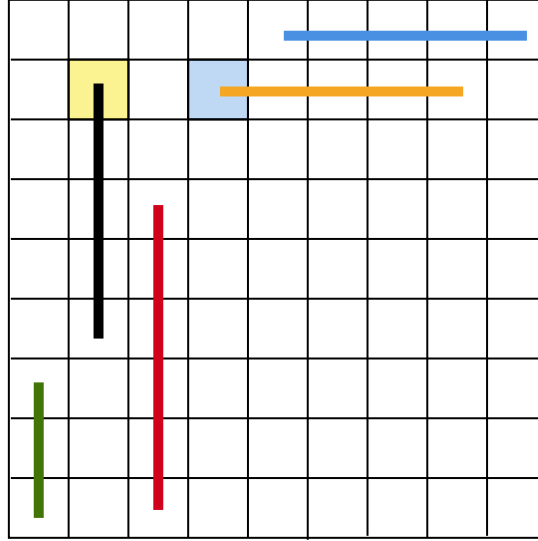


Figure 7: Segments are shown on the grid. The pair (black, orange) is conflicting since the yellow cell (covered by the black segment) is on the same row as the blue cell (covered by the orange segment). The following pairs are non-conflicting: (green, black), (green, orange), (green, blue), (red, orange), (red, blue), (black, blue).

After we choose the segments, an adversary puts a non-negative number on each cell of the grid. The score of a subset of cells of the table would be the sum of their values and the overall score of the table is the maximum score of a path of length  $2m - 1$  from the bottom left corner to the top right corner. In such a path, we always either move up or to the right.

The score of a segment is the sum of the numbers on the cells it covers. We obtain the maximum sum of the scores of a non-conflicting set of segments. The score of the table is an upper bound of on the score of any set of non-conflicting segments. We would like to choose segments so that the ratio of the score of the table and our score is bounded by a constant, no matter how the adversary puts the numbers on the table. More precisely, we call a solution  $(\alpha, \beta)$ -approximate, if at most  $\alpha$  segments cover each cell and it guarantees a  $1/\beta$  fraction of the score of the table for us for any assignment of numbers to the table cells.

In this section, we prove the following theorem: For any grid  $m \times m$  and any  $0 < \kappa < 1$ , there exists a grid packing with guarantee  $(O(m^\kappa \log m), O(1/\kappa))$ . That is, each cell is covered by at

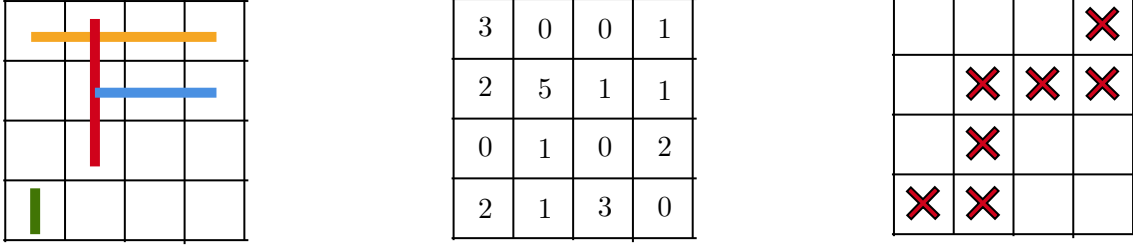


Figure 8: After we introduce the segments (left figure), the adversary puts the numbers on the table (middle figure). In this case, the score of the table is equal to 12 (via the path depicted on the right figure), and our score is equal to 9 obtained from two non-conflicting segments green and blue.

most  $O(m^\kappa \log m)$  segments and the ratio of the table's score over our score is bounded by  $O(1/\kappa)$  in the worst case. This solution is constructive and our proof also gives us the segments.

#### 4.1 Array Packing

We first consider a useful sub-problem, array packing. Array packing is a one-dimensional variant of grid packing, where we have an array of size  $m$  and we choose segments of consecutive cells in this array. Again segments can overlap and there is no constraint on the number or size of the segments; after we fix the segments an adversary puts non-negative numbers on the array cells; and the score of a subset of the array cells would be the sum of their values. Here we call a solution  $(\alpha, \beta)$ -approximate if no more than  $\alpha$  segments cover each cell and for any interval  $[x, y]$  of the array, there exists a segment which completely lies in this interval with a score is at least a  $1/\beta$  fraction of the overall score of the interval.



Figure 9: A  $(3, 5)$ -approximate solution is shown for an array packing problem of size 10. Blue segments cover three consecutive cells, red segments cover two consecutive cells and each black segment covers a single cell. Each cell is covered by at most 3 segments. Also, one can prove that no matter how the adversary puts the numbers on the array, for any interval, there is a segment completely in that interval whose score is at least  $1/5$  of the score of that interval.

Here we show that when the array size is  $m$ , for any  $0 < \kappa < 1$ , there exists a solution for array packing with approximation guarantee  $(O(m^\kappa \log m), O(1/\kappa))$ . We then use this in a solution for grid packing.

We construct two sets of segments in the following way: let  $d$  be the largest power of 2 such that  $d^2 \leq m^\kappa$ . In the first set, for any  $1 \leq i \leq d$  and any  $1 \leq j \leq m - i + 1$  we introduce a segment starting from cell  $j$  and ending at cell  $i + j - 1$ .

In the second set, for any integer  $0 \leq i \leq \log m$  and any  $j$  divisible by  $2^i$  such that  $j + d2^i - 1 \leq m$ , we introduce a segment that spans the interval  $[j, j + d2^i - 1]$ .

**Lemma 5.** *For any  $m \geq 1$  and any  $0 < \kappa < 1$  there exists a solution for the array packing problem*

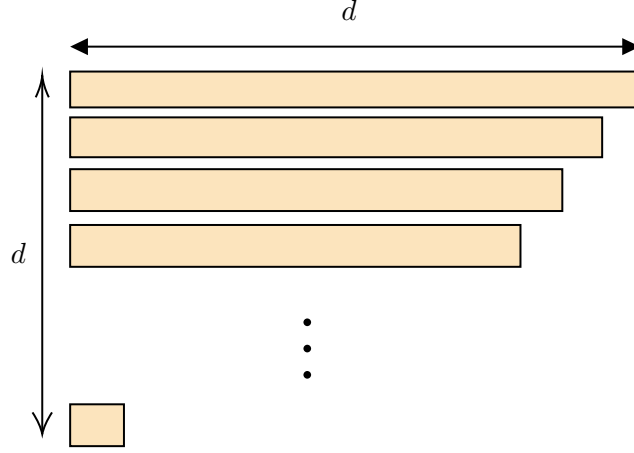


Figure 10: In the first set, from each cell we introduce  $d$  segments with lengths  $1, 2, \dots, d$ .

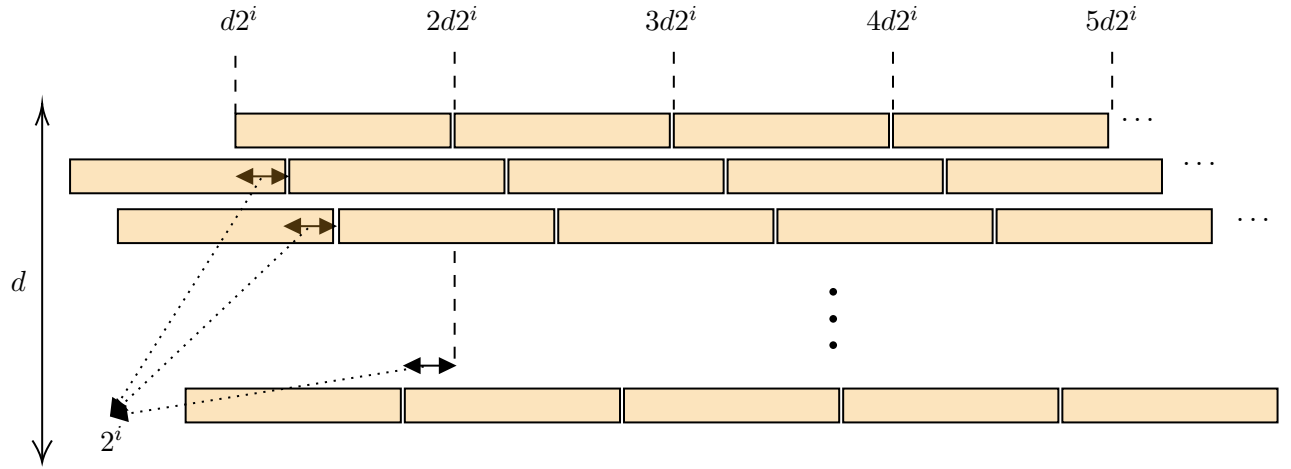


Figure 11: In the second set, for each  $i$ , there is a segment of length  $d2^i$  starting from any cell whose starting point is divisible by  $2^i$ . The distance between consecutive segments is  $2^i$ .

of size  $m$  with approximation guarantee

$$(O(m^\kappa \log m), O(1/\kappa)).$$

*Proof.* The solution is the union of the two sets of segments described above. The key to showing it gives the required approximation is the following: For each interval  $[x, y]$  we can cover the entire interval with  $O(1/\kappa)$  segments that completely lie in the interval  $[x, y]$ . Therefore, no matter how the adversary puts the numbers on the cells, the summation of the scores for such segments is at least as much as the score of interval  $[x, y]$  and thus one of those segments has an  $\Omega(\kappa)$  fraction of the score of interval  $[x, y]$ . To show this, we cover the cells of the intervals in the following way.

If  $y - x < d$ , then we can cover the entire interval with a single segment (of the first type) and the proof is trivial. Otherwise, we only use the segments of the second type in our covering. Let  $q$  be the size of the largest segment that completely lies in the interval  $[x, y]$ .

We start with an empty set  $S_\ell$  and a pointer  $p_\ell$  initially equal to  $x$ . Each time we find a segment

that starts in the range  $[x, p_\ell]$  and ends in the range  $[x, y]$ . If many such segments exist, we choose the one with the right-most ending point and in case of a tie, we break the tie arbitrarily. We add the new segment to  $S_\ell$  and continue the process by increasing  $p_\ell$  to the cell right after the new segment ends. We continue this process so long as  $p_\ell - x < q/d$ .

We repeat the same process but this time starting from  $p_r = y$  and proceeding backwards. Initially we set  $S_r$  to be an empty set. Every time, we find a segment that ends in range  $[p_r, y]$  and starts in range  $[x, y]$ . Similarly, when multiple options are available, we choose the one whose starting point is the smallest. We add the new segment to  $S_r$  and update  $p_r$  to be the right-most cell not covered by the new segment. We terminate this process when  $y - p_r \geq q/d$ .

Obviously segments in  $S_\ell \cup S_r$  cover both intervals  $[x, p_\ell - 1]$  and  $[p_r + 1, y]$ . If  $p_r < p_\ell$  then the entire interval  $[x, y]$  is covered. Otherwise, we can add two more segments of size  $q$  to fill the gap. More precisely, we add the left-most and right-most segments of length  $q$  that lie completely in the interval  $[x, y]$ . The analysis is based on the following property of our construction: the distance between consecutive segments of length  $q$  is bounded by  $q/d$ . Thus, after putting such segments on the interval  $[x, y]$ , each cell is covered except the ones whose distance to one of the end points is smaller than  $q/d$ . However, segments of sets  $S_\ell$  and  $S_r$  cover those cells.

We show that  $|S_\ell|, |S_r| \leq O(1/\kappa)$ . To this end, we prove that every time we add a new segment to  $S_\ell$ , the size of the new segment is at least  $d$  times larger than the size of the previous segment we added to  $S_\ell$ . The reason is the following: let  $l$  be the length of the segment we add to  $S_\ell$  at some point. This means that after adding this segment to  $S_\ell$  we have  $p_\ell \geq x + l$ .  $l$  is a power of 2 since we only use the segments of the second type. Moreover, one cell in this range is divisible by  $l$  which means that it is the starting point of another segment of length  $dl$ . Thus the next segment that we add to  $S_\ell$  has a length at least  $dl$  which is  $d$  times larger than the current one. Therefore, the size of  $|S_\ell|$  is bounded by  $\log_d m = O(1/\kappa)$ . The same also holds for  $S_r$ .

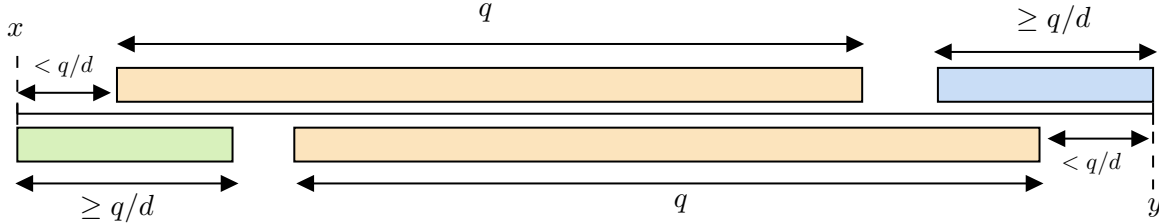


Figure 12: Green parts are covered with segments in  $S_\ell$  and blue parts are covered by segments in  $S_r$ . Two segments of length  $q$  cover the rest of the elements.

All that remains is to show that each cell of the array is covered by at most  $O(m^\kappa \log m)$  different segments. In the first set, the length of each segment is bounded by  $d$  and therefore there are at most  $d^2$  different combinations for the starting and ending cells of the intervals that cover a particular cell. Since  $d^2 \leq m^\kappa$ , this guarantee is met by the first set of segments. For the second set, notice that there are at most  $O(\log m)$  distinct segment sizes. Moreover, each cell is covered by at most  $d$  segments of a particular size. Thus, each cell is covered by at most  $O(d \log m)$  different segments of the second set which is bounded by  $O(m^\kappa \log m)$ .

□

## 4.2 An $(O(m^\kappa \log m), O(1/\kappa))$ -approximate Solution for Grid Packing

We provide a reduction from grid packing to array packing. The intuition behind the reduction is given below: Let us fix a path from the bottom-left to the top-right of the array. We can divide the cells of the path into some disjoint vertical and horizontal intervals as show in Figure 13. In this decomposition, all the row-intervals are non-conflicting and all the column-intervals are also non-conflicting (row-intervals and column-intervals may be conflicting).

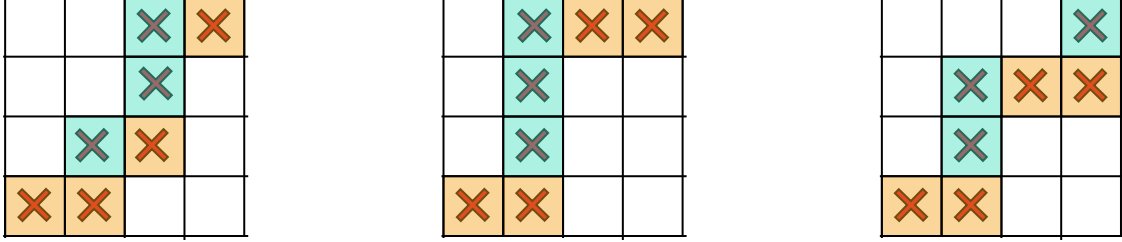


Figure 13: Each path from bottom-left to top-right is divided into disjoint row-intervals or column-intervals. Row intervals are shown with orange and column intervals are shown with blue. All row intervals are non-conflicting and all column-intervals are also non-conflicting.

For any path and any combination of numbers on the cells of the path, either the sum of the numbers on the row-intervals or the sum of numbers on the column intervals is at least a  $1/2$  fraction of the total sum of the numbers on the path. Based on this, we can reduce grid packing to array packing in the following way.

**Theorem 6.** *For any  $0 < \kappa < 1$ , the grid packing problem on an  $m \times m$  grid admits an  $(O(m^\kappa \log m), O(1/\kappa))$ -approximate solution.*

*Proof.* We treat every row and every column of the grid as an array of length  $m$  and construct an  $(O(m^\kappa \log m), O(1/\kappa))$ -approximate solution of the array packing problem for that row or column (Lemma 5). With this construction, every cell is covered by at most  $O(m^\kappa \log m)$  segments, because every cell is covered by at most  $O(m^\kappa \log m)$  horizontal segments and every cell is covered by at most  $O(m^\kappa \log m)$  vertical segments, so the total number of segments covering each cell is bounded by  $O(m^\kappa \log m)$ .

After the adversary puts the numbers on the cells of the grid, the score of the grid equals the largest score of a path of the length  $2m - 1$  that starts from the bottom left corner and moves to the top right corner. As mentioned previously, we can divide the cells of such a path into non-conflicting row intervals and non-conflicting column intervals. The score of either the row intervals or column intervals is at least half the score of this path. Let it be the row intervals without loss of generality. By Lemma 5, there is one segment in each row that approximates the score of the corresponding interval within a factor  $O(1/\kappa)$  and fits completely within that interval. Since all the row-intervals are non-conflicting, these segments are non-conflicting, and the score of those segments is at least an  $O(1/\kappa)$  fraction of the score of the row intervals, which is at least  $1/2$  of the score of the grid. This completes the proof.  $\square$

## 5 Constant Factor Approximation for LIS with Update Time $\tilde{O}(n^\epsilon)$

In this section, we show that for any constant  $\epsilon > 0$ , there is a dynamic algorithm for LIS that loses only a constant factor in the approximation (where the constant depends on  $\epsilon$ ) and guarantees an update time bounded by  $\tilde{O}(n^\epsilon)$ . Our algorithm is based on the grid packing technique explained in Section 4.

We begin by explaining a simple algorithm for dynamic LIS where the approximation factor is constant and the update time is close to  $\tilde{O}(n^{2/3})$ . This result is weaker than what we give in Section 3 both in terms of update time and approximation factor, but we show this new technique can be extended to obtain the result for any  $\epsilon > 0$  above.

We remind the reader that an exact algorithm with worst-case update time  $\tilde{O}(n)$  is trivial; we compute the LIS from the scratch after each operation arrives. We call this algorithm  $\mathcal{A}'_0$ <sup>4</sup>. From  $\mathcal{A}'_0$ , we make a block-based algorithm  $\mathcal{A}_1$  and then turn it into an algorithm  $\mathcal{A}'_1$  with worst-case update time  $\tilde{O}(n^{2/3+\kappa})$  for a small enough  $\kappa > 0$ .

In our block-based algorithm, we begin by an array  $a$  of length  $n$ . Map the elements of  $a$  onto the 2D plane by creating a point  $(i, a_i)$  for every element of the array. Recall that we assume the elements are distinct but there is no bound on their values. Define  $m = n^{1/3}$  and construct a grid in the following way: draw  $m - 1$  horizontal lines that divide the plane into parts of as equal size as possible with respect to the number of points included in each part. If  $n$  is not divisible by  $m$ , some parts may have one more point than other parts. Similarly, we draw  $m - 1$  vertical lines that separate the plane into  $m$  parts each having either  $\lfloor n/m \rfloor$  or  $\lceil n/m \rceil$  points. This gives an  $m$  by  $m$  grid, with each grid cell corresponding to a “rectangle” in the 2D plane.

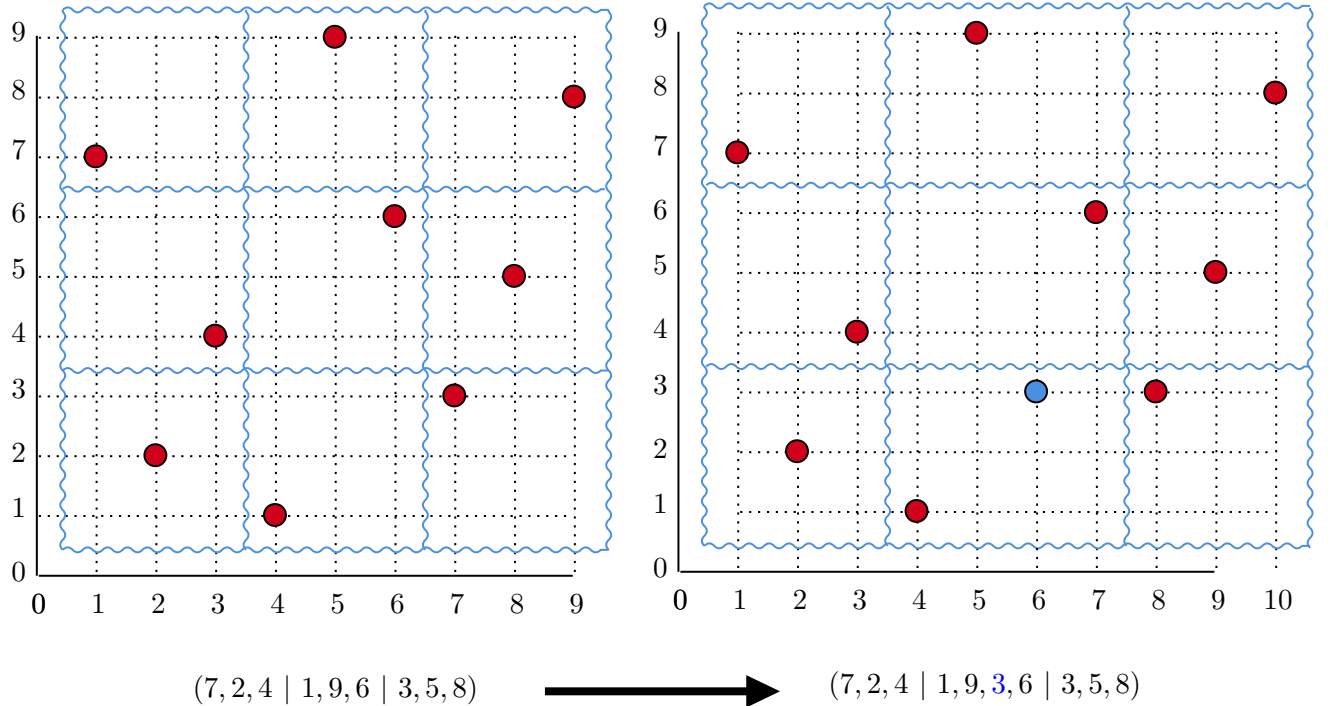


Figure 14: An example for adding an element to the array.

<sup>4</sup>It will be clear to the reader later in the section why we use such an unconventional notation for this algorithm.

Our block-based algorithm works in the following way: fix a  $0 < \kappa < 1$  and construct a grid packing solution with approximation  $(O(m^\kappa \log m), O(1/\kappa))$  for the  $m$  by  $m$  grid. Each element of the array lies in exactly one cell of the grid and corresponds to all segments that cover that cell. Next for each segment in the solution of grid packing, we construct a separate instance of the LIS problem that maintains a solution for the LIS of the corresponding elements.

Each time an operation arrives, we update the solution for the corresponding segments. Let us be more specific about this. Initially,  $m - 1$  vertical lines divide the array into chunks of size roughly  $n/m$ . As operations arrive, the elements are shifted to the left or to the right (their indices are updated). Each vertical line can be thought of as a separator between two consecutive elements that is also shifted to the left or to the right when elements are added or removed. Thus, although the vertical lines move, each element which is inserted or deleted lies between two thresholds and corresponds to a unique column of the grid. The corresponding row is uniquely determined by the horizontal lines (those lines remain unchanged). Thus, every element insertion or deletion affects only one cell of the grid which is covered by a bounded number of segments. When the size of the LIS is desired, we run a dynamic program and find a subset of non-conflicting set of segments whose total solution size is maximized. We show that this gives us approximation factor  $O(1/\kappa)$  for the LIS of the array. Our algorithm is responsible for up to  $g(n) = n^{2/3}$  many operations.

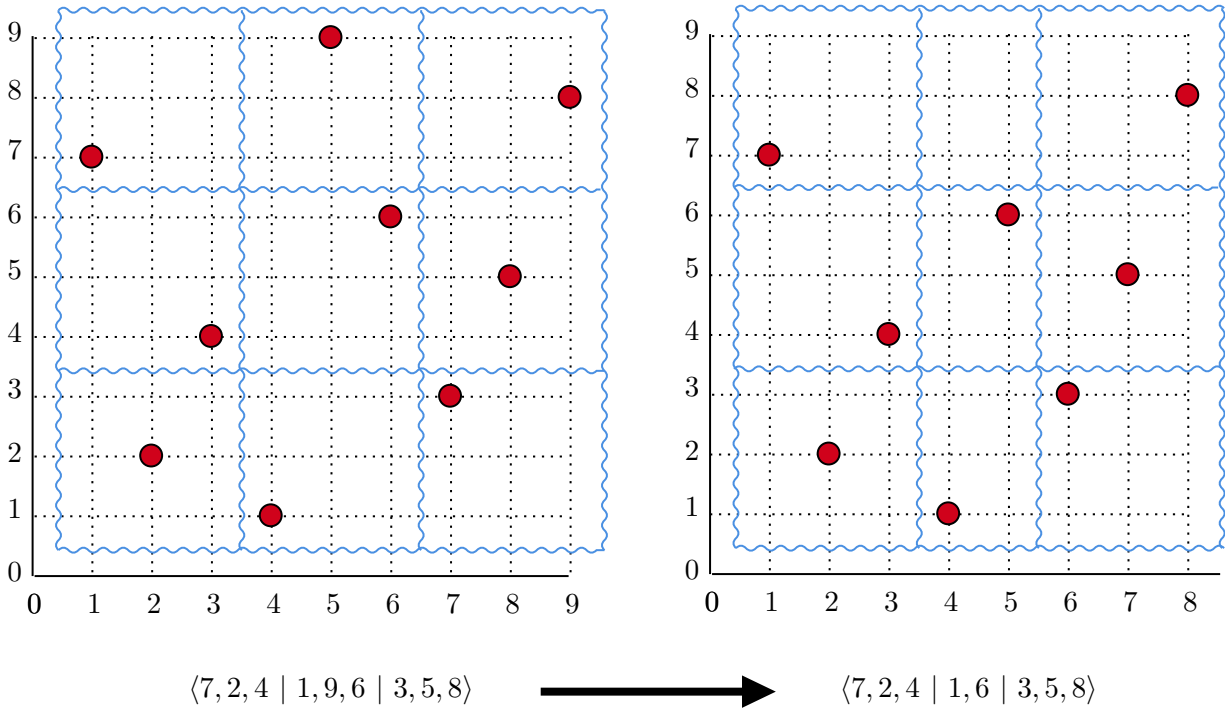


Figure 15: An example for removing an element from the array.

**Lemma 7.** Let  $0 < \kappa < 1$  be an arbitrarily small constant used for the solution of grid packing.  $\mathcal{A}_1$  is a block-based algorithm for dynamic LIS with approximation factor  $O(1/\kappa)$  whose preprocessing time is  $\tilde{O}(n^{1+\kappa})$  and whose update time is  $\tilde{O}(n^{2/3+\kappa})$ . Moreover,  $\mathcal{A}_1$  runs for  $n^{2/3}$  many steps.

*Proof.* We first prove that the preprocessing time of  $\mathcal{A}_1$  is  $\tilde{O}(n^{1+\kappa})$ . It takes time  $\tilde{O}(n)$  to sort the numbers and draw the grid lines. Also, the runtime for constructing the solution for grid packing is

$\tilde{O}(m^{2+\kappa})$ , which is smaller than  $\tilde{O}(n)$ . Every cell of the grid is covered by at most  $\tilde{O}(m^\kappa)$  different segments. We construct a separate LIS instance for every segment. Each grid cell appears in at most  $\tilde{O}(m^\kappa)$  segments. Therefore, every element of the array is included in at most  $\tilde{O}(m^\kappa)$  LIS instances. Thus, the total size of all the instances combined is bounded by  $\tilde{O}(nm^\kappa)$  and thus finding an LIS for each segment takes time  $\tilde{O}(nm^\kappa)$  in total. Since  $m = n^{1/3}$  the preprocessing time is bounded by  $\tilde{O}(n^{1+\kappa/3}) = \tilde{O}(n^{1+\kappa})$ .

The total number of points in every column, or every row of the grid is bounded by  $\lceil n/m \rceil = O(n^{2/3})$ . Thus, the size of the LIS instance for each segment is also bounded by  $O(n^{2/3})$ . Since we run the algorithm for at most  $O(n^{2/3})$  many steps, the sizes of the LIS instances remain bounded by  $O(n^{2/3})$  even if we add more numbers to them in the next  $O(n^{2/3})$  many operations.

When a new operation arrives, this only affects one cell of the grid which we can find using its position and its value. We update all the corresponding segments that cover that cell. Their count is bounded by  $\tilde{O}(m^\kappa) \leq \tilde{O}(n^\kappa)$ . Moreover, each one we can update in time  $\tilde{O}(n^{2/3})$  since the problem size for each segment is bounded by  $O(n^{2/3})$ . Every time the size of the LIS is desired, we run a DP in time  $\tilde{O}(m^{2+\kappa})$  and find a solution that can be constructed using non-conflicting segments. The size of the LIS for each segment is available in time  $O(1)$ . Thus, the runtime for approximating the LIS is bounded by  $\tilde{O}(m^{2+\kappa}) \leq \tilde{O}(n^{2/3+\kappa})$ . Therefore, the update time  $h(n)$  is bounded by  $\tilde{O}(n^{2/3+\kappa})$  for every operation.

For the dynamic program, we define an  $m \times m$  table  $D$  such that  $D[i][j]$  denotes the solution for any subset of non-conflicting segments in the first  $i$  rows and the first  $j$  columns of the grid. Obviously  $D[i][j] \geq D[i-1][j], D[i][j-1]$ . Thus, when computing the value for  $D[i][j]$ , we start by assigning  $\max\{D[i-1][j], D[i][j-1]\}$  to it. Next, for any segment that ends at cell  $(i, j)$ , we update  $D[i][j]$  as

$$D[i][j] = \max\{D[i][j], D[i'-1][j'-1] + w\}$$

where  $(i', j')$  are coordinates of the bottom-left corner of the segment and  $w$  is the length of its LIS. The total runtime of this algorithm is asymptotically equal to the number of segments on the grid.

Finally, we show that this gives us an  $O(1/\kappa)$ -approximate solution for the LIS of the entire array. For any point in time, fix an arbitrary solution of the longest increasing subsequence for the array at that time. Assume that the numbers the adversary puts on the cells of the grid are the contributions of the cells to the fixed longest common subsequence. This way, the score of the grid is exactly equal to the size of the longest increasing subsequence.

In addition to the above, the score of every segment is a lower bound on the LIS of the elements for that segment. Thus, by the guarantee of the grid packing solution, the solution we obtain by appending the solutions of non-conflicting segments is definitely an  $O(1/\kappa)$  approximate solution for the score of the grid which is the size of the solution. Finally, the validity of our solution follows from the fact that since all the segments are non-conflicting, then we can combine their partial solutions and that gives us a valid increasing subsequence.

Keep in mind that when we add elements to or remove elements from the array, the indices of the numbers change. Thus, we need to also update the coordinates of the vertical lines. This can be done similarly to the way we update the indices of the array elements. Therefore, this does not add computational difficulty as all we need to know for each new operation is which column of the grid this operation applies to and which row of the grid is affected by the new operation. Also, for edge cases (when the left most or right most element of a column is removed or added), we have a choice of which column we add the new points to. In any case, the solution we find preserves the approximation.



□

One thing to note about the algorithm of Lemma 7 is that by setting  $\kappa$  arbitrarily close to 0, we can obtain a update time close to  $\tilde{O}(n^{2/3})$ . By Lemma 2, algorithm  $\mathcal{A}_1$  can be turned into an algorithm  $\mathcal{A}'_1$  with the same approximation factor but worst-case update time  $\tilde{O}(n^{2/3+\kappa})$ . Although  $\mathcal{A}'_1$  has an approximation factor of  $O(1/\kappa)$ , its update time is  $\tilde{O}(n^{1/3-\kappa})$  times smaller than that of  $\mathcal{A}'_0$ . Thus, our approach to improve the overall update time is to replace  $\mathcal{A}'_0$  by  $\mathcal{A}'_1$  to obtain a faster (but worse in terms of approximation factor) algorithm.

**Lemma 8** (as a corollary of Lemmas 7 and 2). *For any  $0 < \kappa < 1$ , there exists a dynamic algorithm for LIS with worst case update time  $\tilde{O}(n^{2/3+\kappa})$  and approximation factor  $\tilde{O}(1/\kappa)$ .*

It is not hard to see that one can recurse on the above idea to improve the update time. This comes however, at the expense of a larger approximation factor. We prove in Theorem 9 that, similar to what we did for Lemma 7, one can devise an algorithm with worst-case update time  $\tilde{O}(n^\epsilon)$  with approximation factor  $O((1/\epsilon)^{O(1/\epsilon)})$  for any  $\epsilon > 0$ .

**Theorem 9.** *For any constant  $\epsilon > 0$ , there exists an algorithm for dynamic LIS whose worst-case update time is  $\tilde{O}(n^\epsilon)$  and whose approximation factor is  $O((1/\epsilon)^{O(1/\epsilon)})$ .*

Dynamic algorithm	worst-case update time	approximation factor
$\mathcal{A}'_0$	$\tilde{O}(n)$	1
$\mathcal{A}'_1$	$\tilde{O}(n^{2/3+\kappa})$	$O(1/\kappa)$
$\mathcal{A}'_2$	$\tilde{O}(n^{1/2+\kappa})$	$O(1/\kappa^2)$
$\mathcal{A}'_3$	$\tilde{O}(n^{2/5+\kappa})$	$O(1/\kappa^3)$
$\vdots$	$\vdots$	$\vdots$
$\mathcal{A}'_k$	$\tilde{O}(n^{\frac{2}{k+2}+\kappa})$	$O(1/\kappa)^k$

Table 2: Guarantees of the dynamic solutions are shown in this figure.

block-based algorithm	$m$	$f(n)$	$g(n)$	$h(n)$	approximation factor
$\mathcal{A}_1$	$n^{1/3}$	$\tilde{O}(n^{1+\kappa})$	$n^{2/3}$	$\tilde{O}(n^{2/3+\kappa})$	$O(1/\kappa)$
$\mathcal{A}_2$	$n^{1/4}$	$\tilde{O}(n^{1+\kappa})$	$n^{3/4}$	$\tilde{O}(n^{1/2+\kappa})$	$O(1/\kappa^2)$
$\mathcal{A}_3$	$n^{1/5}$	$\tilde{O}(n^{1+\kappa})$	$n^{4/5}$	$\tilde{O}(n^{2/5+\kappa})$	$O(1/\kappa^3)$
$\vdots$	$\vdots$	$\vdots$	$\vdots$	$\vdots$	$\vdots$
$\mathcal{A}_k$	$n^{\frac{1}{k+2}}$	$\tilde{O}(n^{1+\kappa})$	$n^{\frac{k+1}{k+2}}$	$\tilde{O}(n^{\frac{2}{k+2}+\kappa})$	$O(1/\kappa)^k$

Table 3: Guarantees of the block-based solutions are shown in this figure. We assume that the length of the initial array  $a$  for the block-based algorithm is  $n$ .

*Proof.* The proof is by induction. Let us fix a constant  $0 < \kappa < 1$  that is used for all recursions. For any  $k \geq 1$ , our aim is to design a dynamic algorithm for LIS with approximation factor  $O((1/\kappa)^k)$

and worst-case update time  $\tilde{O}(n^{\frac{2}{k+2}+\kappa})$ . We call such an algorithm  $\mathcal{A}'_k$ . The base case is for  $k = 0$  for which we already know a solution  $\mathcal{A}'_0$ . We also strengthen our hypothesis: If instead of starting from an empty array, we start with an array of length  $n$ , our algorithm needs a preprocessing time of  $\tilde{O}(n^{1+\kappa})$ .

Let us assume that for  $k \geq 1$ ,  $\mathcal{A}'_{k-1}$  with desirable guarantees is available and the goal is to design  $\mathcal{A}'_k$ . To this end, we first make a block-based algorithm  $\mathcal{A}_k$  with the following properties: For an initial array  $a$  of length  $n$ , we set  $f(n) = n^{1+\kappa}$ ,  $g(n) = n^{\frac{k+1}{k+2}}$ , and  $h(n) = \tilde{O}(n^{\frac{k+1}{k+2}+\kappa})$ . Similar to what we did in Lemma 7, we map every element of the initial array  $a$  onto the 2D plane by putting a point  $(i, a_i)$  for every element. We set  $m = n^{\frac{1}{k+2}}$  and divide the plane into an  $m \times m$  grid, such that in each row and in each column there are at most  $\lceil n/m \rceil$  points. Moreover, we construct a grid packing solution for the  $m \times m$  grid with approximation guarantee  $(\tilde{O}(m^\kappa), O(1/\kappa))$ . Next, for each segment we initiate an LIS instance that will be solved with algorithm  $\mathcal{A}'_{k-1}$ .

The preprocessing time consists of two parts: (i) constructing the solution to grid packing in time  $\tilde{O}(m^{2+\kappa})$  and (ii) constructing an initial solution for each segment. Since the problem size for each segment is bounded by  $n/m$  and every element appears in at most  $\tilde{O}(m^\kappa)$  segments and the initialization time for  $\mathcal{A}'_{k-1}$  is  $\tilde{O}(n^{1+\kappa})$  this can be bounded by  $\tilde{O}(m^\kappa n(n/m)^\kappa) = \tilde{O}(n^{1+\kappa})$ . Thus, the total preprocessing time is bounded by

$$\tilde{O}(m^{2+\kappa} + n^{1+\kappa}) = \tilde{O}(n^{1+\kappa}).$$

By the construction of the grid, the size of the problem for each segment is bounded by  $O(n/m) = O(n^{\frac{k+1}{k+2}})$ . Also, since  $g(n) = O(n^{\frac{k+1}{k+2}})$ , the size of the problem instance corresponding to each segment remains in this range throughout the  $g(n)$  many steps. Each time an operation arrives, we update the solution for  $\tilde{O}(m^\kappa)$  many segments each in time  $\tilde{O}((n/m)^{\frac{2}{k+1}+\kappa})$  (recall that we use  $\mathcal{A}'_{k-1}$  for the solution of the segments). Thus, the update time is bounded by

$$\begin{aligned} \tilde{O}(m^\kappa (n/m)^{\frac{2}{k+1}+\kappa}) &= \tilde{O}(n^\kappa (n/m)^{\frac{2}{k+1}}) \\ &= \tilde{O}(n^\kappa (n^{\frac{k+1}{k+2}})^{\frac{2}{k+1}}) \\ &= \tilde{O}(n^\kappa n^{\frac{2}{k+2}}) \\ &= \tilde{O}(n^{\frac{2}{k+2}+\kappa}). \end{aligned}$$

Moreover, in order to find an approximate solution for LIS using non-conflicting segments, we need to run a DP in time  $\tilde{O}(m^{2+\kappa}) = \tilde{O}(n^{\frac{2+\kappa}{k+2}}) = \tilde{O}(n^{\frac{2}{k+2}+\kappa})$ . Thus, the overall worst-case update time is equal to  $h(n) = \tilde{O}(n^{\frac{2}{k+2}+\kappa})$ .

Finally, the approximation factor increases by a multiplicative factor of  $O(1/\kappa)$  in each level of recursion. Thus, the approximation factor of  $\mathcal{A}_k$  is bounded by  $O((1/\kappa)^k)$ . Using Lemma 2, we can turn block-based algorithm  $\mathcal{A}_k$  into an algorithm for LIS with worst-case update time  $\tilde{O}(n^{\frac{2}{k+2}+\kappa})$ . Finally, since we are constructing  $\mathcal{A}'_k$  from a block-based algorithm with preprocessing time  $\tilde{O}(n^{1+\kappa})$ , if we start from an array  $a$  of length  $n$ , we need a preprocessing time of  $\tilde{O}(n^{1+\kappa})$  which is another condition of the hypothesis.

Now, for a fixed  $\epsilon > 0$ , we set  $\kappa = \epsilon/2$  and  $k = \lceil 4/\epsilon \rceil$ . Thus, the worst-case update time of the

algorithm would be bounded by

$$\begin{aligned}
\tilde{O}(n^{\frac{2}{k+2}+\kappa}) &\leq \tilde{O}(n^{\frac{2}{k}+\kappa}) \\
&= \tilde{O}(n^{\frac{2}{k}+\epsilon/2}) \\
&\leq \tilde{O}(n^{\epsilon/2+\epsilon/2}) \\
&= \tilde{O}(n^\epsilon)
\end{aligned}$$

which is desired. Also, the approximation factor would be bounded by  $O((1/\epsilon)^{O(1/\epsilon)})$ . □

## 6 $1 + \epsilon$ Approximation for DTM

In this section, we give a dynamic algorithm for DTM with approximation factor  $1 + \epsilon$  and update time  $O(\log^2 n)$ . If access to the elements of the array is provided in time  $O(1)$ , the update time improves to  $O(\log n)$ . However, since we use a balanced binary tree for the elements, there is an additional  $O(\log n)$  overhead for the update time. We explain the algorithm in four steps. In the first step, we present a simple algorithm that obtains an approximation factor of 2 with the same update time. Next, in Step 2, we show how a 2-approximate solution can be used to obtain an exact solution in time  $O(k^2 \log n)$  when the solution size is bounded by  $k$ . In the third step, we improve the runtime of the same algorithm to  $O(k \log n)$ . Finally, we show in the last step that such an algorithm along with the 2-approximate solution in time  $O(\log^2 n)$  gives us a  $1 + \epsilon$  approximate solution with update time  $O(\log^2 n)$ .

### 6.1 A 2-approximate Solution for DTM

Similar to previous work [17], we call a pair  $(a_i, a_j)$  an *inversion*, if  $i < j$  but  $a_i > a_j$ . The heart of the analysis is that a maximal set of disjoint inversion pairs is a 2-approximate solution for DTM. We first formally give a proof to this claim and next show how such a maximal set can be maintained with  $O(\log^2 n)$  update time.

**Observation 1.** *Let  $a = \langle a_1, a_2, \dots, a_n \rangle$  be an array of length  $n$  and  $S = \{(a_{\alpha_1}, a_{\beta_1}), (a_{\alpha_2}, a_{\beta_2}), \dots\}$  be a maximal set of disjoint inversions of  $a$ . Then we have*

$$|S| \leq \text{DTM}(a) \leq 2|S|.$$

*Proof.* Since every pair  $(a_{\alpha_i}, a_{\beta_i})$  is an inversion, then any solution for DTM should remove one element from each pair which implies  $\text{DTM}(a) \geq |S|$ . On the other hand, if we remove all the  $2|S|$  elements of  $S$  from  $a$ , the remaining subsequence is increasing since  $S$  is maximal and thereby there is no inversion in the remaining elements. This implies that  $\text{DTM}(a) \leq 2|S|$ .  $\square$

Based on Observation 1, our 2-approximate algorithm maintains a maximal set of disjoint inversions with update time  $O(\log^2 n)$ .

**Lemma 10.** *There exists a 2-approximate solution for DTM with update time  $O(\log^2 n)$ .*

*Proof.* Our algorithm maintains a maximal collection of disjoint inversion pairs, namely  $S$ . In addition to this, both the elements used in this collection and the elements not used in this collection are stored in a balanced tree<sup>5</sup> that allows for search, insertion, and deletion in logarithmic time. We refer to the tree containing the elements of  $S$  with  $T_S$  and the tree containing other elements by  $T_N$ .

Whenever a new element  $a_i$  is inserted into the array, we first check if it makes an inversion with the elements of  $T_N$ . Notice that these elements are increasing in the order of their indices since there is no inversion between them. Thus, in order to verify whether  $a_i$  makes an inversion with any element of  $T_N$ , we just need to compare that to the largest  $a_j \in T_N$  which is smaller than  $a_i$  or the smallest  $a_j \in T_N$  which is larger than  $a_i$ . Both of these two operations can be done in time  $O(\log^2 n)$  (the exponent of log is 2 since it takes time  $O(\log n)$  for us to get the value of

---

<sup>5</sup>Red black tree could be one implementation.

the  $i$ 'th element of the array). If an inversion is detected, we add it to  $S$  and update  $T_N$  and  $T_S$  accordingly. Otherwise, we add  $a_i$  into  $T_N$ .

Removing an element is also strait-forward. If the element belongs to  $T_N$ , then no action is required other than updating  $T_N$ . Otherwise, after removing  $a_i$ , we have to be careful about the element which made an inversion with  $a_i$  previously. That can be handled in time  $O(\log^2 n)$  similar to adding new elements. We check if it makes an inversion with the elements of  $T_N$  and update both  $T_N$  and  $T_S$  accordingly. All these operations can be done in time  $O(\log^2 n)$ .  $\square$

## 6.2 From 2-approximate Solution to an Exact Solution

We show that a 2-approximate solution for DTM can be used to obtain an exact solution. In fact, this idea carries over to any constant approximate solution but for simplicity we state it only for 2-approximate solutions. Let us denote the size of the 2-approximate solution by  $k$ . This way, we know that the optimal solution is in range  $[k/2, k]$ .

We first construct a graph  $G$  in the following way. Every element of the array becomes one vertex of  $G$  and we put an edge between two vertices if their corresponding elements in  $a$  make an inversion. This way, finding distance to monotonicity of array  $a$  is equivalent to finding the smallest vertex cover of  $G$ .

Let set  $S$  be all the elements that are removed from the array in our 2-approximate solution (thus we have  $|S| = k$ ). We refer to the vertices of  $G$  corresponding to set  $S$  by  $v_1, v_2, \dots, v_k$ . The key observation is that every edge of the graph is incident to at least one vertex  $v_i$  otherwise  $\cup_{i \in [k]} \{v_i\}$  would not be a valid vertex cover.

We call a vertex of the graph *low-degree* if its degree is upper bounded by  $k$  and *high-degree* otherwise. Based on this, we divide the vertices corresponding to set  $S$  into two disjoint sets  $L$  and  $H$  containing the low-degree and high-degree vertices. All vertices of  $H$  have to be included in the optimal solution otherwise all their neighbors should be included and their number is more than  $k$ . Thus, we can include those vertices in our solution and remove them from the graph (this includes their incident edges too).

For each remaining edge of the graph, one end point is in  $L$ . Moreover, the degrees of the vertices in  $L$  are bounded by  $k$ . Thus, the total number of remaining edges in the graph is bounded by  $k^2$ . Therefore, apart from at most  $2k^2$  vertices, all the other vertices are isolated and definitely do not contribute to the vertex cover. Thus, we need to solve the problem for  $O(k^2)$  many elements. This is equivalent to finding DTM for  $O(k^2)$  many vertices which can be solved in time  $O(k^2 \log n)$ . There is an additional  $O(\log n)$  overhead involved if access to each element requires time  $O(\log n)$ .

**Lemma 11.** *Let  $a$  be an array of length  $n$  and  $S$  be a set of  $k$  elements whose removal from  $a$  makes  $a$  increasing. Provided oracle access to the elements of  $a$ , one can compute the distance to monotonicity of  $a$  in time  $O(k^2 \log n)$ .*

*Proof.* The correctness of the algorithm is already discussed. Here we just show a bound on the runtime. Since set  $S$  is given, we just need to compute the degree of each vertex. There are  $k$  elements in set  $S$  so detecting the edges between them can be done in time  $O(k^2)$ . Moreover, for every vertex  $v_i$  corresponding to the elements of  $S$ , detecting its edges to the rest of the elements can also be done in time  $O(\log n)$  since a binary search suffices for that purpose. Therefore, the total runtime is  $O(k^2 \log n)$ .  $\square$

### 6.3 Exact Solution in Quasi-linear Time

We show that the runtime of the algorithm of Section 6.2 can be improved to quasi-linear. Let us for simplicity divide the element of the array into two sets  $S$  and  $N$ . Set  $S$  corresponds to the elements of the approximate solution (whose removal makes the array increasing) and set  $N$  contains the rest of the elements. Obviously, set  $N$  is increasing otherwise  $S$  would not be a valid solution to distance to monotonicity. The key to our improvement is the following observation:

**Observation 2.** *Let  $a_i < a_j < a_k$  be three elements of set  $N$  and  $a_l$  be an element of set  $S$ . If both  $(a_i, a_l)$  and  $(a_k, a_l)$  are inversions, then  $(a_j, a_l)$  is also an inversion.*

*Proof.* Notice that since we have  $a_i < a_j < a_k$  and all three are in  $N$ , then we can infer that  $i < j < k$ . On the other hand, since both  $(a_i, a_l)$  and  $(a_k, a_l)$  are inversions, then either both  $l < i$  and  $a_l > a_k$  hold or both  $l > k$  and  $a_l < a_i$  hold. In either case,  $(a_j, a_l)$  makes an inversion.  $\square$

Observation 2 shows that any element of  $S$  makes an inversion with an interval of the elements in  $N$ . This implies an important consequence: Label each element  $a_i \in N$  with a set of elements  $I(a_i) \subseteq S$  such that for each element  $a_j \in I(a_i)$ , pair  $(a_i, a_j)$  makes an inversion. Based on Observation 2 we can prove that the total number of distinct labels in  $N$  is bounded by  $2|S| + 1$ .

**Lemma 12.** *For each element  $a_i \in N$ , define its label by  $I(a_i) \subseteq S$  where  $I(a_i)$  contains all elements of  $S$  that make an inversion with  $a_i$ . Then we have:*

$$|\bigcup_{a_i \in N} \{I(a_i)\}| \leq 2|S| + 1.$$

*Proof.* For each element  $a_j \in S$  that makes an inversion with an element of  $N$  define two thresholds  $\alpha$  and  $\beta$  where  $\alpha$  is the smallest element of  $N$  that makes an inversion with  $a_j$  and  $\beta$  is the smallest element of  $N$  larger than  $\alpha$  that does not make an inversion with  $a_j$ . Due to Observation 2, an element of  $N$  makes an inversion with  $a_j$  if and only if its value is at least  $\alpha$  and smaller than  $\beta$ . The total number of thresholds for all elements of  $S$  is at most  $2|S|$ . Moreover if two elements of  $N$  are not separated by any threshold, then their labels are the same. Thus, the total number of distinct labels is bounded by  $2|S| + 1$ .  $\square$

Lemma 12 is important from an algorithmic point of view because of the following: if two elements have the same label (and thus the same set of conflicting elements in  $S$ ), either they both contribute to the optimal solution (removed from the array) or they both remain in the array. Thus, one can merge these elements and make a larger element in the array that represents both of them. More generally, for each label, if we merge all the element attributed to that label and make a single element out of them (with a larger size), the size of the optimal solution remains unchanged. Since the total number of labels is bounded by  $2|S| + 1$  then this transformation leaves us with  $2|S| + 1$  elements and we only need to solve the problem for them. This can be done in time  $O(k \log n)$  as shown in Lemma 13. We note that in the above, we assume random access to the elements of the array is provided in time  $O(1)$ .

**Lemma 13.** *Given query access to an array  $a$  of length  $n$  and a 2-approximate solution for distance to monotonicity of  $a$  with size  $k$ , one can find an exact solution for distance to monotonicity in time  $O(k \log n)$ .*

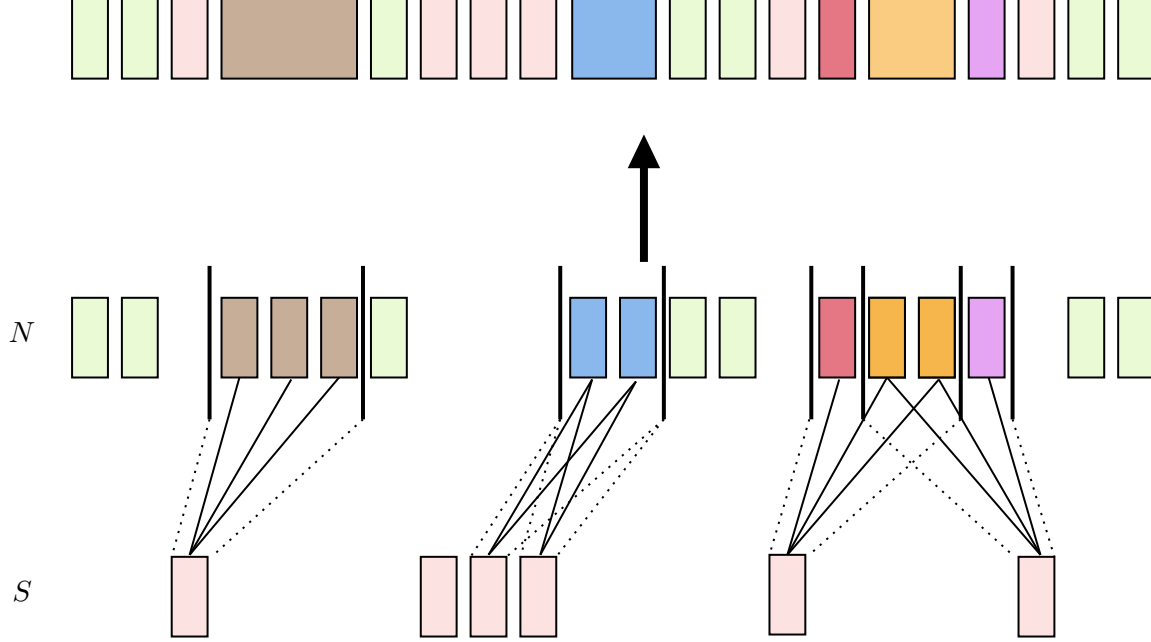


Figure 16: Inversions between the elements of  $S$  and  $L$  are shown in this figure. Elements of  $N$  with equal labels are colored similarly.

*Proof.* The algorithm and its correctness is outlined above. Here we just explain the runtime. Since the elements of  $N$  are stored in a balanced tree data structure, for each element of  $S$  we can find in time  $O(\log n)$  which interval of the elements of  $N$  makes an inversion with it. This takes a total runtime  $O(k \log n)$ . Next, we sort all the intervals based on them and merge elements of  $N$  whose labels are the same. We refer to these merged elements as super elements. The value of a super element can be equal to the value of an arbitrary element which is used in its construction.

After constructing the super elements in time  $O(k \log n)$  the size of the problem reduces to  $O(k)$ . However, patience sorting does not solve this problem since super elements have weights. In other words, removing a super element incurs a cost equal to the number of elements used to make it. Nonetheless, it is known [21] that even if the elements are weighted, for an array of size  $k$ , one can solve both LIS and DTM in time  $O(k \log k)$ .  $\square$

#### 6.4 $1 + \epsilon$ Approximation for DTM with Update Time $O(\log^2 n)$

The last step is to obtain a  $1 + \epsilon$  approximate solution using the above techniques. In parallel, we always run the algorithm of Section 6.1 to maintain a 2-approximate solution. In order to obtain a  $1 + \epsilon$  approximation algorithm, we use the framework of Section 3. To design our block-based algorithm we start with an array of length  $n$ . We set the preprocessing time to  $O(k \log n)$  where  $k$  is the size of the 2-approximate solution (this we know by the parallel algorithm that we run). In the preprocessing phase, we find an exact solution (say  $k' \geq k/2$ ) in time  $O(k \log^2 n)$ <sup>6</sup> for the array and report it as the value of distance to monotonicity. We set  $g(a) = \epsilon k/2$  and for the next  $\epsilon k/2$  steps, we report  $d + i$  for the  $i$ 'th operation where  $d$  is the solution for the initial array. This

<sup>6</sup>The additional  $O(\log n)$  factor is due to the data structure used for random access to the elements of the array.

is clearly an upper bound on the size of the solution as well as a  $1 + \epsilon$  approximation of it. Thus, the worst-case update time is  $O(1)$ .

By Lemma 3, our block-based algorithm can be turned into a dynamic algorithm with worst-case update time  $O(\log^2 n)$ .

**Theorem 14.** *For any  $\epsilon > 0$ , there exists a dynamic algorithm for distance to monotonicity with approximation factor  $1 + \epsilon$  and worst-case update time  $O(\log^2 n)$ .*

*Proof.* For an array  $a$ , our block-based algorithm has preprocessing time  $f(a) = O(k \log^2 n)$  where  $k = \text{DTM}(a)$ . Also,  $g(a) = \epsilon k/2$  and  $h(a) = O(1)$ . Thus, by Lemma 2, the worst-case update time of the equivalent dynamic algorithm is  $O(\log^2 n)$ . Notice that since after  $g(a)$  steps the size of the  $\text{DTM}(a)$  changes by a small factor, all functions  $f, g$ , and  $h$  remain asymptotically the same which implies relativity.  $\square$



## References

- [1] N. Ailon, B. Chazelle, S. Comandur, and D. Liu. Estimating the distance to a monotone function. In *RANDOM 2004*.
- [2] A. Andoni and H. L. Nguyen. Near-optimal sublinear time algorithms for ulam distance. In *SODA 2010*.
- [3] S. Assadi, K. Onak, B. Schieber, and S. Solomon. Fully dynamic maximal independent set with sublinear in  $n$  update time. In *SODA 2019*.
- [4] S. Assadi, K. Onak, B. Schieber, and S. Solomon. Fully dynamic maximal independent set with sublinear update time. In *STOC 2018*.
- [5] S. Behnezhad, M. Derakhshan, M. Hajiaghayi, C. Stein, and M. Sudan. Fully dynamic maximal independent set with polylogarithmic update time. In *FOCS 2019*.
- [6] M. Boroujeni and S. Seddighin. Improved MPC algorithms for edit distance and ulam distance. In *SPAA 2019*.
- [7] A. Chen, T. Chu, and N. Pinski. The dynamic longest increasing subsequence problem. *arXiv preprint arXiv:1309.7724*, 2013.
- [8] G. Cormode, M. Mitzenmacher, and J. Thaler. Streaming graph computations with a helpful advisor. In *ESA 2010*.
- [9] S. Dasgupta, C. H. Papadimitriou, and U. V. Vazirani. *Algorithms*. McGraw-Hill Higher Education, 2008.
- [10] Y. Dodis, O. Goldreich, E. Lehman, S. Raskhodnikova, D. Ron, and A. Samorodnitsky. Improved testing algorithms for monotonicity. In *RANDOM-APPROX 1999*.
- [11] F. Ergün, S. Kannan, R. Kumar, R. Rubinfeld, and M. Viswanathan. Spot-checkers. In *STOC 1998*.
- [12] E. Fischer. The art of uninformed decisions. *Bulletin of the EATCS*, 75:97, 2001.
- [13] M. L. Fredman. On computing the length of longest increasing subsequences. *Discrete Mathematics*, 11(1):29–35, 1975.
- [14] A. Gál and P. Gopalan. Lower bounds on streaming algorithms for approximating the length of the longest increasing subsequence. In *FOCS 2007*.
- [15] P. Gawrychowski and W. Janczewski. Fully dynamic approximation of lis in polylogarithmic time, 2020.
- [16] P. Gawrychowski, A. Karczmarz, T. Kociumaka, J. Lacki, and P. Sankowski. Optimal dynamic strings. In *SODA 2018*.
- [17] P. Gopalan, T. S. Jayram, R. Krauthgamer, and R. Kumar. Estimating the sortedness of a data stream. In *SODA 2007*.

- [18] A. Grønlund and S. Pettie. Threesomes, degenerates, and love triangles. In *FOCS*, 2014.
- [19] M. Henzinger, S. Krinninger, D. Nanongkai, and T. Saranurak. Unifying and strengthening hardness for dynamic problems via the online matrix-vector multiplication conjecture. In *STOC 2015*.
- [20] S. Im, B. Moseley, and X. Sun. Efficient massively parallel methods for dynamic programming. In *STOC 2017*.
- [21] G. Jacobson and K.-P. Vo. Heaviest increasing/common subsequence problems. In *Annual Symposium on Combinatorial Pattern Matching*, pages 52–66. Springer, 1992.
- [22] T. Kociumaka and S. Seddighin. Improved dynamic algorithms for longest increasing subsequence, 2020.
- [23] J. Lacki, J. Ocwieja, M. Pilipczuk, P. Sankowski, and A. Zych. The power of dynamic distance oracles: Efficient dynamic algorithms for the steiner tree. In *STOC 2015*.
- [24] M. Mitzenmacher and S. Seddighin. Dynamic algorithms for LIS and distance to monotonicity. In *STOC*, 2020.
- [25] M. Mitzenmacher and S. Seddighin. Erdős-szekeres partitioning problem. *arXiv preprint arXiv:2011.10870*, 2020.
- [26] M. Mitzenmacher and S. Seddighin. Improved sublinear time algorithms for longest increasing subsequence. In *SODA*, 2021.
- [27] D. Nanongkai and T. Saranurak. Dynamic spanning forest with worst-case update time: adaptive, las vegas, and  $o(n^{1/2 - \epsilon})$ -time. In *STOC 2017*.
- [28] D. Nanongkai, T. Saranurak, and C. Wulff-Nilsen. Dynamic minimum spanning forest with subpolynomial worst-case update time. In *FOCS 2017*.
- [29] T. Naumovitz, M. E. Saks, and C. Seshadhri. Accurate and nearly optimal sublinear approximations to ulam distance. In *SODA 2017*.
- [30] S. Pettie. *On the shortest path and minimum spanning tree problems*. PhD thesis, 2003.
- [31] P. Ramanan. Tight  $\omega(n \lg n)$  lower bound for finding a longest increasing subsequence. *International journal of computer mathematics*, 65(3-4):161–164, 1997.
- [32] A. Runbinstein, S. Seddighin, Z. Song, and X. Sun. Approximation algorithms for LCS and LIS with truly improved running times. In *FOCS*, 2019.
- [33] M. Saks and C. Seshadhri. Estimating the longest increasing sequence in polylogarithmic time. In *FOCS*, 2010.
- [34] R. B. Yehuda and S. Fogel. Partitioning a sequence into few monotone subsequences. *Acta Informatica*, 35(5):421–440, 1998.

## A Streaming Algorithm for LIS

We outlined an improved streaming algorithm for LIS in Section 2. Here we give a proof for its correctness and a bound on its memory. In this setting, we assume that the input is available to us in any desired order. We call this setting, streaming with advisory help. Previous work solves the problem with memory  $O(\sqrt{n})$  within a factor  $1 + \epsilon$  in a single round [17].

**Observation 3.** *For any  $0 < \kappa < 1$ , there exists a streaming algorithm that uses advisory help and approximates the LIS of an array of length  $n$  with memory  $\tilde{O}(n^{2/5+\kappa})$  within a factor  $O(1/\kappa)$  in three rounds. This algorithm is randomized and gives an approximate solution with probability at least  $1 - 1/n$ .*

*Proof.* Let  $m = n^{1/5}$  be the size of the grid. We use an  $(O(m^\kappa \log m), O(1/\kappa))$  approximate solution of grid packing to cover the grid cells with segments. Similar to what we did before, we think of each element  $i$  of the array as a point  $(i, a_i)$  of the 2D plane. As mentioned earlier, in the first round, we sample  $m - 1$  elements from the array. We use these elements to draw the horizontal lines of the grid. It follows from standard Chernoff bound that since the elements are chosen uniformly at random, the number of elements in every row of the grid is bounded by  $10n/m \log n$  with probability at least  $1 - 1/n$ . Also, we draw the vertical lines evenly so that they divide the elements into chunks of size  $n/m$ .

In the next two rounds, we ask for the elements of the array in the row-order and column-order. More precisely, in the second round, we first ask for the elements falling in the first row of the grid (in the column order). Next, we ask for the elements of the second row and so on. For each row, we approximate the value of the LIS for each segment. Since the total number of elements in every row is bounded by  $10n/m \log n$ , we only need memory  $\tilde{O}(\sqrt{n/m \log n}) = \tilde{O}(n^{2/5})$  to approximate the value of LIS for each segment. However, we need this much memory for multiple segments. This adds an overhead of  $\tilde{O}(m^\kappa)$  to the memory since each grid cell may be covered by at most  $\tilde{O}(m^\kappa)$  segments. Similarly, in the third round, we ask for the elements in the column-order.

Finally, we use a DP to find a subset of non-conflicting segments with the largest total sum of LIS. This can be done with memory  $\tilde{O}(m^{2+\kappa}) = \tilde{O}(n^{2/5+\kappa})$  as the number of segments is bounded by  $\tilde{O}(m^{2+\kappa})$ .

The correctness of the algorithm is similar to the one given for dynamic LIS. We fix an arbitrary LIS of the array and assume that the adversary puts the contribution of each cell of the grid to the fixed LIS. The LIS of each segment is a clear upper bound on the score of that segment on the grid, however, if we use those values instead of their scores, we still obtain a valid solution. Finally, since our solution for the grid packing problem is  $(O(m^\kappa \log m), O(1/\kappa))$  approximate, then the score we obtain using non-conflicting segments is at least an  $\Omega(\kappa)$  fraction of the score of the grid which is equal to the size of the LIS.  $\square$

## B Improved Algorithm for LIS<sup>+</sup>

We provide the intuition behind the algorithm and then the formal proof. For simplicity, we assume here that we have random access to all elements of the array in time  $O(1)$ . Our first goal is to design a block-based algorithm for an array  $a$  of length  $n$ . We set  $f(n) = O(n \log n)$  and in the preprocessing phase we compute the LIS of  $a$ . Let this value be  $x$ . Since we only add elements in the LIS<sup>+</sup> problem, from here on,  $x$  is a lower bound for the solution value. For the next  $g(n) = \sqrt{n}$  operations, every new element is added to a separate set, and after each operation, the LIS of the separate set is computed in time  $O(\sqrt{n} \log n)$ . At an arbitrary step, let this value be  $y$ . The key observation is that the overall LIS of the array is in range  $[\max\{x, y\}, x + y] \leq 2 \max\{x, y\}$ . We therefore have a 2-approximate solution by just reporting  $\max\{x, y\}$ . This block-based algorithm for LIS<sup>+</sup> with  $f(n) = O(n \log n)$ ,  $g(n) = \sqrt{n}$ , and  $h(n) = O(\sqrt{n} \log n)$  yields a dynamic algorithm with worst-case update time  $\tilde{O}(\sqrt{n})$ .

We recurse to improve the runtime down to  $O(n^\epsilon)$  for any  $\epsilon > 0$ . Instead of using the naive algorithm for the  $g(n)$  operations after the initialization, we can use the more advanced algorithm explained above (its update time is  $\tilde{\Omega}(\sqrt{n})$  better than computing the LIS from the scratch every time). Similar to what we did in 5, in each level of recursion, we use the previous algorithm for the operations after initialization. The advantage of this approach in this setting over Section 5 is that the approximation factor of the algorithm depends linearly on  $1/\epsilon$  (and not exponentially). To see this, assume that at some point,  $x$  is the solution for the initial array and  $y$  is an  $\alpha$ -approximation for the solution of the second set of operations. The optimal solution is upper bounded by  $x + \alpha y$  and lower bounded by  $\max\{x, y\}$ . Therefore, by reporting  $\max\{x, y\}$  we can be sure that our approximation factor is bounded by  $\alpha + 1$ . In other words, if we recurse on this algorithm  $\alpha$  times, then the approximation factor is bounded by  $\alpha + 1$ . This results in an algorithm with worst-case update time  $\tilde{O}(n^\epsilon)$  and approximation factor  $O(1/\epsilon)$ .

**Observation 4.** *For any constant  $\epsilon > 0$ , there exists an algorithm for dynamic LIS<sup>+</sup> whose worst-case update time is  $\tilde{O}(n^\epsilon)$  and whose approximation factor is  $O(1/\epsilon)$ .*

If one could show the statement of Observation 4 for any (possibly sub-constant)  $\epsilon > 0$ , then by setting  $\epsilon = 1/\log n$ , we could obtain a dynamic algorithm for LIS<sup>+</sup> with polylogarithmic update time and logarithmic approximation factor. However, since there is a constant factor overhead in every recursion, Observation 4 only works when  $\epsilon$  is constant. This overhead is incurred in the reduction from dynamic algorithms to block-based algorithms. In the following, we provide a variation of the same algorithm that does not use this reduction and achieves polylogarithmic update with and logarithmic approximation.

**Theorem 15.** *There exists an algorithm for dynamic LIS<sup>+</sup> whose worst-case update time is  $O(\log^3 n)$  and whose approximation factor is  $O(\log n)$ .*

*Proof.* In our algorithm, we put the elements in buckets and for every bucket, we compute the value of the LIS. As more buckets are made, we combine them to construct larger buckets. The sizes of the buckets are always powers of 2.

In the beginning, the array is empty and there are no buckets. When the first element is inserted, we construct the first bucket that contains only that element. After the construction of each bucket, we compute the LIS of that bucket over the next steps. More precisely, when a bucket of size  $k$  is constructed, we divide the task of computing the LIS of that bucket into  $k$  pieces and

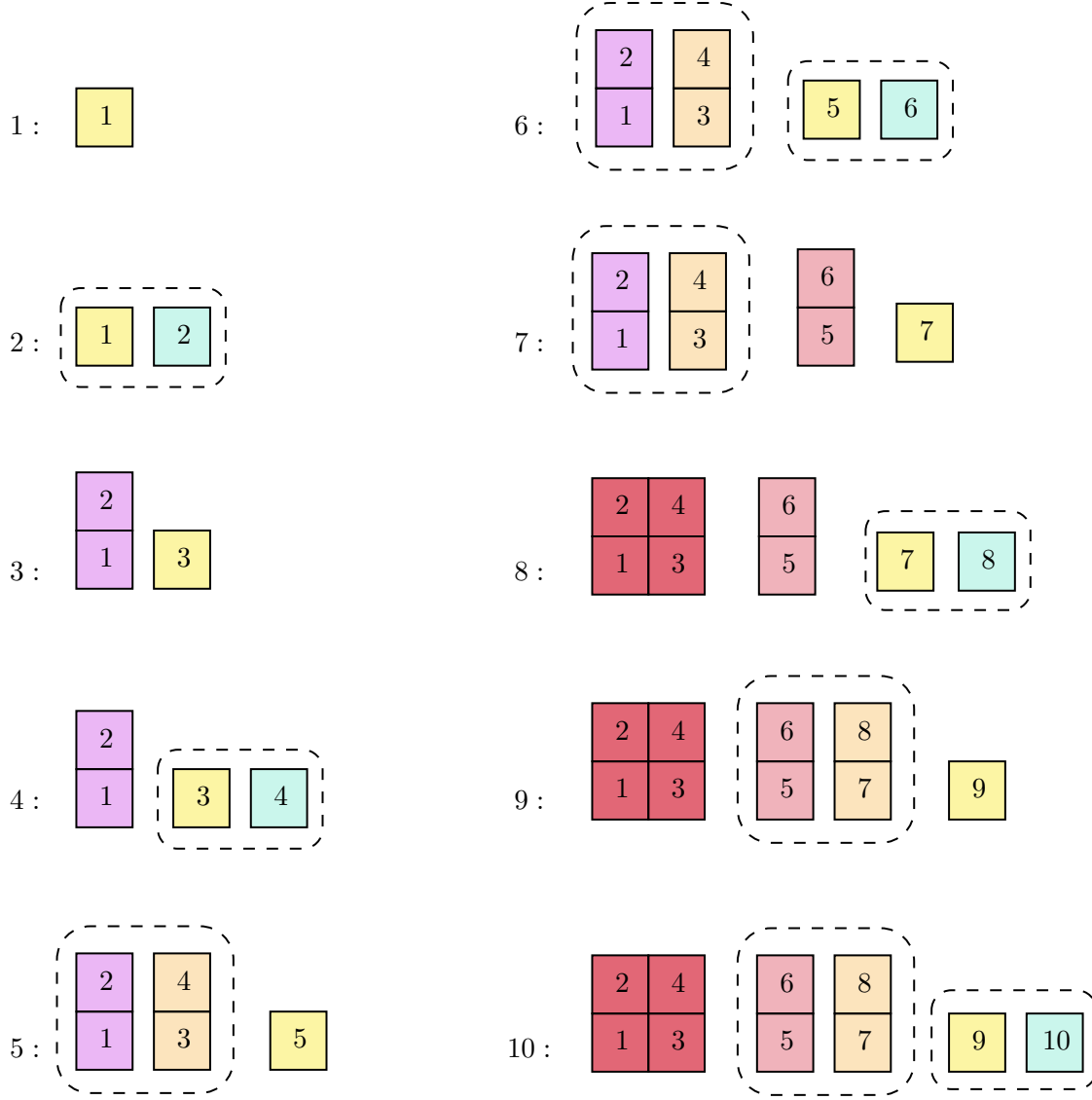


Figure 17: The buckets are shown for the first 10 operations. Buckets that are disconnected and are held together with dashed rectangles are not finalized yet. Connected pieces show finalized buckets.

execute these pieces in the next  $k$  operations. Thus, when a bucket of size 1 is constructed, its LIS is computed immediately. We say a bucket is *finalized*, when our algorithm has already computed its LIS. In our algorithm, we only merge finalized buckets to make larger ones and thus, we maintain the property that at each point in time, each element appears in exactly one finalized bucket.

Every time a new element is inserted, we make a bucket containing that element alone. However, when there are two finalized buckets of the same size (say  $k$ ), we merge them to obtain a bucket of size  $2k$ . After this, it takes  $2k - 1$  more steps to finalize the new bucket but once the new bucket is finalized, we remove the two smaller buckets. This way, each element appears in exactly one finalized bucket at a time throughout the process.

At any point in time, we approximate the LIS of the array by the maximum solution for any of the finalized buckets. We prove that with this construction, there are at most  $O(\log n)$  finalized buckets at every point in time and moreover, the number of buckets that are not finalized is also bounded by  $O(\log n)$ .

This immediately implies that the approximation factor of our algorithm is bounded by  $O(\log n)$ . The reason is that each element is always included in exactly one finalized bucket at a time and therefore the total sum of LIS's for all finalized buckets is an upper bound on the size of the solution. Moreover, the maximum solution size for each bucket is a lower bound on the LIS of the entire array. Since the number of finalized buckets is bounded by  $O(\log n)$  this implies that the approximation factor of our algorithm is bounded by  $O(\log n)$ .

We also bound the runtime by  $O(\log^3 n)$ . In our algorithm, at every point in time, there are  $O(\log n)$  different buckets that are not finalized yet. The total runtime needed to compute the LIS of a bucket of size  $k$  is  $O(k \log k)$  which is divided over  $k$  steps. Thus, each bucket which is not finalized yet requires time at most  $O(\log n)$  for each step. Thus the overall runtime is  $O(\log^2 n)$  for each step. One thing to keep in mind is that we use a balanced tree data structure to access the elements of the array which adds an overhead of  $O(\log n)$ . Therefore, the worst-case update time is  $O(\log^3 n)$ .

It follows from the construction of the buckets that at each step, there is at most one bucket of each size which is not finalized. The reason is that after a bucket of size  $k$  is made, it takes  $k$  more steps to make another bucket of the same size. However, before the new bucket is made, the first one will be finalized. Since the sizes of the buckets are powers of 2, this implies that there are most  $\lfloor \log n \rfloor$  such buckets. Moreover, this also shows that the number of finalized buckets of each size is bounded by 3, otherwise this makes two buckets of larger size that are not finalized yet.  $\square$

## C Sequential Algorithm for DTM

We present a simple comparison-based algorithm for DTM with approximation factor 2 that runs in time  $O(n)$ . Using Lemma 12, the approximation factor improves to  $1 + \epsilon$  in the following way: If the solution size is bounded by  $\sqrt{n}$ , then Lemma 12 gives an exact solution in time  $\tilde{O}(\sqrt{n})$ . Otherwise, one can find a  $1 + \epsilon$  approximate solution in time  $\tilde{O}(\sqrt{n})$  using the solution of [29]. Thus, the main bottleneck of the runtime is for the computation of an approximate solution, which we show can be done in time  $O(n)$ .

By Observation 1, a 2-approximate solution can be obtained by computing a maximal set of inversion pairs. Our algorithm finds such a set in linear time.

We begin by a empty stack. We iterate over the elements of the array and each time we compare the new element to the element at the top of the stack (if any). If this pair makes an inversion, we put this pair in a set  $S$  and remove the last element of the stack. Otherwise, we put the new element on top of the stack and continue on. Obviously, the runtime is  $O(n)$ , since each element  $a_i$  is processed in time  $O(1)$ . The correctness of the algorithm follows from the fact that the numbers of the stack are always increasing and therefore there is no inversion between them. Thus, set  $S$  is a maximal set of inversion pairs.

**Observation 5.** *For any constant  $\epsilon > 0$ , DTM can be approximated within a factor  $1 + \epsilon$  in time  $O(n)$ .*

We remark that in the above observation, factors that depend on  $1/\epsilon$  are hidden in the  $O$  notation.

## D The Algorithm of Chen *et al.* [7]

For formal proofs, we refer the reader to [7]. Chen *et al.* [7] propose the following algorithm to maintain a solution for dynamic LIS.

For each element  $i$  of the array, define  $l(i)$  to be the size of the longest increasing subsequence ending at element  $a_i$  of the array. Chen *et al.* [7] refer to this quantity as the *level* of element  $i$ . Notice that  $l(i)$  can be computed in time  $\tilde{O}(n)$  for all elements of the array using the patience sorting algorithm.

Define  $L_k$  to be the set of elements whose levels are equal to  $k$ . The algorithm of Chen *et al.* [7] maintains a balanced binary tree for each  $L_k$  that contains the corresponding elements. One key observation is that for each  $k$ , all the elements of  $L_k$  are decreasing, otherwise their levels would not be the same.

When a new element is added to the array,  $L_k$ 's may change. More precisely, after an element addition, the levels of some elements may change (but only by 1). Similarly, element removal may change the levels of the elements of the array but again the change is bounded by 1. Chen *et al.* [7], show that after an insertion, for each  $L_k$ , the levels of only one interval of the elements may increase. In other words, for each  $L_k$ , there are two numbers  $\alpha$  and  $\beta$  such that all the elements whose values are within  $[\alpha, \beta]$  increase their levels and the rest remain in  $L_k$ .

Thus, they use a special balanced tree structure that allows for interval deletion and interval addition in logarithmic time. Therefore, all that remains is to detect which interval of each  $L_k$  changes after each operation. They show that this can be computed in time  $O(\log n)$  for all  $L_k$ 's via binary search. Since the number of different levels is equal to the size of the LIS, their update time depends on the size of the solution.

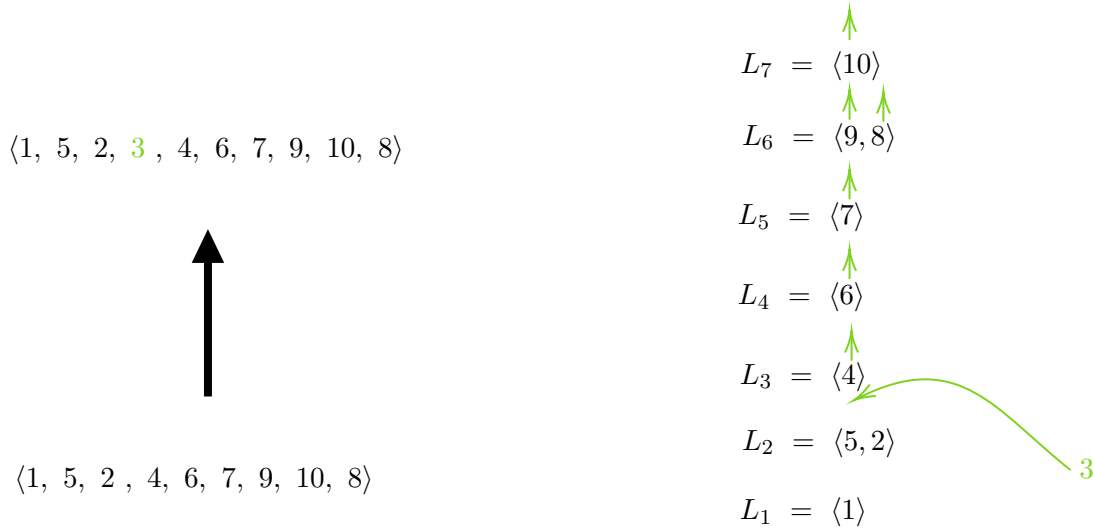


Figure 18: This example shows how adding element 3 to the array changes the levels of the elements. Upward arrows show that the level of the corresponding element increases after we add 3 to the array.

When  $n$  elements are given, their runtime for constructing the data structure is  $\tilde{O}(n)$  since patience sorting gives us all the levels in time  $\tilde{O}(n)$  and the balanced trees can be constructed in time  $\tilde{O}(n)$  for all  $L_k$ .