

Detection of the atomic hydrogen (HI) absorption line and continuum emission from comet C/2020 F3 (NEOWISE) using GMRT

Sabyasachi Pal

*Indian Centre for Space Physics, 43 Chalantika, Garia Station Road, Kolkata, India 700084
Midnapore City College, Paschim Medinipur, West Bengal, India 721129*

Arijit Manna

Midnapore City College, Paschim Medinipur, West Bengal, India 721129

and

Ruta Kale

*National Centre for Radio Astrophysics, Tata Institute of Fundamental Research, Pune
University, Pune, India 411007*

ABSTRACT

Comets are the most primordial objects in our solar system which are made of icy bodies. Comets used to release gas and dust when it moves close to the Sun. The C/2020 F3 (NEOWISE) is a large periodic comet that is moving in a near-parabolic orbit. The C/2020 F3 (NEOWISE) is the brightest comet in the northern hemisphere after comet Hale-Bopp in 1997. Here we present the first interferometric high-resolution detection of the comet C/2020 F3 (NEOWISE) using Giant Metrewave Radio Telescope (GMRT). The observational frequency range is 1050–1450 MHz. We also detect atomic HI absorption line at $\nu = 1420$ MHz ($\sim 6\sigma$ significance) with column density $N(\text{HI}) = (1.8 \pm 0.09) \times 10^{20} \text{ cm}^{-2}$. The continuum emission from the comet in meter wavelength arises from the large Icy Grains Halo (IGH) region. Significant detection of C/2020 F3 in ~ 21 cm indicates the presence of large size of particles in the coma region of the comet.

Subject headings: Comets: general–radio lines: planetary systems–radio continuum: planetary systems

1. Introduction

Though there are few spectral line radio observations from different comets, detection of continuum emission is rare, specially in centimetre wavelengths. The first radio observation of comets started with C/1956 R1 (Arend-Roland) without any detection (Lovell 1959). The first reported detection of radio emission from a comet is from the comet Arend-Roland 1957 III (Dobrovolski 1958) but comet Kohoutek is widely accepted as the first detected comet in radio wavelengths (Hobbs et al. 1975) which showed the OH radical lines at 18 cm (Biraud et al. 1974; Turner 1974). The size of icy grains of the comet C/1973 E1 (Kohoutek) is in order of cm. After comet kohoutek, the OH radical lines were detected from Halley’s comet (Crovisier and Schloerb 1991; Crovisier et al. 2002; de Pater, Palmer & Snyder 1991). The Green bank interferometer detected the first radio continuum emission from comet C/1976 (West) with flux density level of 40 mJy (Hobbs, Brandt & Maran 1977). The continuum emission from comet C/1976 (West) gave evidence of the variation of flux density (Hobbs, Brandt & Maran 1977). The first successful interferometric cometary observation was done with VLA for Halley’s comet (de pater et al. 1986). The Bonn 100 m antenna detected the radio thermal emission from the comet C/1983 H1 (IRAS-ArakiAlcock) at $\lambda = 1.3$ cm with continuum level of 9.0 ± 0.7 mJy (Altenhoff et al. 1983). The comet C/1983 H1 (IRAS-ArakiAlcock) was also observed at $\lambda = 2$ and 6 cm using VLA without detection of any continuum emission (de pater et al. 1985). The continuum emission was also detected in mm wavelength from the comet P/Halley using IRAM with flux density 6 mJy at $\lambda = 3.5$ mm and 52 mJy at $\lambda = 1.3$ mm in November 1985 (Altenhoff et al. 1985). The radio and radar detections of comet P/Halley conclude that the radio continuum emission is arising from the halo of the comet. The nucleus of the comet is surrounded by the large volatile particles (Campbell, Harmon & Shapiro 1985). The many molecular species are also found from the comet Hale-Bopp (C/1995) O1 (Despois 1997). Recently HCN, H₂CO, CH₃OH, HNC and HCO was found from the comet C/2012 F6 (Lemmon) and C/2012 S1 (ISON) showed the presence of many molecules species like CS, HCN, HCO, HNC, H₂CO, CH₃OH using ALMA (Bøgelund and Hogerheijde 2017). The hydrogen cyanide (HCN) and carbon monoxide (CO) emission lines were found from the comet 2I/Borisov using ALMA (Cordiner et al. 2020).

The nucleus of comets is usually kilometer-sized with a solid mixture of volatile substances in the frozen body. The frozen volatile components are sublimated and escape from the nucleus of the comet when a comet moves in the direction of the Sun, which is known as dust or grains (Whipple 1950). The grains of the comet is visible from Earth bound observer using optical and infrared wavelengths. The grains of the comets are scattered by solar radiation. The chemical composition of cometary grains is very similar to the grains in interstellar medium (Greenberg 1982) and circumstellar grains in the disk of young stars

(Weintraub, Sandell & Duncan 1989). The dust tail of a comet is observed when particle size (a) \geq wavelength (λ).

Water and OH are predominant parents of H which is formed by photo-dissociation. The core of the comets is surrounded by hydrogen exosphere (Biermann and Trefftz 1964). In 1968, astronomers confirm the halo of the comet ‘Tago-Sato-Kosaka’ and ‘Bennett’ is surrounded by the hydrogen in far-ultraviolet wavelength using spacecraft OAO-2 (Code, Houck & Lillie 1970; Code 1972). The measurement of intensities of Lyman and OH resonance by OAO-2 aperture near $\lambda = 309.0$ nm indicated that water is a major species of these comets but it is not predominant. Since 1970, many satellites and rockets studied the hydrogen coma in comets (Makinen 2001). The Lyman alpha H line was first detected from bright comet Halley at $\lambda = 121.6$ nm by many spacecraft in the northern hemisphere (McCoy, Opal & Carruthers 1986).

The C/2020 F3 (NEOWISE) is a large periodic comet moving in a near-parabolic orbit. It was discovered on March 27, 2020, using Wide-field Infrared Survey Explorer (WISE) during the NEOWISE mission¹. This comet is the brightest in the northern hemisphere after the comet Hale-Bopp. NASA’s Parker solar probe captures the first image of comet C/2020 (NEOWISE) and astronomers find the diameter of the nucleus approximately ~ 5 km. Comet C/2020 F3 is a long period retrograde comet with a near-parabolic orbit. The eccentricity of the comet is 0.99919. The nucleus size of NEOWISE is very similar to comet 2P/Encke, 8P/Tuttle, 19P/Borrelly, Hyakutake, 7P/Pons-Winnecke, and 14P/Wolf.

In this paper, we present the detections of continuum emission and absorption line of HI from comet C/2020 F3 (NEOWISE) using Giant Metrewave Radio Telescope (GMRT). In Sect. 2, we briefly describe the observations and data reductions. The result of continuum emission and atomic HI absorption line is presented in Sect. 3. The discussion is presented in Sect. 4.

2. Observations and data reduction

Comet NEOWISE made its closest approach to the Sun (perihelion) on July 3, 2020, at a distance of 0.29 AU. Its closest approach to Earth was on July 23, 2020, 01:14 UT, at a distance of 0.69 AU.

We observed the comet C/2020 (NEOWISE) on 30th July 2020 (between 08:43–11:34

¹<https://neowise.ipac.caltech.edu/>

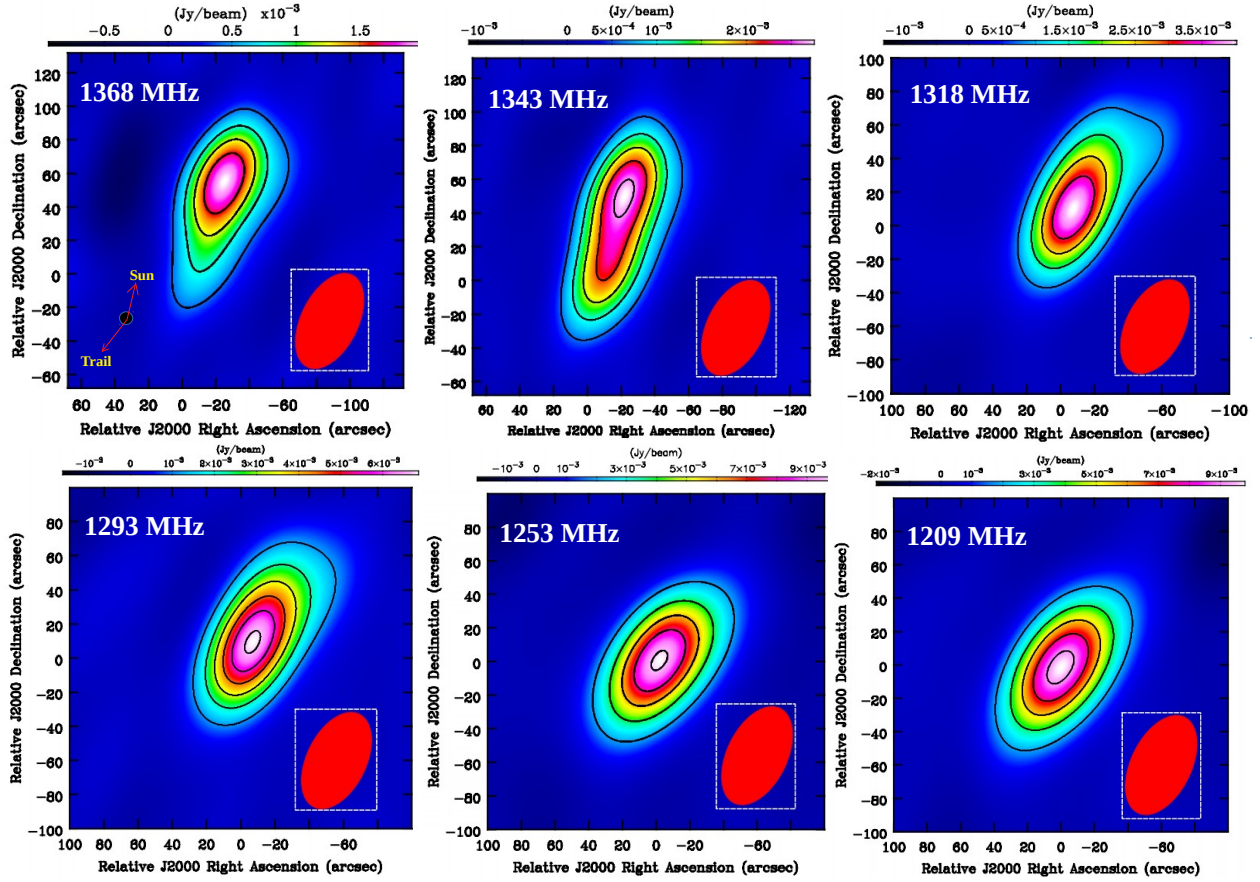


Fig. 1.— Radio continuum images of comet C/2020 F3 (NEOWISE) between the frequency range of 1209–1368 MHz. The direction of the Sun and the motion of the comet is also shown in the Figure. The red elliptical circles indicate the primary beam of continuum image.

UTC) using Giant Meter wave Radio Telescope (GMRT)². We used the L-band during the observation between the frequency range of 1050–1450 MHz. A total of 29 antennas were used during the observation. The number of spectral channels used was 8192 resulting in 48.8 kHz channel resolution. On the date of observation, the comet was 1.1851×10^8 km (0.79 AU) and 1.1405×10^8 km (0.76 AU) far from Sun and Earth respectively. On the observation day, the total magnitude of the comet was 10.22. The flux and phase calibration was performed using 3C 286 and 1227+365. Total on-source exposure time was 2.36 hr.

We used standard calibration using the Common Astronomy Software Application (CASA)³ for initial data reduction and imaging. The continuum flux density was scaled with Butler-JPL-Horizons 2012 (Butler 2012). We used task UVCONTSUB in CASA for background continuum subtraction. The image of the comet is made using TCLEAN task with several numbers of iterations and Hogbom algorithm. The self-calibration was used with 5% perfect flux reference accuracy. After all calibration and spectral imaging, we get the absorption spectra of HI at 1420 MHz ($\lambda = 21$ cm). The spectrum of HI was corrected for Doppler-shift to NEOWISE rest frame using NASA JPL Horizons Topocentric radial velocity using topocentric outframe due to TCLEAN operation.

3. Result

3.1. Continuum emission

In Fig. 1, we have shown the continuum images of comet C/2020 (NEOWISE) between the frequency range of 1209–1368 MHz. From the different continuum images at different frequencies, variation in the emission region is evident. We observed the comet with a 15 minute snapshot because the comet was moving very fast. The flux density of the comet varies in the range of 2.4 to 16.2 mJy between 1050–1380 MHz.

The direction of the Sun and the motion of the comet are also shown in Fig. 1. The image of comet C/2020 F3 shows elongation. The observed flux density can not be emitted from only the ~ 5 km nucleus and the elongation of the emission region indicates the continuum emission in the comet is dominated by the thermal emission of dust particles in the coma region. The continuum emission from dust particles is significant only at wavelengths smaller than the size of particles. Significant detection of C/2020 F3 in ~ 21 cm indicates the presence of large size of particles in the coma region of the comet. C/2020 F3 shows no significant

²<http://www.gmrt.ncra.tifr.res.in/>

³<https://casa.nrao.edu/>

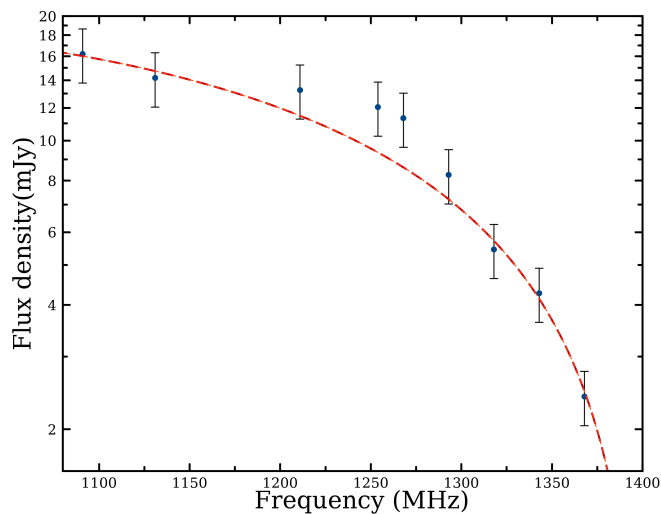


Fig. 2.— Radio continuum spectrum of comet C/2020 F3 (NEOWISE) using GMRT between the frequency range of 1050–1380 MHz with variation of flux density between 2.4 to 16.2 mJy.

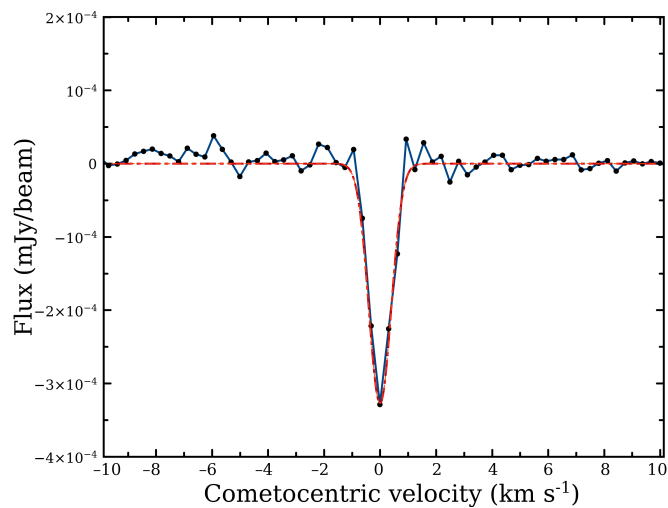


Fig. 3.— GMRT interferometric spectra of the absorption line of HI at frequency $\nu = 1420$ MHz from comet C/2020 F3 (NEOWISE). The column density of HI is $N(\text{HI}) = (1.8 \pm 0.09) \times 10^{20} \text{ cm}^{-2}$.

temporal flux density variation within ~ 3 hr observation run.

In Figure 2, the radio spectrum of comet C/2020 F3 is shown. The spectrum is flat with a spectral index, α of 0.18 (assuming $F_\nu \propto \nu^{-\alpha}$). The luminosity of the comet is 1.27×10^{-13} erg s $^{-1}$ Hz $^{-1}$. Comet radiate very small amount of emission and most of the luminosity comes from reflection of Sun.

3.2. Absorption line of atomic HI

We detect the absorption spectrum of HI from comet C/2020 (NEOWISE) on 30 July 2020 at $\nu=1420$ MHz with $\sim 6\sigma$ statistical significance level. The spectrum are shown in Fig. 3. The column density of HI absorption line is $N(\text{HI}) = (1.8 \pm 0.09) \times 10^{20}$ cm $^{-2}$. The HI emissions are directly coming from the nucleus or coma region of the comet. The spectrum of HI was corrected for Doppler-shift to NEOWISE rest frame using NASA JPL Horizons Topocentric radial velocity using topocentric outframe.

The hydrogen gas is coming from the coma or nucleus portion of the comet when it fast-moving along the direction of the Sun. The coma is derived from the sublimation of water from the nucleus of the comet. The hydrogen atom is produced due to the photodissociation method in which water molecules leave the nucleus of the comet ($\text{H}_2\text{O} + h\nu \rightarrow \text{H} + \text{OH}$). During the photodissociation process, the excess energy will release.

4. Discussion

In this paper, we discuss the detection of continuum emission and absorption line of HI from comet C/2020 F3 (NEOWISE). In continuum emission spectrum the flux density varies in the range of 2.4 to 16.2 mJy between 1050–1380 MHz frequency with GMRT L band observation. The spectral index of the continuum spectrum is low with $\alpha = 0.18$. The continuum emission is coming from the large icy grains in the coma or nucleus. Most of the thermal radiation is coming from the dust of the sphere around the nucleus of the comet with spatial density $\rho \propto r_c^2$.

The absorption line of HI is found at $\nu = 1420$ MHz with $\sim 6\sigma$ significance. The statistical column density of HI absorption line is $N(\text{HI}) = (1.8 \pm 0.09) \times 10^{20}$ cm $^{-2}$. Before the perihelion, the comet C/2020 F3 (NEOWISE) moves very fast in the direction of the Sun and the frozen volatile component is sublimated and escape from the nucleus. The outer structure of the coma region is mainly composed of hydrogen gas. This hydrogen gas is generated due to the photodissociation method when water molecules leave the nucleus

of the comet ($\text{H}_2\text{O} + h\nu \rightarrow \text{H} + \text{OH}$). The corresponding OH line is also detected in $\lambda = 18$ cm wavelength using Arecibo Observatory (Smith et al. 2020). The present paper summarizes first successful detection of the continuum and HI absorption from comet C/2020 F3 (NEOWISE) using GMRT in meter wavelength.

Acknowledgement

We thank the staff of the GMRT for their assistance. The GMRT is operated by the National Centre for Radio Astrophysics of the Tata Institute of Fundamental Research.

Data availability statement

The data that support the plots within this paper and other findings of this study are available from the corresponding author upon reasonable request.

REFERENCES

- Altenhoff W. J., Huchtmeier W. K., Schmidt J., Schraml J. B., Stumpff P., Thum C., 1986, *Astron. Astrophys*, 164, 227.
- Altenhoff W. J., et al. 1986, *A&A*, 164, 227.
- Altenhoff W. J., Batrla W., Huchtmeier W. K., Schmidt J., Stumpff P., Walmsley C. M., 1983, *Astron. Astrophys*, 125, L19.
- Biermann L., Trefftz E., 1964, *Astrophys*, 59, 1.
- Biraud F., Bourgois G., Crovisier J., Fillit R., Gerard E., Kazes I., 1974, *A&A*, 34, 163.
- Bøgelund E., Hogerheijde M., 2017, *A&A*, 604, 1.
- Butler B., 2012, ALMA Memo 594, ALMA Memo Series, NRAO.
- Campbell D. B., Harmon J. K., Shapiro I.I., 1989, *Astrophys. J*, 338, 1094.
- Cordiner M. et al., 2020, *Nature Astronomy*, 1.
- Code A. D., Houck T. E., Lillie C. F., 1970, IAU Circular No. 2201.

- Code A. D., 1972, NASA SP-310, 109.
- Crovisier J., Schloerb F. P., 1991, Kluwer Academic Publishers, 149.
- Crovisier J., Colom J., Gerard E., Bockelee-Morvan D., Bourgois G., 2002, *Astron. Astrophys.*, 1053.
- de Pater I., Palmer P., Snyder L. E., 1991, Kluwer Academic Publishers, 175.
- de pater I., Palmer P., Snyder L. E., Ip W-H., 1986, *The Exploration of Halley's Comet Vol 1*, 409.
- de Pater I., Wade C. M., Houppis L. L. F., Palmer P., 1985, *Icarus*, 62, 349
- Despois D., 1997, *Earth, Moon, and Planets* 79, 103.
- Dobrovolski O. V., 1958, *Bull. Instit. Astrofiz. Akad. Nauk. Tadzh., SSR.* No. 26.
- Greenberg J. M., 1982, University of Arizona Press, 131.
- Hanner M. S. et al., 1985, *Icarus*, 62, 97.
- Harmon J. K. et al., 1989, *ApJ*, 338, 1071.
- Hobbs R. W., Maran S. P., Brandt J. C, Webster W. J., Swamy K. S. K., 1975, *Astrophys. J*, 749.
- Hobbs R. W., Brandt J. C, Maran S. P., 1977, *Astrophys. J*, 218, 573.
- Lovell A. C. B., 1959, Stanford University Press, USA, *IAU Symp*, 9, 75.
- Makinen T., 2001, Finnish Meteorological Institute, 1.
- McCoy R. P., Opal C. B., Carruthers G. R., 1986, *The Exploration of Halley's Comet Vol 1*, 403.
- Smith A., Manoharan P. K., McGilvray A., Perera B., Roshi A., Vaddi S., 2020, *ATEL*, 13968, 1.
- Turner B. E., 1974, *Astrophys. J*, 189, L137.
- Weintraub D. A., Sandell G., Duncan W. D., 1989, *ApJL*, 340, L69.
- Whipple F. H., 1950, *ApJ*, 375.