

Transitions between polarisation and radicalisation in a temporal bi-layer echo chambers model

Lukasz G. Gajewski* and Julian Sienkiewicz

Faculty of Physics, Warsaw University of Technology, Koszykowa 75, 00-662 Warszawa, Poland

Janusz A. Hołyst

*Faculty of Physics, Warsaw University of Technology, Koszykowa 75, 00-662 Warszawa, Poland and
ITMO University, Kronverkskiy Prospekt 49, St Petersburg, Russia 197101*

Echo chambers and polarisation dynamics are as of late a very prominent topic in scientific communities around the world. As these phenomena directly affect our lives and seemingly more and more as our societies and communication channels evolve it becomes ever so important for us to understand the intricacies of opinion dynamics in the modern era. Here we extend an existing echo chambers model with activity driven agents onto a bi-layer topology and study the dynamics of the polarised state as a function of interlayer couplings. Different cases of such couplings are presented - unidirectional coupling that can be reduced to a mono-layer facing an external bias, symmetric and non-symmetric couplings. We have assumed that initial conditions impose system polarisation and agent opinions are different for both layers. Such a pre-conditioned polarised state can sustain without explicit homophilic interactions provided the coupling strength between agents belonging to different layers is weak enough. For a strong unidirectional or attractive coupling between two layers a discontinuous transition to a radicalised state takes place when mean opinions in both layers are the same. When coupling constants between the layers are of different signs the system exhibits sustained or decaying oscillations. Transitions between these states are analysed using a mean field approximation and classified in the framework of bifurcation theory.

I. INTRODUCTION

It is not unheard of in the scientific community to attempt to model how our societies form and function using techniques and approaches familiar to physicists [1–5]. Of a particular interest lately has been the dynamics of opinion formation, especially in the light of recently better studied phenomena such as echo chambers [6–9] and misinformation [10–15]. One of the major effects that seems to be strongly connected with echo chambers and misinformation is that of polarisation. While not every topic is polarising [16, 17] many certainly can be [7, 18–25]. It seems to have been recognised by some as dangerous to the state of democracy around the world, and that there is a need for research in this topic [26–32]. Especially in the light of a possible event of democracy backsliding [33, 34].

We find that it is also of interest to study the possible dynamics between two clearly defined groups as it often can be in politics (e.g. Democrat vs Republican in the USA), topics (pro- or anti-) as well as has precedence in sociophysics [35–41]. In particular we felt inspired by the work of Baumann et al. [6] where the authors introduce an echo chambers and polarisation model on complex networks. In this paper we modify said model so that it operates on a bi-layer temporal network, as opposed to a mono-layer, where each layer can represent a clearly defined group of individuals (agents). This transformation is directly driven by the fact that many

system drastically change their physical properties (e.g., phase transition type change) when considered on a duplex (bi-layer) topology [42, 43]. We show that several complex behaviours can be acquired by simply changing the nature of the coupling between those layers. Let us underline that the question of interacting layers is an extremely vivid topic in the view of COVID-19 epidemic (or infodemic [44]). Recent studies point to a pivotal role played by risk perception layer in the spreading of a disease [45] or explicitly the attitude toward vaccination [46]. In this scope examining the dynamics of two *coupled* opposite groups (e.g., pro- and anti-vaccination [47]) seems to be highly relevant.

Originally, in the work of Baumann et al., the system consists of N agents each with a real, continuous opinion variable $x_i(t) \in \mathbb{R}$. The sign determines the nature of opinion (for/against) while the value the conviction to it. The opinion dynamics is driven exclusively by the interactions between agents and is described by a system of coupled ordinary differential equations presented in [6]:

$$\dot{x}_i = -x_i + K \sum_{j=1}^N A_{ij}(t) \tanh(\alpha x_j), \quad (1)$$

where $K > 0$ is the *social interaction strength* and $\alpha > 0$ determines the degree of non-linearity. The rationale behind this very equation is built on the mechanism of informational influence theory with guarantees of monotonic influence and a cap on extreme opinions while also not being dissimilar to previously used non-linear functions in chaotic systems [48–51].

The matrix A is an $N \times N$ adjacency matrix in an activity-driven (AD) temporal network model [52–55]

* lukaszgajewski@tuta.io

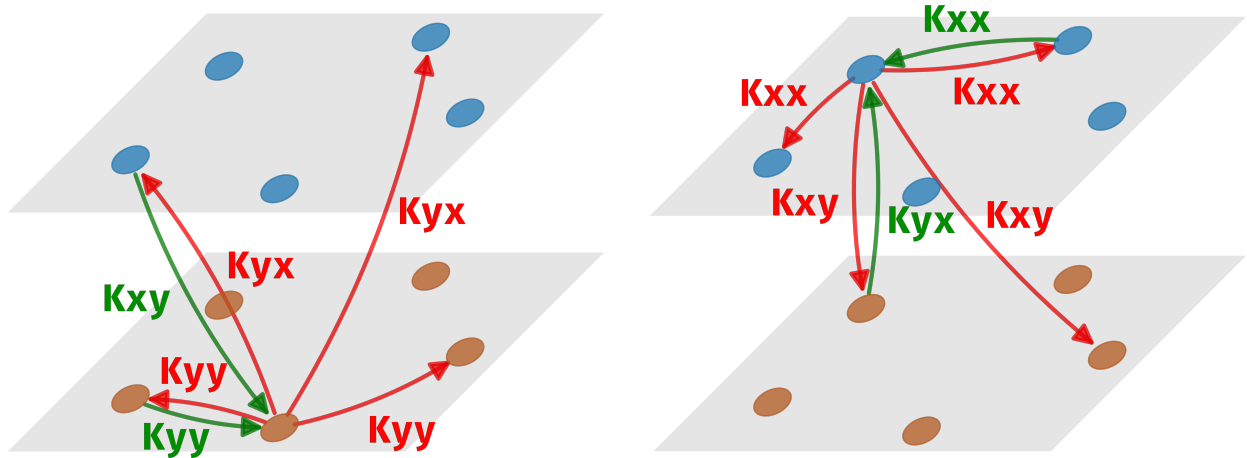


FIG. 1. Illustration of the temporal bi-layer network model. At any given moment an agent from either group can get activated and impose its influence upon other (red arrows) while in some cases this influence can be reciprocated (green arrows). Each arrow is labelled with an appropriate social influence coefficient later on used in system of equations (3).

(see Fig. 1 for our bi-layer interpretation). This is a model without a statically set social network but in each time step an agent can become social active with *propensity* $a_i \in [\epsilon, 1]$. The propensities are drawn from a power law distribution [52, 54] defined as follows:

$$F(a) = \frac{1 - \gamma}{1 - \epsilon^{1-\gamma}} a^{-\gamma}. \quad (2)$$

Once the agent is activated it makes m random connections with other agents and as is standard in AD models the connections are uniformly random. In [6] there is additionally an element of homophily as it is expected to be necessary to create polarisation effects [56, 57], however, since we will be considering a bi-layer model later on this is not the case for us. A proper study of the effects of the homophily in the form presented by Baumann et al. could turn out to be of interest yet we find it going beyond the scope of this paper.

The interactions in social media can often be asymmetric and so it is not always true that $A_{ij} = A_{ji}$. However, in this model there is a mechanism of *reciprocity* where each agent j that has received a connection from an active agent i can reciprocate the connection with probability r .

Following the terminology from the paper [6] we will call three specific opinion distributions as follows: (i) a *neutral consensus* (or simply consensus) will correspond to a phase when agents' opinions at both layers are similar and in average are close to zero; (ii) a *one-side radicalisation* OSR (or simply radicalisation) will be the opinion distribution when at both layers either a positive or a negative opinion is overwhelming and it is the same at both layers; (iii) a *polarisation* will be the opinion distribution when at one layer a positive opinion is overwhelming but on the other layer the negative opinion is overwhelming. Using the language of magnetic systems the neutral consensus corresponds to the paramagnetic phase, the radicalisation is the ferromagnetic phase and the polarisation is the antiferromagnetic phase [58].

II. MODEL DESCRIPTION

We modify the scenario described by Baumann et al. by considering a system of two (potentially) opposing groups represented by layers - X and Y - such that N_X of agents belong to group X and N_Y to Y. With this (1) becomes:

$$\begin{cases} \dot{x}_i = -x_i + K_{xx} \sum_j^{N_X} A_{ij}^{xx}(t) \tanh(\alpha_{xx} x_j) + K_{xy} \sum_j^{N_Y} A_{ij}^{xy}(t) \tanh(\alpha_{xy} y_j) \\ \dot{y}_i = -y_i + K_{yy} \sum_j^{N_Y} A_{ij}^{yy}(t) \tanh(\alpha_{yy} y_j) + K_{yx} \sum_j^{N_X} A_{ij}^{yx}(t) \tanh(\alpha_{yx} x_j), \end{cases} \quad (3)$$

This is the most general formulation of the model we propose and we will now appropriately simplify it as well as later on discuss its various regimes and scenarios that

emerge from it.

Let us further assume $K_{xx} = K_{yy} = K$, $\alpha_{xx} = \alpha_{yy} = \alpha_{xy} = \alpha_{yx} = \alpha$, $N_X = N_Y = \frac{1}{2}N$ and both r and a to

be the same for both groups, within as well as without. Average activity is given by:

$$\langle a \rangle = \frac{1 - \gamma}{2 - \gamma} \frac{1 - \epsilon^{2-\gamma}}{1 - \epsilon^{1-\gamma}}. \quad (4)$$

Similarly as in [6] we assume that processes related to topology changes as described by matrices $A_{ij}(t)$ are much faster than changes of opinions $x_i(t)$ and $y_i(t)$ and we shall insert into (3) mean values of these matrices $\langle A_{ij}(t) \rangle_{t,a} = \frac{1}{2}m(1+r)\langle a \rangle$, see Section ‘‘Approximation of the critical controversialness’’ in the supplemental materials of [6] for detailed derivation. When $K_{xy} = K_{yx}$ then the Jacobian of (3) calculated in the point $x_i = y_i = 0$ possesses two special eigenvectors, $e_+ = [1, 1, 1, \dots, 1, 1]^T$ and $e_- = [1, 1, 1, \dots, -1, -1, -1]^T$ and corresponding eigenvalues $\lambda_+ = c\alpha[K(N_x - 1)/N_x + K_{xy}]$ and $\lambda_- = c\alpha[K(N_x - 1)/N_x - K_{xy}]$.

Then we can write mean field equations for the expected values of opinions in X and Y . For simplicity let us set $c = \frac{m}{2}(1+r)\langle a \rangle$ and then,

$$\begin{cases} \dot{\langle x \rangle} = -\langle x \rangle + Kc \tanh(\alpha \langle x \rangle) + K_{xy}c \tanh(\alpha \langle y \rangle) \\ \dot{\langle y \rangle} = -\langle y \rangle + Kc \tanh(\alpha \langle y \rangle) + K_{yx}c \tanh(\alpha \langle x \rangle). \end{cases} \quad (5)$$

We show that in our bi-layer variant of the echo chambers and polarisation model [6], when initial conditions impose a polarised state and there are opposite agents’ opinions at different layers then depending on the type of inter-layer coupling various patterns are observed. For a weak attractive coupling the polarised state is preserved but when the coupling reaches a critical value a discontinuous transition to a radicalisation phase [6, 59, 60] takes place and opinions at both layers are similar and biased towards a positive or negative value. An asymmetric (attractive/repulsive) coupling between agents at both layers induces oscillations of opinions.

Let us stress that when the coupling between layers is weak then the layers operate independently and each of them becomes an analog to the system studied in [6] when the homophily is neglected. Thus, each given layer can be radicalised but the composite bi-layer system can be also *polarised* when each layer has its own radicalised state *opposite* to the other layer’s (this opposition state depends on the initial conditions, however).

Further on we provide agent-based simulations and detailed mathematical analysis that makes use of the mean field approximation and catastrophes theory and well fits to results of agent-based numerical simulations.

Our work is also distinctly different from the recent publication of Baumann et al. [26] where authors consider a multidimensional version of the echo chambers model. In their work the coupling occurs via a correlated *topic* space whereas we establish a variant with *interacting groups*, quite naturally leading to very different phenomena being observed.

III. METHODOLOGY

All simulations were conducted, unless stated otherwise, with parameter values: network size $N = 1000$, $\gamma = 2.1$, $\epsilon = 0.01$, $m = 10$, $r = 0.5$, $K = 1$, $\alpha = 1$, $K_{xy} = K_{yx} = -1$ (or 1, -1 accordingly in the asymmetric, oscillating case and 1,1 in the positive symmetric, weak coupling case). Note that as a consequence of these values the parameter $c \approx 0.306$. The systems of equations in the agent-based simulations were integrated using an explicit fourth order Runge-Kutta method with a time step $dt = 0.05$. The temporal adjacency matrix A_{ij} is computed at each integration step. Mean field equations where no analytical solution was possible were integrated using an embedded Runge-Kutta 5(4)[61, 62]. Following the rationale in [6, 63] the AD network is updated on each integration step as to separate the timescales of connections and opinion dynamics.

IV. RESULTS

In this section we present the results of agent-based simulations and the mean field approximation to the four scenarios described before. The scenarios are: (a) unidirectional coupling (this case will be equivalent to an external bias), (b) symmetric coupling, (c) non-symmetric coupling.

A. Unidirectional coupling

We can study a cumulative effect of a bi-layer environment via an addition of external bias to a mono-layer system. This bias can represent cumulative effect of another group (Y) or just the medium in which the system operates.

In essence, stemming from Eq. (3), we set $K_{yx} = 0$, $K_{xx} = K \neq K_{yy}$, $\alpha_{xx} = \alpha \neq \alpha_{yy} \neq \alpha_{yx} \neq \alpha_{xy}$. If $K_{yy}\alpha_{yy}c > 1$ then the layer Y is radicalised and agents’ opinions y_i in this layer are centered around a certain nonzero value $\langle y \rangle$ that is constant in time. In such a case the whole term $K_{xy} \sum_j^{N_Y} A_{ij}^{xy}(t) \tanh(\alpha_{xy}y_j) = B_i$ can be ‘‘hidden’’ behind a cumulative effect - an external bias B_i that can be in general dependent on the site i and can be either supporting a local opinion x_i in the layer X or working in opposition to x_i .

Therefore we can write that:

$$\dot{x}_i = -x_i + K \sum_j^N A_{ij}(t) \tanh(\alpha x_j) + B_i, \quad (6)$$

and by averaging x_i we get

$$\dot{\langle x \rangle} = -\langle x \rangle + Kc \tanh(\alpha \langle x \rangle) + B. \quad (7)$$

where $B = \langle B_i \rangle$. The dynamical system described by (7) exhibits a cusp catastrophe [64, 65]. If $Kc\alpha < 1$ then there is only one steady state solution of (7). However if $Kc\alpha > 1$ then two scenarios are possible. When the modulus of the external bias B is smaller than some critical value B_c then the equation (7) possesses two stable and one unstable fixed point. It means the mean opinion in the layer X is in agreement or in disagreement with the external bias B . When B is larger than some critical B_c then the equation (7) possesses only one solution and the mean opinion in the group X directed against the external bias B is not possible. It means that at some critical B_c a discontinuous transition takes place (see Fig. 2a). Values of B_c can be found from the stability analysis of (6) or (7).

In the case of (7) we get the Lyapunov exponent [66] at the point x_c corresponding to a steady state solution that stability is examined

$$\lambda = -1 + Kc\alpha \operatorname{sech}^2(\alpha x_c). \quad (8)$$

In the case of (6) the Jacobian becomes:

$$J|_{x_i=x_c} = \begin{bmatrix} -1 & Kc\alpha \operatorname{sech}^2(\alpha x_c) & \dots \\ Kc\alpha \operatorname{sech}^2(\alpha x_c) & -1 & \dots \\ \vdots & \vdots & \ddots \end{bmatrix}, \quad (9)$$

with the largest eigenvalue

$$\lambda_{max} = -1 + \frac{N-1}{N} Kc\alpha \operatorname{sech}^2(\alpha x_c). \quad (10)$$

When $N \rightarrow \infty$ then solutions (8) and (10) coincide. Combining the condition for the steady state of (7) and the condition for changing the sign of the eigenvalue λ_{max} (10) we get a solution for the critical value of the external bias B_c :

$$\begin{cases} x_c = \frac{1}{\alpha} \cosh^{-1} \left(\sqrt{\frac{N-1}{N} Kc\alpha} \right) \xrightarrow{N \rightarrow \infty} \frac{1}{\alpha} \cosh^{-1} (\sqrt{Kc\alpha}) \\ B_c = x_c - Kc \tanh(\alpha x_c), \end{cases} \quad (11)$$

In order to explore the behavior of Eq. (6) one can examine the effective potential

$$V(x) = - \int_{-\infty}^x F(u) du, \quad (12)$$

where $F(x)$ is the so-called effective force, being r.h.s. of Eq. (6). Thus, in our case

$$V(x) = \frac{x^2}{2} - \frac{Kc}{\alpha} \ln \cosh(\alpha x) - Bx. \quad (13)$$

If $B = 0$ (Fig. 2b) then the potential $V(x)$ is a symmetric function possessing two minimum values and one

maximum, corresponding to, respectively stable and unstable solutions as long as $\alpha > 1/(Kc)$ or one minimum at $x = 0$ if this condition is not fulfilled. However, if $B \neq 0$ the potential becomes asymmetric (Fig. 2c) and for $B \geq B_c$ the second minimum is no longer observed (see Fig. 2d-e). Let us note that if $Kc\alpha \gg 1$ in Eq. (11) then $B_c \rightarrow -Kc$.

The above results mean that a discontinuous phase transition in the temporary network (6) should occur from a system's steady state to another one that is directed towards the external bias. E.g. if the system converges on a negative (average) opinion and we set the bias to a positive and sufficiently large value the system will suddenly jump to the opposite side. In Fig. 3a we present an example of that. We wait until the system reaches its steady state and then activate the bias with an opposite sign. If the value is below the critical one the system merely shifts slightly towards zero, however, if $|B| > B_c$ a sudden jump occurs. In Fig. 3b we show this in the $B - \alpha$ phase space: yet again the mean field approach — Eq. (11) — allows us to predict this behaviour.

We consider this case study as illustrative of how, for example, a propaganda may or may not be successful. We use “propaganda” here as a neutral term, without concerning ourselves whether it is good or bad. One can easily imagine situations that are either. Such a scenario boils down to the strength of the campaign in question since the dynamic of change is non-linear and the transition can be very sudden. One of the significant implications of this is that it may be rather difficult to react to the propaganda machine in time to stop the society from drastically shifting its stance.

B. Symmetric coupling

Here we consider a variant of the model when the two layers are positively but weakly coupled via the coupling parameter δ . We introduce this weak-coupling parameter $0 < \delta < 1$ to the variant where both K_{xy} and K_{yx} are positive and for simplicity let us assume $K_{xy} = K_{yx} = \delta K$. Note that for large positive coupling $\delta > 1$ the system functionally reduces to the scenario already described by Baumann et al., and therefore will not be discussed by us. The mean field equations for the expected values can be written as:

$$\begin{cases} \langle \dot{x} \rangle = -\langle x \rangle + Kc \tanh(\alpha \langle x \rangle) + \delta Kc \tanh(\alpha \langle y \rangle) \\ \langle \dot{y} \rangle = -\langle y \rangle + Kc \tanh(\alpha \langle y \rangle) + \delta Kc \tanh(\alpha \langle x \rangle). \end{cases} \quad (14)$$

With positive coupling the two groups ought to merge for some critical value δ_c . However, before that happens a coexistence of two groups with opposite opinions is possible. In such a case $x_c = -y_c$ in the steady state and by writing out the Jacobian of the system (14):

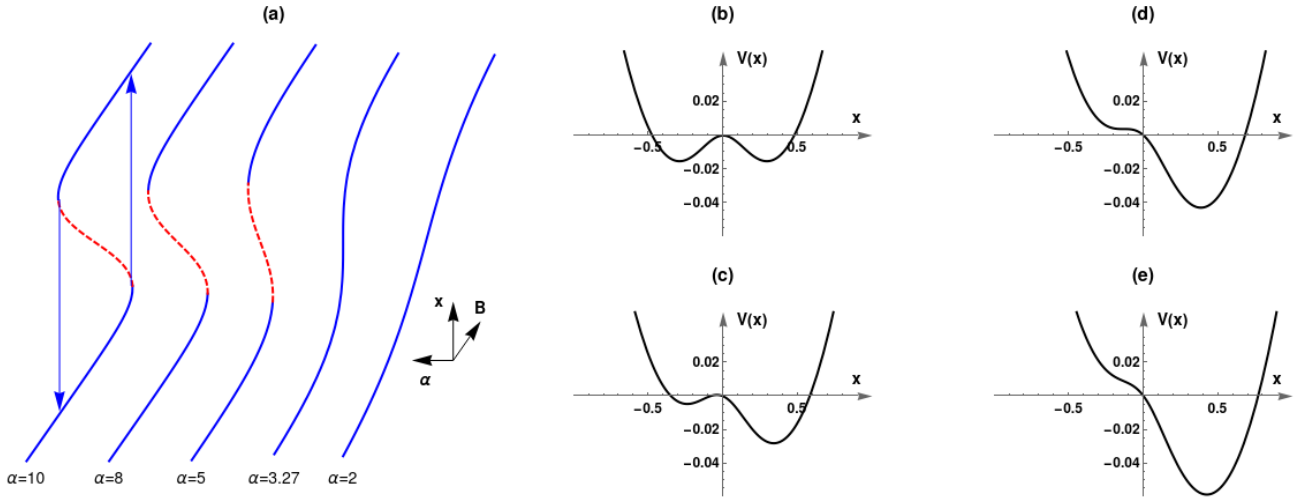


FIG. 2. (a) Bifurcation and hysteresis loop in the system of external bias: for $\alpha > 1/(Kc) \approx 3.27$ the system can be bistable and once a critical value of B_c is reached there is a switch of opinion majority from a state against the field to towards it (an vice-versa for $-B_c$). Also in such a case, we cannot reach a neutral solution ($x = 0$) for any $B > 0$. For $\alpha < 1/(Kc)$ we have only one stable solution and such effects do not take place. (b-e) Shape of the potential $V(x)$ given by Eq. (13) for $Kc\alpha = 2$ and $B = 0$ (b), $B = 0.04$ (c) $B = 0.0815$ (d) and $B = 0.12$ (e).

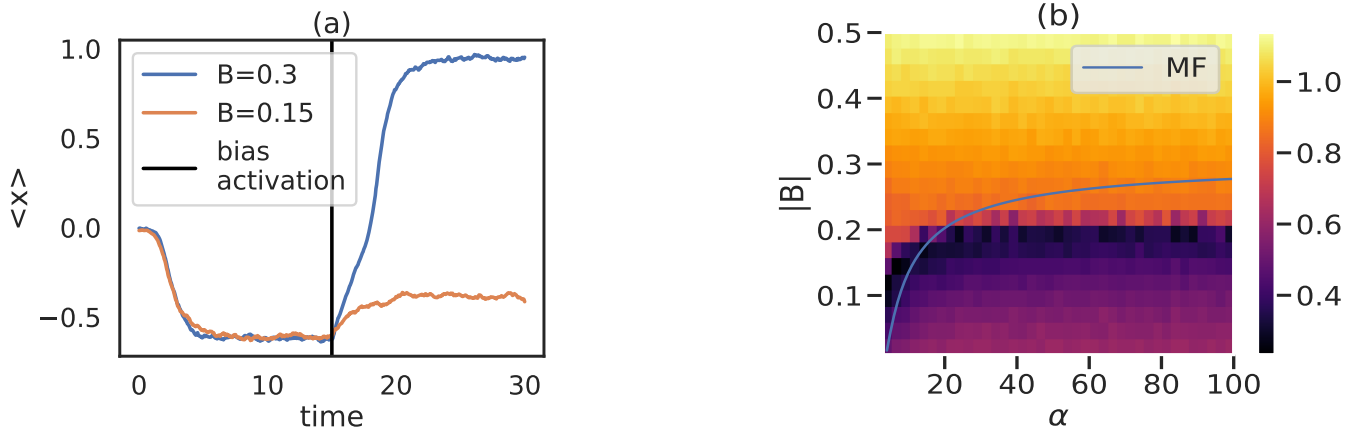


FIG. 3. Phase transition for the temporary network described by 6 under the influence of an external bias. The left panel - (a) - shows two examples of an average opinion of the system as a function of time. One trajectory is for a value of external bias above the critical threshold and the other below. A solid vertical line signifying the moment we enable the external bias is present. The right panel - (b) - shows the $B - \alpha$ phase space, where colour is $\langle |x| \rangle$, with a visible phase transition to an opposite opinion and the mean field approximation for the critical line - Eq. (11).

$$J|_{(x)=-\langle y \rangle=x_c} = \begin{bmatrix} -1 + Kc\alpha \operatorname{sech}^2(\alpha x_c) & \delta Kc\alpha \operatorname{sech}^2(\alpha x_c) \\ \delta Kc\alpha \operatorname{sech}^2(\alpha x_c) & -1 + Kc\alpha \operatorname{sech}^2(\alpha x_c) \end{bmatrix}, \quad (15)$$

from which we get both eigenvalues as:

$$\lambda_{1,2} = Kc\alpha \operatorname{sech}^2(\alpha x_c)(1 \pm \delta) - 1, \quad (16)$$

and looking at the largest eigenvalue and the steady state

solution it is easy to obtain that:

$$\begin{cases} \delta_c = \frac{1}{Kc\alpha} \cosh^2(\alpha x_c) - 1 \\ 0 = -x_c + Kc(1 - \delta_c) \tanh(\alpha x_c), \end{cases} \quad (17)$$

which must be solved numerically.

We find that there exists a critical value δ_c for which a

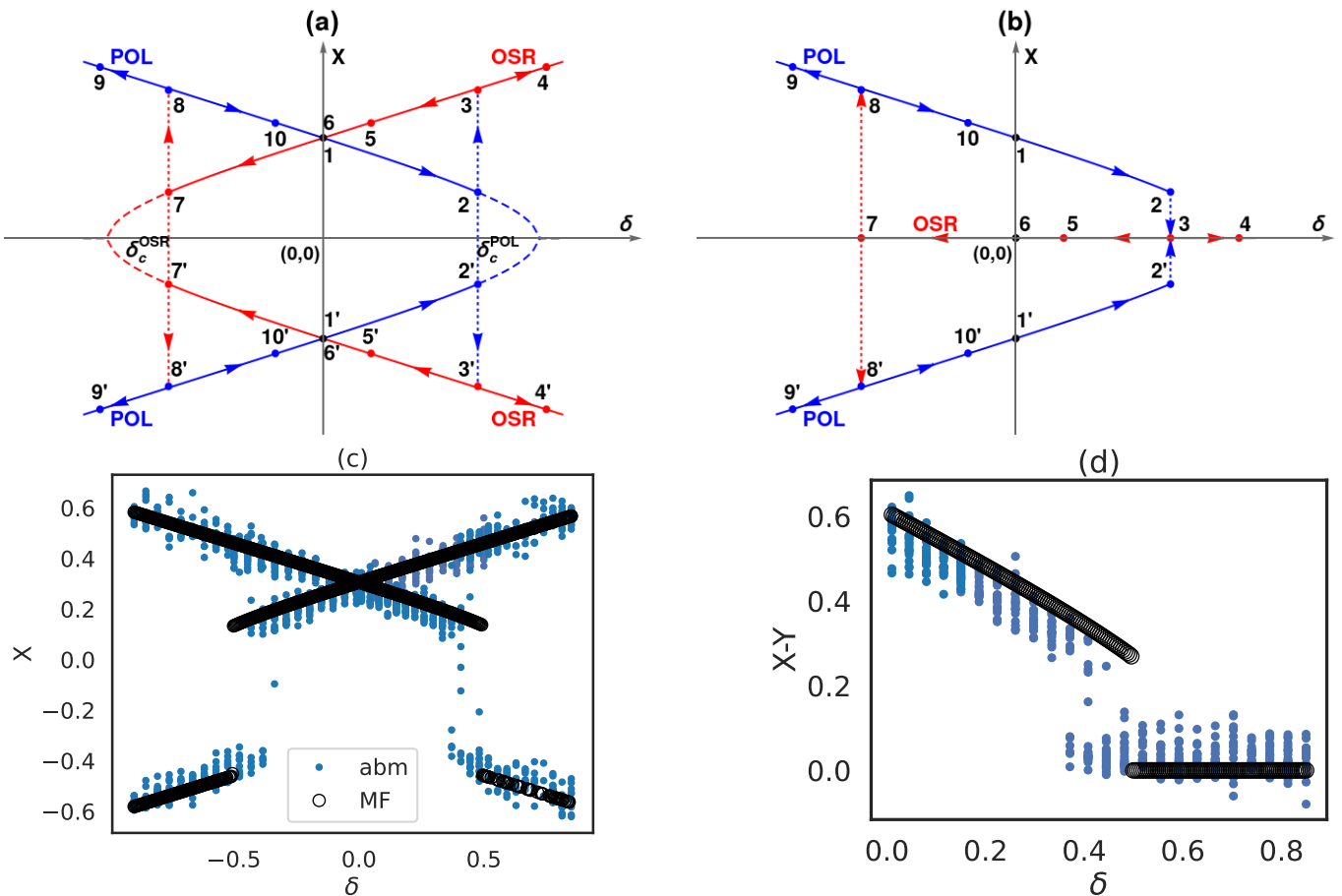


FIG. 4. (a-b) Illustration of the phase transition in a weakly coupled scenario for different values of δ in (a) X, δ and (b) $X-Y, \delta$ plane, see the main text for detailed description of points (1)-(10) and (1')-(10'); (c-d) Comparison of analytical predictions with ABM simulations. Dots show 20 independent realisations of an agent-based simulation while mean field solution is open circles (with $\alpha = 10$). In (c) only the average opinion of layer X is shown (Y omitted for clarity as it would simply be symmetrically opposite).

phase transition occurs from a polarisation (denoted as POL) state to a non-neutral consensus state (or the so called one side radicalisation – OSR).

Figure 4 illustrates this behavior via (x, δ) and $(x-y, \delta)$ planes plots with points (1)–(10) and, equivalently, (1') – (10') referring to specific states of the system. The two layers start in opposition, i.e., in a polarised state ($\delta = 0$, either 1 or 1', depending on the setting); then we enable a positive but weak $0 < \delta < 1$ coupling between them. As δ increases the groups final average opinions slowly and smoothly approach each other until the critical value of δ_c^{POL} (2 or 2') corresponding to a bifurcation point, where two groups merge into one with a radicalised opinion (3 or 3'). Further increasing of δ results in stronger radicalization (4 or 4'). On the other hand, if we follow the path of decreasing δ the average opinion value drops down (5, or 5') and we arrive once again at $\delta = 0$ (6 or 6'). Although the value of x at (6) is the same as in (1) it is a different state as confirmed by Fig. 4b. We might then keep on decreasing δ , switching to negative values

(weak negative coupling) until we reach $\delta_c^{OSR} = -\delta_c^{POL}$ at (7 or 7') that once again corresponds to a bifurcation point, this time leading to separation of groups (8 or 8'), i.e. to a POL state. Further decrease of δ strengthens group polarisation (9 or 9') while by increasing it we go through (10 or 10') to close the loop reaching (1 or 1'). We also see a decent match of the mean field approach with agent-based model (ABM) simulations (Figure 4c-d).

We can interpret these results by posing a following question. Imagine that we can somehow influence the attitudes of the layers such that we soften the animosities towards more amicable, and maybe even eventually slightly cordial, side of things. Would that be enough to settle a conflict of some sort? Or do we need to completely flip peoples attitudes to make consensus possible. Our model suggests that it can be enough, indeed. This implies that while prejudice can cause society to split there is also room for hope because not as drastic changes to the attitudes as one would perhaps expect can cause

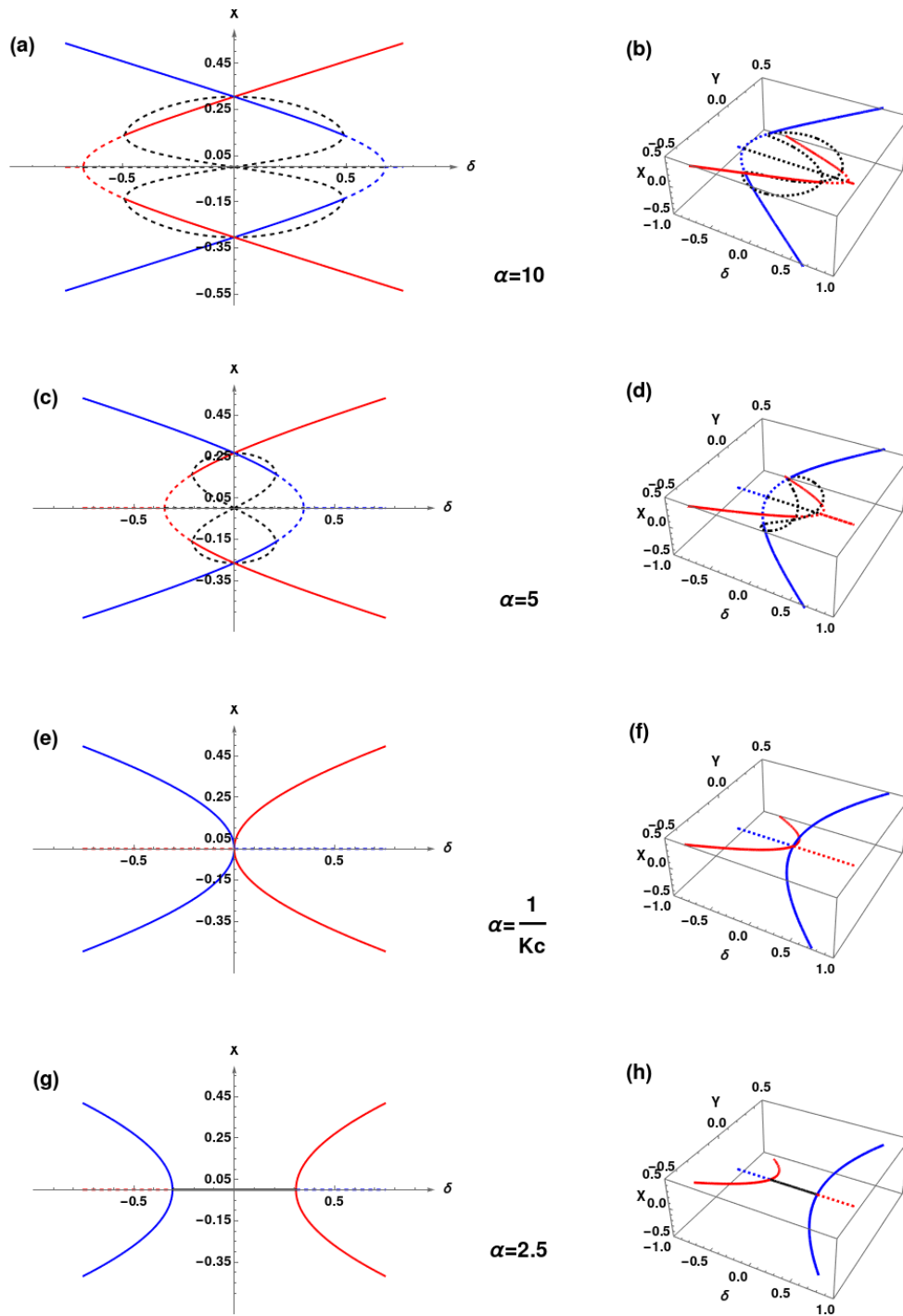


FIG. 5. Solutions of Eq. (3) for different values of α (in each case $K = 1$ and $c = 0.306$) and : left column shows x as a function of δ while the right one x, y as a function of δ . Solid lines represent stable solutions and dotted ones – unstable. Red and blue curves denote radicalization and polarisation (as in Fig. 4), black dashed lines show auxiliary solutions and black solid – neutral consensus.

the layers to converge on an opinion, albeit not a neutral one.

Figure 5 presents solutions of Eq. (14) for different values of α . It is essential to note here that in this system we face also other critical behaviour: in order to ob-

serve bi-stability for POL and OSR it is necessary that $\alpha > 1/(Kc)$ (see Fig. 5a, c and e). Otherwise, if starting from a polarised state for $\delta < 0$, the average opinion in both groups decreases with increasing δ and when $\delta = -\frac{1}{Kc\alpha} + 1$ a state of neutral consensus is achieved

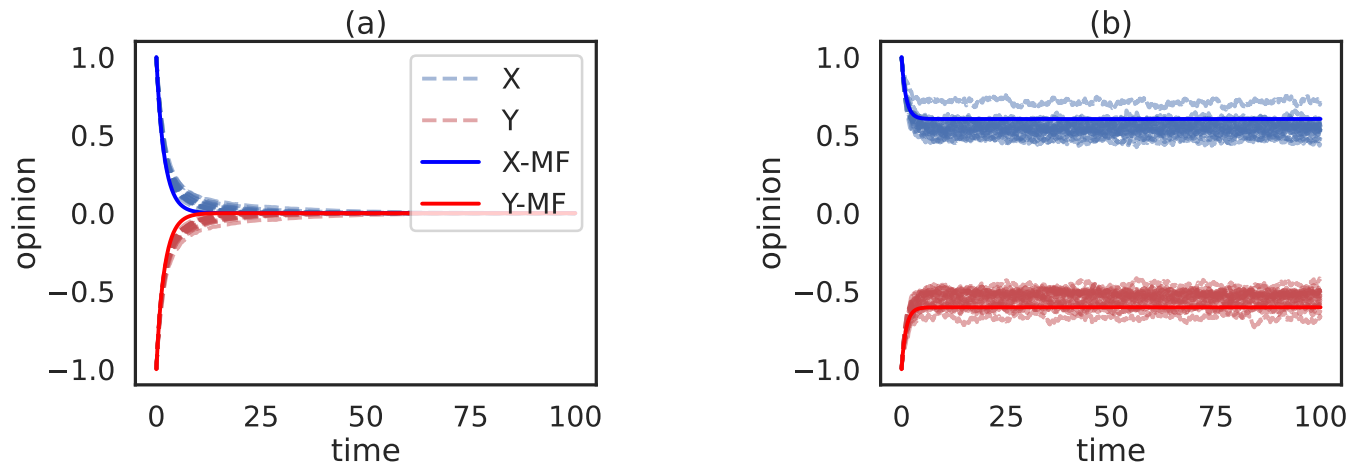


FIG. 6. Example trajectories of the groups' average opinions as they change in time. Dashed lines represent agent-based simulations and there are 20 independent realisations shown. Solid lines are the result of the mean field approximation (-MF). The top panel - (a) - shows the behaviour below the critical value with $\alpha = 0.84$ - both groups converge on a neutral opinion while the bottom panel - (b) - above it with $\alpha = 4.0$ and groups remain in their respective opinions in opposition to each other.

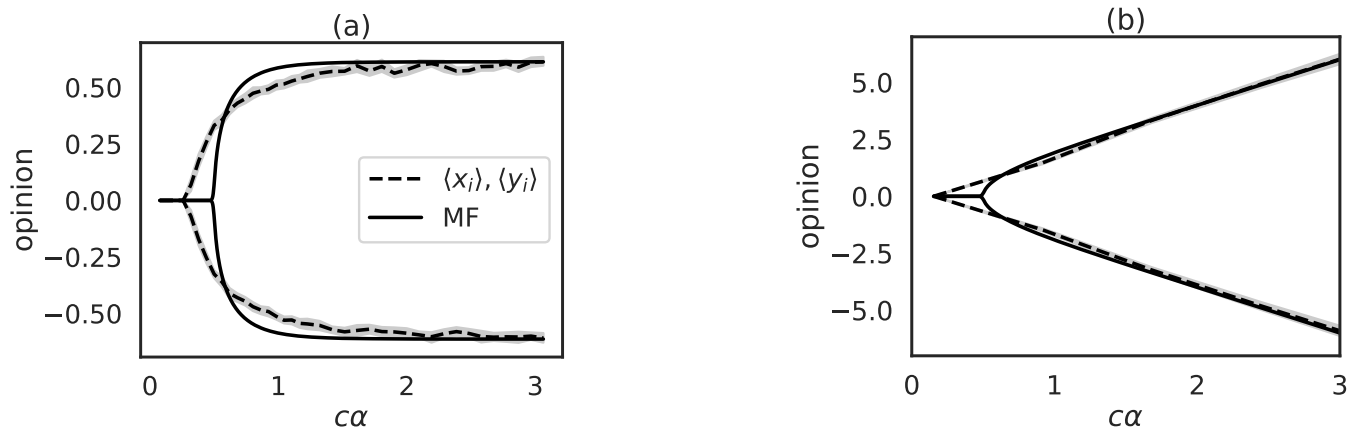


FIG. 7. Phase transition (a pitchfork bifurcation) from the symmetric consensus to the opposite values of opinions in different layers X and Y under different parameter modulation in both agent-based simulations and mean field approximation. The transition takes place at the point $K(1 - \delta)c\alpha = 1$. The left panel - (a) - shows the transition as we increase α and keep $c \approx 0.306$ while the right panel - (b) - shows what occurs when we keep $\alpha = 1$ and change c by increasing the parameter m . The agent-based results are averaged over 20 independent realisations with a 95% confidence interval present in the form of the error bands. Asymptotic behaviours observed at both panels for $c\alpha \gg 1$ are in a very good agreement with Eq. (20).

characterized by $x = 0$ and $y = 0$. The system stays in this state until $\delta = \frac{1}{Kc\alpha} - 1$ where both groups simultaneously acquire the same non-zero opinion (OSR state). When $\alpha > 1/(Kc)$ we obtain also an auxiliary solution (marked by black dashed line in Fig.5a-d), which is, however, always unstable and therefore plays no role in the dynamics.

Let us consider now in detail the case of the symmetrically and negatively coupled opposing layers with small values of α (i.e., the setting shown in Fig. 5e-h) and check it with the outcomes of ABM. With the use of a mean field theory we expect a phase transition from a neutral consensus - where both groups converge at zero - to a polarised state where the layers remain in their

respective opinions in opposition to one another, as the control value $c\alpha$ is increased. We choose not to use one single control parameter as the behaviour of the system slightly changes depending on whether we modulate c or α .

We arrive at that prediction similarly as before, i.e., from the Jacobian matrix (15) of the system (14) we can acquire the eigenvalues $\lambda_{+,-}$

$$\lambda_{+,-} = c\alpha K(1 \pm \delta) - 1. \quad (18)$$

We can then find a steady state solution in the polarised phase ($x_{t \rightarrow \infty} = -y_{t \rightarrow \infty}$) by solving numerically

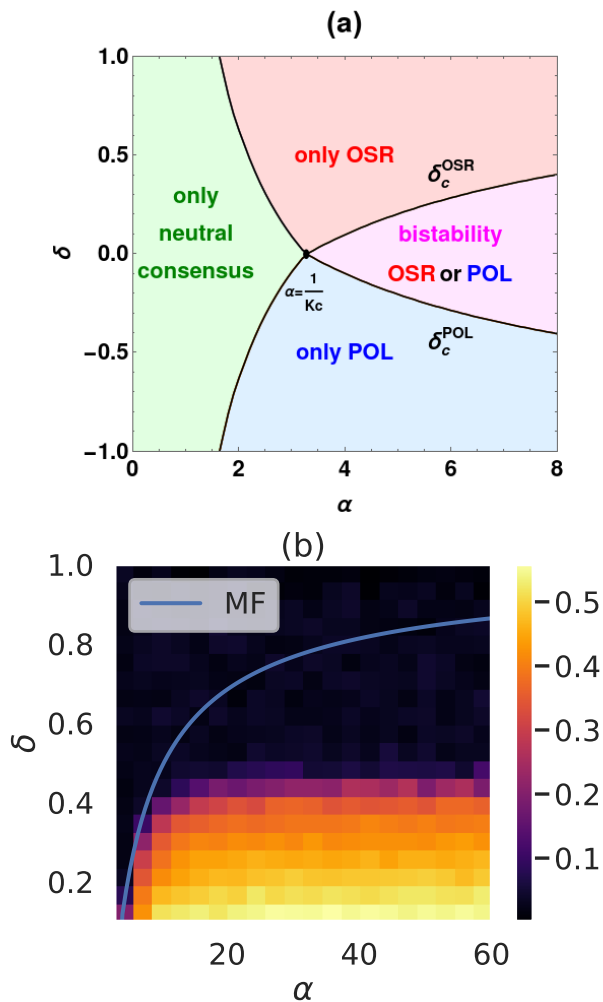


FIG. 8. (a) Phase diagram of the system given by Eq. (14) for $c = 0.306$ and $K = 1$. (b) Numerical simulations of the ABM model, where colour is $|\langle x \rangle - \langle y \rangle|$, with a visible transition from opposing opinions to a non-neutral consensus. In both panels solid lines come from MF solution given by Eq. (17).

the following relation:

$$x_{t \rightarrow \infty} = (1 - \delta)Kc \tanh \alpha x_{t \rightarrow \infty}, \quad (19)$$

which can be written in a normalised form $u = K(1 - \delta)\alpha c \tanh(u)$ when $u = \alpha x_{t \rightarrow \infty}$. Since the solution u of the last equation increases from 0 to $K(1 - \delta)\alpha c$ when the product $K(1 - \delta)\alpha c$ increases from 1 to ∞ thus for $K(1 - \delta)\alpha c \gg 1$ there is

$$x_{t \rightarrow \infty} \approx K(1 - \delta)c, \quad (20)$$

which explains the difference in the behaviour we mentioned (c vs. α modulation) and observe in Fig. 7.

In Fig. 6 we present examples of trajectories of the system where we arbitrarily chose groups to start with all its agents with opinion +1 (X) and with -1 (Y), however, the results do not depend on this choice. There one can see the two aforementioned phases - consensus and

polarisation. Plots show the mean opinion of each layer as a function of time. The agent-based simulations are not deterministic and therefore we show 20 independent realisations and compare against the mean field prediction. It is apparent that below the critical value of $c\alpha$ the whole system converges at zero - both layers reach a neutral consensus (Fig. 6a). As the control parameter is increased the situation changes and a polarisation phase occurs (Fig. 6b). The two layers now stand in opposition to one another and no consensus is possible.

Using the mean field theory we estimate the critical value of $c\alpha$ and present the test of our predictions in Fig. 7. As mentioned before it depends whether we modulated α or c and we show that in Fig. 7a and Fig. 7b, respectively. When $c = \text{const.}$ the system reaches a plateau, however, when c is increased the final opinion value of the system also increases indefinitely. In both scenarios we see a phase transition (a supercritical pitchfork bifurcation [67]) at a certain critical value and a reasonably decent fit from the mean field approximation.

We find this setting to be representative of a typical echo chamber situation in context of two rivaling groups such as political parties. If the animosity from one to the other or mutually is strong enough then no consensus is possible - while the groups may not be as radical as in initially they will always persist in their view opposite to the other. This essentially shows that prejudice has the potential to lock society into a predetermined antagonistic state.

The outcomes of this analysis can be summarised in a concise way with a $\delta - \alpha$ phase diagram shown in Fig. 8a where the predictions of different states of the systems (i.e. neutral consensus, polarization, radicalization and bi-stability) are presented. We also see a decent match of the ABM results, however, only for relatively small values of α and δ - see Fig. 8b where we show a heatmap of the $\delta - \alpha$ phase space where colour denotes the distance between averages.

C. Non-symmetric coupling

Let us now make a bridge between the systems (14) and (5) by formulating predictions in the mean field approach for the case when the coupling between layers is not symmetrical. At first we shall look at a scenario when the coupling is of the same sign but of (possibly but not necessarily) different magnitude, i.e., we consider the system as described by (5) with the omission of the external bias. The procedure of the analysis for this systems is, of course, analogous to what we have already done before:

The Jacobian matrix of (5) is

$$J|_{\langle x \rangle = \langle y \rangle = 0} = \begin{bmatrix} -1 + c\alpha K & c\alpha K_{xy} \\ c\alpha K_{yx} & -1 + c\alpha K \end{bmatrix}, \quad (21)$$

from which we get both eigenvalues as:

$$\lambda_{1,2} = c\alpha K \mp c\alpha \sqrt{K_{xy}K_{yx}} - 1. \quad (22)$$

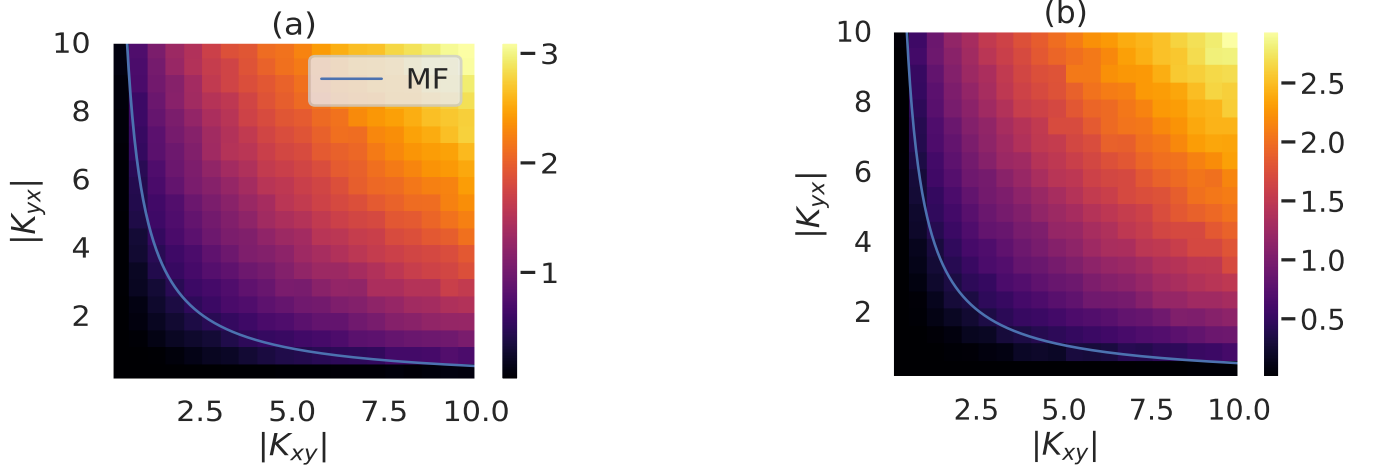


FIG. 9. The coupling parameters phase space ($|K_{xy}| - |K_{yx}|$, when $K_{xy}, K_{yx} < 0$ in a form of a heat map, where the colour represents the average $(1/2)(|\langle x_i \rangle| + |\langle y_i \rangle|)$, with a visible transition from neutral consensus to polarisation. MF is Eq. (24). Left panel - (a) - shows results for initial conditions corresponding to the opposite radicalisation in each layer. In the right panel - (b) - the initial conditions for all agents were drawn randomly from a uniform distribution $(-1, 1)$ showing that this result does not depend on initial conditions.

When $K_{xy} = K_{yx}$ then eigenvalues $\lambda_{1,2}$ reduce to $\lambda_{+,-}$

$$\lambda_{+,-} = c\alpha(K \pm K_{xy}) - 1, \quad (23)$$

calculated directly from the agent-based model (3) in the limit $N \rightarrow \infty$ and in such a case corresponding eigenvectors of Jacobian (21) are $e_+ = [1, 1]^T$ and $e_- = [1, -1]^T$.

In general the product $K_{xy}K_{yx}$ can be positive or negative; if it is positive then either $K_{xy} > 0 \wedge K_{yx} > 0$ and the system falls into what was described by Baumann et al. (unless we consider the weak coupling $\delta < 1$ introduced in Sec. IV B) or $K_{xy} < 0 \wedge K_{yx} < 0$ and new behaviour in the system emerges accompanied by a phase transition occurring when $\lambda_{max} = \lambda_-$ changes sign. Since the eigenvector e_- is asymmetrical thus the case $\lambda_{max} > 0$ means here that the consensus phase $x = y = 0$ loses its stability and system is polarised, i.e. opinions in groups X and Y split into opposite directions. From λ_{max} changing its sign we get a relationship between the K_{xy} and K_{yx} :

$$K_{yx} = \left(\frac{1 - c\alpha K}{c\alpha} \right)^2 \frac{1}{K_{xy}}. \quad (24)$$

If $K_{yx} = K_{xy} < 0$ and the system is in the polarised phase then its steady state is $x_{t \rightarrow \infty} = -y_{t \rightarrow \infty}$ which can be found by solving numerically for $x_{t \rightarrow \infty}$ the following relation:

$$x_{t \rightarrow \infty} = (K - K_{xy})c \tanh(\alpha x_{t \rightarrow \infty}). \quad (25)$$

Equation (25) can be again written in a normalised form as earlier $u = (K - K_{xy})\alpha c \tanh(u)$ when $u = \alpha x_{t \rightarrow \infty}$. Since the solution u of the last equation increases from 0 to $(K - K_{xy})\alpha c$ when the product $(K -$

$K_{xy})\alpha c$ increases from 1 to ∞ thus for $(K - K_{xy})\alpha c \gg 1$ there is

$$x_{t \rightarrow \infty} \approx (K - K_{xy})c, \quad (26)$$

which also explains the difference in the behaviour we observe in Fig. 7 albeit in a more general context.

We also present a heatmap (Fig. 9) of the coupling parameters phase space with $Kc\alpha \approx 0.306$. The colour there shows the absolute value of the mean opinion of the system. Again we see a transition from consensus to polarisation with a good match from the mean field approach and specifically the Eq. (24).

Another interesting case is that of an a- or perhaps even anti-symmetric coupling where one group “likes” the other but the feeling is not mutual, i.e., the signs of the coupling parameters are opposite. According to the mean field theory we ought to see two possible behaviours of the system - dampened or sustained oscillations depending on the values of the control parameter. As before it does depend whether we change c or α . In Figs. 10 and 11 we show time and phase trajectories respectively. In both cases it is apparent that the two aforementioned behaviours are present. Namely the system has two possible attractors - a point or an orbit. While there is a slight shift as to when the transition occurs when comparing agent-based simulations and the mean field approximation we find the analytical approach to be qualitatively successful.

This effect is due to the product $K_{xy}K_{yx}$ being negative and then the eigenvalues are complex, and the system exhibits a supercritical Hopf bifurcation [67]. When $Kc\alpha < 1$ then the attractor of dynamical system (5) is the point $(0, 0)$ i.e. there is a consensus amongst the groups. When $Kc\alpha > 1$ this trivial fixed point loses its stability and we expect to see oscillations in the system

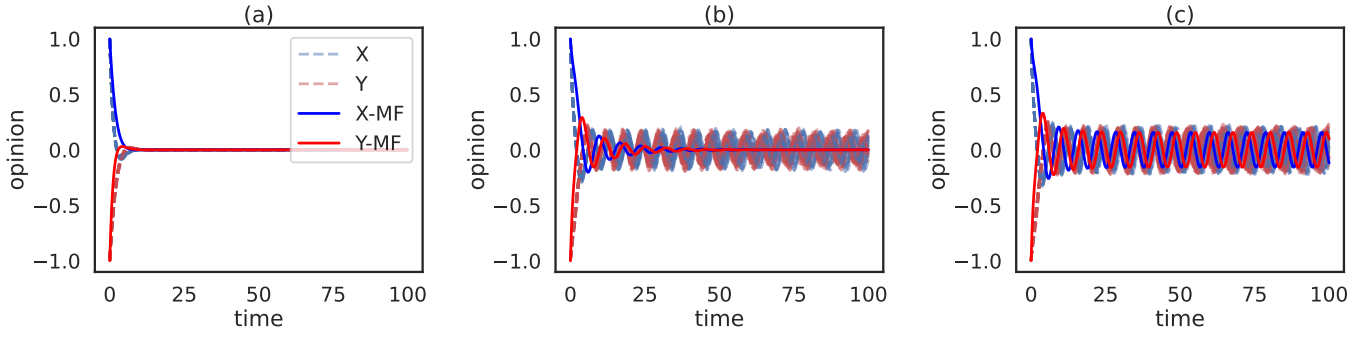


FIG. 10. Example trajectories in the asymmetric coupling parameters scenario for $\alpha = 1, 3, 3.5$ respectively left to right. 20 independent agent-based simulation results are shown as dashed lines with solid lines representing the mean field (MF) approximation. Two distinct behaviours are visible - sustained and dampened oscillations.

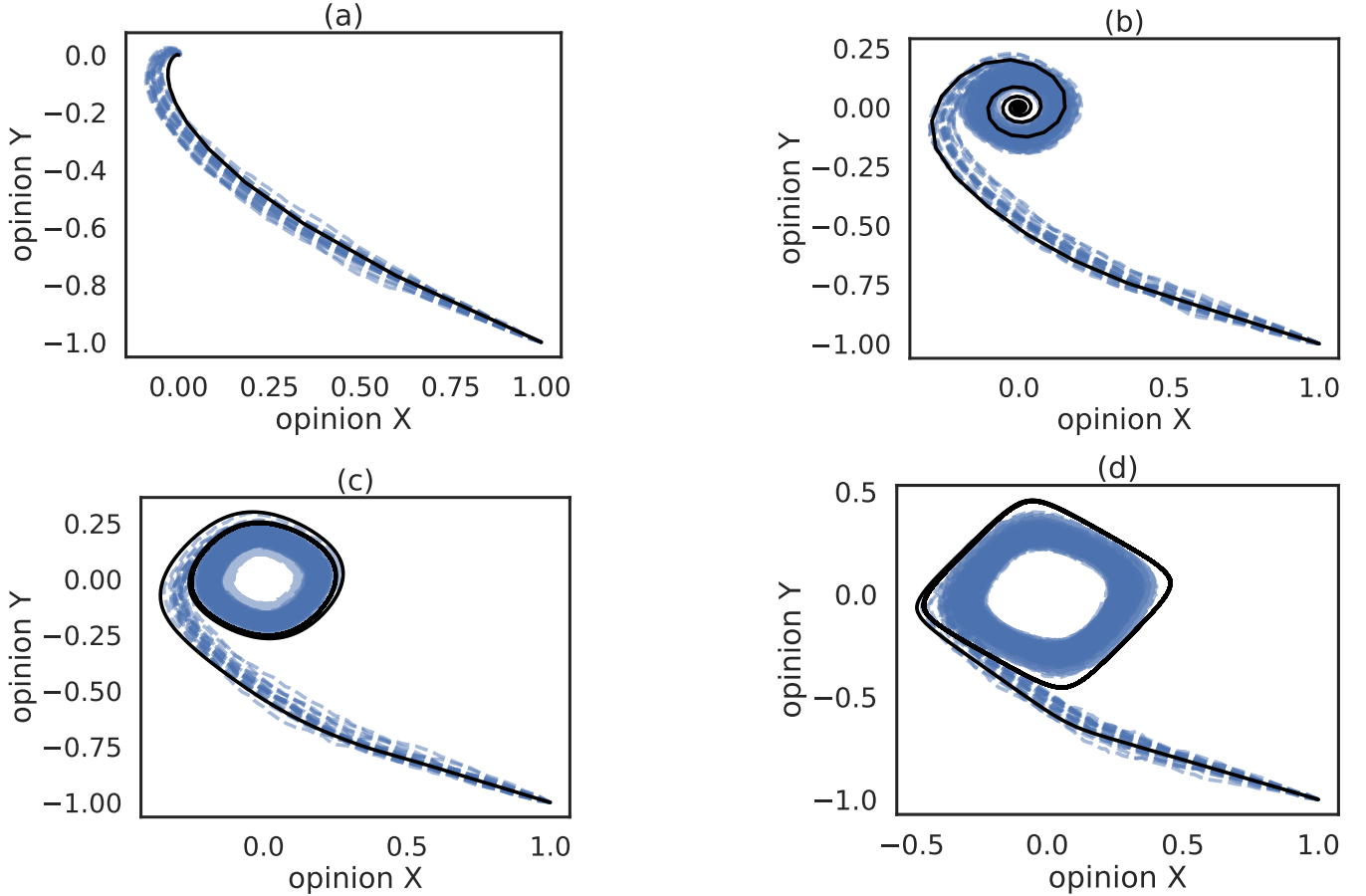


FIG. 11. $Y(X)$ trajectories in the asymmetric coupling scenario for $\alpha = 1, 3, 4, 10$ at (a), (b), (c), and (d) respectively, with dashed lines representing 20 independent realisations of the agent-based simulation and solid lines showing the mean field solution. We observe in detail that the system has two possible attractors - a point and an orbit. For $Kc\alpha > 1$ the point $(0,0)$ becomes unstable and trajectories starting from it would also end in an orbit.

corresponding to a limit cycle attractor (the trajectory cannot diverge to infinity since the function $\tanh(x)$ is bounded).

What is also interesting in this case is how the sustained oscillations change as we modulate α or c . As before we choose to modulate c via the parameter m . In

Fig. 12 we show both frequencies and amplitudes as functions of $c\alpha$ with either α or m modulation. A supercritical Hopf bifurcation takes place at the point $Kc\alpha = 1$ and the frequency of the emerging periodic orbit at the critical point should be equal to $f_{crit} = ca\sqrt{K_{xy}K_{yx}}/2\pi \approx 0.1592$. Although the oscillations are highly non-linear

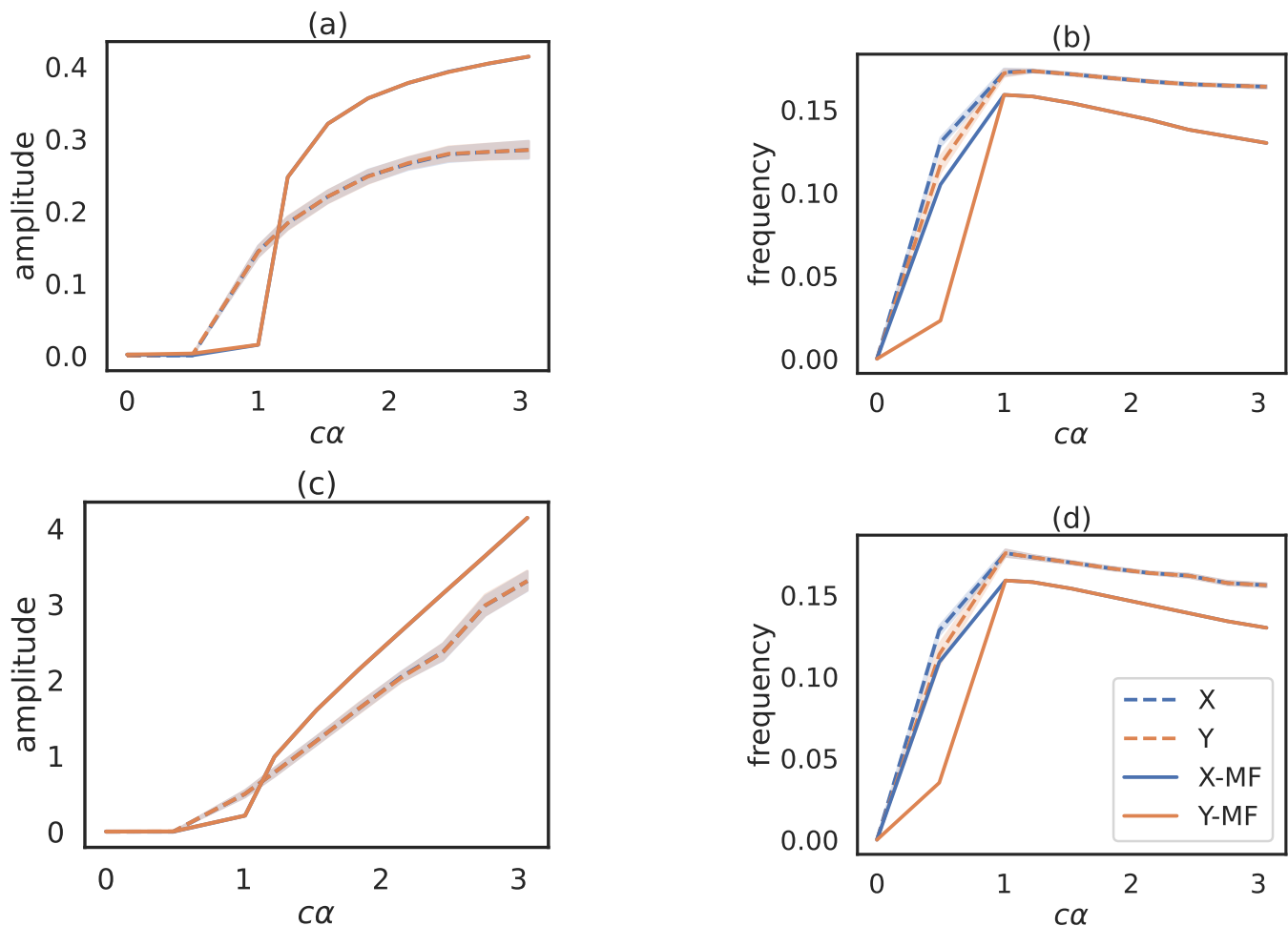


FIG. 12. The oscillations frequencies and amplitudes dependence on the parameter modulation in the asymmetric coupling case. Top row is for α modulation and the bottom one for m . Dashed lines represent an average over 20 independent realisations of agent-based simulations with a 95% confidence interval present as the error bands. Solid lines show the mean field solution. Differences in asymptotic behaviours of amplitudes in (a) and (c) panels are similar to differences observed for values of the steady state solutions $x_{t \rightarrow \infty}$ at the left and right panel of Fig. 7.

(due to the $\tanh(x)$ term), the mean field predictions are showing a good qualitative match to agent-based simulations. The frequency f is slightly different in the over-critical region as compared to the critical value f_{crit} that is in agreement with the theory of Hopf bifurcation [68]. For large values of $c\alpha$ the amplitude of oscillations saturates as the function of the parameter α and is a linear function of the parameter c . This behaviour is similar to plots at Fig. 7 and it related to scaling observed for the asymptotic steady state solution $x_{t \rightarrow \infty}$, see Eq. (26).

While this scenario might be slightly less obvious to interpret we do believe there are certain parallels to be drawn here. It may seem as though one groups is a *trend setter* while the other are *followers*. In such a case there is a very similar sort of a feedback dynamic that we observe in our model. One group - the followers - is positively oriented towards the other - the trend setters - as they look up to them and would like to be,

act, think like them etc. On the other hand, the setters share a negative attitude towards the followers in this context. While they might appreciate the following they would very much want to move away from it in terms of the opinion in question. This leads to this chasing and oscillating behaviour. However, should the attitudes magnitudes *within* the groups be not strong enough the dynamic simply dies down as neither the followers are interested in following nor the setters in trend setting.

V. CONCLUSIONS

In this paper we consider a temporal bi-layer echo chamber and polarisation model on complex networks inspired by the mono-layer model introduced by Baumann et al. We recognise that there is both a precedent and apparent value in studying scenarios where two clearly cut

groups - or layers in a network - are interacting with one another. Understanding how layered complex networks evolve in various environments in context of opinion dynamics can help us better prepare for studying in detail such prominent real-world social phenomena as misinformation campaigns or echo chambers.

We formulate the dynamics equations for the bi-layer system (3) and then provide a mean field analysis that uncovers interesting possible scenarios. The nature of system's behaviour is different depending on the coupling between the layers. We categorise those coupling as symmetric and non-symmetric with a special case of an added external bias also considered. In more detail there is a negative symmetric case where the groups do not like each other, opinion oscillations where one group likes the other, however, the feeling is not mutual, the aforementioned external bias where we consider the other group as an external bias acting upon a mono-layer system and finally a weak positive coupling where there is an attraction between the groups, however, not as strong as withing them.

When the two layers are weakly yet positively coupled we see that there exists a critical value of the coupling parameter that causes the system to experience a sudden shift in the opinions. In this case we observe that there is a transition from a polarised state to a one side consensus (or a radicalised state) where all agents (from both layers) share similar and non-zero opinion. Similarly to the previous case the match between the mean field theory and simulations is qualitatively satisfying, however, for larger values of the control parameter the predictions as to when the transition should happen diverge from the results of numerical experiments.

In the opposite polarisation scenario, i.e., negative symmetric, we observe that a coexistence of two groups with different (opposite) opinions is possible. The system undergoes a phase transition from a neutral consensus - where the two layers' opinions merge at zero - to a polarised state - where the two groups coexist each of them having their own opinion, opposite to the other groups. The details of this pitchfork bifurcation and the asymptotic behaviour of the system depend on whether we modulate the non-linearity parameter α or the combined social influence parameter c , or the coupling parameters K_{xy}, K_{yx} , however, in both cases the mean field approximation gives us a satisfying fit to agent-based simulations.

In the case of a single layer with an external bias present we postulate that it might be possible to model

either a background of some sort or the second layer for that matter as simply a cumulative effect in the form of such an external bias. We find that the behaviour here is in a not very dissimilar fashion to the weak positive coupling scenario. Namely there exists a critical value of said bias that when the system is subject to it a sudden change to an opposite opinion is possible and the cusp catastrophe is apparent. For small values of the control parameter we find a decent match of mean field approach and agent-based simulations, however, for larger values the two diverge in the prediction as to when the transition should occur, most likely due to the finite size of the simulated system.

Finally, when the coupling parameters are set anti-symmetrically, in the sense that one is positive and one negative, we detect a transition from dampened to sustained oscillations of the layers' opinions - a supercritical Hopf bifurcation. In a way one might say that one group is "chasing" the other with their opinions, while the other is trying to get away. We additionally find that the oscillations are highly non-linear as the frequency *decreases* with control parameter as opposed to *increasing* as one would expect from a linear oscillator. At the same time the amplitude rises with the control parameter. We believe the amplitude here plays the role of a sort of barrier for the system to overcome and so the higher the barrier the longer it takes to be overtaken thus the frequency of the oscillations increase.

With each scenario we have drawn parallels to real world to illustrate what these results could mean for understanding the dynamics of our societies. We understand that there are limitations with both the model and the approach in general as it can be often difficult to construct reproducible experiments in sociological context, however, we firmly believe that seeing where certain assumptions can lead us is an important and crucial building block of science.

ACKNOWLEDGMENTS

This research was supported by an IDUB against COVID-19 project granted by Warsaw University of Technology under the program Excellence Initiative: Research University (IDUB). JAH was partially supported by the Russian Science Foundation, Agreement No. 17-71-30029 with co-financing of the Bank Saint Petersburg.

-
- [1] J. A. Holyst, K. Kacperski, and F. Schweitzer, Social impact models of opinion dynamics, in *Annual Reviews Of Computational Physics IX* (World Scientific, 2001) pp. 253–273.
- [2] C. Castellano, S. Fortunato, and V. Loreto, Statistical physics of social dynamics, *Reviews of modern physics*

- 81**, 591 (2009).
- [3] S. Galam, *Sociophysics: A Physicist's Modeling of Psycho-political Phenomena* (Springer, 2016).
- [4] S. Galam, Modeling the forming of public opinion: An approach from sociophysics, *Global Economics and Management Review* **18**, 2 (2013).

- [5] P. Sen and B. K. Chakrabarti, *Sociophysics: an introduction* (Oxford University Press, 2014).
- [6] F. Baumann, P. Lorenz-Spreen, I. M. Sokolov, and M. Starnini, Modeling echo chambers and polarization dynamics in social networks, *Physical Review Letters* **124**, 10.1103/physrevlett.124.048301 (2020).
- [7] W. Cota, S. C. Ferreira, R. Pastor-Satorras, and M. Starnini, Quantifying echo chamber effects in information spreading over political communication networks, *EPJ Data Science* **8**, 35 (2019).
- [8] P. Törnberg, Echo chambers and viral misinformation: Modeling fake news as complex contagion, *PLOS ONE* **13**, 1 (2018).
- [9] K. Sasahara, W. Chen, H. Peng, G. L. Ciampaglia, A. Flammini, and F. Menczer, Social influence and unfollowing accelerate the emergence of echo chambers, *Journal of Computational Social Science* 10.1007/s42001-020-00084-7 (2020).
- [10] M. Del Vicario, A. Bessi, F. Zollo, F. Petroni, A. Scala, G. Caldarelli, H. E. Stanley, and W. Quattrociocchi, The spreading of misinformation online, *Proceedings of the National Academy of Sciences* **113**, 554 (2016), <https://www.pnas.org/content/113/3/554.full.pdf>.
- [11] S. Vosoughi, D. Roy, and S. Aral, The spread of true and false news online, *Science* **359**, 1146 (2018).
- [12] A. Bessi, F. Zollo, M. Del Vicario, A. Scala, G. Caldarelli, and W. Quattrociocchi, Trend of Narratives in the Age of Misinformation, *PLOS ONE* **10**, 1 (2015).
- [13] C. Shao, P.-M. Hui, L. Wang, X. Jiang, A. Flammini, F. Menczer, and G. L. Ciampaglia, Anatomy of an online misinformation network, *PLOS ONE* **13**, 1 (2018).
- [14] C. Shao, G. L. Ciampaglia, A. Flammini, and F. Menczer, Hoaxy, *Proceedings of the 25th International Conference Companion on World Wide Web - WWW '16 Companion* 10.1145/2872518.2890098 (2016).
- [15] C. Shao, G. L. Ciampaglia, O. Varol, K.-C. Yang, A. Flammini, and F. Menczer, The spread of low-credibility content by social bots, *Nature Communications* **9**, 4787 (2018).
- [16] P. DiMaggio, J. Evans, and B. Bryson, Have american's social attitudes become more polarized?, *American Journal of Sociology* **102**, 690 (1996).
- [17] M. P. Fiorina and S. J. Abrams, Political polarization in the american public, *Annual Review of Political Science* **11**, 563 (2008).
- [18] T. Mouw and M. E. Sobel, Culture wars and opinion polarization: the case of abortion, *American Journal of Sociology* **106**, 913 (2001).
- [19] A. M. McCright and R. E. Dunlap, The politicization of climate change and polarization in the american public's views of global warming, 2001–2010, *The Sociological Quarterly* **52**, 155 (2011).
- [20] T. Z. Lin and X. Tian, Audience design and context discrepancy: How online debates lead to opinion polarization, *Symbolic Interaction* **42**, 70 (2019).
- [21] M. D. Conover, J. Ratkiewicz, M. R. Francisco, B. Gonçalves, F. Menczer, and A. Flammini, Political polarization on twitter., *Icwsn* **133**, 89 (2011).
- [22] M. D. Conover, B. Gonçalves, A. Flammini, and F. Menczer, Partisan asymmetries in online political activity, *EPJ Data Science* **1**, 6 (2012).
- [23] A. Hanna, C. Wells, P. Maurer, L. Friedland, D. Shah, and J. Matthes, Partisan alignments and political polarization online: A computational approach to understanding the french and us presidential elections, in *Proceedings of the 2nd Workshop on Politics, Elections and Data, PLEAD '13* (Association for Computing Machinery, New York, NY, USA, 2013) p. 15–22.
- [24] W. J. Brady, J. A. Wills, J. T. Jost, J. A. Tucker, and J. J. Van Bavel, Emotion shapes the diffusion of moralized content in social networks, *Proceedings of the National Academy of Sciences* **114**, 7313 (2017).
- [25] I. Weber, V. R. K. Garimella, and A. Batayneh, Secular vs. islamist polarization in egypt on twitter, in *Proceedings of the 2013 IEEE/ACM international conference on advances in social networks analysis and mining* (2013) pp. 290–297.
- [26] F. Baumann, P. Lorenz-Spreen, I. M. Sokolov, and M. Starnini, Emergence of polarized ideological opinions in multidimensional topic spaces, *Physical Review X* **11**, 011012 (2021).
- [27] S. Schweighofer, F. Schweitzer, and D. Garcia, A weighted balance model of opinion hyperpolarization, *Journal of Artificial Societies and Social Simulation* **23**, 5 (2020).
- [28] T. Chen, Q. Li, J. Yang, G. Cong, and G. Li, Modeling of the public opinion polarization process with the considerations of individual heterogeneity and dynamic conformity, *Mathematics* **7**, 10.3390/math7100917 (2019).
- [29] T. Kurahashi-Nakamura, M. Mäs, and J. Lorenz, Robust clustering in generalized bounded confidence models, *Journal of Artificial Societies and Social Simulation* **19** (2016).
- [30] S. Banisch and E. Olbrich, Opinion polarization by learning from social feedback, *The Journal of Mathematical Sociology* **43**, 76 (2019).
- [31] M. Macy, S. Deri, A. Ruch, and N. Tong, Opinion cascades and the unpredictability of partisan polarization, *Science Advances* **5**, 10.1126/sciadv.aax0754 (2019).
- [32] P. J. Górski, K. Bochenina, J. A. Holyst, and R. M. D'Souza, Homophily based on few attributes can impede structural balance, *Phys. Rev. Lett.* **125**, 078302 (2020).
- [33] D. Waldner and E. Lust, Unwelcome change: Coming to terms with democratic backsliding, *Annual Review of Political Science* **21**, 93 (2018).
- [34] K. Wiesner, A. Birdi, T. Eliassi-Rad, H. Farrell, D. Garcia, S. Lewandowsky, P. Palacios, D. Ross, D. Sornette, and K. Thébault, Stability of democracies: a complex systems perspective, *European Journal of Physics* **40**, 014002 (2018).
- [35] K. Suchecki and J. A. Holyst, Ising model on two connected barabasi-albert networks, *Physical Review E* **74**, 10.1103/physreve.74.011122 (2006).
- [36] K. Suchecki and J. A. Holyst, Bistable-monostable transition in the ising model on two connected complex networks, *Phys. Rev. E* **80**, 031110 (2009).
- [37] T. Krueger, J. Szwabiński, and T. Weron, Conformity, anticonformity and polarization of opinions: Insights from a mathematical model of opinion dynamics, *Entropy* **19**, 10.3390/e19070371 (2017).
- [38] A. Chmiel and K. Sznajd-Weron, Phase transitions in the q -voter model with noise on a duplex clique, *Phys. Rev. E* **92**, 052812 (2015).
- [39] J. Choi and K.-I. Goh, Majority-vote dynamics on multiplex networks with two layers, *New Journal of Physics* **21**, 035005 (2019).
- [40] R. Lambiotte and M. Ausloos, Coexistence of opposite opinions in a network with communities, *Journal*

- of Statistical Mechanics: Theory and Experiment **2007**, P08026 (2007).
- [41] R. Lambiotte, M. Ausloos, and J. Hołyst, Majority model on a network with communities, *Physical Review E* **75**, 030101 (2007).
- [42] A. Chmiel, J. Sienkiewicz, and K. Sznajd-Weron, Tricriticality in the q -neighbor Ising model on a partially duplex clique, *Physical Review E* **96**, 10.1103/PhysRevE.96.062137 (2017).
- [43] A. Chmiel, J. Sienkiewicz, A. Fronczak, and P. Fronczak, A Veritable Zoology of Successive Phase Transitions in the Asymmetric q -Voter Model on Multiplex Networks, *Entropy* **22**, 10.3390/e22091018 (2020).
- [44] K. T. Gradoń, J. A. Hołyst, W. R. Moy, J. Sienkiewicz, and K. Suchecki, Countering misinformation: A multidisciplinary approach, *Big Data & Society* **8**, 20539517211013848 (2021).
- [45] Y. Ye, Q. Zhang, Z. Ruan, Z. Cao, Q. Xuan, and D. D. Zeng, Effect of heterogeneous risk perception on information diffusion, behavior change, and disease transmission, *Physical Review E* **102**, 1 (2020).
- [46] L. G. Alvarez-Zuzek, C. E. La Rocca, J. R. Iglesias, and L. A. Braunstein, Epidemic spreading in multiplex networks influenced by opinion exchanges on vaccination, *PLOS ONE* **12**, 1 (2017).
- [47] N. F. Johnson, N. Velásquez, N. J. Restrepo, R. Leahy, N. Gabriel, S. El Oud, M. Zheng, P. Manrique, S. Wuchty, and Y. Lupu, The online competition between pro- and anti-vaccination views, *Nature* **582**, 230 (2020).
- [48] M. Mäs and A. Flache, Differentiation without distancing. explaining bi-polarization of opinions without negative influence, *PLOS ONE* **8**, 1 (2013).
- [49] B. Jayles, H.-r. Kim, R. Escobedo, S. Cezera, A. Blanchet, T. Kameda, C. Sire, and G. Theraulaz, How social information can improve estimation accuracy in human groups, *Proceedings of the National Academy of Sciences* **114**, 12620 (2017).
- [50] H. Sompolinsky, A. Crisanti, and H. J. Sommers, Chaos in random neural networks, *Phys. Rev. Lett.* **61**, 259 (1988).
- [51] E. Eldar, J. D. Cohen, and Y. Niv, The effects of neural gain on attention and learning, *Nature neuroscience* **16**, 1146 (2013).
- [52] N. Perra, B. Gonçalves, R. Pastor-Satorras, and A. Vespignani, Activity driven modeling of time varying networks, *Scientific reports* **2**, 469 (2012).
- [53] M. Starnini and R. Pastor-Satorras, Topological properties of a time-integrated activity-driven network, *Phys. Rev. E* **87**, 062807 (2013).
- [54] A. Moinet, M. Starnini, and R. Pastor-Satorras, Burstiness and aging in social temporal networks, *Phys. Rev. Lett.* **114**, 108701 (2015).
- [55] S. Liu, N. Perra, M. Karsai, and A. Vespignani, Controlling contagion processes in activity driven networks, *Phys. Rev. Lett.* **112**, 118702 (2014).
- [56] P. Holme and M. E. J. Newman, Nonequilibrium phase transition in the coevolution of networks and opinions, *Phys. Rev. E* **74**, 056108 (2006).
- [57] D. Kimura and Y. Hayakawa, Coevolutionary networks with homophily and heterophily, *Phys. Rev. E* **78**, 016103 (2008).
- [58] D. C. Mattis, *The theory of magnetism I: Statics and Dynamics*, Vol. 17 (Springer Science & Business Media, 2012).
- [59] D. G. Myers and H. Lamm, The group polarization phenomenon., *Psychological bulletin* **83**, 602 (1976).
- [60] D. J. Isenberg, Group polarization: A critical review and meta-analysis., *Journal of personality and social psychology* **50**, 1141 (1986).
- [61] J. Dormand and P. Prince, A family of embedded runge-kutta formulae, *Journal of Computational and Applied Mathematics* **6**, 19 (1980).
- [62] P. Virtanen, R. Gommers, T. E. Oliphant, M. Haberland, T. Reddy, D. Cournapeau, E. Burovski, P. Peterson, W. Weckesser, J. Bright, S. J. van der Walt, M. Brett, J. Wilson, K. J. Millman, N. Mayorov, A. R. J. Nelson, E. Jones, R. Kern, E. Larson, C. J. Carey, Í. Polat, Y. Feng, E. W. Moore, J. VanderPlas, D. Laxalde, J. Perktold, R. Cimrman, I. Henriksen, E. A. Quintero, C. R. Harris, A. M. Archibald, A. H. Ribeiro, F. Pedregosa, P. van Mulbregt, and SciPy 1.0 Contributors, SciPy 1.0: Fundamental Algorithms for Scientific Computing in Python, *Nature Methods* **17**, 261 (2020).
- [63] J. A. Krosnick, Attitude importance and attitude change, *Journal of Experimental Social Psychology* **24**, 240 (1988).
- [64] E. C. Zeeman, Catastrophe theory, in *Structural Stability in Physics* (Springer, 1979) pp. 12–22.
- [65] V. I. Arnol'd, *Catastrophe theory* (Springer Science & Business Media, 2003).
- [66] A. M. Lyapunov, The general problem of the stability of motion, *International journal of control* **55**, 531 (1992).
- [67] S. H. Strogatz, *Nonlinear dynamics and chaos with student solutions manual: With applications to physics, biology, chemistry, and engineering* (CRC press, 2018).
- [68] E. Ott, *Chaos in dynamical systems* (Cambridge university press, 2002).