

What is differential geometry?: curves and surfaces

Anton Petrunin and
Sergio Zamora Barrera

Artwork by Ana Cristina Chávez Cáliz.



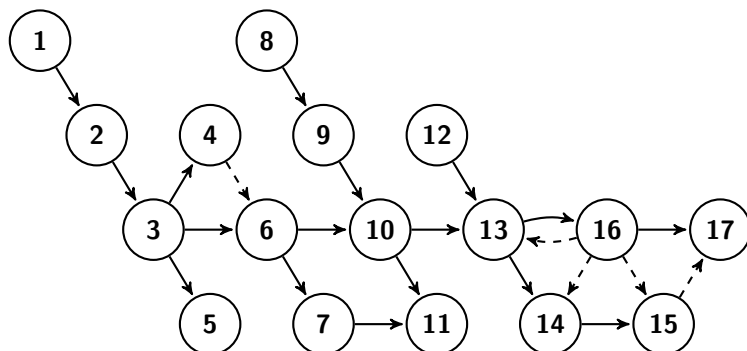
This work is licensed under CC BY-SA 4.0. To view a copy of this license, visit <https://creativecommons.org/licenses/by-sa/4.0>

Contents

| | |
|---|-----------|
| Preface | 6 |
| Preliminaries | 8 |
| A. Metric spaces 8 ; B. Topology 11 ; C. Elementary geometry 13 ; D. Convex geometry 14 ; E. Linear algebra 15 ; F. Analysis 15 ; G. Multivariable calculus 18 ; H. Ordinary differential equations 21 . | |
| I Curves | 23 |
| 1 Definitions | 24 |
| A. Before we start 24 ; B. Simple curves 25 ; C. Parametrized curves 25 ; D. Smooth curves 26 ; E. Periodic parametrizations 27 ; F. Implicitly defined curves 27 ; G. Proper, closed, and open curves 29 . | |
| 2 Length | 30 |
| A. Definitions 30 ; B. Nonrectifiable curves 31 ; C. Arc-length parametrization 32 ; D. Convex curves 33 ; E. Crofton's formulas 35 ; F. Semicontinuity of length 37 ; G. Length metric 38 ; H. Spherical curves 38 . | |
| 3 Curvature | 41 |
| A. Acceleration of a unit-speed curve 41 ; B. Curvature 42 ; C. Tangent indicatrix 42 ; D. Tangents 43 ; E. Total curvature 44 ; F. Convex curves 46 ; G. Bow lemma 48 . | |
| 4 Polygonal lines | 51 |
| A. Piecewise smooth curves 51 ; B. Generalized Fenchel's theorem 52 ; C. Polygonal lines 53 ; D. What if $\Phi(\gamma) = 2 \cdot \pi$? 55 ; E. Generalized DNA theorem 56 . | |
| 5 Torsion | 58 |
| A. Frenet frame 58 ; B. Torsion 59 ; C. Frenet formulas 59 ; D. Curves of constant slope 61 ; E. Spherical curves 61 ; F. Fundamental theorem of space curves 62 . | |

| | |
|---|------------|
| 6 Signed curvature | 64 |
| A. Definitions 64 ; B. Fundamental theorem of plane curves 65 ; C. Total signed curvature 67 ; D. Osculating circline 70 ; E. Spiral lemma 71 . | |
| 7 Supporting curves | 74 |
| A. Cooriented tangent curves 74 ; B. Supporting curves 75 ; C. Supporting test 76 ; D. Convex curves 77 ; E. Moon in a puddle 79 ; F. Four-vertex theorem 81 . | |
| II Surfaces | 83 |
| 8 Definitions | 84 |
| A. Topological surfaces 84 ; B. Smooth surfaces 84 ; C. Surfaces with boundary 85 ; D. Proper, closed, and open surfaces 85 ; E. Implicitly defined surfaces 86 ; F. Local parametrizations 87 ; G. Global parametrizations 89 . | |
| 9 First-order structure | 90 |
| A. Tangent plane 90 ; B. Directional derivative 91 ; C. Tangent vectors as functionals 92 ; D. Differential of map 93 ; E. Surface integral and area 94 ; F. Normal vector and orientation 95 ; G. Sections 96 . | |
| 10 Curvatures | 98 |
| A. Tangent-normal coordinates 98 ; B. Principal curvatures 99 ; C. More curvatures 100 ; D. Shape operator 101 ; E. Curves in a surface 104 ; F. Lagunov's example 107 . | |
| 11 Supporting surfaces | 110 |
| A. Definitions 110 ; B. Convex surfaces 112 ; C. Saddle surfaces 116 ; D. Hats 117 ; E. Saddle graphs 119 . | |
| III Geodesics | 123 |
| 12 Shortest paths | 124 |
| A. Intrinsic geometry 124 ; B. Definition 125 ; C. Closest-point projection 126 ; D. Shortest paths on convex surfaces 127 . | |
| 13 Geodesics | 129 |
| A. Definition 129 ; B. Existence and uniqueness 130 ; C. Exponential map 132 ; D. Shortest paths are geodesics 134 ; E. Liberman's lemma 136 ; F. Total curvature of geodesics 136 . | |
| 14 Parallel transport | 139 |
| A. Parallel tangent fields 139 ; B. Parallel transport 139 ; C. Bike wheel and projections 141 ; D. Total geodesic curvature 141 . | |

| | |
|---|------------|
| 15 Gauss–Bonnet formula | 144 |
| A. Formulation 144 ; B. Additivity 146 ; C. Spherical case 146 ; D. Intuitive proof 147 ; E. Simple geodesic 148 ; F. General domains 150 . | |
| 16 Semigeodesic charts | 151 |
| A. Polar coordinates 151 ; B. Shortest paths are geodesics: a formal proof 152 ; C. Gauss curvature 153 ; D. Rotation of a vector field 157 ; E. Gauss–Bonnet formula: a formal proof 159 ; F. Rauch comparison 160 ; G. Intrinsic isometries 161 ; H. The remarkable theorem 162 . | |
| 17 Comparison theorems | 164 |
| A. Triangles and hinges 164 ; B. Formulations 165 ; C. Local comparisons 167 ; D. Nonpositive curvature 168 ; E. Nonnegative curvature 168 ; F. Alexandrov’s lemma 172 ; G. Reformulations 173 . | |
| Semisolutions | 176 |
| Afterword | 193 |
| Index | 194 |
| Bibliography | 197 |



Preface

These notes are designed for those who either plan to work in differential geometry, or at least want to have a good reason *not* to do it. It should be more than sufficient for a semester-long course.

Differential geometry exploits several branches of mathematics including real analysis, measure theory, calculus of variations, differential equations, elementary and convex geometry, topology, and more. This subject is wide even at the beginning. For that reason, it is fun and painful both to teach and to study.

In this book, we discuss smooth curves and surfaces — the main gate to differential geometry. This subject provides a collection of examples and ideas critical for further study. It is wise to become a master in this subject before making further steps — there is no need to rush.

We give a general overview of the subject, keeping it problem-centered, elementary, visual, and virtually rigorous; we allow gaps that belong to other branches of mathematics (mostly to the subjects discussed briefly in the preliminaries).

We focus on the techniques that are absolutely essential for further study. For that reason we omit a number of topics that are traditionally included in the introductory texts; for example, we do not touch minimal surfaces and Peterson–Codazzi formulas.

At the same time, we get to applications that are not in the scope of typical introductory texts.

The first example is the theorem of Vladimir Ionin and Herman Pestov about the Moon in a puddle (7.14). This theorem might be the simplest meaningful example of the so-called local to global theorems which lies in the heart of differential geometry; for that reason, it is a good answer to the main question of this book — “What is differential geometry?”.

Other examples include the theorem of Sergei Bernstein on saddle graphs (11.32) and the theorem of Stephan Cohn-Vossen on a two-sided infinite geodesic (15.11).

We extensively used two textbooks: by Aleksei Chernavskii [19] and by Victor Toponogov [81]; many advanced exercises are taken from [70].

These notes are based on the lectures given at the MASS program (Mathematics Advanced Study Semesters at Pennsylvania State University) Fall semester of 2018. We want to thank the students in our class, Yurii Burago, Nina Lebedeva, and Alexander Lytchak for their help. Many of these topics were presented by Yurii Burago in his lectures teaching the first author at the Leningrad University.

The present work is partially supported by NSF grant DMS-2005279 and by the Simons Foundation under grant #584781.

Anton Petrunin and
Sergio Zamora Barrera.

Preliminaries

This chapter should be used as a quick reference while reading the rest of the book; it also contains all necessary references with complete proof.

The first section on metric spaces is an exception; we suggest reading it before going further.

A Metric spaces

We assume familiarity with the notion of distance in the Euclidean space. In this section, we briefly discuss its generalization and fix notations that will be used further.

The introductory part of the book by Dmitri Burago, Yuri Burago, and Sergei Ivanov [11] contains all the needed material.

Definitions

Metric is a function that returns a real value $\text{dist}(x, y)$ for any pair x, y in a given nonempty set \mathcal{X} and satisfies the following axioms for any triple x, y, z :

(a) Positiveness:

$$\text{dist}(x, y) \geq 0.$$

(b) $x = y$ if and only if

$$\text{dist}(x, y) = 0.$$

(c) Symmetry:

$$\text{dist}(x, y) = \text{dist}(y, x).$$

(d) Triangle inequality:

$$\text{dist}(x, z) \leq \text{dist}(x, y) + \text{dist}(y, z).$$

A set with a metric is called a metric space, and the elements of the set are called points.

Shortcut for distance

Usually, we consider only one metric on a set, therefore we can denote the metric space and its underlying set by the same letter, say \mathcal{X} . In this case, we also use the shortcut notations $|x - y|$ or $|x - y|_{\mathcal{X}}$ for the distance $\text{dist}(x, y)$ from x to y in \mathcal{X} . For example, the triangle inequality can be written as

$$|x - z|_{\mathcal{X}} \leq |x - y|_{\mathcal{X}} + |y - z|_{\mathcal{X}}.$$

The Euclidean space and plane, as well as the real line, will be the most important examples of metric spaces. In these examples, the introduced notation $|x - y|$ for the distance from x to y has perfect sense as the norm of the vector $x - y$. However, in a general metric space the expression $x - y$ has no meaning, but we use the expression $|x - y|$ for the distance anyway.

More examples

Usually, if we say plane or space we mean the Euclidean plane or space. However, the plane (as well as the space) admits many other metrics; for example, the so-called Manhattan metric from the following exercise.

0.1. Exercise. *Consider the function*

$$\text{dist}(p, q) = |x_1 - x_2| + |y_1 - y_2|,$$

where $p = (x_1, y_1)$ and $q = (x_2, y_2)$ are points in the coordinate plane \mathbb{R}^2 . Show that dist is a metric on \mathbb{R}^2 .

Another example: the discrete space — an arbitrary nonempty set \mathcal{X} with the metric defined as $|x - y|_{\mathcal{X}} = 0$ if $x = y$ and $|x - y|_{\mathcal{X}} = 1$ otherwise.

Subspaces

Any subset of a metric space is also a metric space, by restricting the original metric to the subset; the obtained metric space is called a subspace. In particular, all subsets of the Euclidean space are metric spaces.

Balls

Given a point p in a metric space \mathcal{X} and a real number $R \geq 0$, the set of points x on the distance less than R (at most R) from p is called the open (respectively closed) ball of radius R with center p . The open ball is

denoted as $B(p, R)$ or $B(p, R)_{\mathcal{X}}$; the second notation is used if we need to emphasize that the ball lies in the metric space \mathcal{X} . Formally speaking

$$B(p, R) = B(p, R)_{\mathcal{X}} = \{x \in \mathcal{X} : |x - p|_{\mathcal{X}} < R\}.$$

Analogously, the closed ball is denoted as $\bar{B}[p, R]$ or $\bar{B}[p, R]_{\mathcal{X}}$ and

$$\bar{B}[p, R] = \bar{B}[p, R]_{\mathcal{X}} = \{x \in \mathcal{X} : |x - p|_{\mathcal{X}} \leq R\}.$$

0.2. Exercise. Let \mathcal{X} be a metric space.

- (a) Show that if $\bar{B}[p, 2] \subset \bar{B}[q, 1]$ for some points $p, q \in \mathcal{X}$, then $\bar{B}[p, 2] = \bar{B}[q, 1]$.
- (b) Construct a metric space \mathcal{X} with two points p and q such that the strict inclusion $B(p, \frac{3}{2}) \subset B(q, 1)$ holds.

Continuity

0.3. Definition. Let \mathcal{X} be a metric space. A sequence of points x_1, x_2, \dots in \mathcal{X} converges if there is a point $x_{\infty} \in \mathcal{X}$ such that $|x_{\infty} - x_n| \rightarrow 0$ as $n \rightarrow \infty$. That is, for every $\varepsilon > 0$, there is a natural number N such that for all $n \geq N$, we have

$$|x_{\infty} - x_n|_{\mathcal{X}} < \varepsilon.$$

In this case, we say that the sequence x_n converges to x_{∞} , or x_{∞} is the limit of the sequence x_n . Notationally, we write $x_n \rightarrow x_{\infty}$ as $n \rightarrow \infty$ or $x_{\infty} = \lim_{n \rightarrow \infty} x_n$.

0.4. Definition. Let \mathcal{X} and \mathcal{Y} be metric spaces. A map $f: \mathcal{X} \rightarrow \mathcal{Y}$ is called continuous if, for any convergent sequence $x_n \rightarrow x_{\infty}$ in \mathcal{X} , we have $f(x_n) \rightarrow f(x_{\infty})$ in \mathcal{Y} .

Equivalently, $f: \mathcal{X} \rightarrow \mathcal{Y}$ is continuous if, for any $x \in \mathcal{X}$ and any $\varepsilon > 0$, there is $\delta > 0$ such that

$$|x - y|_{\mathcal{X}} < \delta \quad \text{implies that} \quad |f(x) - f(y)|_{\mathcal{Y}} < \varepsilon.$$

0.5. Exercise. Let $f: \mathcal{X} \rightarrow \mathcal{Y}$ be a distance non-expanding map between metric spaces; that is,

$$|f(x) - f(y)|_{\mathcal{Y}} \leq |x - y|_{\mathcal{X}}$$

for any $x, y \in \mathcal{X}$. Show that f is continuous.

B Topology

The following material is covered in any introductory text to topology; one of our favorites is a textbook by Czes Kosniowski [44].

Closed and open sets

0.6. Definition. A subset C of a metric space \mathcal{X} is called *closed* if whenever a sequence x_n of points from C converges in \mathcal{X} , we have that $\lim_{n \rightarrow \infty} x_n \in C$.

A set $\Omega \subset \mathcal{X}$ is called *open* if, for any $z \in \Omega$, there is $\varepsilon > 0$ such that $B(z, \varepsilon) \subset \Omega$.

0.7. Exercise. Let Q be a subset of a metric space \mathcal{X} . Show that Q is closed if and only if its complement $\Omega = \mathcal{X} \setminus Q$ is open.

An open set Ω that contains a given point p is called a neighborhood of p . A closed subset C that contains p together with its neighborhood is called a closed neighborhood of p .

A point p lies on the boundary of a set Q (briefly, $p \in \partial Q$) if any neighborhood of p contains points in Q and in the complement of Q .

Compact sets

A subset K of a metric space is called *compact* if any sequence x_n of points in K has a subsequence that converges to a point x_∞ in K .

The following properties follow directly from the definition:

- ◊ A closed subset of a compact space is compact.
- ◊ A continuous image of a compact space is compact.

0.8. Heine–Borel theorem. A subset of Euclidean space is compact if and only if it is closed and bounded.

Homeomorphisms and embedding

A bijection $f: \mathcal{X} \rightarrow \mathcal{Y}$ between metric spaces is called *homeomorphism* if f and its inverse f^{-1} are continuous. If $f: \mathcal{X} \rightarrow \mathcal{Y}$ is a homeomorphism to its image $f(\mathcal{X}) \subset \mathcal{Y}$, then it is called an *embedding*.

If there exists a homeomorphism $f: \mathcal{X} \rightarrow \mathcal{Y}$, we say that \mathcal{X} is *homeomorphic* to \mathcal{Y} , or \mathcal{X} and \mathcal{Y} are *homeomorphic*.

If a metric space \mathcal{X} is homeomorphic to a known space, for example, plane, sphere, disc, circle, and so on, then we may also say that \mathcal{X} is a *topological* plane, sphere, disc, circle, and so on.

The following theorem characterizes homeomorphisms between compact spaces:

0.9. Theorem. *A continuous bijection f between compact metric spaces has a continuous inverse. In particular, we have the following:*

- (a) *Any continuous bijection between compact metric spaces is a homeomorphism.*
- (b) *Any continuous injection from compact metric spaces to another metric space is an embedding.*

Connectedness

Recall that a continuous map α from the unit interval $[0, 1]$ to a Euclidean space is called a path. If $p = \alpha(0)$ and $q = \alpha(1)$, then we say that α connects p to q .

A set X in the Euclidean space is called path-connected if any two points $x, y \in X$ can be connected by a path lying in X .

A set X in the Euclidean space is called connected if one cannot cover X with two disjoint open sets V and W such that both intersections $X \cap V$ and $X \cap W$ are nonempty.

0.10. Proposition. *Any path-connected set is connected.*

Moreover, any open connected set in the Euclidean space or plane is path-connected.

Given a point $x \in X$, the maximal connected subset of X containing x is called the connected component of x in X .

Jordan's theorem

The first part of the following theorem was proved by Camille Jordan, the second part is due to Arthur Schoenflies:

0.11. Theorem. *The complement of any closed simple plane curve γ has exactly two connected components.*

Moreover, there is a homeomorphism $h: \mathbb{R}^2 \rightarrow \mathbb{R}^2$ that maps the unit circle to γ . In particular, γ bounds a topological disc.

This theorem is known for its simple formulation and quite hard proof. By now many proofs of this theorem are known. For the first statement, a very short proof based on a somewhat developed technique is given by Patrick Doyle [22], among elementary proofs, one of our favorites is the proof given by Aleksei Filippov [26].

We use mostly the smooth case of this theorem which is much simpler. An amusing proof of this case was given by Gregory Chambers and Yevgeny Liokumovich [17].

C Elementary geometry

Internal angles

Polygon is defined as a compact set bounded by a closed polygonal line. Recall that the internal angle of a polygon P at a vertex v is defined as the angular measure of the intersection of P with a small circle centered at v .

0.12. Theorem. *The sum of all the internal angles of a simple n -gon is $(n - 2) \cdot \pi$.*

While this theorem is well known, it is not easy to find a proof without cheating. A clean proof was given by Gary Meisters [57]. It uses induction on n and is based on the following nontrivial statement:

0.13. Claim. *Suppose P is an n -gon with $n \geq 4$. Then a diagonal of P lies completely in P .*

Angle monotonicity

The measure of angle with sides $[p, x]$ and $[p, y]$ will be denoted by $\angle[p_y^x]$; it takes a value in the interval $[0, \pi]$.

The following lemma is very simple and very useful. It says that the angle of a triangle monotonically depends on the opposite side, assuming we keep the other two sides fixed. It follows directly from the cosine rule.

0.14. Monotonicity lemma. *Let x, y, z, x^*, y^* , and z^* be 6 points such that $|x - y| = |x^* - y^*| > 0$ and $|y - z| = |y^* - z^*| > 0$. Then*

$$\angle[y_z^x] \geq \angle[y_{z^*}^{x^*}] \quad \text{if and only if} \quad |x - z| \geq |x^* - z^*|.$$

Spherical triangle inequality

The following theorem says that the triangle inequality holds for angles between half-lines from a fixed point. In particular, it implies that a sphere with the angle metric is a metric space.

0.15. Theorem. *The following inequality holds for any three line segments $[o, a]$, $[o, b]$, and $[o, c]$ in the Euclidean space:*

$$\angle[o_b^a] + \angle[o_c^b] \geq \angle[o_c^a]$$

Most of the authors use this theorem without mentioning, but the proof is not that simple. A short elementary proof can be found in the classical textbook in Euclidean geometry by Andrey Kiselyov [42, §47].

Area of spherical triangle

0.16. Lemma. *Let Δ be a spherical triangle; that is, Δ is the intersection of three closed half-spheres in the unit sphere \mathbb{S}^2 . Then*

$$\textcircled{1} \quad \text{area } \Delta = \alpha + \beta + \gamma - \pi,$$

where α , β , and γ are the angles of Δ .

The value $\alpha + \beta + \gamma - \pi$ is called the excess of the triangle Δ , so the lemma says that the area of a spherical triangle equals its excess.

This lemma appears in many texts. We give its proof here since it is very important in our intuitive proof of the Gauss–Bonnet formula.

Proof. Recall that

$$\textcircled{2} \quad \text{area } \mathbb{S}^2 = 4 \cdot \pi.$$

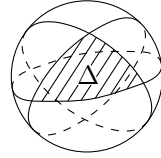
Note that the area of a spherical slice S_α between two meridians meeting at angle α is proportional to α . Since S_π is a half-sphere, from $\textcircled{2}$, we get $\text{area } S_\pi = 2 \cdot \pi$. Therefore, the coefficient is 2; that is,

$$\textcircled{3} \quad \text{area } S_\alpha = 2 \cdot \alpha.$$

Extending the sides of Δ we get 6 slices: two S_α , two S_β , and two S_γ . They cover most of the sphere once, but the triangle Δ and its centrally symmetric copy Δ^* are covered 3 times. It follows that

$$2 \cdot \text{area } S_\alpha + 2 \cdot \text{area } S_\beta + 2 \cdot \text{area } S_\gamma = \text{area } \mathbb{S}^2 + 4 \cdot \text{area } \Delta.$$

It remains to apply $\textcircled{2}$ and $\textcircled{3}$. □



D Convex geometry

A set X in the Euclidean space is called convex if, for any two points $x, y \in X$, any point z between x and y lies in X . It is called strictly convex if, for any two points $x, y \in X$, any point z between x and y lies in the interior of X .

From the definition, it is easy to see that the intersection of an arbitrary family of convex sets is convex. The intersection of all convex sets containing X is called the convex hull of X ; it is the minimal convex set containing the set X .


These definitions and the following statements should appear on the first pages of any introductory text in convex geometry; see for example the book by Roger Webster [85].

Separating and supporting planes

We will use the following corollary of the so-called hyperplane separation theorem.

0.17. Lemma. *Let $K \subset \mathbb{R}^3$ be a closed convex set. Then for any point $p \notin K$ there is a plane Π that separates K from p ; that is, K and p lie on opposite open half-spaces separated by Π .*

Moreover, for any boundary point $p \in \partial K$, there is a plane Π supporting K at p ; that is, $\Pi \ni p$ and K lies in a closed half-space bounded by Π



E Linear algebra

The following theorem can be found in any textbook in linear algebra; the book by Sergei Treil [83] will do.

0.18. Spectral theorem. *Any symmetric matrix is diagonalizable by an orthogonal matrix.*

We will use this theorem only for 2×2 matrices. In this case, it can be restated as follows: Consider a function

$$f(x, y) = \begin{pmatrix} x & y \end{pmatrix} \cdot \begin{pmatrix} \ell & m \\ m & n \end{pmatrix} \cdot \begin{pmatrix} x \\ y \end{pmatrix} = \ell \cdot x^2 + 2 \cdot m \cdot x \cdot y + n \cdot y^2,$$

that is defined on a (x, y) -coordinate plane. Then after proper rotation of the coordinates, the expression for f in the new (x, y) -coordinates will be

$$\bar{f}(x, y) = \begin{pmatrix} x & y \end{pmatrix} \cdot \begin{pmatrix} k_1 & 0 \\ 0 & k_2 \end{pmatrix} \cdot \begin{pmatrix} x \\ y \end{pmatrix} = k_1 \cdot x^2 + k_2 \cdot y^2.$$

F Analysis

The following material is discussed in any course of real analysis, the classical book by Walter Rudin [74] is one of our favorites.

Lipschitz condition

Recall that a function f between metric spaces is called Lipschitz if there is a constant L such that

$$|f(x) - f(y)| \leq L \cdot |x - y|$$

for all values x and y in the domain of definition of f .

The following theorem makes it possible to extend many of results about smooth functions to Lipschitz functions. Recall that almost all means all values, with the possible exceptions in a set of zero Lebesgue measure.

0.19. Rademacher's theorem. *Let $f: [a, b] \rightarrow \mathbb{R}$ be a Lipschitz function. Then the derivative f' of f is a bounded measurable function defined almost everywhere in $[a, b]$, and it satisfies the fundamental theorem of calculus; that is, the following identity*

$$f(b) - f(a) = \int_a^b f'(x) \cdot dx,$$

holds if the integral is understood in the sense of Lebesgue.

Measurable functions

A function is called measurable if the inverse image of any measurable set is measurable. Virtually all functions that naturally appear in geometry are measurable.

The following theorem makes it possible to extend many statements about continuous functions to measurable functions.

0.20. Lusin's theorem. *Let $\varphi: [a, b] \rightarrow \mathbb{R}$ be a measurable function. Then for any $\varepsilon > 0$, there is a continuous function $\psi_\varepsilon: [a, b] \rightarrow \mathbb{R}$ that coincides with φ outside a set of measure at most ε . Moreover, if φ is bounded above and/or below by some constants, then we may assume that so is ψ_ε .*

Uniform continuity and convergence

Let $f: \mathcal{X} \rightarrow \mathcal{Y}$ be a map between metric spaces. If for any $\varepsilon > 0$ there is $\delta > 0$ such that

$$|x_1 - x_2|_{\mathcal{X}} < \delta \implies |f(x_1) - f(x_2)|_{\mathcal{Y}} < \varepsilon,$$

then f is called uniformly continuous.

Evidently, every uniformly continuous function is continuous; the converse does not hold. For example, the function $f(x) = x^2$ is continuous, but not uniformly continuous. However, the following statement holds true.

0.21. Heine–Cantor theorem. *Any continuous function defined on a compact metric space is uniformly continuous.*

If the condition above holds for any function f_n in a sequence, and δ depends solely on ε , then the sequence f_n is called uniformly equicontinuous. More precisely, a sequence of functions $f_n : \mathcal{X} \rightarrow \mathcal{Y}$ is called uniformly equicontinuous if for any $\varepsilon > 0$ there is $\delta > 0$ such that

$$|x_1 - x_2|_{\mathcal{X}} < \delta \implies |f_n(x_1) - f_n(x_2)|_{\mathcal{Y}} < \varepsilon$$

for any n .

We say that a sequence of functions $f_i : \mathcal{X} \rightarrow \mathcal{Y}$ converges uniformly to a function $f_\infty : \mathcal{X} \rightarrow \mathcal{Y}$ if, for any $\varepsilon > 0$, there is a natural number N such that for all $n \geq N$, we have $|f_\infty(x) - f_n(x)| < \varepsilon$ for all $x \in \mathcal{X}$.

0.22. Arzelá–Ascoli theorem. *Suppose \mathcal{X} and \mathcal{Y} are compact metric spaces. Then any uniformly equicontinuous sequence of function $f_n : \mathcal{X} \rightarrow \mathcal{Y}$ has a subsequence that converges uniformly to a continuous function $f_\infty : \mathcal{X} \rightarrow \mathcal{Y}$.*

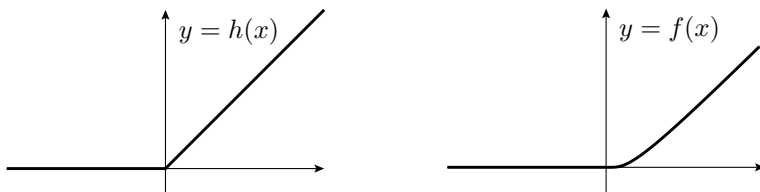
Cutoffs and mollifiers

Here we construct examples of smooth functions that mimic the behavior of some model functions. These functions are used to smooth model objects keeping their shape nearly unchanged.

As an example, consider the following functions

$$h(t) := \begin{cases} 0 & \text{if } t \leq 0, \\ t & \text{if } t > 0. \end{cases} \quad f(t) := \begin{cases} 0 & \text{if } t \leq 0, \\ \frac{t}{e^{1/t}} & \text{if } t > 0. \end{cases}$$

Note that h and f behave alike — both vanish at $t \leq 0$ and grow to



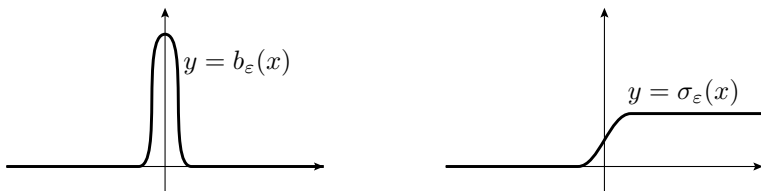
infinity for positive t . The function h is not smooth — its derivative at 0

is undefined. Unlike h , the function f is smooth. Indeed, the existence of all derivatives $f^{(n)}(x)$ at $x \neq 0$ is evident, and direct calculations show that $f^{(n)}(0) = 0$ for all n .

Other useful examples of that type are the so-called bell function — a smooth function that is positive in an ε -neighborhood of zero and vanishing outside this neighborhood. Such functions can be obtained from the function f constructed above, say

$$b_\varepsilon(t) := c \cdot f(\varepsilon^2 - t^2);$$

typically one chooses the constant c so that $\int b_\varepsilon = 1$.



Another useful example is a sigmoid — nondecreasing function that vanishes for $t \leq -\varepsilon$ and takes value 1 for any $t \geq \varepsilon$. It mimics the step function and can be defined the following way:

$$\sigma_\varepsilon(t) := \int_{-\infty}^t b_\varepsilon(x) \cdot dx.$$

G Multivariable calculus

The following material is discussed in any course of multivariable calculus; see for example the book by Walter Rudin [74].

Regular value

A map $\mathbf{f}: \mathbb{R}^m \rightarrow \mathbb{R}^n$ can be thought of as an array of functions

$$f_1, \dots, f_n: \mathbb{R}^m \rightarrow \mathbb{R}.$$

The map \mathbf{f} is called smooth if each function f_i is smooth; that is, all partial derivatives of f_i are defined in the domain of definition of \mathbf{f} .

The Jacobian matrix of \mathbf{f} at $\mathbf{x} \in \mathbb{R}^m$ is defined as

$$\text{Jac}_{\mathbf{x}} \mathbf{f} = \begin{pmatrix} \frac{\partial f_1}{\partial x_1} & \cdots & \frac{\partial f_1}{\partial x_m} \\ \vdots & \ddots & \vdots \\ \frac{\partial f_n}{\partial x_1} & \cdots & \frac{\partial f_n}{\partial x_m} \end{pmatrix};$$

we assume the right-hand side is evaluated at $\mathbf{x} = (x_1, \dots, x_m)$.

If the Jacobian matrix defines a surjective linear map $\mathbb{R}^m \rightarrow \mathbb{R}^n$ (that is, if $\text{rank}(\text{Jac}_{\mathbf{x}} \mathbf{f}) = n$), then we say that \mathbf{x} is a regular point of \mathbf{f} .

If, for some $\mathbf{y} \in \mathbb{R}^n$, each point \mathbf{x} such that $\mathbf{f}(\mathbf{x}) = \mathbf{y}$ is regular, then we say that \mathbf{y} is a regular value of \mathbf{f} . The following lemma states that most values of a smooth map are regular.

0.23. Sard's lemma. *Given a smooth map $\mathbf{f}: \Omega \rightarrow \mathbb{R}^n$ defined on an open set $\Omega \subset \mathbb{R}^m$, almost all values in \mathbb{R}^n are regular.*

The words almost all mean all values, with the possible exceptions belonging to a set with vanishing Lebesgue measure. In particular, if one chooses a random value equidistributed in an arbitrarily small ball $B \subset \mathbb{R}^n$, then it is a regular value of \mathbf{f} with probability 1.

Note that if $m < n$, then any point $\mathbf{y} = \mathbf{f}(\mathbf{x})$ is not a regular value of \mathbf{f} . Therefore, the only regular values of \mathbf{f} are the points in the complement of the image $\text{Im } \mathbf{f}$. In this case, the theorem states that almost all points in \mathbb{R}^n , do *not* belong to $\text{Im } \mathbf{f}$.

Inverse function theorem

The inverse function theorem gives an if condition for a smooth map \mathbf{f} to be invertible in a neighborhood of a given point \mathbf{x} . The condition is formulated in terms of the Jacobian matrix of \mathbf{f} at \mathbf{x} .

The implicit function theorem is a close relative to the inverse function theorem; it can be obtained as its corollary. It is used when we need to pass from parametric to implicit descriptions of curves and surfaces.

Both theorems reduce the existence of a map satisfying a certain equation to a question in linear algebra. We use these two theorems only for $n \leq 3$.

0.24. Inverse function theorem. *Let $\mathbf{f} = (f_1, \dots, f_n): \Omega \rightarrow \mathbb{R}^n$ be a smooth map defined on an open set $\Omega \subset \mathbb{R}^n$. Assume the Jacobian matrix $\text{Jac}_{\mathbf{x}} \mathbf{f}$ is invertible at some point $\mathbf{x} \in \Omega$. Then there is a smooth map $\mathbf{h}: \Phi \rightarrow \mathbb{R}^n$ defined in an open neighborhood Φ of $\mathbf{y} = \mathbf{f}(\mathbf{x})$ that is a local inverse of \mathbf{f} at \mathbf{x} ; that is, there is a neighborhood $\Psi \ni \mathbf{x}$ such that \mathbf{f} defines a bijection $\Psi \leftrightarrow \Phi$, and $\mathbf{h} \circ \mathbf{f}$ is an identity map on Ψ .*

Moreover, if an Ω contains an ε -neighborhood of \mathbf{x} , and the first and second partial derivatives $\frac{\partial f_i}{\partial x_j}$, $\frac{\partial^2 f_i}{\partial x_j \partial x_k}$ are bounded by a constant C for all i, j , and k , then we can assume that Φ is a δ -neighborhood of \mathbf{y} , for some $\delta > 0$ that depends only on ε and C .

0.25. Implicit function theorem. *Let $\mathbf{f} = (f_1, \dots, f_n): \Omega \rightarrow \mathbb{R}^n$ be a smooth map, defined on an open subset $\Omega \subset \mathbb{R}^{n+m}$, where $m, n \geq$*

≥ 1 . Let us consider \mathbb{R}^{n+m} as a product space $\mathbb{R}^n \times \mathbb{R}^m$ with coordinates $x_1, \dots, x_n, y_1, \dots, y_m$. Consider the following matrix

$$M = \begin{pmatrix} \frac{\partial f_1}{\partial x_1} & \cdots & \frac{\partial f_1}{\partial x_n} \\ \vdots & \ddots & \vdots \\ \frac{\partial f_n}{\partial x_1} & \cdots & \frac{\partial f_n}{\partial x_n} \end{pmatrix}$$

formed by the first n columns of the Jacobian matrix. Assume M is invertible at some point $\mathbf{x} = (x_1, \dots, x_n, y_1, \dots, y_m) \in \Omega$, and $\mathbf{f}(\mathbf{x}) = 0$. Then there is a neighborhood $\Psi \ni \mathbf{x}$ and a smooth function $\mathbf{h}: \mathbb{R}^m \rightarrow \mathbb{R}^n$ defined in a neighborhood $\Phi \ni 0$ such that for any $(x_1, \dots, x_n, y_1, \dots, y_m) \in \Psi$, the equality

$$\mathbf{f}(x_1, \dots, x_n, y_1, \dots, y_m) = 0$$

holds if and only if

$$(x_1, \dots, x_n) = \mathbf{h}(y_1, \dots, y_m).$$

Multiple integral

Let $\mathbf{f}: \mathbb{R}^n \rightarrow \mathbb{R}^n$ is a smooth map (maybe partially defined). Set

$$\text{jac}_{\mathbf{x}} \mathbf{f} := |\det[\text{Jac}_{\mathbf{x}} \mathbf{f}]|;$$

that is, $\text{jac}_{\mathbf{x}} \mathbf{f}$ is the absolute value of the determinant of the Jacobian matrix of \mathbf{f} at \mathbf{x} .

The following theorem plays the role of a substitution rule for multiple variables.

Borel subsets are defined as the class of subsets that are generated from open sets by applying the following operations recursively: countable union, countable intersection, and complement. Since the complement of a closed set is open and the other way around, these sets can be also generated from all closed sets. This class of sets includes virtually all sets that naturally appear in geometry but does not include pathological examples that create problems with integration.

0.26. Theorem. Let $h: K \rightarrow \mathbb{R}$ be a continuous function on a Borel subset $K \subset \mathbb{R}^n$. Assume $\mathbf{f}: K \rightarrow \mathbb{R}^n$ is an injective smooth map. Then

$$\int_{\mathbf{x} \in K} \cdots \int h(\mathbf{x}) \cdot \text{jac}_{\mathbf{x}} \mathbf{f} = \int \cdots \int_{\mathbf{y} \in \mathbf{f}(K)} h \circ \mathbf{f}^{-1}(\mathbf{y}).$$

Convex functions

The following statements will be used only for $n \leq 3$.

Let $f: \mathbb{R}^n \rightarrow \mathbb{R}$ be a smooth function (maybe partially defined). Choose a vector $w \in \mathbb{R}^n$. Given a point $p \in \mathbb{R}^n$ consider the function $\varphi(t) = f(p + t \cdot w)$. Then the directional derivative $(D_w f)(p)$ of f at p with respect to vector w is defined by

$$(D_w f)(p) = \varphi'(0).$$

Recall that a function f is called convex if its epigraph $z \geq f(x)$ is a convex set in $\mathbb{R}^n \times \mathbb{R}$.

0.27. Theorem. *A smooth function $f: K \rightarrow \mathbb{R}$ defined on a convex subset $K \subset \mathbb{R}^n$ is convex if and only if one of the following equivalent conditions holds:*

- (a) *The second directional derivative of f at any point in the direction of any vector is nonnegative; that is,*

$$(D_w^2 f)(p) \geq 0$$

for any $p \in K$ and $w \in \mathbb{R}^n$.

- (b) *The so-called Jensen's inequality*

$$f((1-t) \cdot x_0 + t \cdot x_1) \leq (1-t) \cdot f(x_0) + t \cdot f(x_1)$$

holds for any $x_0, x_1 \in K$ and $t \in [0, 1]$.

- (c) *For any $x_0, x_1 \in K$, we have*

$$f\left(\frac{x_0 + x_1}{2}\right) \leq \frac{f(x_0) + f(x_1)}{2}.$$

H Ordinary differential equations

The following material is discussed at the very beginning of any course of ordinary differential equations; the classical book by Vladimir Arnold [5] is one of our favorites.

Systems of the first order

The following theorem guarantees existence and uniqueness of solutions of an initial value problem for a system of ordinary first-order differential equations

$$\begin{cases} x_1' &= f_1(x_1, \dots, x_n, t), \\ &\vdots \\ x_n' &= f_n(x_1, \dots, x_n, t), \end{cases}$$

where each $t \mapsto x_i = x_i(t)$ is a real-valued function defined on a real interval \mathbb{I} and each f_i is a smooth function defined on an open subset $\Omega \subset \mathbb{R}^n \times \mathbb{R}$.

The array of functions (f_1, \dots, f_n) can be packed into one vector-valued function $\mathbf{f}: \Omega \rightarrow \mathbb{R}^n$; the same way the function array (x_1, \dots, x_n) can be packed into a vector-valued function $\mathbf{x}: \mathbb{I} \rightarrow \mathbb{R}^n$. Therefore, the system can be rewritten as one vector equation

$$\mathbf{x}' = \mathbf{f}(\mathbf{x}, t).$$

0.28. Theorem. *Suppose \mathbb{I} is a real interval, and $\mathbf{f}: \Omega \rightarrow \mathbb{R}^n$ is a smooth function defined on an open subset $\Omega \subset \mathbb{R}^n \times \mathbb{R}$. Then for any initial data $\mathbf{x}(t_0) = \mathbf{u}$ such that $(\mathbf{u}, t) \in \Omega$ the differential equation*

$$\mathbf{x}' = \mathbf{f}(\mathbf{x}, t)$$

has a unique solution $t \mapsto \mathbf{x}(t)$ defined at a maximal interval \mathbb{J} that contains t_0 . Moreover,

- (a) *if $\mathbb{J} \neq \mathbb{R}$ (that is, if an end b of \mathbb{J} is finite), then $\mathbf{x}(t)$ does not have a limit point in Ω as $t \rightarrow b$;*
- (b) *the function $(\mathbf{u}, t_0, t) \mapsto \mathbf{x}(t)$ has an open domain of definition in $\Omega \times \mathbb{R}$, and it is smooth in this domain.*

Higher order

Suppose we have an ordinary differential equation of order k

$$\mathbf{x}^{(k)} = \mathbf{f}(\mathbf{x}, \dots, \mathbf{x}^{(k-1)}, t),$$


where $t \mapsto \mathbf{x} = \mathbf{x}(t)$ is a function from a real interval to \mathbb{R}^n .

This equation can be rewritten as k first-order equations with $k-1$ new vector variables $\mathbf{y}_1 = \mathbf{x}'$, $\mathbf{y}_2 = \mathbf{x}''$, \dots , $\mathbf{y}_{k-1} = \mathbf{x}^{(k-1)}$:

$$\begin{cases} \mathbf{x}' &= \mathbf{y}_1, \\ \mathbf{y}'_1 &= \mathbf{y}_2, \\ &\vdots \\ \mathbf{y}'_{k-2} &= \mathbf{y}_{k-1}, \\ \mathbf{y}'_{k-1}(t) &= \mathbf{f}(\mathbf{x}, \mathbf{y}_1, \dots, \mathbf{y}_{k-1}, t). \end{cases}$$

Applying this trick one can reduce a higher-order ordinary differential equation to a first-order equation. In particular, we get local existence and uniqueness for solutions of higher-order equations as in Theorem 0.28.

Part I: Curves



Chapter 1

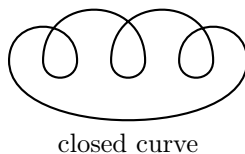
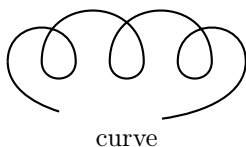
Definitions

In most cases, by looking at tire tracks of a bicycle, it is possible to say which direction it traveled and to distinguish the trails made by the front and rear wheels; plus one can find the distance between the wheels.

Try to figure out how to do this. This question might motivate the reader to reinvent a considerable part of the differential geometry of curves. To learn more about this problem check the reference given after Exercise 6.1.

A Before we start

The notion of curve comes with many variations. Some of them are described by nouns (path, arc, and so on) others by adjectives (closed, open, proper, simple, smooth, regular, and so on). The following diagram gives an idea about four of these variations.



This chapter does all these definitions. One may skip this chapter and use it as a quick reference when reading the book.

B Simple curves

In the following definition, we use the notion of metric space which is discussed in Section 0A. The Euclidean plane and space are the main examples of metric spaces that one should keep in mind.

Recall that a real interval is a connected subset of the real numbers. A bijective continuous map $f: X \rightarrow Y$ between subsets of some metric spaces is called a homeomorphism if its inverse $f^{-1}: Y \rightarrow X$ is continuous.

1.1. Definition. *A connected subset γ in a metric space is called a simple curve if it is locally homeomorphic to a real interval; that is, any point in γ has a neighborhood in γ that is homeomorphic to a real interval.*

It turns out that any simple curve γ can be parametrized by a real interval or circle. That is, there is a homeomorphism $\mathbb{G} \rightarrow \gamma$ where \mathbb{G} is a real interval (open, closed, or semi-open) or the circle

$$\mathbb{S}^1 = \{ (x, y) \in \mathbb{R}^2 : x^2 + y^2 = 1 \}.$$

A complete proof of the latter statement is given by David Gale [30]. The proof is not hard, but it would take us away from the main subject. A finicky reader may add this property in the definition of curves.

If \mathbb{G} is an open interval or a circle, we say that γ is a curve without endpoints; otherwise, it is called a curve with endpoints. In the case when \mathbb{G} is a circle, we say that the curve is closed. When \mathbb{G} is a closed interval, γ is called a simple arc.

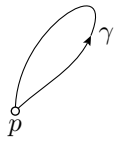
A parametrization $\mathbb{G} \rightarrow \gamma$ describes a curve completely. We will denote a curve and its parametrization by the same letter; for example, we may say a plane curve γ is given with a parametrization $\gamma: (a, b) \rightarrow \mathbb{R}^2$. Note, however, that any simple curve admits many parametrizations.

1.2. Exercise.

- (a) *Show that the image of any continuous injective map $\gamma: [0, 1] \rightarrow \mathbb{R}^2$ is a simple arc.*
- (b) *Find a continuous injective map $\gamma: (0, 1) \rightarrow \mathbb{R}^2$ such that its image is not a simple curve.*

C Parametrized curves

A parametrized curve is defined as a continuous map $\gamma: \mathbb{G} \rightarrow \mathcal{X}$ from a circle or a real interval (open, closed, or semi-open) \mathbb{G} to a metric space \mathcal{X} . For a parametrized curve, we do not assume that γ is injective; in other words, a parametrized curve might have self-intersections.



If we use the term curve, then it means that we do not want to specify whether it is a parametrized curve or a simple curve.

If the domain of a parametrized curve is a closed interval $[a, b]$, then the curve is called an arc. Further, if it is the unit interval $[0, 1]$, then it is also called a path. If in addition $p = \gamma(0) = \gamma(1)$, then γ is called a loop; in this case, the point p is called the base of the loop.

Suppose \mathbb{G}_1 and \mathbb{G}_2 are either real intervals or circles. A continuous onto map $\tau: \mathbb{G}_1 \rightarrow \mathbb{G}_2$ is called monotone if, for any $t \in \mathbb{G}_2$, the set $\tau^{-1}\{t\}$ is connected. Note that if \mathbb{G}_1 and \mathbb{G}_2 are intervals, then, by the intermediate value theorem, a monotone map is either nondecreasing or nonincreasing; that is, our definition agrees with the standard one when \mathbb{G}_1 and \mathbb{G}_2 are intervals.

Suppose $\gamma_1: \mathbb{G}_1 \rightarrow \mathcal{X}$ and $\gamma_2: \mathbb{G}_2 \rightarrow \mathcal{X}$ are two parametrized curves such that $\gamma_1 = \gamma_2 \circ \tau$ for a monotone map $\tau: \mathbb{G}_1 \rightarrow \mathbb{G}_2$. Then we say that γ_2 is reparametrization¹ of γ_1 by τ .

1.3. Advanced exercise. Let X be a subset of the plane. Suppose two distinct points $p, q \in X$ can be connected by a path in X . Show that there is a simple arc in X connecting p to q .

D Smooth curves

Curves in the Euclidean space or plane are called space curves or, respectively, plane curves.

A parametrized space curve can be described by its coordinate functions

$$\gamma(t) = (x(t), y(t), z(t)).$$

Plane curves can be considered as a special case of space curves with $z(t) \equiv 0$.

Recall that a real-to-real function is called smooth if its derivatives of all orders are defined everywhere in the domain of definition. If each of the coordinate functions $x(t)$, $y(t)$, and $z(t)$ of a space curve γ are smooth, then the parametrized curve is called smooth.

If the velocity vector

$$\gamma'(t) = (x'(t), y'(t), z'(t))$$

¹Note that in general, γ_1 is *not* a reparametrization of γ_2 . In other words, according to our definition, the described relation being a reparametrization is not symmetric; in particular, it is not an equivalence relation. Usually, it is fixed by extending it to the minimal equivalence relation that includes ours [11, 2.5.1]. But we will stick to our version.

does not vanish at any point, then the parametrized curve γ is called regular.

A simple space curve is called smooth (respectively, regular) if it admits a smooth (respectively, regular) parametrization. Regular smooth curves are among the main objects in differential geometry; colloquially, the term smooth curve is often used as a shortcut for smooth regular curves.

1.4. Exercise. Recall that (see Section 0F) that the following function is smooth:

$$f(t) = \begin{cases} 0 & \text{if } t \leq 0, \\ \frac{t}{e^{1/t}} & \text{if } t > 0. \end{cases}$$

Show that $\alpha(t) = (f(t), f(-t))$ gives a smooth parametrization of a simple curve formed by the union of two half-axis in the plane.

Show that any smooth parametrization of this curve has a vanishing velocity vector at the origin. Conclude that this curve is not regular; that is, it does not admit a regular smooth parametrization.

1.5. Exercise. Describe the set of real numbers ℓ such that the plane curve $\gamma_\ell(t) = (t + \ell \cdot \sin t, \ell \cdot \cos t)$, $t \in \mathbb{R}$ is

(a) smooth; (b) regular; (c) simple.

1.6. Exercise. Find a parametrization of the cubic parabola $y = x^3$ in the (x, y) -plane that is smooth, but not regular.

E Periodic parametrizations

Any smooth regular closed curve can be described by a periodic parametrized curve $\gamma: \mathbb{R} \rightarrow \mathcal{X}$; that is, a curve such that $\gamma(t + \ell) = \gamma(t)$ for a fixed period $\ell > 0$ and all t . For example, the unit circle in the plane can be described by the 2π -periodic parametrization $\gamma(t) = (\cos t, \sin t)$.

Any smooth regular closed curve can be also described by a smooth regular loop. But in general, the closed curve described by a smooth regular loop might fail to be regular at its base; an example is shown on the diagram.



F Implicitly defined curves

Suppose $f: \mathbb{R}^2 \rightarrow \mathbb{R}$ is a smooth function; that is, all its partial derivatives are defined everywhere. Let $\gamma \subset \mathbb{R}^2$ be its level set described by the equation $f(x, y) = 0$.

Assume γ is connected. According to the implicit function theorem (0.25), the set γ is a smooth regular simple curve if 0 is a regular value of f ; that is, the gradient $\nabla_p f$ does not vanish at any point $p \in \gamma$. In other words, if $f(p) = 0$, then $f_x(p) \neq 0$ or $f_y(p) \neq 0$.²

The described condition is sufficient but *not necessary*. For example, zero is *not* a regular value the function $f(x, y) = y^2$, but the equation $f(x, y) = 0$ describes a smooth regular curve — the x -axis.

Similarly, assume (f, h) is a pair of smooth functions defined in \mathbb{R}^3 . The system of equations

$$\begin{cases} f(x, y, z) = 0, \\ h(x, y, z) = 0 \end{cases}$$

defines a regular smooth space curve if the set γ of solutions is connected, and 0 is a regular value of the map $F: \mathbb{R}^3 \rightarrow \mathbb{R}^2$ defined by

$$F: (x, y, z) \mapsto (f(x, y, z), h(x, y, z)).$$

It means that the gradients ∇f and ∇h are linearly independent at any point $p \in \gamma$. In other words, the Jacobian matrix

$$\text{Jac}_p F = \begin{pmatrix} f_x & f_y & f_z \\ h_x & h_y & h_z \end{pmatrix}$$

for the map $F: \mathbb{R}^3 \rightarrow \mathbb{R}^2$ has rank 2 at any point $p \in \gamma$.

If a curve γ is described in such a way, then we say that it is implicitly defined.

The implicit function theorem guarantees the existence of regular smooth parametrizations for any implicitly defined curve. However, when it comes to calculations, it is usually easier to work directly with implicit representations.

1.7. Exercise. Consider the set in the plane described by the equation $y^2 = x^3$. Is it a simple curve? Is it a smooth regular curve?

1.8. Exercise. Describe the set of real numbers ℓ such that the system of equations

$$\begin{cases} x^2 + y^2 + z^2 &= 1 \\ x^2 + \ell \cdot x + y^2 &= 0 \end{cases}$$

describes a smooth regular curve.

²Here f_x is a shortcut notation for the partial derivative $\frac{\partial f}{\partial x}$.

G Proper, closed, and open curves

A parametrized curve γ in a metric space \mathcal{X} is called proper if, for any compact set $K \subset \mathcal{X}$, the inverse image $\gamma^{-1}(K)$ is compact.

For example, the curve $\gamma(t) = (e^t, 0, 0)$ defined on the real line is not proper. Indeed, the half-line $(-\infty, 0]$ is not compact, but it is the inverse image of the closed unit ball around the origin.

1.9. Exercise. Suppose $\gamma: \mathbb{R} \rightarrow \mathbb{R}^2$ is a proper curve. Show that $|\gamma(t)| \rightarrow \infty$ as $t \rightarrow \pm\infty$.

Recall that a closed interval is compact (0.8) and closed subsets of a compact set are compact; see Section 0B. Since circles and closed intervals are compact, it follows that closed curves and arcs are proper.

A simple curve is called proper if it admits a proper parametrization.

1.10. Exercise. Show that a simple space curve is proper if and only if its image is a closed set.

A proper simple plane curve is called open if it is not closed and has no endpoints. So any simple proper curve without endpoints is either closed or open. The terms open curve and closed curve have nothing to do with open and closed sets.

1.11. Exercise. Use Jordan's theorem (0.11) to show that any simple open plane curve divides the plane in two connected components.

Chapter 2

Length

The length is arguably the most elementary quantity associated to a given trajectory. In this chapter we discuss how different ways of computing such quantity yields insight about the corresponding curve.

A Definitions

A sequence

$$a = t_0 < t_1 < \cdots < t_k = b.$$

is called a partition of the interval $[a, b]$.

2.1. Definition. Let $\gamma: [a, b] \rightarrow \mathcal{X}$ be a curve in a metric space. The length of γ is defined as

$$\text{length } \gamma = \sup \{ |\gamma(t_0) - \gamma(t_1)|_{\mathcal{X}} + \cdots + |\gamma(t_{k-1}) - \gamma(t_k)|_{\mathcal{X}} \},$$

where the least upper bound is taken over all partitions t_0, \dots, t_k of $[a, b]$.

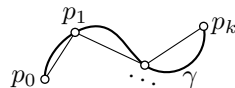
The length of γ is a nonnegative real number or infinity; the curve γ is called rectifiable if its length is finite.

The length of a closed curve is defined as the length of the corresponding loop. If a curve is parametrized by an open or semi-open interval, then its length is defined as the least upper bound of the lengths of all its restrictions to closed intervals.

2.2. Exercise. Suppose curve $\gamma_1: [a_1, b_1] \rightarrow \mathbb{R}^3$ is a reparametrization of $\gamma_2: [a_2, b_2] \rightarrow \mathbb{R}^3$. Show that

$$\text{length } \gamma_1 = \text{length } \gamma_2.$$

Suppose $\gamma: [a, b] \rightarrow \mathbb{R}^3$ is a parametrized space curve. For a partition $a = t_0 < t_1 < \dots < t_k = b$, set $p_i = \gamma(t_i)$. Then the polygonal line $p_0 \dots p_k$ is said to be inscribed in γ . If γ is closed, then $p_0 = p_k$, so the inscribed polygonal line is also closed.



Note that the length of a space curve γ can be defined as the least upper bound of the lengths of polygonal lines $p_0 \dots p_k$ inscribed in γ .

2.3. Exercise. Let $\gamma: [0, 1] \rightarrow \mathbb{R}^3$ be a path. Suppose that β_n is a sequence of polygonal lines inscribed in γ with vertices $\gamma(\frac{i}{n})$ for $i \in \{0, \dots, n\}$. Show that

$$\text{length } \beta_n \rightarrow \text{length } \gamma \quad \text{as } n \rightarrow \infty.$$

2.4. Exercise. Let $\gamma: [0, 1] \rightarrow \mathbb{R}^3$ be a simple path. Suppose that a path $\beta: [0, 1] \rightarrow \mathbb{R}^3$ has the same image as γ ; that is, $\beta([0, 1]) = \gamma([0, 1])$. Show that

$$\text{length } \beta \geq \text{length } \gamma.$$

Try to prove the same assuming that only that $\beta([0, 1]) \supset \gamma([0, 1])$.

2.5. Exercise. Assume $\gamma: [a, b] \rightarrow \mathbb{R}^3$ is a smooth curve. Show that

$$(a) \text{ length } \gamma \geq \int_a^b |\gamma'(t)| \cdot dt; \quad (b) \text{ length } \gamma \leq \int_a^b |\gamma'(t)| \cdot dt.$$

Conclude that

❶
$$\text{length } \gamma = \int_a^b |\gamma'(t)| \cdot dt.$$

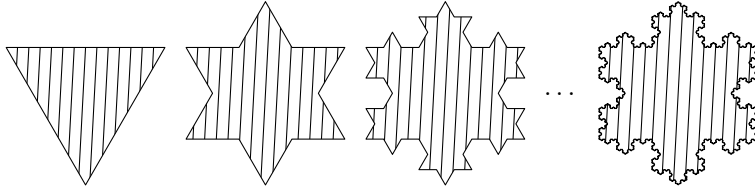
2.6. Advanced exercises.

- (a) Show that the formula ❶ holds for any Lipschitz curve $\gamma: [a, b] \rightarrow \mathbb{R}^3$.
- (b) Construct a non-constant curve $\gamma: [a, b] \rightarrow \mathbb{R}^3$ such that $\gamma'(t) = 0$ almost everywhere. (In particular, the formula ❶ does not hold for γ despite that both sides are defined.).

B Nonrectifiable curves

Let us describe the so-called Koch snowflake — a classical example of a nonrectifiable curve.

Start with an equilateral triangle. For each side, divide it into three segments of equal length, and then add an equilateral triangle with the



middle segment as its base. Repeat this construction recursively with the obtained polygons. The Koch snowflake is the boundary of the union of all the polygons. Three iterations and the resulting Koch snowflake are shown on the diagram.

2.7. Exercise.

- (a) Show that the Koch snowflake is a simple closed curve; that is, it can be parametrized by a circle.
- (b) Show that the Koch snowflake is not rectifiable.

C Arc-length parametrization

We say that a curve γ has an arc-length parametrization (also called natural parametrization) if

$$t_2 - t_1 = \text{length } \gamma|_{[t_1, t_2]}$$

for any two parameter values $t_1 < t_2$; that is, the arc of γ from t_1 to t_2 has length $t_2 - t_1$.

Note that a smooth space curve $\gamma(t) = (x(t), y(t), z(t))$ is an arc-length parametrization if and only if it has unit velocity vector at all times; that is,

$$|\gamma'(t)| = \sqrt{x'(t)^2 + y'(t)^2 + z'(t)^2} = 1$$

for all t ; by that reason smooth curves equipped with an arc-length parametrization are also called unit-speed curves. Observe that smooth unit-speed curves are automatically regular (see definition on page 27).

Note that any rectifiable curve γ can be reparametrized by its arc-length. Indeed, by 2.6a, for a fixed value t_0 ,

$$s(t) = \begin{cases} \text{length } \gamma|_{[t_0, t]} & \text{if } t \geq t_0, \\ -\text{length } \gamma|_{[t, t_0]} & \text{if } t \leq t_0 \end{cases}$$

defines an arc-length parameter of the curve γ .

2.8. Proposition. *If $t \mapsto \gamma(t)$ is a smooth regular curve, then its arc-length parametrization is also smooth and regular. Moreover, the arc-length parameter s of γ can be written as an integral*

$$\textcircled{2} \quad s(t) = \int_{t_0}^t |\gamma'(\tau)| \cdot d\tau.$$

Proof. The function $t \mapsto s(t)$ defined by $\textcircled{2}$ is a smooth increasing function. Furthermore, by the fundamental theorem of calculus, $s'(t) = |\gamma'(t)|$. Since γ is regular, $s'(t) \neq 0$ for any parameter value t .

By the inverse function theorem (0.24), the inverse function $s^{-1}(t)$ is also smooth and $|(\gamma \circ s^{-1})'| \equiv 1$. Therefore, $\gamma \circ s^{-1}$ is a unit-speed reparametrization of γ by s . By construction, $\gamma \circ s^{-1}$ is smooth, and, since $|(\gamma \circ s^{-1})'| \equiv 1$, it is regular. \square

Most of the time we use s for an arc-length parameter of a curve.

2.9. Exercise. *Reparametrize the helix*

$$\gamma_{a,b}(t) = (a \cdot \cos t, a \cdot \sin t, b \cdot t)$$

by its arc-length.

We will be interested in the properties of curves that are invariant under reparametrizations. Therefore, we can always assume that any given smooth regular curve comes with an arc-length parametrization. A nice property of arc-length parametrizations is that they are almost canonical — these parametrizations differ only by a sign and an additive constant. For that reason, it is easier to express parametrization-independent quantities. This observation will be used in the definitions of curvature and torsion.

On the other hand, it is usually impossible to find an explicit arc-length parametrization, which makes it hard to perform calculations; therefore it is often convenient to use the original parametrization.

D Convex curves

A simple plane curve is called convex if it bounds a convex region. Since the boundary of any region is closed, any convex curve is either closed or open (see Section 1G).

2.10. Proposition. *Assume that a convex closed curve α lies inside the domain bounded by a closed simple plane curve β . Then*

$$\text{length } \alpha \leq \text{length } \beta.$$

To prove Proposition 2.10 it is sufficient to show that the perimeter of any polygon inscribed in α is less or equal than the length of β . Since any polygon inscribed in α is convex, it is sufficient to prove the following lemma.

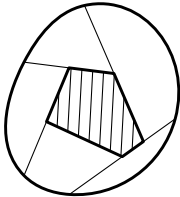
2.11. Lemma. *Assume that a convex polygon P lies in a figure F bounded by a simple closed curve. Then*

$$\text{perim } P \leq \text{perim } F,$$

where $\text{perim } F$ denotes the perimeter of F .

Proof. A chord in F is defined to be a line segment in F with endpoints in its boundary. Suppose F' is a figure obtained from F by cutting it along a chord and removing one side. By the triangle inequality, we have

$$\text{perim } F' \leq \text{perim } F.$$



Observe that there is a decreasing sequence of figures

$$F = F_0 \supset F_1 \supset \cdots \supset F_n = P$$

such that F_{i+1} is obtained from F_i by cutting along a chord. Therefore,

$$\text{perim } F = \text{perim } F_0 \geq \text{perim } F_1 \geq \cdots \geq \text{perim } F_n = \text{perim } P. \quad \square$$

Comment. Two other proofs of 2.11 can be obtained by applying Crofton's formulas (see 2.15) and the closest-point projection (see Lemma 12.3).

2.12. Corollary. *Any convex closed plane curve is rectifiable.*

Proof. Any closed curve is bounded. Indeed, the curve can be described as an image of a loop $\alpha: [0, 1] \rightarrow \mathbb{R}^2$, $\alpha(t) = (x(t), y(t))$. The coordinate functions $t \mapsto x(t)$ and $t \mapsto y(t)$ are continuous functions defined on $[0, 1]$. This implies that the absolute values of both functions are bounded by some constant C . Therefore, α lies in the square defined by the inequalities $|x| \leq C$ and $|y| \leq C$.

By Proposition 2.10, the length of the curve cannot exceed the perimeter of the square; hence the result. \square

Recall that the convex hull of a set X is the smallest convex set that contains X ; equivalently, the convex hull of X is the intersection of all convex sets containing X .

2.13. Exercise. *Let α be a simple closed plane curve. Denote by K the convex hull of α ; let β be the boundary curve of K . Show that*

$$\text{length } \alpha \geq \text{length } \beta.$$

Try to show that the statement holds for arbitrary closed plane curves α , assuming only that K has a nonempty interior.

E Crofton's formulas

For a function $f: \mathbb{S}^1 \rightarrow \mathbb{R}$, we will denote its average value as $\overline{f(\mathbf{U})}$. For a vector \mathbf{W} and a unit vector \mathbf{U} , we will denote by $\mathbf{W}_\mathbf{U}$ the orthogonal projection of \mathbf{W} to the line in the direction of \mathbf{U} ; that is,

$$\mathbf{W}_\mathbf{U} = \langle \mathbf{U}, \mathbf{W} \rangle \cdot \mathbf{U}.$$

2.14. Theorem. *For any plane curve γ we have*

$$\text{length } \gamma = \frac{\pi}{2} \cdot \overline{\text{length } \gamma_\mathbf{U}},$$

where $\gamma_\mathbf{U}$ is the curve defined by $\gamma_\mathbf{U}(t) := (\gamma(t))_\mathbf{U}$.

Proof. Note that the magnitude of any plane vector \mathbf{W} is proportional to the average magnitude of its projections; that is,

$$|\mathbf{W}| = k \cdot \overline{|\mathbf{W}_\mathbf{U}|}$$

for some $k \in \mathbb{R}$. The exact value of k can be found by integration¹, but we will find it differently. Note that for a smooth plane curve $\gamma: [a, b] \rightarrow \mathbb{R}^2$,

$$\gamma'_\mathbf{U}(t) = (\gamma'(t))_\mathbf{U} \quad \text{and} \quad |\gamma'_\mathbf{U}(t)| = |\langle \mathbf{U}, \gamma'(t) \rangle|$$

for any $t \in [a, b]$. Then, according to Exercise 2.5,

$$\begin{aligned} \text{length } \gamma &= \int_a^b |\gamma'(t)| \cdot dt = \\ &= \int_a^b k \cdot \overline{|\gamma'_\mathbf{U}(t)|} \cdot dt = \\ &= k \cdot \overline{\text{length } \gamma_\mathbf{U}}. \end{aligned}$$

Since k is a universal constant, we can compute it by taking γ to be the unit circle. In this case,

$$\text{length } \gamma = 2 \cdot \pi.$$

Note that for any unit plane vector \mathbf{U} , the curve $\gamma_\mathbf{U}$ runs back and forth along an interval of length 2. Hence $\text{length } \gamma_\mathbf{U} = 4$ for any \mathbf{U} , and

$$\overline{\text{length } \gamma_\mathbf{U}} = 4.$$

¹It is the average value of $|\cos|$.

It follows that $2 \cdot \pi = k \cdot 4$. Therefore, Crofton's formula holds for arbitrary smooth curves.

Applying the same argument together with 2.6, we get that Crofton's formula holds for arbitrary rectifiable curves.

It remains to consider the nonrectifiable case; we have to show that

$$\text{length } \gamma = \infty \implies \overline{\text{length } \gamma_U} = \infty.$$

Observe that from the definition of length, we get

$$\text{length } \gamma_U + \text{length } \gamma_V \geq \text{length } \gamma$$

for any plane curve γ and any pair (U, V) of orthonormal vectors in \mathbb{R}^2 . Therefore, if γ has infinite length, then the average of lengths of γ_U is infinite as well. \square

2.15. Exercise. Suppose a closed simple plane curve γ bounds a figure F . Let s be the average length of the projections of F to lines. Show that $\text{length } \gamma \geq \pi \cdot s$. Moreover, equality holds if and only if γ is convex.

Use this statement to give another solution to Exercise 2.13.

The following exercise gives analogous formulas in the Euclidean space.

As before, we denote by w_U the orthogonal projection of w to the line passing thru the origin with direction U . Further, let us denote by w_U^\perp the projection of w to the plane orthogonal to U ; that is,

$$w_U^\perp = w - w_U.$$

We will use the notation $\overline{f(U)}$ for the average value of a function f defined on \mathbb{S}^2 .

2.16. Advanced exercise. Show that the length of a space curve is proportional to

(a) the average length of its projections to all lines; that is,

$$\text{length } \gamma = k \cdot \overline{\text{length } \gamma_U}$$

for some $k \in \mathbb{R}$.

(b) the average length of its projections to all planes; that is,

$$\text{length } \gamma = k \cdot \overline{\text{length } \gamma_U^\perp}$$

for some $k \in \mathbb{R}$.

Find the value of k in each case.

F Semicontinuity of length

The lower limit of a sequence of real numbers x_n will be denoted by

$$\varliminf_{n \rightarrow \infty} x_n.$$

It is defined as the lowest partial limit; that is, the lowest possible limit of a subsequence of x_n . The lower limit is defined for any sequence of real numbers, and it lies in the extended real line $[-\infty, \infty]$

2.17. Theorem. *Length is lower semicontinuous with respect to the pointwise convergence of curves.*

More precisely, assume a sequence of curves $\gamma_n: [a, b] \rightarrow \mathcal{X}$ in a metric space \mathcal{X} converges pointwise to a curve $\gamma_\infty: [a, b] \rightarrow \mathcal{X}$; that is, for any fixed $t \in [a, b]$, we have $\gamma_n(t) \rightarrow \gamma_\infty(t)$ as $n \rightarrow \infty$. Then

$$\textcircled{3} \quad \varliminf_{n \rightarrow \infty} \text{length } \gamma_n \geq \text{length } \gamma_\infty.$$

Proof. Fix a partition $a = t_0 < t_1 < \cdots < t_k = b$. Set

$$\begin{aligned} \Sigma_n &:= |\gamma_n(t_0) - \gamma_n(t_1)| + \cdots + |\gamma_n(t_{k-1}) - \gamma_n(t_k)|. \\ \Sigma_\infty &:= |\gamma_\infty(t_0) - \gamma_\infty(t_1)| + \cdots + |\gamma_\infty(t_{k-1}) - \gamma_\infty(t_k)|. \end{aligned}$$

Note that for each i we have

$$|\gamma_n(t_{i-1}) - \gamma_n(t_i)| \rightarrow |\gamma_\infty(t_{i-1}) - \gamma_\infty(t_i)|,$$

and therefore

$$\Sigma_n \rightarrow \Sigma_\infty$$

as $n \rightarrow \infty$. Note that

$$\Sigma_n \leq \text{length } \gamma_n$$

for each n . Hence,

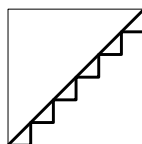
$$\varliminf_{n \rightarrow \infty} \text{length } \gamma_n \geq \Sigma_\infty.$$

Since the partition was arbitrary, by the definition of length, the inequality $\textcircled{3}$ is obtained. \square

The inequality $\textcircled{3}$ might be strict. For example, the diagonal γ_∞ of the unit square can be approximated by stairs-like polygonal lines γ_n with sides parallel to the sides of the square (γ_6 is in the picture). In this case,

$$\text{length } \gamma_\infty = \sqrt{2} \quad \text{and} \quad \text{length } \gamma_n = 2$$

for any n .



G Length metric

Let \mathcal{X} be a metric space. Given two points x, y in \mathcal{X} , denote by $\ell(x, y)$ the greatest lower bound of lengths of all paths connecting x to y ; if there is no such path, then $\ell(x, y) = \infty$.

It is straightforward to see that the function ℓ satisfies all the axioms of a metric except it might take infinite values. Therefore, if any two points in \mathcal{X} can be connected by a rectifiable curve, then ℓ defines a new metric on \mathcal{X} ; in this case, ℓ is called the induced length-metric.

Evidently, $\ell(x, y) \geq |x - y|$ for any pair of points $x, y \in \mathcal{X}$. If the equality holds for all pairs, then the metric $|\ast - \ast|$ is said to be a length-metric, and the corresponding metric space is called a length-metric space.

Most of the time we consider length-metric spaces. In particular, the Euclidean space is a length-metric space. A subspace A of a length-metric space \mathcal{X} is not necessarily a length-metric space; the induced length distance between points x and y in the subspace A will be denoted as $|x - y|_A$; that is, $|x - y|_A$ is the greatest lower bound of the lengths of paths in A from x to y .

2.18. Exercise. Let $A \subset \mathbb{R}^3$ be a closed subset. Show that A is convex if and only if

$$|x - y|_A = |x - y|_{\mathbb{R}^3}$$

for any $x, y \in A$

H Spherical curves

Let us denote by \mathbb{S}^2 the unit sphere in the space; that is,

$$\mathbb{S}^2 = \{ (x, y, z) \in \mathbb{R}^3 : x^2 + y^2 + z^2 = 1 \}.$$

A space curve γ is called spherical if it runs in the unit sphere; that is, $|\gamma(t)| = 1$, or equivalently, $\gamma(t) \in \mathbb{S}^2$ for any t .

Recall that $\angle(u, v)$ denotes the angle between two vectors u and v .

2.19. Observation. For any $u, v \in \mathbb{S}^2$, we have

$$|u - v|_{\mathbb{S}^2} = \angle(u, v)$$

Proof. The short arc γ of a great circle from u to v in \mathbb{S}^2 has length $\angle(u, v)$. Therefore,

$$|u - v|_{\mathbb{S}^2} \leq \angle(u, v).$$

It remains to prove the opposite inequality. In other words, we need to show that given a polygonal line $\beta = p_0 \dots p_n$ inscribed in γ there is a polygonal line $\beta_1 = q_0 \dots q_n$ inscribed in any given spherical path γ_1 connecting u to v such that

$$\textcircled{4} \quad \text{length } \beta_1 \geq \text{length } \beta.$$

Define q_i as the first point on γ_1 such that $|u - p_i| = |u - q_i|$, but set $q_n = v$. Clearly, β_1 is inscribed in γ_1 , and, according to the triangle inequality for angles (0.15), we have that

$$\angle(q_{i-1}, q_i) \geq \angle(p_{i-1}, p_i).$$

By the angle monotonicity (0.14),

$$|q_{i-1} - q_i| \geq |p_{i-1} - p_i|$$

and $\textcircled{4}$ follows. □

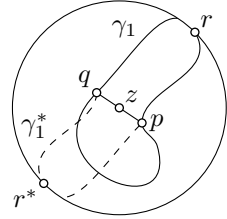
2.20. Hemisphere lemma. *Any closed spherical curve of length less than $2 \cdot \pi$ lies in an open hemisphere.*

This lemma will play a key role in the proof of Fenchel's theorem (3.11). The following proof is due to Stephanie Alexander. It is not as simple as one may think — try to prove it before reading further.

Proof. Let γ be a closed curve in \mathbb{S}^2 of length $2 \cdot \ell$. Suppose $\ell < \pi$.

Let us subdivide γ into two arcs γ_1 and γ_2 of length ℓ ; denote their endpoints by p and q . Note that

$$\begin{aligned} \angle(p, q) &\leq \text{length } \gamma_1 = \\ &= \ell < \\ &< \pi. \end{aligned}$$



Denote by z be the midpoint between p and q in \mathbb{S}^2 ; that is, z is the midpoint of the short arc of a great circle from p to q in \mathbb{S}^2 . We claim that γ lies in the open northern hemisphere with the north pole at z . If not, γ intersects the equator in a point r . Without loss of generality, we may assume that r lies on γ_1 .

Rotate the arc γ_1 by the angle π around the line thru z and the center of the sphere. The obtained arc γ_1^* together with γ_1 forms a closed curve of length $2 \cdot \ell$ passing thru r and its antipodal point r^* . Therefore,

$$\frac{1}{2} \cdot \text{length } \gamma = \ell \geq \angle(r, r^*) = \pi,$$

a contradiction. \square

2.21. Exercise. Describe a simple closed spherical curve that does not pass thru a pair of antipodal points and does not lie in any open hemisphere.

2.22. Exercise. Suppose a closed simple spherical curve γ divides \mathbb{S}^2 into two regions of equal area. Show that

$$\text{length } \gamma \geq 2\pi.$$

2.23. Exercise. Find a flaw in the solution of the following problem. Come up with a correct argument.

Problem. Suppose a closed plane curve γ has length at most 4. Show that γ lies in a unit disc.

Wrong solution. Note that it is sufficient to show that the diameter of γ is at most 2; that is,

$$\textcircled{5} \quad |p - q| \leq 2$$

for any two points p and q on γ .

The length of γ cannot be smaller than the closed inscribed polygonal line which goes from p to q and back to p . Therefore,

$$2 \cdot |p - q| \leq \text{length } \gamma \leq 4;$$

whence $\textcircled{5}$ follows. \square

2.24. Advanced exercises. Given unit vectors $u, w \in \mathbb{S}^2$, denote by w_u^* the closest point to w on the equator with the pole at u ; in other words, if w_u^\perp is the projection of w to the plane perpendicular to u , then w_u^* is the unit vector in the direction of w_u^\perp . The vector w_u^* is defined if $w \neq \pm u$.

(a) Show that for any spherical curve γ we have

$$\text{length } \gamma = \overline{\text{length } \gamma_u^*},$$

where $\overline{\text{length } \gamma_u^*}$ denotes the average length of γ_u^* with u varying in \mathbb{S}^2 . (This is a spherical analog of Crofton's formula.)

(b) Use (a) to give another proof of the hemisphere lemma (2.20).

Spherical Crofton's formula can be rewritten the following way:

$$\text{length } \gamma = \bar{n} \cdot \pi,$$

where \bar{n} denotes the average number of intersection points of γ with equators. The equivalence can be proved using Levi's monotone convergence theorem.

Chapter 3

Curvature

In mathematics, the term *curvature* is used for anything that measures how much a geometric object deviates from being straight. For curves, the curvature is a pointwise quantitative measure of how much the curve differs from a straight line.

A Acceleration of a unit-speed curve

Recall that any regular smooth curve can be reparametrized by its arc-length (2.8). The obtained parametrized curve, say γ , remains to be smooth, and it has unit speed; that is, $|\gamma'(s)| = 1$ for all s . The following proposition states that in this case the acceleration vector stays perpendicular to the velocity vector.

3.1. Proposition. *Assume γ is a smooth unit-speed space curve. Then $\gamma'(s) \perp \gamma''(s)$ for any s .*

The scalar product (also known as dot product) of two vectors v and w will be denoted by $\langle v, w \rangle$. Recall that the derivative of a scalar product satisfies the product rule; that is, if $v = v(t)$ and $w = w(t)$ are smooth vector-valued functions of a real parameter t , then

$$\langle v, w \rangle' = \langle v', w \rangle + \langle v, w' \rangle.$$

Proof. The identity $|\gamma'| = 1$ can be rewritten as $\langle \gamma', \gamma' \rangle = 1$. Differentiating both sides, we get $2 \cdot \langle \gamma'', \gamma' \rangle = \langle \gamma', \gamma' \rangle' = 0$; whence $\gamma'' \perp \gamma'$. \square

B Curvature

For a unit-speed smooth space curve γ , the magnitude of its acceleration $|\gamma''(s)|$ is called its curvature at time s . If γ is simple, then we can say that $|\gamma''(s)|$ is the curvature at the point $p = \gamma(s)$ without ambiguity. The curvature is usually denoted by $\kappa(s)$ or $\kappa(s)_\gamma$, and, in the case of simple curves, it might be also denoted by $\kappa(p)$ or $\kappa(p)_\gamma$.

3.2. Exercise. Show that a regular smooth simple space curve has zero curvature at each point if and only if it is a segment of a straight line.

3.3. Exercise. Let γ be a regular smooth simple space curve, and let γ_λ be a scaled copy of γ with factor $\lambda > 0$; that is, $\gamma_\lambda(t) = \lambda \cdot \gamma(t)$ for any t . Show that

$$\kappa(\lambda \cdot p)_{\gamma_\lambda} = \frac{\kappa(p)_\gamma}{\lambda}$$

for any $p \in \gamma$.

3.4. Exercise. Show that any regular smooth unit-speed spherical curve has curvature at least 1 at each time.

C Tangent indicatrix

Let γ be a regular smooth space curve. The curve

$$\textcircled{1} \quad \mathbf{T}(t) = \frac{\gamma'(t)}{|\gamma'(t)|};$$

it is called a tangent indicatrix of γ . Note that $|\mathbf{T}(t)| = 1$ for any t ; that is, \mathbf{T} is a spherical curve.

If $s \mapsto \gamma(s)$ is a unit-speed parametrization, then $\mathbf{T}(s) = \gamma'(s)$. In this case, we have the following expression for curvature:

$$\kappa(s) = |\mathbf{T}'(s)| = |\gamma''(s)|.$$

For general parametrization $t \mapsto \gamma(t)$, we have instead

$$\textcircled{2} \quad \kappa(t) = \frac{|\mathbf{T}'(t)|}{|\gamma'(t)|}.$$

Indeed, for an arc-length reparametrization by $s(t)$, we have $s'(t) = |\gamma'(t)|$. Therefore,

$$\kappa = \left| \frac{d\mathbf{T}}{ds} \right| = \left| \frac{d\mathbf{T}}{dt} \right| / \left| \frac{ds}{dt} \right| = \frac{|\mathbf{T}'|}{|\gamma'|}.$$

It follows that the indicatrix of a smooth regular curve γ is regular if the curvature of γ does not vanish.

3.5. Exercise. Use the formulas ❶ and ❷ to show that for any smooth regular space curve γ we have the following expressions for its curvature:

| | |
|---|---|
| <p>(a)</p> $\kappa = \frac{ \mathbf{W} }{ \gamma' ^2},$ <p>where $\mathbf{W} = \mathbf{W}(t)$ denotes the projection of $\gamma''(t)$ to the plane normal to $\gamma'(t)$;</p> | <p>(b)</p> $\kappa = \frac{ \gamma'' \times \gamma' }{ \gamma' ^3},$ <p>where \times denotes the vector product (also known as cross product).</p> |
|---|---|

3.6. Exercise. Apply the formulas in the previous exercise to show that if f is a smooth real function, then its graph $y = f(x)$ has curvature

$$\kappa(p) = \frac{|f''(x)|}{(1 + f'(x)^2)^{\frac{3}{2}}}$$

at the point $p = (x, f(x))$.

3.7. Advanced exercise. Show that any smooth regular curve $\gamma: \mathbb{I} \rightarrow \mathbb{R}^3$ with curvature at most 1 can be approximated by smooth curves with constant curvature 1.

In other words, construct a sequence $\gamma_n: \mathbb{I} \rightarrow \mathbb{R}^3$ of smooth regular curves with constant curvature 1 such that $\gamma_n(t) \rightarrow \gamma(t)$ for any t as $n \rightarrow \infty$.

D Tangents

Let γ be a smooth regular space curve and \mathbf{T} its tangent indicatrix. The line thru $\gamma(t)$ in the direction of $\mathbf{T}(t)$ is called the tangent line to γ at t . Any vector propositional to $\mathbf{T}(t)$ is called the tangent to γ at t .

The tangent line could be also defined as a unique line that has first-order contact with γ at s ; that is, $\rho(\ell) = o(\ell)$, where $\rho(\ell)$ denotes the distance from $\gamma(s + \ell)$ to the line.

3.8. Advanced exercise. Construct a smooth regular closed space curve without parallel tangent lines.

We say that a smooth regular curve γ_1 at s_1 is tangent to a smooth regular curve γ_2 at s_2 if $\gamma_1(s_1) = \gamma_2(s_2)$ and the tangent line of γ_1 at s_1 coincides with the tangent line of γ_2 at s_2 ; if both curves are simple we can also say that they are tangent at the point $p = \gamma_1(s_1) = \gamma_2(s_2)$ without ambiguity.

E Total curvature

Let $\gamma: \mathbb{I} \rightarrow \mathbb{R}^3$ be a smooth unit-speed curve and T its tangent indicatrix. The integral

$$\Phi(\gamma) := \int_{\mathbb{I}} \kappa(s) \cdot ds$$

is called the total curvature of γ , and it measures the total change of direction along γ .

Rewriting the above integral using a change of variables produces a formula for a general parametrization $t \mapsto \gamma(t)$:

③
$$\Phi(\gamma) := \int_{\mathbb{I}} \kappa(t) \cdot |\gamma'(t)| \cdot dt.$$

3.9. Exercise. Find the curvature of the helix

$$\gamma_{a,b}(t) = (a \cdot \cos t, a \cdot \sin t, b \cdot t),$$

its tangent indicatrix, and the total curvature of its arc $\gamma_{a,b}|_{[0, 2\pi]}$.

Note that for a unit-speed smooth curve, the speed of its tangent indicatrix equals its curvature. Therefore, 2.5 implies the following:

3.10. Observation. The total curvature of a smooth regular curve is the length of its tangent indicatrix.

3.11. Fenchel's theorem. The total curvature of any closed regular space curve is at least 2π .

Proof. Fix a closed regular space curve γ . We can assume that γ is described by a unit-speed loop $\gamma: [a, b] \rightarrow \mathbb{R}^3$; in this case, $\gamma(a) = \gamma(b)$ and $\gamma'(a) = \gamma'(b)$.

Consider its tangent indicatrix $T = \gamma'$. Recall that $|T(s)| = 1$ for any s ; that is, T is a closed spherical curve.

Let us show that T cannot lie in a hemisphere. Assume the contrary; without loss of generality, we can assume that it lies in the northern hemisphere defined by the inequality $z > 0$ in (x, y, z) -coordinates. In other words, if $\gamma(t) = (x(t), y(t), z(t))$, then $z'(t) > 0$ for any t . Therefore,

$$z(b) - z(a) = \int_a^b z'(s) \cdot ds > 0.$$

In particular, $\gamma(a) \neq \gamma(b)$, a contradiction.

Applying the observation (3.10) and the hemisphere lemma (2.20), we get

$$\Phi(\gamma) = \text{length } \tau \geq 2 \cdot \pi. \quad \square$$

3.12. Exercise. *Show that a closed space curve γ with curvature at most 1 cannot be shorter than the unit circle; that is,*

$$\text{length } \gamma \geq 2 \cdot \pi.$$

3.13. Advanced exercise. *Suppose γ is a smooth regular space curve that does not pass thru the origin. Consider the spherical curve σ defined by $\sigma(t) := \frac{\gamma(t)}{|\gamma(t)|}$. Show that*

$$\text{length } \sigma < \Phi(\gamma) + \pi.$$

Moreover, if γ is closed, then

$$\text{length } \sigma \leq \Phi(\gamma).$$

Note that the last inequality gives an alternative proof of Fenchel's theorem. Indeed, without loss of generality, we can assume that the origin lies on a chord of γ . In this case, the closed spherical curve σ goes from a point to its antipode and comes back; it takes length π each way, whence

$$\text{length } \sigma \geq 2 \cdot \pi.$$

Recall that the curvature of a spherical curve is at least 1 (see 3.4). In particular, the length of a spherical curve cannot exceed its total curvature. The following theorem shows that the same inequality holds for closed curves in a unit ball.

3.14. DNA theorem. *Let γ be a smooth regular closed curve that lies in a unit ball. Then*

$$\Phi(\gamma) \geq \text{length } \gamma.$$

The 2-dimensional case of this theorem was proved by István Fáry [25]. It was generalized by Don Chakerian [15] to higher dimensions. This theorem has many very interesting and very different proofs; a number of them are collected by Serge Tabachnikov [79]. The following exercise will guide you thru another proof by Don Chakerian [16]. Yet another proof is given in Section 4E.

3.15. Exercise. *Let $\gamma: [0, \ell] \rightarrow \mathbb{R}^3$ be a smooth unit-speed closed curve that lies in the unit ball; that is, $|\gamma| \leq 1$.*

(a) Show that

$$\langle \gamma''(s), \gamma(s) \rangle \geq -\kappa(s)$$

for any s .

(b) Use part (a) to show that

$$\int_0^\ell \langle \gamma(s), \gamma'(s) \rangle' \cdot ds \geq \ell - \Phi(\gamma).$$

(c) Suppose $\gamma(0) = \gamma(\ell)$ and $\gamma'(0) = \gamma'(\ell)$. Show that

$$\int_0^\ell \langle \gamma(s), \gamma'(s) \rangle' \cdot ds = 0.$$

Use this equality together with part (b) to prove 3.14.

F Convex curves

In this section, we show that the tangent indicatrix of a convex curve rotates monotonically. The following exercise provides a key observation for the proof.

3.16. Exercise. Let γ be a convex plane curve; denote by F the convex set bounded by γ . Show that a line ℓ is tangent to γ at point p if and only if it supports F at p ; that is, $\ell \ni p$ and F lies in a closed half-plane bounded by ℓ .

Recall that a map is monotone if the inverse image of any point in the target space is a nonempty connected set.

3.17. Proposition. Let γ be a regular smooth convex plane curve.

- (a) If γ is closed, then its tangent indicatrix T defines a monotone map $\mathbb{S}^1 \rightarrow \mathbb{S}^1$; in other words, T is a parametrization of the unit circle.
- (b) If γ is open, then its tangent indicatrix T defines a monotone map to an interval in a unit semicircle; in other words, T is a parametrization of an interval in a unit semicircle.

The following corollary says that for convex curves we have equality in Fenchel's theorem (3.11). Later we, in 4.9, we will show that it holds only for convex curves.

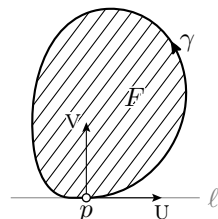
3.18. Corollary. Let γ be a convex plane curve.

- (a) If γ is closed, then $\Phi(\gamma) = 2\pi$.
- (b) If γ is open, then $\Phi(\gamma) \leq \pi$.

Proof. Follows from 3.17a, 3.10 and 2.2. □

Proof of 3.17; (a). Since γ is closed, it bounds a compact convex set F . We may assume that F lies on the left from γ .

Choose a unit vector U . Let (x, y) be the coordinates of the plane with x -axis in the direction of U .

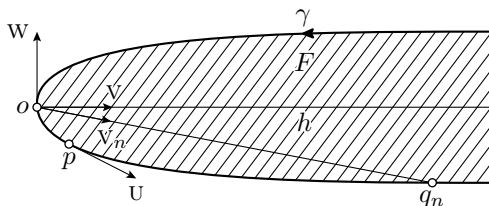


From Exercise 3.16, it follows that $U = T(s)$ if and only if $p = \gamma(s)$ is a minimum point of y -coordinate function on F . Indeed suppose p is a minimum point. Let ℓ be the horizontal line thru p . Then ℓ supports F at p . By the exercise, ℓ is tangent to γ at p . Since F lies on the left from γ , we get that $T(s) = U$. And the other way around, if $T(s) = U$ then, the tangent line at $p = \gamma(s)$ is horizontal, and, by the exercise, it supports F . Since F lies on the left from γ , we get that the y -coordinate on F has a minimum at p .

Since F is compact, there is a minimum point $p = \gamma(s)$ for the y -coordinate. The point p might be unique, in this case, $T^{-1}\{U\} = s$, or f might have a line segment of minimal points in γ , in this case, $T^{-1}\{U\}$ is an arc of S^1 . It follows that $T: S^1 \rightarrow S^1$ is monotone.

(b) The same argument in (a) shows that T is a monotone map to its image. Evidently, the image is a connected set in S^1 . It remains to show that the image lies in a semicircle; in other words, there is a unit vector w such that

$$\textcircled{4} \quad \angle(w, T(s)) > \frac{\pi}{2} \quad \text{for any } s.$$



Since γ is open, it bounds an unbounded convex closed region F . As before we assume that F lies on the left from γ . Note that there is a half-line, say h , that lies in F .

Indeed, we can assume that the origin o lies in F . Consider a sequence of points $q_n \in F$ such that $|q_n| \rightarrow \infty$ as $n \rightarrow \infty$. Denote by v_n the unit vector in the direction of q_n ; that is $v_n = \frac{q_n}{|q_n|}$.

Since the unit circle is compact, we can pass to a subsequence of q_n such that v_n converges to a unit vector, say v . Since F is closed, the half-line h from the origin in the direction of v lies in F .

Denote by w the counterclockwise rotation of v by angle $\frac{\pi}{2}$. Suppose $U = T(s)$ for some s ; choose (x, y) -coordinates so that x -axis points in the direction of U . The same argument as in (a) shows that $p = \gamma(s)$ is a minimum point in F of the y -coordinate. It follows that h and therefore v point in the closed upper half-plane of the (x, y) -plane. The latter is equivalent to ④. \square

G Bow lemma

The following lemma was proved by Axel Schur [76]; it is a differential-geometric analog of the so-called arm lemma of Augustin-Louis Cauchy. The arm lemma says that if $p_0 \dots p_n$ is a convex plane polygon and $q_0 \dots q_n$ is a polygonal line in the space such that

$$|p_i - p_{i-1}| = |q_i - q_{i-1}|, \\ \angle[p_i^{p_{i+1}}] \leq \angle[q_i^{q_{i+1}}]$$

for each i , then $|p_0 - p_n| \leq |q_0 - q_n|$.

3.19. Lemma. Let $\gamma_1: [a, b] \rightarrow \mathbb{R}^2$ and $\gamma_2: [a, b] \rightarrow \mathbb{R}^3$ be two smooth unit-speed curves. Suppose $\kappa(s)_{\gamma_1} \geq \kappa(s)_{\gamma_2}$ for any s and the curve γ_1 is an arc of a convex curve; that is, it runs in the boundary of a convex plane figure. Then the distance between the endpoints of γ_1 cannot exceed the distance between the endpoints of γ_2 ; that is,

$$|\gamma_1(b) - \gamma_1(a)| \leq |\gamma_2(b) - \gamma_2(a)|.$$

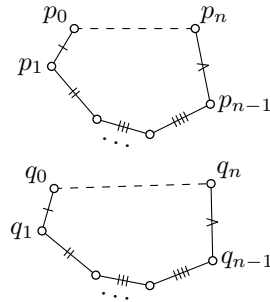
The following exercise states that the condition that γ_1 is a convex arc is necessary. It is instructive to do this exercise before reading the proof of the lemma.

3.20. Exercise. Construct two simple smooth unit-speed plane curves $\gamma_1, \gamma_2: [a, b] \rightarrow \mathbb{R}^2$ such that $\kappa(s)_{\gamma_1} > \kappa(s)_{\gamma_2} > 0$ for any s and

$$|\gamma_1(b) - \gamma_1(a)| > |\gamma_2(b) - \gamma_2(a)|.$$

Proof. We can assume that $\gamma_1(a) \neq \gamma_1(b)$; otherwise the statement is evident. By convexity, the curve γ_1 lies on one side of the line ℓ thru $\gamma_1(a)$ and $\gamma_1(b)$; we may assume ℓ is horizontal and γ_1 lies below ℓ .

Let s_0 be the lowest point on γ ; that is, $\gamma(s_0)$ has minimal y -coordinate.



Denote by T_1 and T_2 the tangent indicatrices of γ_1 and γ_2 , respectively. Consider two unit vectors

$$U_1 = T_1(s_0) = \gamma'_1(s_0) \quad \text{and} \quad U_2 = T_2(s_0) = \gamma'_2(s_0).$$

Note that $\gamma(b)$ lies in the direction of U_1 from $\gamma(a)$.

Lets us show that

$$\textcircled{5} \quad \angle(\gamma'_1(s), U_1) \geq \angle(\gamma'_2(s), U_2)$$

for any s . We will prove for $s \leq s_0$; the case $s \geq s_0$ is analogous.

By Exercise 3.16, the y -coordinate of γ is nonincreasing in the interval $[a, s_0]$. Therefore, the arc $T_1|_{[a, s_0]}$ lies in one of the unit semicircles with endpoints U_1 and $-U_1$. By 3.10, 3.17, and 2.2, we get that

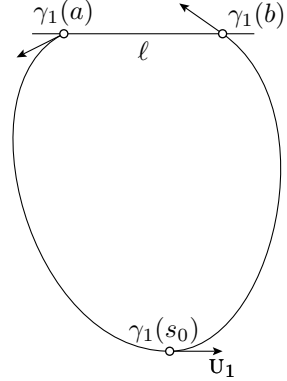
$$\textcircled{6} \quad \angle(\gamma'_1(s), U_1) = \angle(T_1(s), U_1) = \text{length}(T_1|_{[s, s_0]}).$$

for any $s \leq s_0$. By 2.19, we also have

$$\textcircled{7} \quad \angle(\gamma'_2(s), U_2) = \angle(T_2(s), U_2) \leq \text{length}(T_2|_{[s, s_0]}).$$

Further,

$$\begin{aligned} \text{length}(T_1|_{[s, s_0]}) &= \int_s^{s_0} |T'_1(t)| \cdot dt = \\ &= \int_s^{s_0} \kappa_1(t) \cdot dt \geq \\ &\geq \int_s^{s_0} \kappa_2(t) \cdot dt = \\ &= \int_s^{s_0} |T'_2(t)| \cdot dt = \\ &= \text{length}(T_2|_{[s, s_0]}). \end{aligned}$$



This inequality, together with $\textcircled{6}$ and $\textcircled{7}$, implies $\textcircled{5}$.

Since $1 = |\gamma'_1(s)| = |\gamma'_2(s)| = |U_1| = |U_2|$, we have

$$\langle \gamma'_1(s), U_1 \rangle = \cos \angle(\gamma'_1(s), U_1) \quad \text{and} \quad \langle \gamma'_2(s), U_2 \rangle = \cos \angle(\gamma'_2(s), U_2).$$

The cosine is decreasing in the interval $[0, \pi]$; therefore, $\textcircled{5}$ implies

$$\textcircled{8} \quad \langle \gamma'_1(s), U_1 \rangle \leq \langle \gamma'_2(s), U_2 \rangle$$

for any s .

Further, since $\gamma(b)$ lies in the direction of u_1 from $\gamma(a)$, we have that

$$|\gamma_1(b) - \gamma_1(a)| = \langle u_1, \gamma_1(b) - \gamma_1(a) \rangle.$$

Since u_2 is a unit vector, we have that

$$|\gamma_2(b) - \gamma_2(a)| \geq \langle u_2, \gamma_2(b) - \gamma_2(a) \rangle.$$

Integrating **9**, we get

$$\begin{aligned} |\gamma_1(b) - \gamma_1(a)| &= \langle u_1, \gamma_1(b) - \gamma_1(a) \rangle = \int_a^b \langle u_1, \gamma_1'(s) \rangle \cdot ds \leq \\ &\leq \int_a^b \langle u_2, \gamma_2'(s) \rangle \cdot ds = \langle u_2, \gamma_2(b) - \gamma_2(a) \rangle \leq |\gamma_2(b) - \gamma_2(a)|. \end{aligned}$$

□

3.21. Exercise. Let $\gamma: [a, b] \rightarrow \mathbb{R}^3$ be a smooth regular curve and $0 < \theta \leq \frac{\pi}{2}$. Assume

$$\Phi(\gamma) \leq 2 \cdot \theta.$$

(a) Show that

$$|\gamma(b) - \gamma(a)| > \cos \theta \cdot \text{length } \gamma.$$

(b) Use part (a) to give another solution of 4.6b.

(c) Show that the inequality in (a) is optimal; that is, given θ there is a smooth regular curve γ such that $\frac{|\gamma(b) - \gamma(a)|}{\text{length } \gamma}$ is arbitrarily close to $\cos \theta$.

The statement in the following exercise is generally attributed to Hermann Schwarz [76].

3.22. Exercise. Let p and q be points on a unit circle dividing it in two arcs with lengths $\ell_1 < \ell_2$. Suppose a space curve γ connects p to q and has curvature at most 1. Show that either

$$\text{length } \gamma \leq \ell_1 \quad \text{or} \quad \text{length } \gamma \geq \ell_2.$$

The following exercise generalizes 3.12.

3.23. Exercise. Suppose $\gamma: [a, b] \rightarrow \mathbb{R}^3$ is a smooth regular loop with curvature at most 1. Show that

$$\text{length } \gamma \geq 2 \cdot \pi.$$

3.24. Exercise. Let κ be a smooth nonnegative function defined on $[0, \ell]$. Construct a smooth unit-speed curve $\gamma: [0, \ell] \rightarrow \mathbb{R}^3$ with curvature function κ such that the distance $|\gamma(\ell) - \gamma(0)|$ is arbitrary close to ℓ .

Chapter 4

Polygonal lines

In this chapter should help to build a firm geometric intuition about curvature; it reinterpret the curvature of curves via inscribed polygonal lines.

A Piecewise smooth curves

Assume $\alpha: [a, b] \rightarrow \mathbb{R}^3$ and $\beta: [b, c] \rightarrow \mathbb{R}^3$ are two curves such that $\alpha(b) = \beta(b)$. Note that these two curves can be combined into one $\gamma: [a, c] \rightarrow \mathbb{R}^3$ by the rule

$$\gamma(t) = \begin{cases} \alpha(t) & \text{if } t \leq b, \\ \beta(t) & \text{if } t \geq b. \end{cases}$$

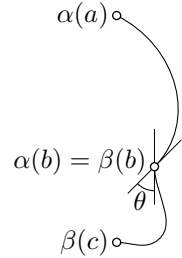
The obtained curve γ is called the concatenation of α and β . (The condition $\alpha(b) = \beta(b)$ ensures that the map $t \mapsto \gamma(t)$ is continuous.)

The same definition of concatenation can be applied if α and/or β are defined on semiopen intervals $(a, b]$ and/or $[b, c)$.

The assumption that the intervals of definition of α and β fit together is not essential — one can concatenate any of the curves as long as the endpoint of α coincides with the starting point of β . If this is the case, then the time intervals of both curves can be shifted so that they fit together.

If in addition $\beta(c) = \alpha(a)$, then we can do cyclic concatenation of these curves; this way we obtain a closed curve.

If $\alpha'(b)$ and $\beta'(b)$ are defined, then the angle $\theta = \angle(\alpha'(b), \beta'(b))$ is called the external angle of γ at time b . If $\theta = \pi$, then we say that γ has a cusp at time b .



A space curve γ is called piecewise smooth and regular if it can be presented as an iterated concatenation of a finite number of smooth regular curves; if γ is closed, then the concatenation is assumed to be cyclic.

If γ is a concatenation of smooth regular arcs $\gamma_1, \dots, \gamma_n$, then the total curvature of γ is defined as a sum of the total curvatures of γ_i and the external angles; that is,

$$\Phi(\gamma) = \Phi(\gamma_1) + \dots + \Phi(\gamma_n) + \theta_1 + \dots + \theta_{n-1}$$

where θ_i is the external angle at the joint between γ_i and γ_{i+1} .

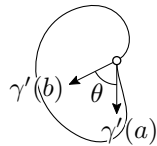
If γ is closed, then the total curvature of γ is defined by

$$\Phi(\gamma) = \Phi(\gamma_1) + \dots + \Phi(\gamma_n) + \theta_1 + \dots + \theta_n,$$

where θ_n is the external angle at the joint between γ_n and γ_1 .

In particular, for a smooth regular loop $\gamma: [a, b] \rightarrow \mathbb{R}^3$, the total curvature of the corresponding closed curve $\hat{\gamma}$ is defined as

$$\Phi(\hat{\gamma}) := \Phi(\gamma) + \theta,$$



where $\theta = \angle(\gamma'(a), \gamma'(b))$.

B Generalized Fenchel's theorem

4.1. Theorem. *Let γ be a closed piecewise smooth regular space curve. Then*

$$\Phi(\gamma) \geq 2\pi.$$

Proof. Suppose γ is a cyclic concatenation of n smooth regular arcs $\gamma_1, \dots, \gamma_n$. Denote by $\theta_1, \dots, \theta_n$ its external angles. We need to show that

$$\bullet \quad \Phi(\gamma_1) + \dots + \Phi(\gamma_n) + \theta_1 + \dots + \theta_n \geq 2\pi.$$

Consider the tangent indicatrix T_i for each arc γ_i ; these are smooth spherical arcs.

The same argument as in the proof of Fenchel's theorem shows that the curves T_1, \dots, T_n cannot lie in an open hemisphere.

Note that the spherical distance from the endpoint of T_i to the starting point of T_{i+1} is equal to the external angle θ_i (we enumerate the arcs modulo n , so $\gamma_{n+1} = \gamma_1$). Let us connect the endpoint of T_i to the

starting point of T_{i+1} by a short arc of a great circle in the sphere. This way we get a closed spherical curve that is $\theta_1 + \dots + \theta_n$ longer than the total length of T_1, \dots, T_n .

Applying the hemisphere lemma (2.20) to the obtained closed curve, we get that

$$\text{length } T_1 + \dots + \text{length } T_n + \theta_1 + \dots + \theta_n \geq 2 \cdot \pi.$$

By 3.10, the statement follows. \square

4.2. Chord lemma. *Let $\gamma: [a, b] \rightarrow \mathbb{R}^3$ be a smooth regular arc, and ℓ be its chord. Assume γ meets ℓ at angles α and β at $\gamma(a)$ and $\gamma(b)$, respectively; that is,*

$$\alpha = \angle(w, \gamma'(a)) \quad \text{and} \quad \beta = \angle(w, \gamma'(b)),$$

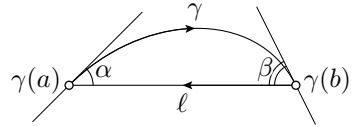
where $w = \gamma(b) - \gamma(a)$. Then

$$\textcircled{2} \quad \Phi(\gamma) \geq \alpha + \beta.$$

Proof. Let us parametrize the chord ℓ from $\gamma(b)$ to $\gamma(a)$ and consider the cyclic concatenation $\hat{\gamma}$ of γ and ℓ . The closed curve $\hat{\gamma}$ has two external angles $\pi - \alpha$ and $\pi - \beta$.

Since the curvature of ℓ vanishes, we get

$$\Phi(\hat{\gamma}) = \Phi(\gamma) + (\pi - \alpha) + (\pi - \beta).$$



According to the generalized Fenchel's theorem (4.1), $\Phi(\hat{\gamma}) \geq 2 \cdot \pi$; hence $\textcircled{2}$ follows. \square

4.3. Exercise. *Show that the estimate in the chord lemma is optimal.*

More precisely, given two points p, q and two unit vectors u, v in \mathbb{R}^3 , construct a smooth regular curve γ that starts at p in the direction u and ends at q in the direction v such that $\Phi(\gamma)$ is arbitrarily close to $\angle(w, u) + \angle(w, v)$, where $w = q - p$.

C Polygonal lines

Polygonal lines are a particular case of piecewise smooth regular curves; each arc in its concatenation is a line segment. Since the curvature of a line segment vanishes, the total curvature of a polygonal line is the sum of its external angles.

4.4. Exercise. Let a, b, c, d , and x be distinct points in \mathbb{R}^3 . Show that the total curvature of the polygonal line $abcd$ cannot exceed the total curvature of $abxcd$; that is,

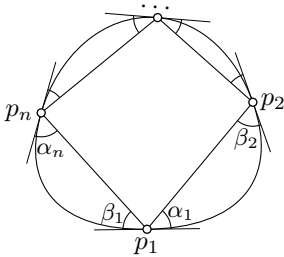
$$\Phi(abcd) \leq \Phi(abxcd).$$

Use this statement to show that any closed polygonal line has curvature at least 2π .

4.5. Proposition. Assume a polygonal line $p_0 \dots p_n$ is inscribed in a smooth regular curve γ . Then

$$\Phi(\gamma) \geq \Phi(p_0 \dots p_n).$$

Moreover, if γ is closed, we allow the inscribed polygonal line $p_0 \dots p_n$ to be closed.



Proof. Assume $p_i = \gamma(t_i)$. Set

$$\begin{aligned} W_i &= p_{i+1} - p_i, & V_i &= \gamma'(t_i), \\ \alpha_i &= \angle(W_i, V_i), & \beta_i &= \angle(W_{i-1}, V_i), \\ \theta_i &= \angle(W_{i-1}, W_i). \end{aligned}$$

In the case of a closed curve, we use indexes modulo n ; so in this case, we have $p_{n+1} = p_1$.

Since the curvature of line segments vanishes, the total curvature of the polygonal line is the sum of external angles θ_i .

By triangle inequality for angles 0.15, we get that

$$\theta_i \leq \alpha_i + \beta_i.$$

By the chord lemma, the total curvature of the arc of γ from p_i to p_{i+1} is at least $\alpha_i + \beta_{i+1}$.

Therefore, if γ is a closed curve, we have

$$\begin{aligned} \Phi(p_0 \dots p_n) &= \theta_1 + \dots + \theta_n \leq \\ &\leq \beta_1 + \alpha_1 + \dots + \beta_n + \alpha_n = \\ &= (\alpha_1 + \beta_2) + \dots + (\alpha_n + \beta_1) \leq \\ &\leq \Phi(\gamma). \end{aligned}$$

If γ is an arc, the argument is analogous:

$$\begin{aligned} \Phi(p_0 \dots p_n) &= \theta_1 + \dots + \theta_{n-1} \leq \\ &\leq \beta_1 + \alpha_1 + \dots + \beta_{n-1} + \alpha_{n-1} \leq \\ &\leq (\alpha_0 + \beta_1) + \dots + (\alpha_{n-1} + \beta_n) \leq \\ &\leq \Phi(\gamma). \end{aligned}$$

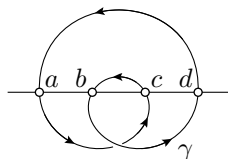
□

4.6. Exercise.

- (a) Draw a smooth regular plane curve γ that has a self-intersection and such that $\Phi(\gamma) < 2 \cdot \pi$.
- (b) Show that if a smooth regular curve $\gamma: [a, b] \rightarrow \mathbb{R}^3$ has a self-intersection, then $\Phi(\gamma) > \pi$.

4.7. Exercise. Suppose a closed curve γ crosses a line at four points $a, b, c,$ and d . Assume these points appear on the line in the order a, b, c, d and they appear on the curve γ in the order a, c, b, d . Show that

$$\Phi(\gamma) \geq 4 \cdot \pi.$$



Lines crossing a curve at four points as in the exercise are called alternating quadriseccants. It turns out that any nontrivial knot admits an alternating quadriseccant [21]; according to the exercise, the latter implies the so-called Fáry–Milnor theorem — the total curvature of any knot exceeds $4 \cdot \pi$; see [67] and the references therein.

The following exercise states that the inequality in 4.5 is optimal.

4.8. Exercise. Show that for any regular smooth space curve γ we have

$$\Phi(\gamma) = \sup\{\Phi(\beta)\},$$

where the least upper bound is taken over all polygonal lines β inscribed in γ (if γ is closed, then we assume so is β).

This exercise can be used to define the total curvature of an arbitrary curve γ . Namely, it can be defined as *the least upper bound on the total curvatures of nondegenerate polygonal lines inscribed in γ* .

It is possible to generalize most of the statements in this chapter to the (nonsmooth) curves of finite total curvature. This theory was developed by Alexandr Alexandrov and Yuri Reshetnyak [2]; a good survey on the subject is written by John Sullivan [78].

D What if $\Phi(\gamma) = 2 \cdot \pi$?

4.9. Proposition. *The equality case in Fenchel's theorem holds only for convex plane curves; that is, the total curvature of a smooth regular space curve γ equals $2 \cdot \pi$ if and only if γ is a convex plane curve.*

Proof of 4.9. The if part is proved in Corollary 3.18; it remains to prove the only-if part.

Consider an inscribed quadrangle $abcd$ in γ . By the definition of total curvature, we have that

$$\begin{aligned}\Phi(abcd) &= (\pi - \angle[a_b^d]) + (\pi - \angle[b_c^a]) + (\pi - \angle[c_d^b]) + (\pi - \angle[d_a^c]) = \\ &= 4 \cdot \pi - (\angle[a_b^d] + \angle[b_c^a] + \angle[c_d^b] + \angle[d_a^c])\end{aligned}$$

By 0.15,

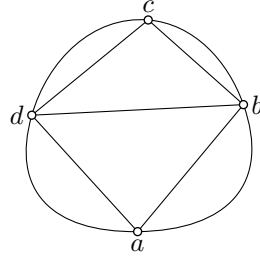
$$\textcircled{3} \quad \angle[b_c^a] \leq \angle[b_d^a] + \angle[b_c^d] \quad \text{and} \quad \angle[d_a^c] \leq \angle[d_b^c] + \angle[d_a^b].$$

The sum of angles in any triangle is π , so combining these inequalities, we get that

$$\begin{aligned}\Phi(abcd) &\geq 4 \cdot \pi - (\angle[a_b^d] + \angle[b_d^a] + \angle[d_a^b]) - \\ &\quad - (\angle[c_d^b] + \angle[d_b^c] + \angle[b_c^d]) = \\ &= 2 \cdot \pi.\end{aligned}$$

By 4.5,

$$\Phi(abcd) \leq \Phi(\gamma) \leq 2 \cdot \pi.$$



Therefore, we have equalities in $\textcircled{3}$. It means that point d lies in the angle abc and point b lies in the angle cda . The latter means that $abcd$ is a convex plane quadrangle.

It follows that any quadrangle inscribed in γ is a convex plane quadrangle. Therefore, all points of γ lie in one plane defined by three points on γ . Further, since any quadrangle inscribed in γ is convex, we get that γ is convex as well. \square

E Genralized DNA theorem

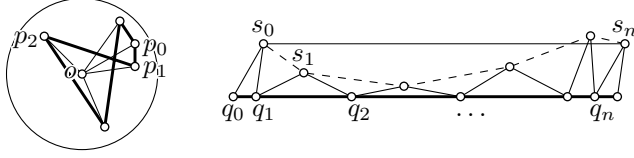
Recall that DNA theorem (3.14) states that *total curvature of closed smooth regular curve in a unit ball cannot be smaller than its length*. In this section, we prove the following polygonal analog of DNA theorem.

4.10. Genralized DNA theorem. *Let $p_1 \dots p_n$ be a closed polygonal line in a unit ball. Then*

$$\Phi(p_1 \dots p_n) > \text{length}(p_1 \dots p_n).$$

Note that by Exercise 4.8, this theorem implies the original DNA theorem (3.14). Therefore, it is indeed a generalization of DNA theorem.

Proof. We assume that $p_n = p_0$, $p_{n+1} = p_1$, and so on. Denote by θ_i the external angle at p_i .



Denote by o the center of the disc. Consider a sequence of triangles

$$\triangle q_0 q_1 s_0 \cong \triangle p_0 p_1 o, \quad \triangle q_1 q_2 s_1 \cong \triangle p_1 p_2 o, \quad \dots$$

such that the points $q_0, q_1 \dots$ lie on one line in that order and all the s_i 's lie on one side from this line.

Note that

$$|s_n - s_0| = \text{length}(p_1 \dots p_n).$$

Therefore

$$|s_0 - s_1| + \dots + |s_{n-1} - s_n| \geq \text{length}(p_1 \dots p_n).$$

Note that

$$|q_i - s_{i-1}| = |q_i - s_i| = |p_i - o| \leq 1$$

and

$$\angle s_{i-1} q_i s_i \leq \theta_i$$

for each i . It follows that

$$|s_{i-1} - s_i| < \theta_i$$

for each i . Therefore,

$$\begin{aligned} \Phi(p_1 \dots p_n) &= \theta_1 + \dots + \theta_n > \\ &> |s_0 - s_1| + \dots + |s_{n-1} - s_n| \geq \\ &\geq \text{length}(p_1 \dots p_n). \end{aligned}$$

□

4.11. Exercise. Suppose that a curve $\gamma: [0, 1] \rightarrow \mathbb{R}^3$ has bounded total curvature in the generalized sense; that is, there is an upper bound on the total curvatures of polygonal lines inscribed in γ .

Show that γ is rectifiable. Construct an example showing that the converse does not hold.

Let us mention the following related result; it was proved by Jeffrey Lagarias and Thomas Richardson [45]; another proof is given by Alexander Nazarov and Fedor Petrov [62]. The proofs are annoyingly tricky.

4.12. Theorem. Let α be a closed curve that lies in a convex plane figure bounded by a curve γ . Then the average curvature of α is not less than the average curvature of γ .

Chapter 5

Torsion

Just like curvature measures how much a curve fails to be a straight line, the torsion measures how much a space curve fails to be a plane curve (see 5.8).

This chapter provides mostly practice in computations. Except for the definitions in Section 5A, it will not be used in the sequel.

A Frenet frame

Let γ be a smooth regular space curve. Without loss of generality, we may assume that γ has an arc-length parametrization, so the velocity vector $T(s) = \gamma'(s)$ is unit.

Assume its curvature does not vanish at some time s ; in other words, $\gamma''(s) \neq 0$. Then we can define the so-called normal vector at s as

$$N(s) = \frac{\gamma''(s)}{|\gamma''(s)|}.$$

Note that

$$T'(s) = \gamma''(s) = \kappa(s) \cdot N(s).$$

According to 3.1, $N(s) \perp T(s)$. Therefore, the vector product

$$B(s) = T(s) \times N(s)$$

is a unit vector. Moreover, the triple $T(s), N(s), B(s)$ an oriented orthonormal basis in \mathbb{R}^3 . In particular, we have that

$$\begin{aligned} \langle T, T \rangle &= 1, & \langle N, N \rangle &= 1, & \langle B, B \rangle &= 1, \\ \langle T, N \rangle &= 0, & \langle N, B \rangle &= 0, & \langle B, T \rangle &= 0. \end{aligned}$$

The orthonormal basis $T(s), N(s), B(s)$ is called the Frenet frame at s ; the vectors in the frame are called tangent, normal, and binormal, respectively. Note that the frame $T(s), N(s), B(s)$ is defined only if $\kappa(s) \neq 0$.

The plane Π_s thru $\gamma(s)$ spanned by vectors $T(s)$ and $N(s)$ is called the osculating plane at s ; equivalently it can be defined as a plane thru $\gamma(s)$ that is perpendicular to the binormal vector $B(s)$. This is the unique plane that has a second-order contact with γ at s ; that is, $\rho(\ell) = o(\ell^2)$, where $\rho(\ell)$ denotes the distance from $\gamma(s + \ell)$ to Π_s .

B Torsion

Let γ be a smooth unit-speed space curve and $T(s), N(s), B(s)$ be its Frenet frame. The value

$$\tau(s) = \langle N'(s), B(s) \rangle$$

is called the torsion of γ at s .

Note that the torsion $\tau(s_0)$ is defined if $\kappa(s_0) \neq 0$. Indeed, since the function $s \mapsto \kappa(s)$ is continuous, $\kappa(s_0) \neq 0$ implies that $\kappa(s) \neq 0$ for all s near s_0 . Therefore, the Frenet frame is also defined in an open interval containing s_0 . Clearly, $T(s)$, $N(s)$, and $B(s)$ depend smoothly on s in their domains of definition. Therefore, $N'(s_0)$ is defined, and so is the torsion.

5.1. Exercise. Given real numbers a and b , calculate the curvature and the torsion of the helix $\gamma_{a,b}(t) = (a \cdot \cos t, a \cdot \sin t, b \cdot t)$.

Conclude that for any $\kappa > 0$ and τ there is a helix with constant curvature κ and torsion τ .

C Frenet formulas

Assume the Frenet frame $T(s), N(s), B(s)$ of a curve γ is defined at s . Recall that

$$\textcircled{2} \quad T' = \kappa \cdot N.$$

Let us write the remaining derivatives N' and B' in the frame T, N, B .

Let us show that

$$\textcircled{3} \quad N' = -\kappa \cdot T + \tau \cdot B.$$

Since the frame T, N, B is orthonormal, the above formula is equivalent to the following three identities:

$$\textcircled{4} \quad \langle N', T \rangle = -\kappa, \quad \langle N', N \rangle = 0, \quad \langle N', B \rangle = \tau,$$

The last identity follows from the definition of torsion. The second one is a consequence of the identity $\langle N, N \rangle = 1$ in **1**. By differentiating the identity $\langle T, N \rangle = 0$ in **1** we get

$$\langle T', N \rangle + \langle T, N' \rangle = 0.$$

Applying **2**, we get the first equation in **4**.

Differentiating the third identity in **1**, we get that $B' \perp B$. Taking further derivatives of the other identities with B in **1**, we get that

$$\begin{aligned}\langle B', T \rangle &= -\langle B, T' \rangle = -\kappa \cdot \langle B, N \rangle = 0, \\ \langle B', N \rangle &= -\langle B, N' \rangle = \tau.\end{aligned}$$

Since the frame T, N, B is orthonormal, it follows that

$$\textbf{5} \quad B' = -\tau \cdot N.$$

The equations **2**, **3**, and **5** are called Frenet formulas. All three can be written as one matrix identity:

$$\begin{pmatrix} T' \\ N' \\ B' \end{pmatrix} = \begin{pmatrix} 0 & \kappa & 0 \\ -\kappa & 0 & \tau \\ 0 & -\tau & 0 \end{pmatrix} \cdot \begin{pmatrix} T \\ N \\ B \end{pmatrix}.$$

Since B is the normal vector to the osculating plane, equation **5** shows that the torsion measures how fast the osculating plane rotates when one travels along γ .

5.2. Exercise. Deduce the formula **5** from **2** and **3** by differentiating the identity $B = T \times N$.

5.3. Exercise. Let γ be a regular space curve with nonvanishing curvature. Show that γ lies in a plane if and only if its torsion vanishes.

5.4. Exercise. Let $\gamma_0: [a, b] \rightarrow \mathbb{R}^3$ be a smooth regular space curve with Frenet frame T, N, B . Consider the curve $\gamma_1(t) = \gamma_0(t) + B(t)$. Show that

$$\text{length } \gamma_1 \geq \text{length } \gamma_0.$$

5.5. Exercise. Suppose γ is a smooth regular space curve. Let κ and τ be its curvature and torsion, and T, N, B be its Frenet frame. Show that

$$B = \frac{\gamma' \times \gamma''}{|\gamma' \times \gamma''|} \quad \text{and} \quad \tau = \frac{\langle \gamma' \times \gamma'', \gamma''' \rangle}{|\gamma' \times \gamma''|^2}.$$

5.6. Advanced exercise. Let γ be a closed smooth regular space curve with positive torsion. Show that the tangent indicatrix of γ has a self-intersection.

D Curves of constant slope

We say that a smooth regular space curve γ has constant slope if its velocity vector makes a constant angle with a fixed direction. The following theorem was proved by Michel Ange Lancret [50].

5.7. Theorem. *Let γ be a smooth regular curve; denote by κ and τ its curvature and torsion. Suppose $\kappa(s) > 0$ for all s . Then γ has a constant slope if and only if the ratio $\frac{\tau}{\kappa}$ is constant.*

The following exercise will guide you thru the proof of the theorem.

5.8. Exercise. *Let γ be a smooth regular space curve with nonvanishing curvature, T, N, B its Frenet frame, and κ, τ its curvature and torsion.*

(a) *Assume $\langle W, T \rangle$ is constant for a fixed nonzero vector W . Show that $\langle W, N \rangle = 0$. Conclude that $\langle W, B \rangle$ is constant. Show that*

$$\tau \cdot \langle W, B \rangle - \kappa \cdot \langle W, T \rangle = 0.$$

Conclude that $\frac{\tau}{\kappa}$ is constant; this proves the only-if part of the theorem.

(b) *Assume $\frac{\tau}{\kappa}$ is constant, show that the vector $W = \frac{\tau}{\kappa} \cdot T + B$ is constant. Conclude that γ has a constant slope; this proves the if part of the theorem.*

Let γ be a smooth unit-speed curve and s_0 a fixed real number. Then the curve

$$\alpha(s) = \gamma(s) + (s_0 - s) \cdot \gamma'(s)$$

is called the evolute of γ . Note that if $\ell(s)$ denotes the tangent line to γ at s , then $\alpha(s) \in \ell(s)$ and $\alpha'(s) \perp \ell$ for all s .

5.9. Exercise. *Show that the evolute of a constant slope curve is a plane curve.*

E Spherical curves

5.10. Theorem. *Suppose γ is a smooth regular space curve with nonvanishing torsion τ and (therefore) curvature κ . Then γ lies in a unit sphere if and only if the following identity holds true:*

$$\left| \frac{\kappa'}{\tau} \right| = \kappa \cdot \sqrt{\kappa^2 - 1}.$$

The proof is another application of the Frenet formulas; we present it in the form of a guided exercise:

5.11. Exercise. Suppose γ is a smooth unit-speed space curve. Denote by T, N, B its Frenet frame and by κ, τ its curvature and torsion.

Assume γ is spherical; that is, $|\gamma(s)| = 1$ for any s . Show that

- (a) $\langle T, \gamma \rangle = 0$; conclude that $\langle N, \gamma \rangle^2 + \langle B, \gamma \rangle^2 = 1$.
- (b) $\langle N, \gamma \rangle = -\frac{1}{\kappa}$;
- (c) $\langle B, \gamma \rangle' = \frac{\tau}{\kappa}$.
- (d) Use (c) to show that if γ is closed, then $\tau(s) = 0$ for some s .
- (e) Assume the torsion of γ does not vanish. Use (a)–(c) to show that

$$\left| \frac{\kappa'}{\tau} \right| = \kappa \cdot \sqrt{\kappa^2 - 1}.$$

(It proves the only-if part of the theorem.)

Now assume γ is a space curve that satisfies the identity in (e).

- (f) Show that $p = \gamma + \frac{1}{\kappa} \cdot N + \frac{\kappa'}{\kappa^2 \cdot \tau} \cdot B$ is constant; conclude that γ lies in the unit sphere centered at p . (It proves the if part of the theorem.)

For a unit-speed curve γ with nonzero curvature and torsion at s , the sphere Σ_s that passes thru $\gamma(s)$ and has the center at

$$p(s) = \gamma(s) + \frac{1}{\kappa(s)} \cdot N(s) + \frac{\kappa'(s)}{\kappa^2(s) \cdot \tau(s)} \cdot B(s)$$

is called the osculating sphere of γ at s . This is the unique sphere that has third-order contact with γ at s ; that is, $\rho(\ell) = o(\ell^3)$, where $\rho(\ell)$ denotes the distance from $\gamma(s + \ell)$ to Σ_s .

F Fundamental theorem of space curves

5.12. Theorem. Let $s \mapsto \kappa(s)$ and $s \mapsto \tau(s)$ be two smooth real-valued functions defined on a real interval I . Suppose $\kappa(s) > 0$ for all s . Then there is a smooth unit-speed curve $\gamma: I \rightarrow \mathbb{R}^3$ with curvature $\kappa(s)$ and torsion $\tau(s)$ for every $s \in I$. Moreover, γ is uniquely defined up to a rigid motion of the space.

The proof is an application of the theorem on the existence and uniqueness of solutions of ordinary differential equations (0.28).

Proof. Fix a parameter value s_0 , a point $\gamma(s_0)$, and an oriented orthonormal frame $T(s_0), N(s_0), B(s_0)$. Consider the following system of differential equations

$$\textcircled{6} \quad \begin{cases} \gamma' = T, \\ T' = \kappa \cdot N, \\ N' = -\kappa \cdot T + \tau \cdot B, \\ B' = -\tau \cdot N \end{cases}$$

with the initial condition formed by $\gamma(s_0)$ and an oriented orthonormal frame $T(s_0), N(s_0), B(s_0)$. (The system of equations has four vector equations, so it can be rewritten as a system of 12 scalar equations.)

By 0.28, this system has a unique solution which is defined in a maximal subinterval $\mathbb{J} \subset \mathbb{I}$ containing s_0 . Let us show that actually $\mathbb{J} = \mathbb{I}$.

First note that

$$\begin{aligned} \textcircled{7} \quad & \langle T, T \rangle = 1, \quad \langle N, N \rangle = 1, \quad \langle B, B \rangle = 1, \\ & \langle T, N \rangle = 0, \quad \langle T, B \rangle = 0, \quad \langle N, B \rangle = 0 \end{aligned}$$

at any parameter value s .

Indeed, by $\textcircled{6}$, we have the following system of scalar equations:

$$\textcircled{8} \quad \begin{cases} \langle T, T \rangle' &= 2 \cdot \langle T, T' \rangle = 2 \cdot \kappa \cdot \langle T, N \rangle, \\ \langle N, N \rangle' &= 2 \cdot \langle N, N' \rangle = -2 \cdot \kappa \cdot \langle N, T \rangle + 2 \cdot \tau \cdot \langle N, B \rangle, \\ \langle B, B \rangle' &= 2 \cdot \langle B, B' \rangle = -2 \cdot \tau \cdot \langle B, N \rangle, \\ \langle T, N \rangle' &= \langle T', N \rangle + \langle T, N' \rangle = \kappa \cdot \langle N, N \rangle - \kappa \cdot \langle T, T \rangle + \tau \cdot \langle T, B \rangle, \\ \langle N, B \rangle' &= \langle N', B \rangle + \langle N, B' \rangle = \kappa \cdot \langle T, B \rangle + \tau \cdot \langle B, B \rangle - \tau \cdot \langle N, N \rangle, \\ \langle B, T \rangle' &= \langle B', T \rangle + \langle B, T' \rangle = -\tau \cdot \langle N, T \rangle + \kappa \cdot \langle B, N \rangle. \end{cases}$$

Observe that the constants in $\textcircled{7}$ are a solution of this system. Moreover, since we choose $T(s_0), N(s_0), B(s_0)$ to be an oriented orthonormal frame, $\textcircled{7}$ solves our initial value problem for $\textcircled{3}$.

Assume $\mathbb{J} \subsetneq \mathbb{I}$. Then an end of \mathbb{J} , say b , lies in the interior of \mathbb{I} . By Theorem 0.28, at least one of the values $\gamma(s), T(s), N(s), B(s)$ escapes to infinity as $s \rightarrow b$. But this is impossible — the vectors $T(s), N(s), B(s)$ remain unit, and $|\gamma'(s)| = |T(s)| = 1$; so γ travels only a finite distance as $s \rightarrow b$ — a contradiction. Hence, $\mathbb{J} = \mathbb{I}$.

Now assume there are two curves γ_1 and γ_2 with the given curvature and torsion functions. Applying a motion of the space, we can assume that $\gamma_1(s_0) = \gamma_2(s_0)$, and the Frenet frames of the curves coincide at s_0 . Then $\gamma_1 = \gamma_2$ by the uniqueness of solutions to the system (0.28). Hence, the last statement follows. \square

5.13. Exercise. Assume a curve $\gamma: \mathbb{R} \rightarrow \mathbb{R}^3$ has constant curvature and torsion. Show that γ is a helix, possibly degenerating to a circle; that is, in a suitable coordinate system we have $\gamma(t) = (a \cdot \cos t, a \cdot \sin t, b \cdot t)$ for some constants a and b .

5.14. Advanced exercise. Let γ be a smooth regular space curve such that the distance $|\gamma(t) - \gamma(t + \ell)|$ depends only on ℓ . Show that γ is a helix, possibly degenerate to a line or a circle.

Chapter 6

Signed curvature

For plane curves, it makes sense to think about left (right) turns as positive (respectively negative). In other words, we can introduce signed curvature that measures how fast a plane curve is turning either left or right. If you drive a car along a plane curve, then the signed curvature describes the position of your steering wheel at a given point.

A Definitions

Suppose γ is a smooth unit-speed plane curve, so $T(s) = \gamma'(s)$ is its unit tangent vector for any s .

Let us rotate $T(s)$ by the angle $\frac{\pi}{2}$ counterclockwise; denote the obtained vector by $N(s)$. The pair $T(s), N(s)$ is an oriented orthonormal frame in the plane which is analogous to the Frenet frame defined in Section 5A; we will keep the name Frenet frame for it.

Recall that $\gamma''(s) \perp \gamma'(s)$ (see 3.1). Therefore,

$$\bullet \quad T'(s) = k(s) \cdot N(s).$$

for some real number $k(s)$; the value $k(s)$ is called signed curvature of γ at s . We may use the notation $k(s)_\gamma$ if we need to specify the curve γ .

Note that

$$\kappa(s) = |k(s)|;$$

that is, up to sign, the signed curvature $k(s)$ equals the curvature $\kappa(s)$ of γ at s defined in Section 3B; the sign prescribes the direction of turn — if γ turns left at time s , then $k(s) > 0$. If we want to emphasize that we are working with the non-signed curvature of the curve, we call it absolute curvature.

Note that if we reverse the parametrization of γ or change the orientation of the plane, then the signed curvature changes its sign.

Since $\mathbf{T}(s), \mathbf{N}(s)$ is an orthonormal frame, we have

$$\langle \mathbf{T}, \mathbf{T} \rangle = 1, \quad \langle \mathbf{N}, \mathbf{N} \rangle = 1, \quad \langle \mathbf{T}, \mathbf{N} \rangle = 0.$$

Differentiating these identities we get

$$\langle \mathbf{T}', \mathbf{T} \rangle = 0, \quad \langle \mathbf{N}', \mathbf{N} \rangle = 0, \quad \langle \mathbf{T}', \mathbf{N} \rangle + \langle \mathbf{T}, \mathbf{N}' \rangle = 0,$$

By **1**, $\langle \mathbf{T}', \mathbf{N} \rangle = k$. Therefore $\langle \mathbf{T}, \mathbf{N}' \rangle = -k$. Hence, we get

$$\textbf{2} \quad \mathbf{N}'(s) = -k(s) \cdot \mathbf{T}(s).$$

The equations **1** and **2** are the Frenet formulas for plane curves. They can be written in a matrix form as:

$$\begin{pmatrix} \mathbf{T}' \\ \mathbf{N}' \end{pmatrix} = \begin{pmatrix} 0 & k \\ -k & 0 \end{pmatrix} \cdot \begin{pmatrix} \mathbf{T} \\ \mathbf{N} \end{pmatrix}.$$

6.1. Exercise. Let $\gamma_0: [a, b] \rightarrow \mathbb{R}^2$ be a smooth regular curve and \mathbf{T} its tangent indicatrix. Consider another curve $\gamma_1: [a, b] \rightarrow \mathbb{R}^2$ defined by $\gamma_1(t) := \gamma_0(t) + \mathbf{T}(t)$. Show that

$$(a) \text{ length } \gamma_0 \leq \text{length } \gamma_1; \quad (b) \Phi(\gamma_0) \leq \text{length } \gamma_1.$$

The curves γ_0 and γ_1 in the exercise above describe the tracks of an idealized bicycle with distance 1 from the rear to the front wheel. Thus, by the exercise, the front wheel must have a longer track. For more on the geometry of bicycle tracks, see the survey of Robert Foote, Mark Levi, and Serge Tabachnikov [28] and the references therein.

B Fundamental theorem of plane curves

6.2. Theorem. Let $k(s)$ be a smooth real-valued function defined on a real interval \mathbb{I} . Then there is a smooth unit-speed curve $\gamma: \mathbb{I} \rightarrow \mathbb{R}^2$ with signed curvature $k(s)$. Moreover, γ is uniquely defined up to a rigid motion of the plane.

This is the fundamental theorem of plane curves; it is a direct analog of 5.12, and it can be proved along the same lines. We present a slightly simpler proof.

Proof. Fix $s_0 \in \mathbb{I}$. Consider the function

$$\theta(s) = \int_{s_0}^s k(t) \cdot dt.$$

Note that by the fundamental theorem of calculus, we have $\theta'(s) = k(s)$ for all s .

Set $T(s) = (\cos[\theta(s)], \sin[\theta(s)])$, and let $N(s)$ be its counterclockwise rotation by angle $\frac{\pi}{2}$; so $N(s) = (-\sin[\theta(s)], \cos[\theta(s)])$. Consider the curve

$$\gamma(s) = \int_{s_0}^s T(s) \cdot ds.$$

Since $|\gamma'| = |T| = 1$, the curve γ is unit-speed, and its Frenet frame is T, N .

Note that

$$\begin{aligned} \gamma''(s) &= T'(s) = \\ &= (\cos[\theta(s)]', \sin[\theta(s)]') = \\ &= \theta'(s) \cdot (-\sin[\theta(s)], \cos[\theta(s)]) = \\ &= k(s) \cdot N(s). \end{aligned}$$

So $k(s)$ is the signed curvature of γ at s .

This proves the existence; it remains to prove the uniqueness.

Assume γ_1 and γ_2 are two curves that satisfy the assumptions of the theorem. Applying a rigid motion, we can assume that $\gamma_1(s_0) = \gamma_2(s_0) = 0$, and the Frenet frame of both curves at s_0 is formed by the coordinate frame $(1, 0), (0, 1)$. Let us denote by T_1, N_1 and T_2, N_2 the Frenet frames of γ_1 and γ_2 , respectively. Both triples γ_i, T_i, N_i satisfy the following system of ordinary differential equations

$$\begin{cases} \gamma'_i = T_i, \\ T'_i = k \cdot N_i, \\ N'_i = -k \cdot T_i. \end{cases}$$

Moreover, they have the same initial values at s_0 . By the uniqueness of solutions of ordinary differential equations (0.28), we have $\gamma_1 = \gamma_2$. \square

Note that from the proof of the theorem we obtain the following corollary:

6.3. Corollary. *Let $\gamma: \mathbb{I} \rightarrow \mathbb{R}^2$ be a smooth unit-speed curve and $s_0 \in \mathbb{I}$. Denote by k the signed curvature of γ . Assume an oriented (x, y) -coordinate system is chosen in such a way that $\gamma(s_0)$ is the origin and $\gamma'(s_0)$ points in the direction of the x -axis. Then*

$$\gamma'(s) = (\cos[\theta(s)], \sin[\theta(s)]),$$

for all s , where

$$\theta(s) := \int_{s_0}^s k(t) \cdot dt.$$

C Total signed curvature

Let $\gamma: \mathbb{I} \rightarrow \mathbb{R}^2$ be a smooth unit-speed plane curve. The total signed curvature of γ , denoted by $\Psi(\gamma)$, is defined as the integral

$$\textcircled{3} \quad \Psi(\gamma) = \int_{\mathbb{I}} k(s) \cdot ds,$$

where k denotes the signed curvature of γ .

Note that if $\mathbb{I} = [a, b]$, then

$$\textcircled{4} \quad \Psi(\gamma) = \theta(b) - \theta(a),$$

where θ is as in 6.3.

If γ is a piecewise smooth regular plane curve, then we define its total signed curvature as the sum of the total signed curvatures of its arcs plus the sum of the signed external angles at its joints; they are positive where γ turns left, negative where γ turns right, and 0 where γ goes straight. It is undefined if γ turns exactly backwards; that is, if it has a cusp.

In other words, if γ is a concatenation of smooth regular arcs $\gamma_1, \dots, \gamma_n$, then

$$\Psi(\gamma) = \Psi(\gamma_1) + \dots + \Psi(\gamma_n) + \theta_1 + \dots + \theta_{n-1}$$

where θ_i is the signed external angle at the joint between γ_i and γ_{i+1} . If γ is closed, then the concatenation is cyclic, and

$$\Psi(\gamma) = \Psi(\gamma_1) + \dots + \Psi(\gamma_n) + \theta_1 + \dots + \theta_n,$$

where θ_n is the signed external angle at the joint between γ_n and γ_1 .

Since $|\int k(s) \cdot ds| \leq \int |k(s)| \cdot ds$, we have

$$\textcircled{5} \quad |\Psi(\gamma)| \leq \Phi(\gamma)$$

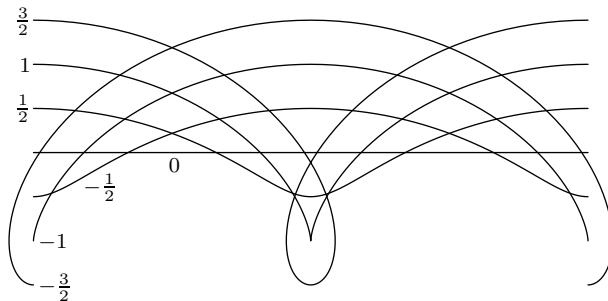
for any smooth regular plane curve γ ; that is, the total signed curvature Ψ cannot exceed the total curvature Φ in absolute value. Note that the equality holds if and only if the signed curvature does not change the sign.

6.4. Exercise. A trochoid is a curve traced out by a point fixed to a wheel as it rolls along a straight line. A family of trochoids $\gamma_a: [0, 2\pi] \rightarrow \mathbb{R}^2$ (see the picture) can be parametrized as

$$\gamma_a(t) = (t + a \cdot \sin t, a \cdot \cos t).$$

(a) Given $a \in \mathbb{R}$, find $\Psi(\gamma_a)$ if it is defined.

(b) Given $a \in \mathbb{R}$, find $\Phi(\gamma_a)$.



6.5. Proposition. Any closed simple smooth regular plane curve γ has total signed curvature $\pm 2\pi$; it is $+2\pi$ if the region bounded by γ lies on the left from it and -2π otherwise.

Moreover, the same statement holds for any simple closed piecewise smooth regular plane curve γ if its total signed curvature is defined.

This proposition is called sometimes Umlaufsatz; it is a differential-geometric analog of the theorem about the sum of the internal angles of a polygon (0.12) which we use in the proof. A more conceptual proof was given by Heinz Hopf [38], [39, p. 42].

Proof. Without loss of generality, we may assume that γ is oriented in such a way that the region bounded by γ lies on its left. We can also assume that γ is unit-speed.

Consider a closed polygonal line $p_1 \dots p_n$ inscribed in γ . We can assume that the arcs between the vertices are sufficiently small so that the polygonal line is simple, and each arc γ_i from p_i to p_{i+1} has small total absolute curvature, say $\Phi(\gamma_i) < \pi$ for each i .

As usual, we use indexes modulo n ; in particular, $p_{n+1} = p_1$. Assume $p_i = \gamma(t_i)$. Set

$$\begin{aligned} W_i &= p_{i+1} - p_i, & V_i &= \gamma'(t_i), \\ \alpha_i &= \angle(V_i, W_i), & \beta_i &= \angle(W_{i-1}, V_i), \end{aligned}$$

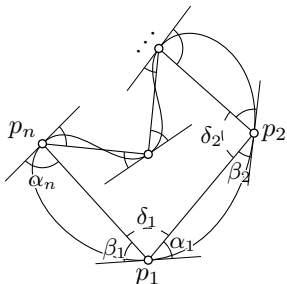
where $\alpha_i, \beta_i \in (-\pi, \pi)$ are signed angles — α_i is positive if W_i points to the left from V_i .

By ④, the value

$$\textcircled{6} \quad \Psi(\gamma_i) - \alpha_i - \beta_{i+1}$$

is a multiple of 2π . Since $\Phi(\gamma_i) < \pi$, the chord lemma (4.2) implies that $|\alpha_i| + |\beta_i| < \pi$. By ⑤, we have that $|\Psi(\gamma_i)| \leq \Phi(\gamma_i)$; therefore the value in ⑥ vanishes. In other words, for each i we have

$$\Psi(\gamma_i) = \alpha_i + \beta_{i+1}.$$



Note that

$$\textcircled{7} \quad \delta_i = \pi - \alpha_i - \beta_i$$

is the internal angle of the polygonal line at p_i ; $\delta_i \in (0, 2\pi)$ for each i . Recall that the sum of the internal angles of an n -gon is $(n-2)\cdot\pi$ (see 0.12); that is,

$$\delta_1 + \cdots + \delta_n = (n-2)\cdot\pi.$$

Therefore,

$$\begin{aligned} \Psi(\gamma) &= \Psi(\gamma_1) + \cdots + \Psi(\gamma_n) = \\ &= (\alpha_1 + \beta_2) + \cdots + (\alpha_n + \beta_1) = \\ \textcircled{8} \quad &= (\beta_1 + \alpha_1) + \cdots + (\beta_n + \alpha_n) = \\ &= (\pi - \delta_1) + \cdots + (\pi - \delta_n) = \\ &= n\cdot\pi - (n-2)\cdot\pi = \\ &= 2\cdot\pi. \end{aligned}$$

The case of piecewise smooth regular curves is done the same way; we need to subdivide the arcs in the cyclic concatenation further to meet the requirement above, and, instead of equation $\textcircled{7}$, we have

$$\delta_i = \pi - \alpha_i - \beta_i - \theta_i,$$

where θ_i is the signed external angle of γ at p_i ; it vanishes if the curve γ is smooth at p_i . Therefore, instead of equation $\textcircled{8}$, we have

$$\begin{aligned} \Psi(\gamma) &= \Psi(\gamma_1) + \cdots + \Psi(\gamma_n) + \theta_1 + \cdots + \theta_n = \\ &= (\alpha_1 + \beta_2) + \cdots + (\alpha_n + \beta_1) = \\ &= (\beta_1 + \alpha_1 + \theta_1) + \cdots + (\beta_n + \alpha_n + \theta_n) = \\ &= (\pi - \delta_1) + \cdots + (\pi - \delta_n) = \\ &= n\cdot\pi - (n-2)\cdot\pi = \\ &= 2\cdot\pi. \end{aligned}$$

□

6.6. Exercise. Draw a smooth regular closed plane curve γ such that

- (a) $\Psi(\gamma) = 0$;
- (b) $\Psi(\gamma) = \Phi(\gamma) = 10\cdot\pi$;
- (c) $\Psi(\gamma) = 2\cdot\pi$ and $\Phi(\gamma) = 4\cdot\pi$.

6.7. Exercise. Let $\gamma: [a, b] \rightarrow \mathbb{R}$ be a smooth regular plane curve with Frenet frame \mathbf{T}, \mathbf{N} . Given a real parameter ℓ , consider the curve $\gamma_\ell(t) = \gamma(t) + \ell\cdot\mathbf{N}(t)$; it is called a parallel curve of γ at signed distance ℓ .

- (a) Show that γ_ℓ is a regular curve if $\ell \cdot k(t) \neq 1$ for all t , where $k(t)$ denotes the signed curvature of γ .
- (b) Set $L(\ell) = \text{length } \gamma_\ell$. Show that

$$\textcircled{9} \quad L(\ell) = L(0) - \ell \cdot \Psi(\gamma)$$

for all ℓ sufficiently close to 0.

- (c) Describe an example showing that formula $\textcircled{9}$ does not hold for all ℓ .

D Osculating circline

6.8. Proposition. *Given a point p , a unit vector \mathbf{T} and a real number k , there is a unique smooth unit-speed curve $\sigma: \mathbb{R} \rightarrow \mathbb{R}^2$ that starts at p in the direction of \mathbf{T} and signed curvature k .*

Moreover, if $k = 0$, then it is a line $\sigma(s) = p + s \cdot \mathbf{T}$; if $k \neq 0$, then σ runs around a circle of radius $\frac{1}{|k|}$ with center at $p + \frac{1}{k} \cdot \mathbf{N}$, where \mathbf{T}, \mathbf{N} is an oriented orthonormal frame.

Further, we will use the term circline for a circle or a line; these are the only plane curves with constant signed curvature.

Proof. The proof is done by a calculation based on 6.2 and 6.3.

Suppose $s_0 = 0$. Choose a coordinate system such that p is its origin and \mathbf{T} points in the direction of the x -axis. Therefore, \mathbf{N} points in the direction of the y -axis. Then

$$\theta(s) = \int_0^s k \cdot dt = k \cdot s.$$

Therefore,

$$\sigma'(s) = (\cos[k \cdot s], \sin[k \cdot s]).$$

It remains to integrate the last identity. If $k = 0$, we get $\sigma(s) = (s, 0)$ which describes the line $\sigma(s) = p + s \cdot \mathbf{T}$.

If $k \neq 0$, we get

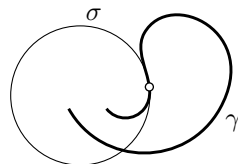
$$\sigma(s) = \left(\frac{1}{k} \cdot \sin[k \cdot s], \frac{1}{k} \cdot (1 - \cos[k \cdot s]) \right);$$

it is the circle of radius $r = \frac{1}{|k|}$ centered at $(0, \frac{1}{k}) = p + \frac{1}{k} \cdot \mathbf{N}$. \square

6.9. Definition. Let γ be a smooth unit-speed plane curve; denote by $k(s)$ the signed curvature of γ at s .

The unit-speed curve σ of constant signed curvature $k(s)$ that starts at $\gamma(s)$ in the direction $\gamma'(s)$ is called the *osculating circline* of γ at s .

The center and radius of the osculating circle at a given point are called the *center of curvature* and *radius of curvature* of the curve at that point.



The osculating circle σ_s can be also defined as the unique circline that has second-order contact with γ at s ; that is, $\rho(\ell) = o(\ell^2)$, where $\rho(\ell)$ denotes the distance from $\gamma(s + \ell)$ to σ_s .


The following exercise is recommended to the reader familiar with the notion of inversion.

6.10. Advanced exercise. Suppose γ is a smooth regular plane curve that does not pass thru the origin. Let $\hat{\gamma}$ be the inversion of γ with respect to a circle centered at the origin. Show that the osculating circline of $\hat{\gamma}$ at s is the inversion of the osculating circline of γ at s .

E Spiral lemma

The following lemma was proved by Peter Tait [80] and later rediscovered by Adolf Kneser [43].

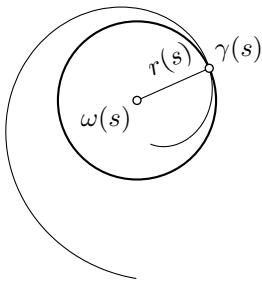
6.11. Lemma. Assume γ is a smooth regular plane curve with strictly decreasing positive signed curvature. Then the osculating circles of γ are nested; that is, if σ_s denoted the osculating circle of γ at s , then σ_{s_0} lies in the open disc bounded by σ_{s_1} for any $s_0 < s_1$.



It turns out that the osculating circles of the curve γ give a peculiar foliation of an annulus by circles; it has the following property: if a smooth function is constant on each osculating circle, then it must be constant in the annulus [see 29, Lecture 10]. Also, note that the curve γ is tangent to a circle of the foliation at each of its points. However, it does not run along any of those circles.

Proof. Let $T(s), N(s)$ be the Frenet frame, $\omega(s), r(s)$ the center and radius of curvature of γ . By 6.8, we have

$$\omega(s) = \gamma(s) + r(s) \cdot N(s).$$



Since $k > 0$, we have that $r(s) \cdot k(s) = 1$. Therefore, applying Frenet formula 2, we get that

$$\begin{aligned}\omega'(s) &= \gamma'(s) + r'(s) \cdot N(s) + r(s) \cdot N'(s) = \\ &= T(s) + r'(s) \cdot N(s) - r(s) \cdot k(s) \cdot T(s) = \\ &= r'(s) \cdot N(s).\end{aligned}$$

Since $k(s)$ is decreasing, $r(s)$ is increasing; therefore $r' \geq 0$. It follows that $|\omega'(s)| = r'(s)$ and $\omega'(s)$ points in the direction of $N(s)$.

Since $N'(s) = -k(s) \cdot T(s)$, the direction of $\omega'(s)$ cannot be constant on a nontrivial interval; in other words, the curve $s \mapsto \omega(s)$ contains no line segments. In particular, $|\omega(s_1) - \omega(s_0)| > \text{length}(\omega|_{[s_0, s_1]})$ for any $s_0 < s_1$. Therefore,

$$\begin{aligned}|\omega(s_1) - \omega(s_0)| &< \text{length}(\omega|_{[s_0, s_1]}) = \\ &= \int_{s_0}^{s_1} |\omega'(s)| \cdot ds = \\ &= \int_{s_0}^{s_1} r'(s) \cdot ds = \\ &= r(s_1) - r(s_0).\end{aligned}$$

In other words, the distance between the centers of σ_{s_1} and σ_{s_0} is strictly less than the difference between their radii. Therefore, the osculating circle at s_0 lies inside the osculating circle at s_1 without touching it. \square

The curve $s \mapsto \omega(s)$ is called the evolute of γ ; it traces the centers of curvature of the curve. The evolute of γ can be written as

$$\omega(t) = \gamma(t) + \frac{1}{k(t)} \cdot N(t);$$

in the proof, we showed that $(\frac{1}{k})' \cdot N$ is its velocity vector.

6.12. Exercise. Let ω be the evolute of a regular smooth plane curve γ . Suppose γ has positive curvature and no vertices. Find the Frenet frame and curvature of ω in terms of Frenet frame (T, N) and curvature κ of γ .

The following theorem states formally that if you drive on the plane and turn the steering wheel to the left all the time, then you will not be able to come back to the place you started.

6.13. Theorem. Assume γ is a smooth regular plane curve with positive strictly monotone signed curvature. Then γ is simple.

The same statement holds true without assuming positivity of curvature; the proof requires only minor modifications.

Proof of 6.13. Note that $\gamma(s)$ lies on the osculating circle σ_s of γ at s . If $s_1 \neq s_0$, then by 6.11, σ_{s_0} does not intersect σ_{s_1} . Therefore, $\gamma(s_1) \neq \gamma(s_0)$, hence the result. \square

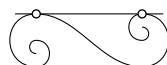
6.14. Advanced exercise. *Show that a 3-dimensional analog of the theorem does not hold. That is, there are self-intersecting smooth regular space curves with strictly monotone curvature.*

6.15. Exercise. *Assume γ is a smooth regular plane curve with positive strictly monotone signed curvature.*

(a) *Show that no line can be tangent to γ at two distinct points.*

(b) *Show that no circle can be tangent to γ at three distinct points.*

Note that part (a) does not hold if we allow the curvature to be negative; an example is shown on the diagram.



6.16. Advanced exercise. *Show that a smooth regular spherical curve with nonvanishing torsion has no self-intersections.*

Chapter 7

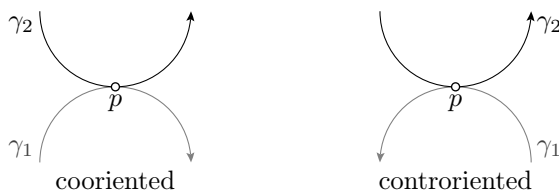
Supporting curves

When two plane curves are tangent and do not cross, it is possible to control the signed curvature of one of them in terms of the signed curvature of the other. In this chapter, we show how to use this idea to control the global behavior of plane curves.

A Cooriented tangent curves

Suppose γ_1 and γ_2 are smooth regular plane curves. Recall that the curves γ_1 and γ_2 are tangent at the time parameters t_1 and t_2 if $\gamma_1(t_1) = \gamma_2(t_2)$ and they share the tangent line at these time parameters. In this case, the point $p = \gamma_1(t_1) = \gamma_2(t_2)$ is called a point of tangency of the curves.

Note that if γ_1 and γ_2 are tangent at the time parameters t_1 and t_2 , then the velocity vectors $\gamma'_1(t_1)$ and $\gamma'_2(t_2)$ are parallel. If $\gamma'_1(t_1)$ and $\gamma'_2(t_2)$



have the same direction, we say that the curves are cooriented, if their directions are opposite, the curves are called counteroriented.

If we reverse the parametrization of one of the curves, then cooriented curves become counteroriented and vice versa; so we can always assume the curves are cooriented at any given point of tangency.

B Supporting curves

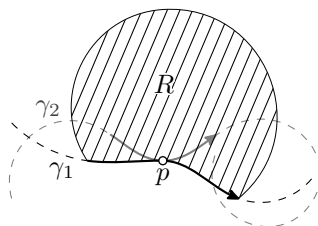
Let γ_1 and γ_2 be two smooth regular plane curves that share a point

$$p = \gamma_1(t_1) = \gamma_2(t_2);$$

we assume that p is not an endpoint for both. Suppose that there is $\varepsilon > 0$ such that the arc $\gamma_2|_{[t_2-\varepsilon, t_2+\varepsilon]}$ lies in a closed plane region R with the arc $\gamma_1|_{[t_1-\varepsilon, t_1+\varepsilon]}$ in its boundary, then we say that γ_1 locally supports γ_2 at the time parameters t_1 and t_2 .

If the curves on the diagram are oriented according to the arrows, then γ_1 supports γ_2 from the right at p (as well as γ_2 supports γ_1 from the left at p).

Suppose γ_1 is a simple curve that cuts the plane into two closed regions, one lies on the left and the other on the right from γ_1 . Then we say that γ_1 globally supports γ_2 at point $p = \gamma_2(t_2)$ if γ_2 runs in one of these closed regions, and p lies on γ_1 .



Further, suppose γ_2 is a closed simple plane curve. By Jordan's theorem (0.11), γ_2 cuts from the plane two regions, one is bounded and the other is unbounded. We say that a point lies inside (respectively, outside) γ_2 if it lies in the bounded region (respectively, unbounded) region. In this case, we say that γ_1 supports γ_2 from the inside (from the outside) if γ_1 supports γ_2 and lies in the region inside γ_2 (respectively outside γ_2).

Note that if γ_1 and γ_2 share a point $p = \gamma_1(t_1) = \gamma_2(t_2)$ and are not tangent at t_1 and t_2 , then at time t_2 the curve γ_2 crosses γ_1 moving from one of its sides to the other. It follows that γ_1 cannot locally support γ_2 at the time parameters t_1 and t_2 . Whence we get the following:

7.1. Definition-Observation. *Let γ_1 and γ_2 be two smooth regular plane curves. Suppose γ_1 locally supports γ_2 at time parameters t_1 and t_2 . Then γ_1 is tangent to γ_2 at t_1 and t_2 .*

In such a case, if the curves are cooriented, and the region R in the definition of supporting curves lies on the right (left) from the arc of γ_1 , then we say that γ_1 supports γ_2 from the left (respectively right).

We say that a smooth regular plane curve γ has a vertex at s if the signed curvature function is critical at s ; that is, if $k'(s)_\gamma = 0$. If in addition to that, γ is simple, we could say that the point $p = \gamma(s)$ is a vertex of γ .

7.2. Exercise. *Assume the osculating circle σ_s of a smooth regular plane curve γ locally supports γ at $p = \gamma(s)$. Show that p is a vertex of γ .*

C Supporting test

The following proposition resembles the second derivative test.

7.3. Proposition. *Let γ_1 and γ_2 be two smooth regular plane curves.*

Suppose γ_1 locally supports γ_2 from the left (right) at the time parameters t_1 and t_2 . Then

$$k_1(t_1) \geq k_2(t_2) \quad (\text{respectively} \quad k_1(t_1) \leq k_2(t_2)),$$

where k_1 and k_2 denote the signed curvature of γ_1 and γ_2 , respectively.

A partial converse also holds. Namely, if γ_1 and γ_2 tangent and cooriented at the time parameters t_1 and t_2 , then γ_1 locally supports γ_2 from the left (right) at the time parameters t_1 and t_2 if

$$k_1(t_1) > k_2(t_2) \quad (\text{respectively} \quad k_1(t_1) < k_2(t_2)).$$

Proof. Without loss of generality, we can assume that $t_1 = t_2 = 0$, the shared point $\gamma_1(0) = \gamma_2(0)$ is the origin, and the velocity vectors $\gamma_1'(0)$, $\gamma_2'(0)$ point in the direction of x -axis.

Note that small arcs of $\gamma_1|_{[-\varepsilon, +\varepsilon]}$ and $\gamma_2|_{[-\varepsilon, +\varepsilon]}$ can be described as a graph $y = f_1(x)$ and $y = f_2(x)$ for smooth functions f_1 and f_2 such that $f_i(0) = 0$ and $f_i'(0) = 0$. Note that $f_1''(0) = k_1(0)$, and $f_2''(0) = k_2(0)$ (see 3.6)

Clearly, γ_1 supports γ_2 from the left (right) if

$$f_1(x) \geq f_2(x) \quad (\text{respectively} \quad f_1(x) \leq f_2(x))$$

for all sufficiently small values of x . Applying the second derivative test, we get the result. \square

7.4. Advanced exercise. *Suppose that two smooth unit-speed simple plane curves γ_0 and γ_1 are tangent and cooriented at the point $p = \gamma_0(0) = \gamma_1(0)$. Assume $k_0(s) \leq k_1(s)$ for any s . Show that γ_0 locally supports γ_1 from the right at p .*

Give an example of two simple curves γ_0 and γ_1 satisfying the above condition such that γ_0 is closed, but does not support γ_1 at p globally.

According to 3.14, for any closed smooth regular curve that runs in a unit disc, the average of its absolute curvature is at least 1; in particular, there is a point where the absolute curvature is at least 1. The following exercise says that this statement also holds for loops.

7.5. Exercise. *Assume a smooth regular plane loop γ runs in a unit disc. Show that there is a point on γ with absolute curvature at least 1.*

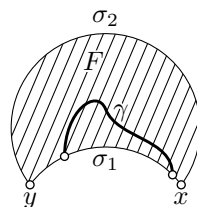
7.6. Exercise. Assume a closed smooth regular plane curve γ runs between two parallel lines at distance 2 from each other. Show that there is a point on γ with absolute curvature at least 1.

Try to prove the same for a smooth regular plane loop.

7.7. Exercise. Assume a closed smooth regular plane curve γ runs inside a triangle \triangle with inradius 1; that is, the circle tangent to all three sides of \triangle has radius 1. Show that there is a point on γ with absolute curvature at least 1.

The three exercises above are baby cases of 7.16; try to find a direct solution, without using 7.15.

7.8. Exercise. Let F be a plane figure bounded by two circle arcs σ_1 and σ_2 of signed curvature 1 that run from x to y . Suppose σ_1 is shorter than σ_2 . Assume a smooth regular arc γ runs in F and has both endpoints on σ_1 . Show that the absolute curvature of γ is at least 1 at some parameter value.



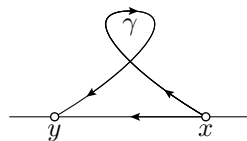
D Convex curves

Recall that a plane curve is convex if it bounds a convex region.

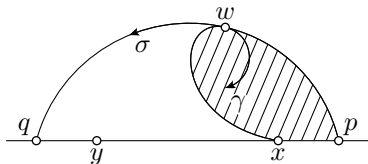
7.9. Proposition. Suppose a closed simple plane curve γ bounds a figure F . Then F is convex if and only if the signed curvature of γ does not change the sign.

7.10. Lens lemma. Let γ be a smooth regular simple plane curve that runs from x to y . Assume γ runs on the right side (left side) of the oriented line xy , and only its endpoints x and y lie on the line. Then γ has a point with positive (respectively negative) signed curvature.

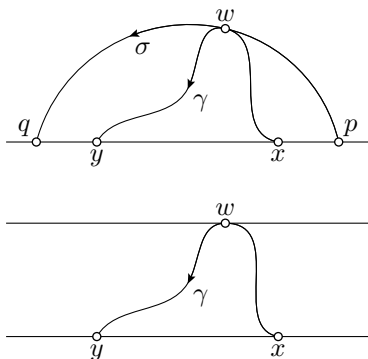
Note that the lemma fails for curves with self-intersections. For example, the curve γ on the diagram always turns right, so it has negative curvature everywhere, but it lies on the right side of the line xy .



Proof. Choose points p and q on the line xy so that the points p, x, y, q appear in that order. We can assume that p and q lie sufficiently far from x and y , so the half-disc with diameter pq contains γ .



cooriented at w . If not, then the arc of γ from w to y would be trapped in the curvilinear triangle xwp bounded by the line segment $[p, x]$ and the arcs of σ, γ . But this is impossible since y does not belong to this triangle.



It follows that σ supports γ at t_0 from the right. By 7.3,

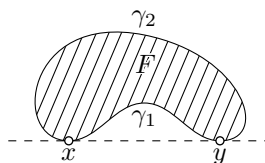
$$k(w)_\gamma \geq k_\sigma > 0. \quad \square$$

Remark. Instead of taking the minimal disc segment, one can take a point w on γ that maximizes the distance to the line xy . The same argument shows that the curvature at w is nonnegative, which is slightly weaker than the required positive curvature.

Proof of 7.9; only-if part. If F is convex, then every tangent line of γ supports γ . If a point moves along γ , the figure F has to stay on one side from its tangent line; that is, we can assume that each tangent line supports γ on one side, say on the right. Since a line has vanishing curvature, the supporting test (7.3) implies that $k \geq 0$ at each point.

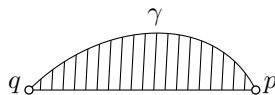
If part. Denote by K the convex hull of F . If F is not convex, then F is a proper subset of K . Therefore, the boundary ∂K contains a line segment that is not a part of ∂F . In other words, there is a line that supports γ at two points, say x and y , that divide γ in two arcs γ_1 and γ_2 , both distinct from the line segment $[x, y]$.

Note that one of the arcs γ_1 or γ_2 is parametrized from x to y and the other from y to x . Passing to a smaller arc if necessary we can ensure that only its endpoints lie on the line. Applying the lens lemma, we get that the arcs γ_1 and γ_2 contain points with signed curvatures of opposite signs. \square



7.11. Exercise. Suppose γ is a smooth regular simple closed plane curve of diameter larger than 2. Show that γ has a point with absolute curvature less than 1.

7.12. Exercise. Let γ be a simple smooth regular plane arc with endpoints p and q . Suppose that γ has nonnegative signed curvature and $|p - q|$ is the maximal distance between points on γ . Show that the arc γ and its chord $[p, q]$ bound a convex figure of the plane.



7.13. Exercise. Show that any simple smooth regular plane curve γ with curvature at least 1 has diameter at most 2.

Try to prove that γ lies in a unit disc.

E Moon in a puddle

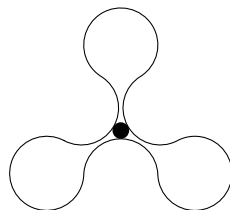
The following theorem is a slight generalization of the theorem proved by Vladimir Ionin and German Pestov [40]. For convex curves, this result was known earlier [9, §24].

7.14. Theorem. Assume γ is a simple smooth regular plane loop with absolute curvature bounded by 1. Then it surrounds a unit disc.



This theorem gives a simple but nontrivial example of the so-called local to global theorems — based on some local data (in this case, the curvature of a curve) we conclude a global property (in this case, the existence of a large disc surrounded by the curve).

A straightforward approach would be to start with some disc in the region bounded by the curve and blow it up to maximize its radius. However, as one may see from the spinner-like example on the diagram it does not always lead to a solution — a closed plane curve of curvature at most 1 may surround a disc of radius smaller than 1 that cannot be enlarged continuously.

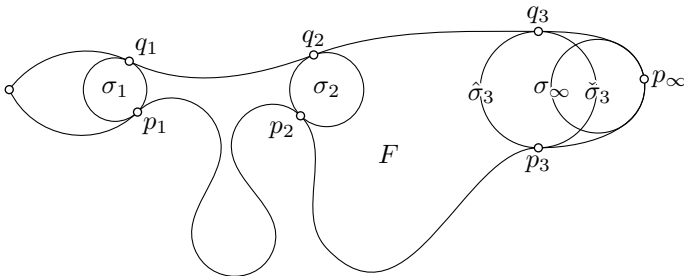


7.15. Key lemma. Assume γ is a simple smooth regular plane loop. Then at one point of γ (distinct from its base), its osculating circle σ globally supports γ from the inside.

First, let us show that the theorem follows from the lemma.

Proof of 7.14 modulo 7.15. Since γ has absolute curvature at most 1, each osculating circle has radius at least 1. According to the key lemma, one of the osculating circles σ globally supports γ from the inside. In particular, σ lies inside γ , whence the result. \square

Proof of 7.15. Denote by F the closed region surrounded by γ . We can assume that F lies on the left from γ . Arguing by contradiction, assume that the osculating circle at each point $p \in \gamma$ does not lie in F .



Given a point $p \in \gamma$ let us consider the maximal circle σ that lies completely in F and tangent to γ at p . The circle σ will be called the incircle of F at p .

Note that the curvature k_σ of the incircle σ has to be larger than $k(p)_\gamma$. Indeed, since σ supports γ from the left, by 7.3 we have $k_\sigma \geq k(p)_\gamma$; in the case of equality, σ is the osculating circle at p . The latter is impossible by our assumption.

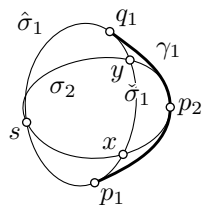
It follows that σ has to touch γ at another point. Otherwise, we can increase σ slightly while keeping it inside F .

Indeed, since $k_\sigma > k(p)_\gamma$, by 7.3 we can choose a neighborhood U of p such that after a slight increase of σ , the intersection $U \cap \sigma$ is still in F . On the other hand, if σ does not touch γ at another point, then after some (maybe smaller) increase of σ the complement $\sigma \setminus U$ is still in F . That is, a slightly increased σ is still in F — a contradiction.

Choose a point p_1 on γ that is distinct from its base point. Let σ_1 be the incircle at p_1 . Denote by γ_1 an arc of γ from p_1 to a first point q_1 on σ_1 . Denote by $\hat{\sigma}_1$ and $\check{\sigma}_1$ two arcs of σ_1 from p_1 to q_1 such that the cyclic concatenation of $\hat{\sigma}_1$ and γ_1 surrounds $\check{\sigma}_1$.

Let p_2 be the midpoint of γ_1 . Denote by σ_2 the incircle at p_2 .

Note that σ_2 cannot intersect $\hat{\sigma}_1$. Otherwise, if σ_2 intersects $\hat{\sigma}_1$ at some point s , then σ_2 has to have two more common points with $\check{\sigma}_1$, say x and y — one for each arc of σ_2 from p_2 to s . Therefore, $\sigma_1 = \sigma_2$ since these two circles have three common points: s , x , and y . On the other hand, by construction, $p_2 \in \sigma_2$ and $p_2 \notin \sigma_1$ — a contradiction.



Two ovals pretend to be circles.

Recall that σ_2 has to touch γ at another point. From above, it follows that σ_2 can only touch γ_1 . Therefore we can choose an arc $\gamma_2 \subset \gamma_1$ that runs from p_2 to a first point q_2 on σ_2 . Since p_2 is the midpoint of γ_1 , we

have that

$$\textcircled{1} \quad \text{length } \gamma_2 < \frac{1}{2} \cdot \text{length } \gamma_1.$$

Repeating this construction recursively, we get an infinite sequence of arcs $\gamma_1 \supset \gamma_2 \supset \dots$; by $\textcircled{1}$, we also get that

$$\text{length } \gamma_n \rightarrow 0 \quad \text{as } n \rightarrow \infty.$$

Therefore, the intersection $\gamma_1 \cap \gamma_2 \cap \dots$ contains a single point; denote it by p_∞ .

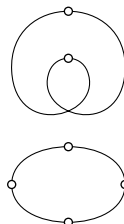
Let σ_∞ be the incircle at p_∞ ; it has to touch γ at another point, say q_∞ . The same argument as above shows that $q_\infty \in \gamma_n$ for any n . It follows that $q_\infty = p_\infty$ — a contradiction. \square

7.16. Exercise. Assume a closed smooth regular curve γ lies in a figure F bounded by a closed simple plane curve. Suppose R is the maximal radius of discs that lie in F . Show that the absolute curvature of γ is at least $\frac{1}{R}$ at some parameter value.

F Four-vertex theorem

Recall that a vertex of a smooth regular curve is defined as a critical point of its signed curvature; in particular, any local minimum (or maximum) of the signed curvature is a vertex. For example, every point of a circle is a vertex.

7.17. Four-vertex theorem. Any smooth regular simple closed plane curve has at least four vertices.



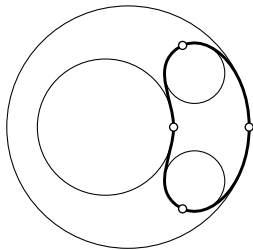
Evidently, any closed smooth regular curve has at least two vertices — where the minimum and the maximum of the curvature are attained. On the diagram the vertices are marked; the first curve has one self-intersection and exactly two vertices; the second curve has exactly four vertices and no self-intersections.

The four-vertex theorem was first proved by Syamadas Mukhopadhyaya [60] for convex curves. Many proofs and generalizations are known. One of our favorite proofs was given by Robert Osserman [63]. Our proof of the following stronger statement is based on the key lemma in the previous section. For more on the subject, see [69] and the references therein.

7.18. Theorem. Any smooth regular simple closed plane curve is globally supported by its osculating circle at least at 4 distinct points; two from the inside and two from the outside.

Proof of 7.17 modulo 7.18. First, note that if an osculating circle σ at a point p supports γ locally, then p is a vertex. Indeed, if not, then a small arc around p has monotone curvature.

Applying the spiral lemma (6.11) we get that the osculating circles at this arc are nested. In particular, the curve γ crosses σ at p . Therefore σ does not support γ locally at p . \square



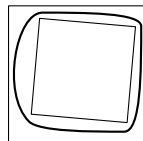
Proof of 7.18. According to the key lemma (7.15), there is a point $p \in \gamma$ such that its osculating circle supports γ from the inside. The curve γ can be considered as a loop with the base at p . Therefore, the key lemma implies the existence of another point $q \in \gamma$ with the same property.

It shows the existence of two osculating circles that support γ from the inside; it remains to show the existence of two osculating circles that support γ from the outside.

In order to get the osculating circles supporting γ from the outside, one can repeat the proof of the key lemma taking instead of incircle the circle of maximal signed curvature that supports the curve from the outside, assuming that γ is oriented so that the region on the left from it is bounded.

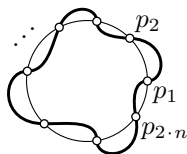
(Alternatively, if one applies to γ an inversion with respect to a circle whose center lies inside γ , then the obtained curve γ_1 also has two osculating circles that support γ_1 from the inside. According to 6.10, these osculating circles are inverses of the osculating circles of γ . Note that the region lying inside γ is mapped to the region outside γ_1 , and the other way around. Therefore, these two circles correspond to the osculating circles supporting γ from the outside.) \square

7.19. Exercise. Assume that a smooth regular simple closed plane curve γ is contained in a square with side 2 and surrounds a square with diagonal 2. Show that γ contains a point with curvature 1.




7.20. Exercise. Suppose a smooth regular simple plane loop γ bounds area a . Show that γ has curvature $\sqrt{\pi/a}$ at some point.

7.21. Advanced exercise. Suppose γ is a closed simple smooth regular plane curve, and σ is a circle. Assume γ crosses σ at the points $p_1, \dots, p_{2 \cdot n}$, and these points appear in the same cycle order on γ and on σ . Show that γ has at least $2 \cdot n$ vertices.



Construct an example of a closed simple smooth regular plane curve γ with only 4 vertices that crosses a given circle at arbitrarily many points.

Part II: Surfaces



Chapter 8

Definitions

A Topological surfaces

We will be most interested in smooth surfaces defined in the following section. The following general definition will be used only a few times.

A connected subset Σ in the Euclidean space \mathbb{R}^3 is called a topological surface (more precisely an embedded surface without boundary) if any point of $p \in \Sigma$ admits a neighborhood W in Σ that can be parametrized by an open subset in the Euclidean plane; that is, there is a homeomorphism $U \rightarrow W$ from an open set $U \subset \mathbb{R}^2$; see Section 0B.

B Smooth surfaces

Recall that a function f of two variables x and y is called smooth if all its partial derivatives $\frac{\partial^{m+n}}{\partial x^m \partial y^n} f$ are defined and are continuous in the domain of definition of f .

A connected set $\Sigma \subset \mathbb{R}^3$ is called a smooth surface¹ if it can be described locally as a graph of a smooth function in an appropriate coordinate system.

More precisely, for any point $p \in \Sigma$ one can choose a coordinate system (x, y, z) and a neighborhood $U \ni p$ such that the intersection $W = U \cap \Sigma$ is a graph $z = f(x, y)$ of a smooth function f defined in an open domain of the (x, y) -plane.

Examples. The simplest example of a smooth surface is the (x, y) -plane

$$\Pi = \{ (x, y, z) \in \mathbb{R}^3 : z = 0 \}.$$

¹We use it as a shortcut for the more precise term smooth regular embedded surface.

The plane Π is a surface since it can be described as the graph of the function $f(x, y) = 0$.

All other planes are smooth surfaces as well since one can choose a coordinate system so that it becomes the (x, y) -plane. We may also present a plane as a graph of a linear function $f(x, y) = a \cdot x + b \cdot y + c$ for some constants a , b , and c (assuming the plane is not perpendicular to the (x, y) -plane, in which case a different coordinate system is needed).

A more interesting example is the unit sphere

$$\mathbb{S}^2 = \{ (x, y, z) \in \mathbb{R}^3 : x^2 + y^2 + z^2 = 1 \}.$$

This set is not a graph, but it is locally a graph — it can be covered by the following 6 graphs:

$$\begin{aligned} z &= f_{\pm}(x, y) = \pm \sqrt{1 - x^2 - y^2}, \\ y &= g_{\pm}(x, z) = \pm \sqrt{1 - x^2 - z^2}, \\ x &= h_{\pm}(y, z) = \pm \sqrt{1 - y^2 - z^2}, \end{aligned}$$

where each function f_+ , f_- , g_+ , g_- , h_+ , and h_- is defined in an open unit disc. Any point $p \in \mathbb{S}^2$ lies in one of these graphs therefore \mathbb{S}^2 is a surface.

C Surfaces with boundary

A connected subset in a surface that is bounded by one or more smooth regular curves is called a surface with boundary; such curves form the boundary line of the surface.

When we say surface we usually mean a smooth regular surface without boundary; we may use the term surface without boundary if we need to emphasize it; otherwise, we may use the term surface with possibly nonempty boundary.

D Proper, closed, and open surfaces

If the surface Σ is formed by a closed set, then it is called proper. For example, for any smooth function f defined on the whole plane, its graph $z = f(x, y)$ is a proper surface. The sphere \mathbb{S}^2 gives another example of a proper surface.

On the other hand, the open disc

$$\{ (x, y, z) \in \mathbb{R}^3 : x^2 + y^2 < 1, z = 0 \}$$

is not proper; this set is neither open nor closed in \mathbb{R}^3 .

A compact surface without boundary is called closed (this term is closely related to the closed curve, but has nothing to do with closed set).

A proper noncompact surface without boundary is called open (again, the term open curve is relevant, but open set is not).

For example, the paraboloid $z = x^2 + y^2$ is an open surface; the sphere \mathbb{S}^2 is a closed surface.

Note that any proper surface without boundary is either closed or open.

The following claim is a three-dimensional analog of the plane separation theorem (1.11). It might look obvious, but the proof is nontrivial; it uses the so-called Alexander's duality which is a classical technique in algebraic topology [see 36]. We omit its proof since it would take us far away from the main subject.

8.1. Claim. *The complement of any proper topological surface without boundary (or, equivalently any open or closed topological surface) has exactly two connected components.*

E Implicitly defined surfaces

8.2. Proposition. *Let $f: \mathbb{R}^3 \rightarrow \mathbb{R}$ be a smooth function. Suppose 0 is a regular value of f ; that is, $\nabla_p f \neq 0$ at any point p such that $f(p) = 0$. Then any connected component Σ of the level set $f(x, y, z) = 0$ is a smooth surface.*

Proof. Fix $p \in \Sigma$. Since $\nabla_p f \neq 0$ we have

$$f_x(p) \neq 0, \quad f_y(p) \neq 0, \quad \text{or} \quad f_z(p) \neq 0.$$

We may assume that $f_z(p) \neq 0$; otherwise, permute the coordinates x, y, z .

The implicit function theorem (0.25) implies that a neighborhood of p in Σ is the graph $z = h(x, y)$ of a smooth function h defined on an open domain in \mathbb{R}^2 . It remains to apply the definition of smooth surfaces (Section 8B). \square

8.3. Exercise. *For which constants ℓ the level set*

$$x^2 + y^2 - z^2 = \ell$$

is a smooth surface?

F Local parametrizations

Let U be an open domain in \mathbb{R}^2 , and $s: U \rightarrow \mathbb{R}^3$ be a smooth map. We say that s is regular if its Jacobian has maximal rank; in this case, it means that the vectors s_u and s_v are linearly independent at any $(u, v) \in U$; equivalently $s_u \times s_v \neq 0$, where \times denotes the vector product.

8.4. Proposition. *If $s: U \rightarrow \mathbb{R}^3$ is a smooth regular embedding of an open connected set $U \subset \mathbb{R}^2$, then its image $\Sigma = s(U)$ is a smooth surface.*

Proof. Set

$$s(u, v) = (x(u, v), y(u, v), z(u, v)).$$

Since s is regular, its Jacobian matrix

$$\text{Jac } s = \begin{pmatrix} x_u & x_v \\ y_u & y_v \\ z_u & z_v \end{pmatrix}$$

has rank two at any point $(u, v) \in U$.

Choose a point $p \in \Sigma$; by shifting the (x, y, z) and (u, v) coordinate systems, we may assume that p is the origin and $p = s(0, 0)$. Permuting the coordinates x, y, z if necessary, we may assume that the matrix

$$\begin{pmatrix} x_u & x_v \\ y_u & y_v \end{pmatrix},$$

is invertible at the origin. Note that this is the Jacobian matrix of the map

$$(u, v) \mapsto (x(u, v), y(u, v)).$$

The inverse function theorem (0.24) implies that there is a smooth regular map $w: (x, y) \mapsto (u, v)$ defined on an open set $W \ni 0$ in the (x, y) -plane such that $w(0, 0) = (0, 0)$ and $s \circ w(x, y) = (x, y, f(x, y))$ for some smooth function f . That is, the graph $z = f(x, y)$ for $(x, y) \in W$ is a subset in Σ . By the inverse function theorem, this graph is open in Σ .

Since p is arbitrary, we get that Σ is a surface. \square

If we have s and Σ as in the proposition, then we say that s is a smooth parametrization of the surface Σ .

Not all smooth surfaces can be described by such a parametrization; for example, the sphere S^2 cannot. However, any smooth surface Σ admits a local parametrization; that is, any point $p \in \Sigma$ admits an open neighborhood $W \subset \Sigma$ with a smooth regular parametrization s . In this case, any point in W can be described by two parameters, usually denoted by

u and v , which are called local coordinates at p . The map s is called a chart of Σ .

If W is a graph $z = h(x, y)$ of a smooth function h , then the map

$$s: (u, v) \mapsto (u, v, h(u, v))$$

is a chart. Indeed, s has an inverse $(u, v, h(u, v)) \mapsto (u, v)$ which is continuous; that is, s is an embedding. Further, $s_u = (1, 0, h_u)$, and $s_v = (0, 1, h_v)$. Whence the partial derivatives s_u and s_v are linearly independent; that is, s is a regular map.

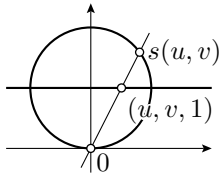
Note that from 8.4, we obtain the following corollary.

8.5. Corollary. *A connected set $\Sigma \subset \mathbb{R}^3$ is a smooth surface if and only if a neighborhood of any point in Σ can be covered by a chart.*

8.6. Exercise. *Consider the following map*

$$s(u, v) = \left(\frac{2 \cdot u}{1+u^2+v^2}, \frac{2 \cdot v}{1+u^2+v^2}, \frac{2}{1+u^2+v^2} \right).$$

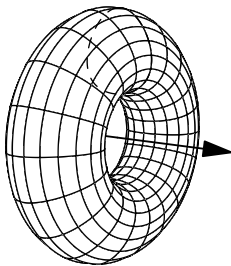
Show that s is a chart of the unit sphere centered at $(0, 0, 1)$; describe the image of s .



The map s in the exercise can be visualized using the following map

$$(u, v, 1) \mapsto \left(\frac{2 \cdot u}{1+u^2+v^2}, \frac{2 \cdot v}{1+u^2+v^2}, \frac{2}{1+u^2+v^2} \right)$$

which is called stereographic projection from the plane $z = 1$ to the unit sphere with center at $(0, 0, 1)$. Note that the point $(u, v, 1)$ and its image lie on the same half-line emerging from the origin.



Let $\gamma(t) = (x(t), y(t))$ be a plane curve. Recall that the surface of revolution of the curve γ around the x -axis can be described as the image of the map

$$(t, s) \mapsto (x(t), y(t) \cdot \cos s, y(t) \cdot \sin s).$$

For fixed t or s the obtained curves are called meridians or parallels of the surface, respectively; note that parallels are formed by circles in the plane perpendicular to the axis of rotation. The curve γ is called the generatrix of the surface.

8.7. Exercise. *Assume γ is a closed simple smooth regular plane curve that does not intersect the x -axis. Show that the surface of revolution around the x -axis with generatrix γ is a smooth surface.*

G Global parametrizations

A surface can be described by an embedding from a known surface to the space.

For example, consider the ellipsoid

$$\Theta = \left\{ (x, y, z) \in \mathbb{R}^3 : \frac{x^2}{a^2} + \frac{y^2}{b^2} + \frac{z^2}{c^2} = 1 \right\}$$

for some positive numbers a , b , and c . By 8.2, Θ is a smooth surface. Indeed, set $f(x, y, z) = \frac{x^2}{a^2} + \frac{y^2}{b^2} + \frac{z^2}{c^2}$, then

$$\nabla f(x, y, z) = \left(\frac{2}{a^2} \cdot x, \frac{2}{b^2} \cdot y, \frac{2}{c^2} \cdot z \right).$$

Therefore, $\nabla f \neq 0$ if $f = 1$; that is, 1 is a regular value of f . It remains to observe that Θ is connected.

Note that Θ can be defined as the image of the map $s: \mathbb{S}^2 \rightarrow \mathbb{R}^3$, defined as the restriction of the following map to the unit sphere \mathbb{S}^2 :

$$(x, y, z) \mapsto (a \cdot x, b \cdot y, c \cdot z).$$

For a surface Σ , a map $s: \Sigma \rightarrow \mathbb{R}^3$ is called a smooth parametrized surface if s is an embedding, and, for any chart $f: U \rightarrow \Sigma$, the composition $s \circ f$ is smooth and regular; that is, all partial derivatives $\frac{\partial^{m+n}}{\partial u^m \partial v^n}(s \circ f)$ are defined and continuous in the domain of definition, and the two vectors $\frac{\partial}{\partial u}(s \circ f)$ and $\frac{\partial}{\partial v}(s \circ f)$ are linearly independent.

Note that in this case, the image $\Sigma^* = s(\Sigma)$ is a smooth surface. The latter follows since for any chart $f: U \rightarrow \Sigma$ the composition $s \circ f: U \rightarrow \Sigma^*$ is a chart of Σ^* . The map s is called a diffeomorphism from Σ to Σ^* ; the surfaces Σ and Σ^* are said to be diffeomorphic if there is a diffeomorphism $s: \Sigma \rightarrow \Sigma^*$.

Let us state without proof that *the inverse of a diffeomorphism is a diffeomorphism*. From this statement, one can easily deduce that *being diffeomorphic* is an equivalence relation for surfaces.

8.8. Advanced exercise. Show that the surfaces Σ and Θ are diffeomorphic if

- (a) Σ and Θ are obtained from the plane by removing n points.
- (b) Σ and Θ are open convex subsets of a plane bounded by smooth curves.
- (c) Σ and Θ are open convex subsets of a plane.
- (d) Σ and Θ are open star-shaped subsets of a plane.

Chapter 9

First-order structure

A Tangent plane

9.1. Definition. Let Σ be a smooth surface. A vector w is tangent to Σ at p if and only if there is a curve γ that runs in Σ and has w as a velocity vector at p ; that is, $p = \gamma(t)$ and $w = \gamma'(t)$ for some t .

9.2. Proposition-Definition. Let Σ be a smooth surface and $p \in \Sigma$. Then the set of tangent vectors of Σ at p forms a plane; this plane is called the tangent plane of Σ at p .

Moreover, if $s: U \rightarrow \Sigma$ is a local chart and $p = s(u_0, v_0)$, then the tangent plane of Σ at p is spanned by vectors $s_u(u_0, v_0)$ and $s_v(u_0, v_0)$.

The tangent plane to Σ at p is usually denoted by T_p or $T_p\Sigma$. This plane T_p might be considered as a linear subspace of \mathbb{R}^3 or as a parallel plane passing thru p ; the latter is sometimes called the affine tangent plane. The affine tangent plane can be interpreted as the best approximation at p of the surface Σ by a plane. More precisely, it has first-order contact with Σ at p ; that is, $\rho(q) = o(|p - q|)$, where $q \in \Sigma$, and $\rho(q)$ denotes the distance from q to T_p .

Proof. Fix a chart s at p . Assume γ is a smooth curve that starts at p . Without loss of generality, we can assume that γ is covered by the chart; in particular, there are smooth functions $t \mapsto u(t)$ and $t \mapsto v(t)$ such that

$$\gamma(t) = s(u(t), v(t)).$$

Applying the chain rule, we get

$$\gamma' = s_u \cdot u' + s_v \cdot v';$$

that is, γ' is a linear combination of s_u and s_v .

The smooth functions $t \mapsto u(t)$ and $t \mapsto v(t)$ can be chosen arbitrarily. Therefore any linear combination of s_u and s_v is a tangent vector at p . \square

9.3. Exercise. Let $f : \mathbb{R}^3 \rightarrow \mathbb{R}$ be a smooth function with 0 as a regular value, and Σ be a surface described as a connected component of the level set $f(x, y, z) = 0$. Show that the tangent plane $T_p\Sigma$ is perpendicular to the gradient $\nabla_p f$ at any point $p \in \Sigma$.

9.4. Exercise. Let Σ be a smooth surface and $p \in \Sigma$. Choose (x, y, z) -coordinates. Show that a neighborhood of p in Σ is a graph $z = f(x, y)$ of a smooth function f defined on an open subset in the (x, y) -plane if and only if the tangent plane T_p is not vertical; that is, if T_p is not perpendicular to the (x, y) -plane.

9.5. Exercise. Show that if a smooth surface Σ meets a plane Π at a single point p , then Π is tangent to Σ at p .

B Directional derivative

In this section, we extend the definition of directional derivative to smooth functions defined on smooth surfaces. First, let us recall the standard definition.

Suppose f is a function defined at a point p in the space, and w a vector. Consider the function

$$h(t) = f(p + t \cdot w).$$

Then the directional derivative of f at p along w is defined as

$$D_w f(p) := h'(0).$$

9.6. Proposition-Definition. Let f be a smooth function defined on a smooth surface Σ . Suppose γ is a smooth curve in Σ that starts at p with velocity vector $w \in T_p$; that is, $\gamma(0) = p$, and $\gamma'(0) = w$. Then the derivative $(f \circ \gamma)'(0)$ depends only on f , p , and w ; it is called the directional derivative of f along w at p and denoted by

$$D_w f, \quad D_w f(p), \quad \text{or} \quad D_w f(p)_\Sigma$$

— we may omit p and Σ if it is clear from the context.

Moreover, if $(u, v) \mapsto s(u, v)$ is a local chart at p , then

$$D_w f = a \cdot f_u + b \cdot f_v,$$

where $W = a \cdot s_u + b \cdot s_v$.

Note that our definition agrees with the standard definition of the directional derivative if Σ is a plane. Indeed, in this case, $\gamma(t) = p + W \cdot t$ is a curve in Σ that starts at p with velocity vector W . For a general surface, the point $p + W \cdot t$ might not lie on the surface; therefore the function f might be undefined at this point; therefore the standard definition does not work.

Proof. Without loss of generality, we may assume that $p = s(0, 0)$ and the curve γ is covered by the chart s ; if not we can chop γ . In this case,

$$\gamma(t) = s(u(t), v(t))$$

for some smooth functions u, v defined in a neighborhood of 0 such that $u(0) = v(0) = 0$.

Applying the chain rule, we get that

$$\gamma'(0) = u'(0) \cdot s_u + v'(0) \cdot s_v$$

at $(0, 0)$. Since $W = \gamma'(0)$ and the vectors s_u, s_v are linearly independent, we get that $a = u'(0)$ and $b = v'(0)$.

Applying the chain rule again, we get that

$$\textcircled{1} \quad (f \circ \gamma)'(0) = a \cdot f_u + b \cdot f_v.$$

at $(0, 0)$.

Notice that the left-hand side in $\textcircled{1}$ does not depend on the choice of the chart s , and the right-hand side depends only on p, W, f , and s . It follows that $(f \circ \gamma)'(0)$ depends only on p, W , and f .

The last statement follows from $\textcircled{1}$. \square

C Tangent vectors as functionals

In this section, we introduce a more conceptual way to define tangent vectors. We will not use this approach in the sequel, but it is better to know about it.

A tangent vector $W \in T_p$ to a smooth surface Σ defines a linear functional¹ D_W that swallows a smooth function φ defined in a neighborhood of p in Σ and spits its directional derivative $D_W \varphi$. Note that the functional D obeys the product rule:

$$\textcircled{2} \quad D_W(\varphi \cdot \psi) = (D_W \varphi) \cdot \psi(p) + \varphi(p) \cdot (D_W \psi).$$

¹Term functional is used for functions that take a function as an argument and return a number.

It is not hard to show that the tangent vector w is completely determined by the functional D_w . Moreover, tangent vectors at p can be defined as linear functionals on the space of smooth functions that satisfy the product rule ❷.

This definition grabs the key algebraic property of tangent vectors. It might be a less intuitive way to think about tangent vectors, but it is often convenient to use in the proofs. For example, 9.6 becomes a tautology.

D Differential of map

Any smooth map s from a surface Σ to \mathbb{R}^3 can be described by its coordinate functions $s(p) = (x(p), y(p), z(p))$. To take a directional derivative of the map we should take the directional derivative of each of its coordinate functions.

$$D_ws := (D_w x, D_w y, D_w z).$$

Assume s is a smooth map from one smooth surface Σ_0 to another Σ_1 and $p \in \Sigma_0$. Note that $D_ws(p) \in T_{s(p)}\Sigma_1$ for any $w \in T_p$. Indeed, choose a curve γ_0 in Σ_0 such that $\gamma_0(0) = p$ and $\gamma'_0(0) = w$. Observe that $\gamma_1 = s \circ \gamma_0$ is a smooth curve in Σ_1 , and, by the definition of the directional derivative, we have $D_ws(p) = \gamma'_1(0)$. It remains to note that $\gamma_1(0) = s(p)$. Therefore its velocity $\gamma'_1(0)$ is in $T_{s(p)}\Sigma_1$.

Recall that 9.6 implies that $w \mapsto D_ws$ defines a linear map $T_p\Sigma_0 \rightarrow T_{s(p)}\Sigma_1$; that is,

$$D_{c \cdot w}s = c \cdot D_ws(p) \quad \text{and} \quad D_{v+w}s = D_vs(p) + D_ws(p)$$

for any $c \in \mathbb{R}$ and $v, w \in T_p$. The map

$$d_p s: w \mapsto D_ws$$

is called the differential of s at p .

The differential $d_p s$ can be described by a 2×2 -matrix M in orthonormal bases of T_p and $T_{s(p)}\Sigma_1$. Set $\text{jac}_p s = |\det M|$; this value does not depend on the choice of orthonormal bases in T_p and $T_{s(p)}\Sigma_1$.

Let $s_1: \Sigma_1 \rightarrow \Sigma_2$ be another smooth map between smooth surfaces Σ_1 and Σ_2 . Suppose $p_1 = s(p) \in \Sigma_1$; observe that

$$d_p(s_1 \circ s) = d_{p_1} s_1 \circ d_p s.$$

It follows that

❸
$$\text{jac}_p(s_1 \circ s) = \text{jac}_{p_1} s_1 \cdot \text{jac}_p s.$$

If Σ_0 is a domain in the (u, v) -plane, then the value $\text{jac}_p s$ can be found using the following formulas:

$$\begin{aligned} \text{jac } s &= |s_v \times s_u| = \\ &= \sqrt{\langle s_u, s_u \rangle \cdot \langle s_v, s_v \rangle - \langle s_u, s_v \rangle^2} = \\ &= \sqrt{\det[\text{Jac}^\top s \cdot \text{Jac } s]}, \end{aligned}$$

where $\text{Jac } s$ denotes the Jacobian matrix of s ; it is a 2×3 matrix with column vectors s_u and s_v .

The value $\text{jac}_p s$ has the following geometric meaning: if P_0 is a region in T_p and $P_1 = (d_p s)(P_0)$, then

$$\text{area } P_1 = \text{jac}_p s \cdot \text{area } P_0.$$

This identity will play a key role in the definition of surface area.

E Surface integral and area

Let Σ be a smooth surface, and $h: \Sigma \rightarrow \mathbb{R}$ be a smooth function. Let us define the integral of the function h along a region $R \subset \Sigma$. The definition will work for any Borel set R , but it will be used mostly for surfaces with boundary.

Recall that $\text{jac}_p s$ is defined in the previous section. Assume there is a chart $(u, v) \mapsto s(u, v)$ of Σ defined on an open set $U \subset \mathbb{R}^2$ such that $R \subset s(U)$. In this case, set

$$\textcircled{4} \quad \iint_R h := \iint_{s^{-1}(R)} h \circ s(u, v) \cdot \text{jac}_{(u,v)} s \cdot du \cdot dv.$$

By the substitution rule (0.26), the right-hand side in $\textcircled{4}$ does not depend on the choice of s . That is, if $s_1: U_1 \rightarrow \Sigma$ is another chart such that $s_1(U_1) \supset R$, then

$$\iint_{s^{-1}(R)} h \circ s(u, v) \cdot \text{jac}_{(u,v)} s \cdot du \cdot dv = \iint_{s_1^{-1}(R)} h \circ s_1(u, v) \cdot \text{jac}_{(u,v)} s_1 \cdot du \cdot dv.$$

In other words, the defining identity $\textcircled{4}$ makes sense.

A general region R can be subdivided into regions $R_1, R_2 \dots$ such that each R_i lies in the image of some chart. After that one could define the integral along R as the sum

$$\iint_R h := \iint_{R_1} h + \iint_{R_2} h + \dots$$

It is straightforward to check that the value $\iint_R h$ does not depend on the choice of such subdivision.

The area of a region R in a smooth surface Σ is defined as the surface integral

$$\text{area } R = \iint_R 1.$$

The following proposition is the substitution rule for surface integral.

9.7. Area formula. *Suppose $s: \Sigma_0 \rightarrow \Sigma_1$ is a smooth parametrization of a smooth surface Σ_1 by a smooth surface Σ_0 . Then, for any region $R \subset \Sigma_0$ and any smooth function $f: \Sigma_1 \rightarrow \mathbb{R}$, we have*

$$\iint_R (f \circ s) \cdot \text{jac } s = \int_{s(R)} f.$$

In particular, if $f \equiv 1$, we have

$$\iint_R \text{jac } s = \text{area}[s(R)].$$

Proof. Follows from ❸ and the definition of surface integral. □

Remark. The notion of the area of a surface is closely related to the length of a curve. However, to define length we use a different idea — it was defined as the least upper bound on the lengths of inscribed polygonal lines. It turns out that an analogous definition does not work even for very simple surfaces. The latter is shown by a classical example — Schwarz's boot. This example and different approaches to the notion of the area are discussed in a popular article by Vladimir Dubrovsky [23].

F Normal vector and orientation

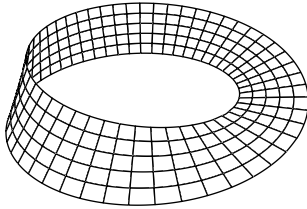
A unit vector that is normal to T_p is usually denoted by $\nu(p)$; it is uniquely defined up to sign.

A surface Σ is called oriented if it is equipped with a unit normal vector field ν ; that is, a continuous map $p \mapsto \nu(p)$ such that $\nu(p) \perp T_p$ and $|\nu(p)| = 1$ for any p . The choice of the field ν is called the orientation of Σ . A surface Σ is called orientable if it can be oriented. Note that each orientable surface admits two orientations: ν and $-\nu$.

Let Σ be a smooth oriented surface with unit normal field ν . The map $\nu: \Sigma \rightarrow \mathbb{S}^2$ defined by $p \mapsto \nu(p)$ is called the spherical map or Gauss map.

For surfaces, the spherical map plays essentially the same role as the tangent indicatrix for curves.

The Möbius strip shown on the diagram gives an example of a nonorientable surface — there is no choice of a normal vector field that is continuous along the middle of the strip (it changes the sign if you try to go around).



Note that each surface is locally orientable. In fact, each chart $s(u, v)$ admits an orientation

$$\nu = \frac{s_u \times s_v}{|s_u \times s_v|}.$$

Indeed, the vectors s_u and s_v are tangent vectors at p ; since they are linearly independent, their vector product does not vanish, and it is perpendicular to the tangent plane. Evidently, $(u, v) \mapsto \nu(u, v)$ is a continuous map. Therefore, ν is a unit normal field.

9.8. Exercise. Suppose a smooth surface Σ has constant unit normal vector ν . Show that Σ lies in a plane perpendicular to ν .

9.9. Exercise. Let $h : \mathbb{R}^3 \rightarrow \mathbb{R}$ be a smooth function with 0 as a regular value and Σ a surface described as a connected component of the level set $h(x, y, z) = 0$. Show that Σ is orientable.

Recall that any proper surface Σ without boundary in the Euclidean space divides it into two connected components (8.1). Therefore, we can choose the unit normal field on Σ that points into one of the components of the complement; so, we obtain the following:

9.10. Observation. Any smooth proper surface without boundary in the Euclidean space is orientable.

In particular, it follows that the Möbius strip does not lie on a proper smooth surface without boundary.

G Sections

9.11. Lemma. Let Σ be a smooth surface. Suppose $f : \mathbb{R}^3 \rightarrow \mathbb{R}$ is a smooth function. Then for any constant r_0 there is an arbitrarily close value r such that each connected component of the intersection of the level set $\{x \in \Sigma : f(x) = r\}$ is a smooth regular curve.

Proof. The surface Σ can be covered by a countable set of charts $s_i : U_i \rightarrow \Sigma$. Note that the composition $f \circ s_i$ is a smooth function for any i . By

Sard's lemma (0.23), almost all real numbers r are regular values for each $f \circ s_i$.

Fix such a value r sufficiently close to r_0 , and consider the level set L_r described by the equation $f(x, y, z) = r$. Any point in the intersection $\Sigma \cap L_r$ lies in the image of one of the charts. From above, it admits a neighborhood which is a regular smooth curve; hence the result. \square

9.12. Advanced exercise. *Let Π be the (x, y) -plane and $A \subset \Pi$ be any closed subset. Show that there is an open smooth surface Σ with $\Sigma \cap \Pi = A$.*

The exercise above says that plane sections of a smooth surface might look complicated. The following corollary makes it possible to perturb the plane so that the section becomes nice.

9.13. Corollary. *Let Σ be a smooth surface. Then for any plane Π there is a parallel plane Π^* that lies arbitrary close to Π and such that the intersection $\Sigma \cap \Pi^*$ is a union of disjoint smooth curves.*

Chapter 10

Curvatures

In the previous chapter, we learned that the tangent plane T_p to any surface Σ has first-order contact with it at p . This means that up to first order, all surfaces locally look the same. This is not the case for second-order approximations, which are determined by the principal curvatures of the surface.

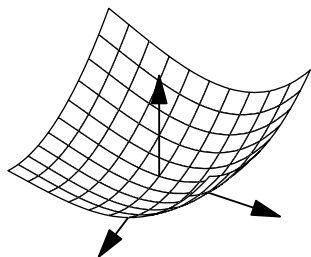
A Tangent-normal coordinates

Fix a point p in a smooth oriented surface Σ . Consider a coordinate system (x, y, z) with origin at p such that the (x, y) -plane coincides with T_p , and the z -axis points in the direction of the normal vector $\nu(p)$. By 9.4, we can present Σ locally at p as a graph $z = f(x, y)$ of a smooth function. Note that

$$f(0, 0) = 0, \quad f_x(0, 0) = 0, \quad f_y(0, 0) = 0.$$

The first equality holds since $p = (0, 0, 0)$ lies on the graph, and the other two mean that the tangent plane at p is horizontal.

Set



$$\begin{aligned} \ell &= f_{xx}(0, 0), \\ m &= f_{xy}(0, 0) = f_{yx}(0, 0), \\ n &= f_{yy}(0, 0). \end{aligned}$$

The Taylor series for f at $(0, 0)$ up to the second-order term can be then written as

$$f(x, y) = \frac{1}{2}(\ell \cdot x^2 + 2 \cdot m \cdot x \cdot y + n \cdot y^2) + o(x^2 + y^2).$$

Note that values ℓ , m , and n are completely determined by this equation. The so-called osculating paraboloid

$$z = \frac{1}{2} \cdot (\ell \cdot x^2 + 2 \cdot m \cdot x \cdot y + n \cdot y^2)$$

has second-order contact with Σ at p .

Note that

$$\ell \cdot x^2 + 2 \cdot m \cdot x \cdot y + n \cdot y^2 = \langle M_p \cdot \begin{pmatrix} x \\ y \end{pmatrix}, \begin{pmatrix} x \\ y \end{pmatrix} \rangle,$$

where M_p is the so-called Hessian matrix of f at $(0,0)$,

❶
$$M_p = \begin{pmatrix} \ell & m \\ m & n \end{pmatrix}.$$

B Principal curvatures

Note that tangent-normal coordinates give an almost canonical coordinate system in a neighborhood of p ; it is unique up to a rotation of the (x,y) -plane. Rotating the (x,y) -plane results in rewriting the matrix M_p in the new basis.

Since the Hessian matrix M_p is symmetric, by the spectral theorem (0.18) it is diagonalizable by orthogonal matrices. That is, by rotating the (x,y) -plane we can assume that $m = 0$ in ❶. In this case,

$$M_p = \begin{pmatrix} k_1 & 0 \\ 0 & k_2 \end{pmatrix},$$

the diagonal components k_1 and k_2 of M_p are called the principal curvatures of Σ at p ; they might also be denoted as $k_1(p)$ and $k_2(p)$, or $k_1(p)_\Sigma$ and $k_2(p)_\Sigma$; if we need to emphasize that we compute them at the point p for the surface Σ . We will always assume $k_1 \leq k_2$.

Note that if $x = f(x,y)$ is a local graph representation of Σ in these coordinates, then

$$f(x,y) = \frac{1}{2} \cdot (k_1 \cdot x^2 + k_2 \cdot y^2) + o(x^2 + y^2).$$

The principal curvatures can be also defined as the eigenvalues of the Hessian matrix M_p . The eigendirections of M_p are called the principal directions of Σ at p . Note that if $k_1(p) \neq k_2(p)$, then p has exactly two principal directions, which are perpendicular to each other; if $k_1(p) = k_2(p)$, then all tangent directions at p are principal.

Note that if we reverse the orientation of Σ , then the principal curvatures switch their signs and indexes.

A smooth regular curve on a surface Σ that always runs in the principal directions is called a line of curvature of Σ .

10.1. Exercise. Assume a smooth surface Σ is mirror-symmetric with respect to a plane Π . Suppose Σ and Π intersect along a smooth regular curve γ . Show that γ is a line of curvature of Σ .

C More curvatures

Let p be a point on an oriented smooth surface Σ . Recall that $k_1(p)$ and $k_2(p)$ denote the principal curvatures at p .

The product

$$K(p) = k_1(p) \cdot k_2(p)$$

is called the Gauss curvature at p . We may denote it by K , $K(p)$, or $K(p)_\Sigma$ if we need to specify the point p and the surface Σ .

Since the determinant is equal to the product of the eigenvalues, we get

$$K = \ell \cdot n - m^2,$$

where $M_p = \begin{pmatrix} \ell & m \\ m & n \end{pmatrix}$ is the Hessian matrix.

10.2. Exercise. Show that any surface with positive Gauss curvature is orientable.

The sum

$$H(p) = k_1(p) + k_2(p)$$

is called the mean curvature¹ at p . We may also denote it by $H(p)_\Sigma$. The mean curvature can be also interpreted as the trace of the Hessian matrix $M_p = \begin{pmatrix} \ell & m \\ m & n \end{pmatrix}$; that is,

$$H = \ell + n$$

A surface with vanishing mean curvature is called minimal.

Note that reversing the orientation of Σ does not change the Gauss curvature, but changes the sign of the mean curvature. In particular, the Gauss curvature is well-defined for nonoriented surfaces.

10.3. Exercise. Let Σ be an oriented surface, and let Σ_λ be a scaled copy of Σ with factor $\lambda > 0$; that is, Σ_λ consists of the points $\lambda \cdot x$ with $x \in \Sigma$. Show that

$$K(\lambda \cdot p)_{\Sigma_\lambda} = \frac{1}{\lambda^2} \cdot K(p)_\Sigma \quad \text{and} \quad H(\lambda \cdot p)_{\Sigma_\lambda} = \frac{1}{\lambda} \cdot H(p)_\Sigma$$

for any $p \in \Sigma$.

¹Some authors define it as $\frac{1}{2} \cdot (k_1(p) + k_2(p))$ — the mean value of the principal curvatures. It suits the name better, but it is not as convenient when it comes to computations.

D Shape operator

In the following definitions, we use the notion of directional derivative and differential defined in 9B and 9D.

Let p be a point on a smooth surface Σ with orientation defined by the unit normal field ν . Given $w \in T_p$, the shape operator of w is defined by

$$\text{Shape}_p w = -D_w \nu.$$

Equivalently, the shape operator can be defined by

$$\textcircled{2} \quad \text{Shape} = -d\nu,$$

where $d\nu$ denotes the differential of the spherical map $\nu: \Sigma \rightarrow \mathbb{S}^2$; that is, $d_p \nu(v) = (D_v \nu)(p)$.

Recall that $d_p \nu$ is a linear map $T_p \Sigma \rightarrow T_{\nu(p)} \mathbb{S}^2$. Note that $T_p \Sigma$ coincides with $T_{\nu(p)} \mathbb{S}^2$ — both of them are normal subspaces to $\nu(p)$. Therefore, Shape_p is indeed a linear operator $T_p \rightarrow T_p$ (the latter also will follow from 10.4).

For a point $p \in \Sigma$, the shape operator of a tangent vector $w \in T_p$ will be denoted by $\text{Shape } w$ if it is clear from the context which base point p and which surface we are working with; otherwise, we may use the notations

$$\text{Shape}_p(w) \quad \text{or} \quad \text{Shape}_p(w)_\Sigma$$

as the situation requires.²

10.4. Theorem. *Suppose $(u, v) \mapsto s(u, v)$ is a smooth map to a smooth surface Σ with unit normal field ν . Then*

$$\begin{aligned} \langle \text{Shape}(s_u), s_u \rangle &= \langle s_{uu}, \nu \rangle, & \langle \text{Shape}(s_v), s_u \rangle &= \langle s_{uv}, \nu \rangle, \\ \langle \text{Shape}(s_u), s_v \rangle &= \langle s_{uv}, \nu \rangle, & \langle \text{Shape}(s_v), s_v \rangle &= \langle s_{vv}, \nu \rangle, \\ \langle \text{Shape}(s_u), \nu \rangle &= 0, & \langle \text{Shape}(s_v), \nu \rangle &= 0 \end{aligned}$$

for any (u, v) .

Proof. We will use the shortcut $\nu = \nu(u, v)$ for $\nu(s(u, v))$, so

$$\textcircled{3} \quad \text{Shape}(s_u) = -D_{s_u} \nu = -\nu_u, \quad \text{Shape}(s_v) = -D_{s_v} \nu = -\nu_v.$$

²The following bilinear forms on a tangent plane

$$\text{I}(v, w) = \langle v, w \rangle, \quad \text{II}(v, w) = \langle \text{Shape } v, w \rangle, \quad \text{III}(v, w) = \langle \text{Shape } v, \text{Shape } w \rangle$$

are called the first, second, and third fundamental forms, respectively. These forms were introduced before the shape operator, but we will not touch them.

Note that ν is a unit vector orthogonal to s_u and s_v ; therefore

$$\langle \nu, s_u \rangle \equiv 0, \quad \langle \nu, s_v \rangle \equiv 0, \quad \langle \nu, \nu \rangle \equiv 1.$$

Taking partial derivatives of these two identities we get

$$\begin{aligned} \langle \nu_u, s_u \rangle + \langle \nu, s_{uu} \rangle &= 0, & \langle \nu_v, s_u \rangle + \langle \nu, s_{uv} \rangle &= 0, \\ \langle \nu_u, s_v \rangle + \langle \nu, s_{uv} \rangle &= 0, & \langle \nu_v, s_v \rangle + \langle \nu, s_{vv} \rangle &= 0, \\ 2 \cdot \langle \nu_u, \nu \rangle &= 0, & 2 \cdot \langle \nu_v, \nu \rangle &= 0. \end{aligned}$$

It remains to plug in the expressions from ❸. □

10.5. Exercise. Show that the shape operator is self-adjoint; that is,

$$\langle \text{Shape } U, V \rangle = \langle U, \text{Shape } V \rangle$$

for any $U, V \in T_p$.

Let us denote by I, J and K the standard basis in the \mathbb{R}^3 . Recall that the components ℓ, m , and n of the Hessian matrix are defined in Section 10A.

10.6. Corollary. Let $z = f(x, y)$ be a local representation of a smooth surface Σ in the tangent-normal coordinates at p . Suppose that its Hessian matrix at p is $\begin{pmatrix} \ell & m \\ m & n \end{pmatrix}$. Then

$$\text{Shape } I = \ell \cdot I + m \cdot J, \quad \text{Shape } J = m \cdot I + n \cdot J;$$

that is, the multiplication by the Hessian matrix at p describes its shape operator.

This corollary illustrates the close relationship between the curvatures of a surface and its shape operator; the principal curvatures of Σ at p are the eigenvalues of Shape_p , the principal directions are the eigendirections of Shape_p , the Gaussian curvature is the determinant of Shape_p , and the mean curvature is the trace of Shape_p .

Since the Hessian matrix is symmetric, the corollary also implies that Shape is self-adjoint which gives another way to solve 10.5.

Proof. Note that $s: (u, v) \mapsto (u, v, f(u, v))$ is a chart of Σ that covers p . Further, note that

$$\begin{aligned} s_u(0, 0) &= I, & s_v(0, 0) &= J, & \nu(0, 0) &= K, \\ s_{uu}(0, 0) &= \ell \cdot K, & s_{uv}(0, 0) &= m \cdot K, & s_{vv}(0, 0) &= n \cdot K. \end{aligned}$$

It remains to apply 10.4. □

10.7. Corollary. *Let Σ be a smooth surface with orientation defined by a unit normal field ν . Suppose the spherical map $\nu: \Sigma \rightarrow \mathbb{S}^2$ is injective. Then*

$$\iint_{\Sigma} |K| = \text{area}[\nu(\Sigma)].$$

Proof. Observe that the tangent planes $T_p\Sigma = T_{\nu(p)}\mathbb{S}^2$ are parallel for any $p \in \Sigma$. Indeed, both of these planes are perpendicular to $\nu(p)$.

Choose an orthonormal basis of T_p consisting of principal directions, so the shape operator can be expressed by the matrix $\begin{pmatrix} k_1 & 0 \\ 0 & k_2 \end{pmatrix}$.

Since $\text{Shape}_p = -d_p\nu$, 10.6 implies that

$$\text{jac}_p \nu = |\det \begin{pmatrix} k_1 & 0 \\ 0 & k_2 \end{pmatrix}| = |K(p)|.$$

By the area formula (9.7), the statement follows. \square

10.8. Exercise. *Let Σ be a smooth surface with orientation defined by a unit normal field ν . Suppose Σ has unit principal curvatures at any point.*

- (a) *Show that $\text{Shape}_p(w) = w$ for any $p \in \Sigma$ and $w \in T_p\Sigma$.*
- (b) *Show that $p + \nu(p)$ is constant; that is, the point $c = p + \nu(p)$ does not depend on $p \in \Sigma$. Conclude that Σ is a subset of the unit sphere centered at c .*

We define the angle between two oriented surfaces at a point of their intersection p as the angle between their normal vectors at p . The following exercise is a result by Ferdinand Joachimsthal [41] generalized by Ossian Bonnet [10].

10.9. Exercise. *Assume two smooth oriented surfaces Σ_1 and Σ_2 intersect at constant angle along a smooth regular curve γ . Show that if γ is a curvature line in Σ_1 , then it is also a curvature line in Σ_2 .*

Conclude that if a smooth surface Σ intersects a plane or sphere along a smooth regular curve γ at a constant angle, then γ is a curvature line of Σ .

10.10. Exercise. *Let Σ be a closed smooth surface with orientation defined by a unit normal field ν .*

- (a) *Show that if t is sufficiently close to zero, then the set*

$$\Sigma_t = \{p + t \cdot \nu(p) : p \in \Sigma\}$$

is a smooth surface.

- (b) *Show that for all t sufficiently close to zero we have*

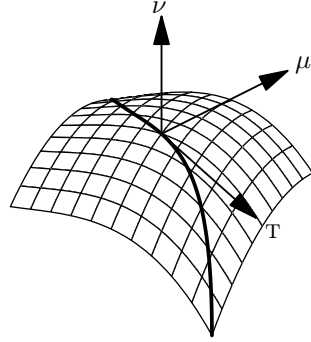
$$\text{area } \Sigma_t = \text{area } \Sigma - t \cdot \iint_{\Sigma} H + t^2 \cdot \iint_{\Sigma} K,$$

where H and K denote mean and Gauss curvature of Σ .

E Curves in a surface

Suppose γ is a regular smooth curve in a smooth oriented surface Σ . As usual, we denote by ν the unit normal field on Σ .

Without loss of generality, we may assume that γ is unit-speed; in this case, $T(s) = \gamma'(s)$ is its tangent indicatrix. Let us use the shortcut notation $\nu(s) = \nu(\gamma(s))$. Note that the unit vectors $T(s)$ and $\nu(s)$ are orthogonal. Therefore there is a unique unit vector $\mu(s)$ such that $T(s), \mu(s), \nu(s)$ is an oriented orthonormal basis; it is called the Darboux frame of γ in Σ .



Since $T_{\gamma(s)} \perp \nu(s)$, the vector $\mu(s)$ is tangent to Σ at $\gamma(s)$. In fact, $\mu(s)$ is a counterclockwise rotation of $T(s)$ by the angle $\frac{\pi}{2}$ in the tangent plane $T_{\gamma(s)}$. This vector can also be defined as the vector product $\mu(s) := \nu(s) \times T(s)$.

Since γ is unit-speed, we have that $\gamma'' \perp \gamma'$ (see 3.1). Therefore, the acceleration of γ can be written as a linear combination of μ and ν ; that is,

$$\gamma''(s) = k_g(s) \cdot \mu(s) + k_n(s) \cdot \nu(s).$$

The values $k_g(s)$ and $k_n(s)$ are called geodesic and normal curvatures of γ at s , respectively. Since the frame $T(s), \mu(s), \nu(s)$ is orthonormal, these curvatures can be also written as the following scalar products:

$$\begin{aligned} k_g(s) &= \langle \gamma''(s), \mu(s) \rangle = \\ &= \langle T'(s), \mu(s) \rangle. \\ k_n(s) &= \langle \gamma''(s), \nu(s) \rangle = \\ &= \langle T'(s), \nu(s) \rangle. \end{aligned}$$

Since $0 = \langle T(s), \nu(s) \rangle$ we have that

$$\begin{aligned} 0 &= \langle T(s), \nu(s) \rangle' = \\ &= \langle T'(s), \nu(s) \rangle + \langle T(s), \nu'(s) \rangle = \\ &= k_n(s) + \langle T(s), D_{T(s)}\nu \rangle. \end{aligned}$$

Applying the definition of the shape operator, we get the following:

10.11. Proposition. *Assume γ is a smooth unit-speed curve in a smooth surface Σ . Let $p = \gamma(s_0)$ and $v = \gamma'(s_0)$. Then*

$$k_n(s_0) = \langle \text{Shape}_p(v), v \rangle,$$

where k_n denotes the normal curvature of γ at s_0 , and Shape_p is the shape operator at p .

Note that according to the proposition, the normal curvature of a regular smooth curve in Σ is completely determined by the velocity vector \mathbf{v} at the point p . For that reason, the normal curvature is also denoted by $k_{\mathbf{v}}$; according to the proposition,

$$k_{\mathbf{v}} = \langle \text{Shape}_p(\mathbf{v}), \mathbf{v} \rangle$$

for any unit vector \mathbf{v} in T_p .

Let p be a point on a smooth surface Σ . Assume we choose tangent-normal coordinates at p so that the Hessian matrix is diagonalized, then we have

$$M_p = \begin{pmatrix} k_1(p) & 0 \\ 0 & k_2(p) \end{pmatrix}.$$

Consider a vector $\mathbf{w} = a \cdot \mathbf{i} + b \cdot \mathbf{j}$ in the (x, y) -plane. Then by 10.6, we have

$$\langle \text{Shape } \mathbf{w}, \mathbf{w} \rangle = a^2 \cdot k_1(p) + b^2 \cdot k_2(p).$$

If \mathbf{w} is unit, then $a^2 + b^2 = 1$ which implies the following:

10.12. Observation. *For any point p on an oriented smooth surface Σ , the principal curvatures $k_1(p)$ and $k_2(p)$ are respectively the minimum and maximum of the normal curvatures at p . Moreover, if θ is the angle between a unit vector $\mathbf{w} \in T_p$ and the first principal direction at p , then*

$$k_{\mathbf{w}}(p) = k_1(p) \cdot (\cos \theta)^2 + k_2(p) \cdot (\sin \theta)^2.$$

The last identity is called Euler's formula.

10.13. Exercise. *Let Σ be a smooth surface. Show that the sum of the normal curvatures for any pair of orthogonal directions, at a point $p \in \Sigma$ equals $H(p)$ — the mean curvature at p .*

10.14. Meusnier's theorem. *Let γ be a regular smooth curve that runs along a smooth oriented surface Σ . Let $p = \gamma(t_0)$, $\mathbf{v} = \gamma'(t_0)$, and $\alpha = \angle(\nu(p), \mathbf{N}(t_0))$; that is, α is the angle between the unit normal to Σ at p and the unit normal vector in the Frenet frame of γ at t_0 . Then the following identity holds true:*

$$\kappa(t_0) \cdot \cos \alpha = k_n(t_0);$$

here $\kappa(t_0)$ and $k_n(t_0)$ are the curvature and the normal curvature of γ at t_0 , respectively.

Proof. Since $\gamma'' = T' = \kappa \cdot \mathbf{N}$, we get that

$$\begin{aligned} k_n(t_0) &= \langle \gamma'', \nu \rangle = \\ &= \kappa(t_0) \cdot \langle \mathbf{N}, \nu \rangle = \\ &= \kappa(t_0) \cdot \cos \alpha. \end{aligned}$$

□

The theorem above, as well as the statement in the following exercise, were proved by Jean Baptiste Meusnier [58].

10.15. Exercise. Let Σ be a smooth surface, $p \in \Sigma$, and $v \in T_p \Sigma$ a unit vector. Assume $k_v(p) \neq 0$; that is, the normal curvature of Σ at p in the direction of v does not vanish.

Show that the osculating circles at p of smooth regular curves in Σ that run in the direction v sweep out a sphere S with center at $p + \frac{1}{k_v} \cdot v$ and radius $r = \frac{1}{|k_v|}$.

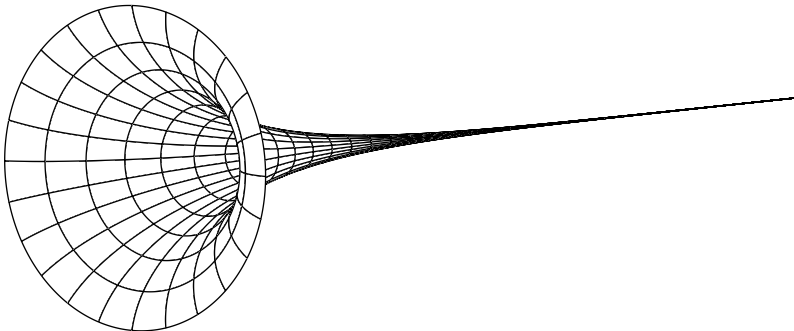
10.16. Exercise. Let $\gamma(s) = (x(s), y(s))$ be a smooth unit-speed simple plane curve in the upper half-plane, and Σ be the surface of revolution around the x -axis with generatrix γ . Assume that $x' \neq 0$.

- (a) Show that the parallels and meridians are lines of curvature on Σ .
 (b) Show that

$$\frac{|x'(s)|}{y(s)} \quad \text{and} \quad \frac{-y''(s)}{|x'(s)|}$$

are the principal curvatures of Σ at $(x(s), y(s), 0)$ in the direction of the corresponding parallel and meridian, respectively.

- (c) Show that Σ has Gauss curvature -1 at all points if and only if y satisfies the differential equation $y'' = y$. The case $y = e^{-s}$ is shown; this is the so-called pseudosphere.



10.17. Exercise. Show that the catenoid defined implicitly by the equation

$$(\cosh z)^2 = x^2 + y^2$$

is a minimal surface.

10.18. Exercise. Show that the helicoid defined by the following parametric equation

$$s(u, v) = (u \cdot \sin v, u \cdot \cos v, v)$$

is a minimal surface.

10.19. Exercise. Let Σ be of the surface of revolution around x -axis with the generatrix $y = a \cdot \sin x$ for $x \in (0, \pi)$ and some fixed $a > 0$. Show that the Gauss curvature of Σ cannot exceed 1.



F Lagunov's example

The following question is a 3-dimensional analog of the moon in a puddle problem (7.15).

10.20. Question. Assume a set $V \subset \mathbb{R}^3$ is bounded by a closed connected surface Σ with principal curvatures bounded in absolute value by 1. Is it true that V contains a ball of radius 1?

10.21. Exercise. Show that Question 10.20 has an affirmative answer if V is a body of revolution.

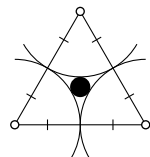
Later (see 11.7) we will show that the answer is “yes” for convex surfaces. Now we are going to show by an example that the answer is “no” in the general case; it was constructed by Vladimir Lagunov [47].

Construction. Let us start with a body of revolution V_1 whose cross-section is shown on the diagram below. The boundary curve of the cross-section consists of 6 long horizontal line segments included in 3 closed simple smooth curves. (To make the curves smooth, one has to use cutoffs and mollifiers from Section 0F.) The boundary of V_1 has 3 components, each of which is a smooth sphere.

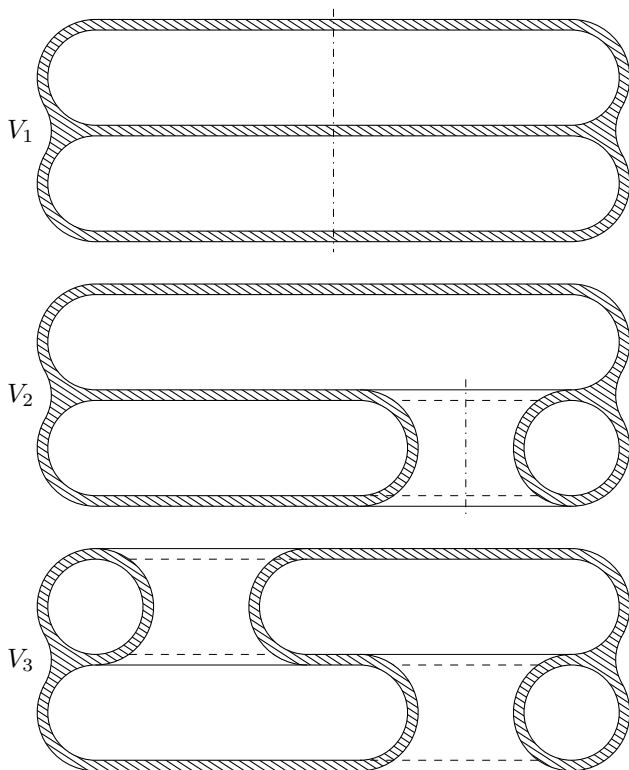
We assume that the curves have curvature at most 1. Moreover, except for the almost horizontal parts, the curve has absolute curvature close to 1 all the time. The only thick part in V is the place where all three boundary components come close together; the remaining part of V is assumed to be very thin. It could be arranged that the radius r of the maximal ball in V is just a bit above $r_2 = \frac{2}{\sqrt{3}} - 1$. (The small black disc on the diagram has radius r_2 , assuming that the three big circles are unit.) In particular, we may assume that $r < \frac{1}{6}$.

Exercise 10.16 gives formulas for the principal curvatures of the boundary of V ; which imply that both principal curvatures are at most 1 in absolute value.

It remains to modify V_1 to make its boundary connected without increasing the bounds on its principal curvatures and without allowing larger balls inside.



Note that each sphere in the boundary contains two flat discs; they come into pairs closely lying to each other. Let us drill thru two of such



pairs and reconnect the holes by another body of revolution whose axis is shifted but stays parallel to the axis of V_1 . Denote the obtained body by V_2 ; the cross-section of the obtained body is shown on the diagram.

Then repeat the operation for the other two pairs. Denote the obtained body by V_3 .

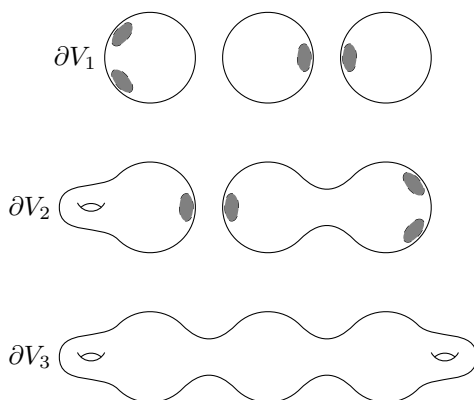
Note that the boundary of V_3 is connected. Assuming that the holes are large, its boundary can be made so that its principal curvatures are still at most 1; the latter can be proved in the same way as for V_1 . \square

Remarks

Note that the surface of V_3 in Lagunov's example has genus 2; that is, it can be parametrized by a sphere with two handles.

Indeed, the boundary of V_1 consists of three smooth spheres.

When we drill, we make four holes — two spheres get one hole in each, and one sphere gets two holes. We reconnect two spheres with a tube and obtain one sphere. By connecting the two holes of the other sphere with



a tube we get a torus; it is on the right side in the picture of V_2 . That is, the boundary of V_2 is formed by one sphere and one torus.

To construct V_3 from V_2 , we make a torus from the remaining sphere and connect it to the other torus by a tube. This way we get a sphere with two handles.

10.22. Exercise. *Modify Lagunov's construction to make the boundary surface a sphere with 4 handles.*

Recall that Lagunov's example contains a ball of radius $r_2 = \frac{2}{\sqrt{3}} - 1$. It turns out that this radius is optimal. Moreover, *suppose a connected body $V \subset \mathbb{R}^3$ is bounded by a finite number of closed smooth surfaces with principal curvatures bounded by 1. Assume V does not contain a ball of radius r_2 . Then the boundary of V has two diffeomorphic connected components.* Such V could be the region squeezed between two close surfaces; for example, a region between two concentric spheres.

For bodies bounded by a sphere, there is a better bound $r_3 = \sqrt{\frac{3}{2}} - 1$; it is the radius of the smallest sphere tangent to four unit spheres that are tangent to each other. Note that $r_3 > r_2$. *If a body $V \subset \mathbb{R}^3$ is bounded by a smooth sphere with principal curvatures bounded by 1. Then V contains a ball of radius r_3 . Moreover, this bound is sharp; that is, for every $\varepsilon > 0$, there are examples of such V not containing a ball of radius $r_3 + \varepsilon$.*

These results are due to Vladimir Lagunov and Abram Fet [46, 48, 49].

Chapter 11

Supporting surfaces

A Definitions

Assume two surfaces Σ_1 and Σ_2 have a common point p . If there is a neighborhood U of p such that $\Sigma_1 \cap U$ lies on one side from Σ_2 in U , then we say that Σ_2 locally supports Σ_1 at p .

Let us describe Σ_2 locally at p as a graph $z = f_2(x, y)$ in tangent-normal coordinates at p . If Σ_2 locally supports Σ_1 at p , then all points of Σ_1 near p lie either above or below the graph $z = f_2(x, y)$.

In both cases, the surfaces Σ_1 and Σ_2 have a common tangent plane at p . So we can write both as graphs $z = f_1(x, y)$ and $z = f_2(x, y)$ in the common tangent-normal coordinates at p . Note that Σ_2 locally supports Σ_1 at p if and only if

$$\text{either } f_1(x, y) \geq f_2(x, y) \quad \text{or} \quad f_1(x, y) \leq f_2(x, y)$$

holds for all (x, y) sufficiently close to the origin.

If the surfaces are orientable, we can assume that they are cooriented at p ; that is, they have a common unit normal vector at p in the direction of the z -axis. If the normal vectors are opposite, we say that Σ_1 and Σ_2 are counteroriented at p ; in this case, reversing the orientation of one of the surfaces makes them cooriented.

If Σ_2 locally supports Σ_1 , and they are cooriented at p , then we can say that Σ_1 supports Σ_2 from the inside or from the outside, assuming that the normal vector points inside the domain bounded by the surface Σ_2 in U . Using the above notations, Σ_1 locally supports Σ_2 from the inside (from the outside) if $f_1(x, y) \geq f_2(x, y)$ (respectively $f_1(x, y) \leq f_2(x, y)$) for (x, y) in a sufficiently small neighborhood of the origin.

11.1. Proposition. *Let Σ_1 and Σ_2 be oriented surfaces. Assume Σ_1 locally supports Σ_2 from the inside at the point p (equivalently Σ_2 locally*

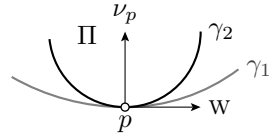
supports Σ_1 from the outside). Then

$$k_1(p)_{\Sigma_1} \geq k_1(p)_{\Sigma_2} \quad \text{and} \quad k_2(p)_{\Sigma_1} \geq k_2(p)_{\Sigma_2}.$$

11.2. Exercise. Give an example of two surfaces Σ_1 and Σ_2 that have a common point p with a common unit normal vector ν_p such that $k_1(p)_{\Sigma_1} > k_1(p)_{\Sigma_2}$ and $k_2(p)_{\Sigma_1} > k_2(p)_{\Sigma_2}$, but Σ_1 does not support Σ_2 locally at p .

Proof. We can assume that Σ_1 and Σ_2 are graphs $z = f_1(x, y)$ and $z = f_2(x, y)$ in common tangent-normal coordinates at p , so we have $f_1 \geq f_2$.

Fix a unit vector $w \in T_p \Sigma_1 = T_p \Sigma_2$. Consider the plane Π passing thru p and spanned by the normal vector ν_p and w . Let γ_1 and γ_2 be the curves of intersection of Σ_1 and Σ_2 with Π .



Let us orient Π so that the common normal vector ν_p for both surfaces at p points to the left from w . Further, let us parametrize both curves so that they are running in the direction of w at p and are therefore cooriented. Note that in this case, the curve γ_1 supports the curve γ_2 from the right.

By 7.3, we have the following inequality for the normal curvatures of Σ_1 and Σ_2 at p in the direction of w :

$$\textcircled{1} \quad k_w(p)_{\Sigma_1} \geq k_w(p)_{\Sigma_2}.$$

According to 10.12,

$$k_1(p)_{\Sigma_i} = \min \{ k_w(p)_{\Sigma_i} : w \in T_p, |w| = 1 \}$$

for $i = 1, 2$. Choose w so that $k_1(p)_{\Sigma_1} = k_w(p)_{\Sigma_1}$. Then by $\textcircled{1}$, we have that

$$\begin{aligned} k_1(p)_{\Sigma_1} &= k_w(p)_{\Sigma_1} \geq \\ &\geq k_w(p)_{\Sigma_2} \geq \\ &\geq \min_v \{ k_v(p)_{\Sigma_2} \} = \\ &= k_1(p)_{\Sigma_2}; \end{aligned}$$

here we assume $v \in T_p$ and $|v| = 1$.

Similarly, by 10.12, we have that

$$k_2(p)_{\Sigma_i} = \max_w \{ k_w(p)_{\Sigma_i} \}.$$

Let us fix w so that $k_2(p)_{\Sigma_2} = k_w(p)_{\Sigma_2}$. Then

$$\begin{aligned} k_2(p)_{\Sigma_2} &= k_w(p)_{\Sigma_2} \leq \\ &\leq k_w(p)_{\Sigma_1} \leq \\ &\leq \max_v \{ k_v(p)_{\Sigma_1} \} = \\ &= k_2(p)_{\Sigma_1}. \end{aligned}$$

□

11.3. Corollary. *Let Σ_1 and Σ_2 be oriented surfaces. Assume Σ_1 locally supports Σ_2 from the inside at the point p . Then:*

- (a) $H(p)_{\Sigma_1} \geq H(p)_{\Sigma_2}$;
- (b) If $k_1(p)_{\Sigma_2} \geq 0$, then $K(p)_{\Sigma_1} \geq K(p)_{\Sigma_2}$.

Proof; (a). The statement follows from 11.1 since

$$H(p)_{\Sigma_i} = k_1(p)_{\Sigma_i} + k_2(p)_{\Sigma_i}.$$

(b). Since $k_2(p)_{\Sigma_i} \geq k_1(p)_{\Sigma_i}$, and $k_1(p)_{\Sigma_2} \geq 0$, we get that all the principal curvatures $k_1(p)_{\Sigma_1}$, $k_1(p)_{\Sigma_2}$, $k_2(p)_{\Sigma_1}$, and $k_2(p)_{\Sigma_2}$ are nonnegative. By 11.1, it implies that

$$\begin{aligned} K(p)_{\Sigma_1} &= k_1(p)_{\Sigma_1} \cdot k_2(p)_{\Sigma_1} \geq \\ &\geq k_1(p)_{\Sigma_2} \cdot k_2(p)_{\Sigma_2} = \\ &= K(p)_{\Sigma_2}. \end{aligned}$$

□

11.4. Exercise. *Show that any closed surface in a unit ball has a point with Gauss curvature at least 1. Conclude that any closed surface has a point with strictly positive Gauss curvature.*

11.5. Exercise. *Show that any closed surface that lies at distance at most 1 from a straight line has a point with Gauss curvature at least 1.*

B Convex surfaces

A surface that bounds a convex region is called convex.

11.6. Exercise. *Show that the Gauss curvature of any convex smooth surface is nonnegative at each point.*

11.7. Exercise. *Assume R is a convex body in \mathbb{R}^3 bounded by a surface with principal curvatures at most 1. Show that R contains a unit ball.*

Recall that a region R in the Euclidean space is called strictly convex if, for any two points $x, y \in R$, any point z between x and y lies in the interior of R .

Evidently, a closed convex region is strictly convex if and only if its boundary does not contain a line segment. Note that any open convex set is strictly convex; the cube (as well as any convex polyhedron) gives an example of a non-strictly convex set.

11.8. Lemma. *Let $z = f(x, y)$ be the local description of a smooth surface Σ in tangent-normal coordinates at some point $p \in \Sigma$. Assume both principal curvatures of Σ are positive at p . Then the function f is strictly convex in a neighborhood of the origin and has a local minimum at the origin.*

In particular, the tangent plane T_p locally supports Σ from the outside at p .

Proof. Since both principal curvatures are positive, by 10.6, we have

$$D_w^2 f(0, 0) = \langle \text{Shape}_p(w), w \rangle \geq k_1(p) > 0$$

for any unit tangent vector $w \in T_p \Sigma$ (which is the (x, y) -plane).

By continuity of the function $(x, y, w) \mapsto D_w^2 f(x, y)$, we have that $D_w^2 f(x, y) > 0$ if $w \neq 0$ and (x, y) lies in a sufficiently small neighborhood of the origin. This property implies that f is a strictly convex function in a neighborhood of the origin in the (x, y) -plane (see Section 0F).

Finally, since $\nabla f(0, 0) = 0$, and f is strictly convex in a neighborhood of the origin, f has a strict local minimum at the origin. \square

11.9. Exercise. *Let Σ be a smooth surface (without boundary) with positive Gauss curvature. Show that any connected component of the intersection of Σ with a plane Π is either a single point or a smooth regular plane curve whose signed curvature has a constant sign.*

The following theorem gives a global description of surfaces with positive Gauss curvature.

11.10. Theorem. *Suppose Σ is an open or closed smooth surface with positive Gauss curvature. Then Σ bounds a strictly convex region.*

In fact, the theorem holds for surfaces with possible self-intersections. This is the so-called Hadamard theorem; it was proved by James Stoker [77], but attributed to Jacques Hadamard who proved a closely relevant statement [35, item 23].

Note that in the proof we have to use that the surface is a connected set; otherwise, a pair of disjoint spheres would give a counterexample. It

is true that *any closed smooth surface with nonnegative Gauss curvature bounds a convex region*, but the proof requires much more work.

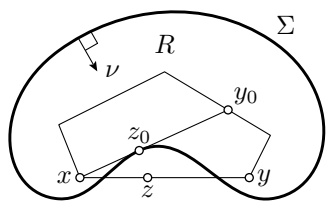
From the next proof, one can also extract the following statement: *any closed connected locally convex region in the Euclidean space is convex*.

Proof. Since the Gauss curvature is positive, we can choose a unit normal field ν on Σ so that the principal curvatures are positive at any point. Denote by R the region bounded by Σ that lies on the side of ν ; that is, ν points inside R at any point of Σ . (The region R exists by 8.1.)

Let us show that R is locally strictly convex; that is, for any point $p \in R$, the intersection of R with a small ball centered at p is strictly convex.

Indeed, suppose $z = f(x, y)$ is a local description of Σ in the tangent-normal coordinates at p . By 11.8, f is strictly convex in a neighborhood of the origin. In particular, the intersection of a small ball centered at p with the epigraph $z \geq f(x, y)$ is strictly convex.

Since Σ is connected, so is R ; moreover, any two points in the interior of R can be connected by a polygonal line in the interior of R .



Assume the interior of R is not convex; that is, there are points $x, y \in R$, and a point z between x and y that does not lie in the interior of R . Consider a polygonal line β from x to y in the interior of R . Let y_0 be the first point on β such that the chord $[x, y_0]$ touches Σ at some point, say z_0 .

Since R is locally strictly convex, $R \cap B(z_0, \varepsilon)$ is strictly convex for all sufficiently small $\varepsilon > 0$. On the other hand, z_0 lies between two points in the intersection $[x, y_0] \cap B(z_0, \varepsilon)$. Since $[x, y_0] \subset R$, we arrived to a contradiction.

Therefore, the interior of R is a convex set. Note that the region R is the closure of its interior, therefore R is convex as well.

Since R is locally strictly convex, its boundary Σ contains no line segments. Therefore, R is strictly convex. \square

11.11. Exercise. Assume a closed surface Σ surrounds a unit circle. Show that there is a point $p \in \Sigma$ with $K(p) \leq 1$.

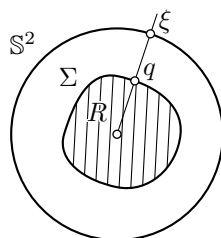
11.12. Exercise. Let Σ be a closed convex smooth surface of diameter at least π ; that is, there is a pair of points $p, q \in \Sigma$ such that $|p - q| \geq \pi$. Show that Σ has a point with Gauss curvature at most 1.

11.13. Theorem. Suppose Σ is a closed smooth convex surface. Then it is a smooth sphere; that is, Σ admits a smooth regular parametrization by \mathbb{S}^2 .

The following exercise will guide you thru the proof of the theorem.

11.14. Exercise. Assume a convex compact region R contains the origin in its interior and is bounded by a smooth surface Σ .

- (a) Show that any half-line that starts at the origin intersects Σ at a single point; that is, there is a positive function $\rho: \mathbb{S}^2 \rightarrow \mathbb{R}$ such that Σ consists of the points $q = \rho(\xi) \cdot \xi$ for $\xi \in \mathbb{S}^2$.
- (b) Show that $\rho: \mathbb{S}^2 \rightarrow \mathbb{R}$ is a smooth function. Conclude that $\xi \mapsto \rho(\xi) \cdot \xi$ is a smooth regular parametrization $\mathbb{S}^2 \rightarrow \Sigma$.

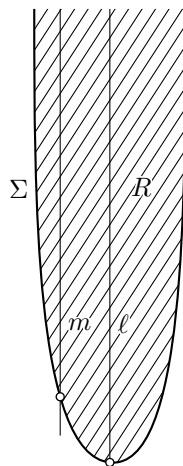


11.15. Theorem. Suppose Σ is an open smooth strictly convex surface. Then there is a coordinate system in which Σ is the graph $z = f(x, y)$ of a convex function f defined on a convex open region Ω of the (x, y) -plane.

Moreover, $f(x_n, y_n) \rightarrow \infty$ as $(x_n, y_n) \rightarrow (x_\infty, y_\infty) \in \partial\Omega$.

11.16. Exercise. Assume a strictly convex closed noncompact region R contains the origin in its interior and is bounded by a smooth surface Σ .

- (a) Show that R contains a half-line ℓ .
- (b) Show that any line m parallel to ℓ intersects Σ at most at one point.
- (c) Consider an (x, y, z) -coordinate system such that the z -axis points in the direction of ℓ . Show that the projection of Σ to the (x, y) plane is an open convex set; denote it by Ω .
- (d) Conclude that Σ is a graph $z = f(x, y)$ of a convex function f defined on Ω . (It proves the main statement in 11.15.)
- (e) Prove the last statement in 11.15.



11.17. Exercise. Show that any open surface Σ with positive Gauss curvature is a topological plane; that is, there is an embedding $\mathbb{R}^2 \rightarrow \mathbb{R}^3$ with image Σ .

Try to show that Σ is a smooth plane; that is, the embedding f can be made smooth and regular.

11.18. Exercise. Show that any open smooth surface Σ with positive Gauss curvature lies inside an infinite circular cone. In other words, there is an (x, y, z) -coordinate system in which Σ lies in the region $z \geq m \cdot \sqrt{x^2 + y^2}$ for some $m > 0$.

The following exercise is similar to Corollary 3.18.

11.19. Exercise. Assume Σ is a smooth convex surface with positive Gauss curvature and $\nu: \Sigma \rightarrow \mathbb{S}^2$ is its spherical map.

(a) Show that if Σ is closed, then $\nu: \Sigma \rightarrow \mathbb{S}^2$ is a bijection. Conclude that

$$\iint_{\Sigma} K = 4 \cdot \pi.$$

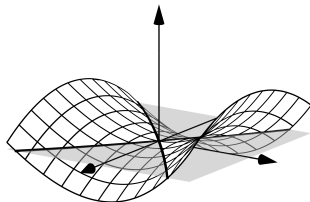
(b) Show that if Σ is open, then $\nu: \Sigma \rightarrow \mathbb{S}^2$ maps Σ bijectively into a subset of a hemisphere. Conclude that

$$\iint_{\Sigma} K \leq 2 \cdot \pi.$$

C Saddle surfaces

A surface is called saddle if its Gauss curvature at each point is nonpositive; in other words, the principal curvatures at each point have opposite signs or at least one of them is zero.

If the Gauss curvature is negative at each point, then the surface is said to be strictly saddle; equivalently, this means that the principal curvatures have opposite signs at each point. Note that in this case, the tangent plane cannot support the surface even locally — moving along the surface in the principal directions at a given point, one goes above and below the tangent plane.



11.20. Exercise. Let $f: \mathbb{R} \rightarrow \mathbb{R}$ be a smooth positive function. Show that the surface of revolution of the graph $y = f(x)$ around the x -axis is saddle if and only if f is convex; that is, if $f''(x) \geq 0$ for any x .

A surface Σ is called ruled if, for every point $p \in \Sigma$, there is a line segment $\ell_p \subset \Sigma$ passing thru p that is infinite or its endpoint(s) lie on the boundary line of Σ .

11.21. Exercise. Show that any ruled surface is saddle.

11.22. Exercise. Let Σ be an open strictly saddle surface and $f: \mathbb{R}^3 \rightarrow \mathbb{R}$ be a smooth convex function. Show that the restriction of f to Σ does not have a point of local maximum.

A tangent direction on a smooth surface with vanishing normal curvature is called asymptotic. A smooth regular curve that always runs in an asymptotic direction is called an asymptotic line.

Recall that a set R in the plane is called star-shaped if there is a point $p \in R$ such that for any $x \in R$ the line segment $[p, x]$ belongs to R .

The statement in the following exercise is due to Dmitri Panov [66].

11.23. Advanced exercise. Let γ be a closed smooth asymptotic line in the graph $z = f(x, y)$ of a smooth function f . Assume the graph is strictly saddle in a neighborhood of γ . Show that the region in the (x, y) -plane bounded by the projection $\bar{\gamma}$ of γ cannot be star-shaped.

11.24. Advanced exercise. Let Σ be a smooth surface and $p \in \Sigma$. Assume $K(p) < 0$. Show that there is a neighborhood Ω of p in Σ such that the intersection of Ω with the tangent plane T_p is a union of two smooth curves intersecting transversally at p .

D Hats

Note that a closed surface cannot be saddle. Indeed, suppose Σ is a closed surface. Consider the smallest sphere that surrounds Σ . The sphere supports Σ at some point p , and at this point, the principal curvatures must have the same sign. The following more general statement is proved using the same idea.

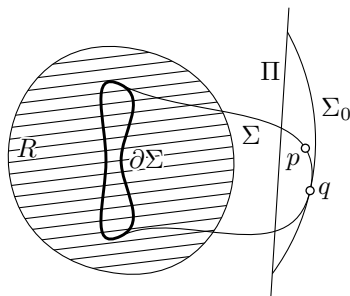
11.25. Lemma. Assume Σ is a compact saddle surface, and its boundary line lies in a closed convex region R . Then the entire surface Σ lies in R .

Remark. In the case of strictly saddle surface, the lemma can be deduced from 11.22.

Proof. Arguing by contradiction, assume there is a point $p \in \Sigma$ that does not lie in R . Let Π be a plane that separates p from R ; it exists by 0.17. Denote by Σ' the part of Σ that lies with p on the same side of Π .

Since Σ is compact, it is surrounded by a sphere; let σ be the circle of intersection of this sphere and Π . Consider the smallest spherical dome Σ_0 with boundary σ that surrounds Σ' .

Note that Σ_0 supports Σ at some point q . Without loss of generality, we may assume that Σ_0 and Σ are cooriented at q , and Σ_0 has positive principal curvatures. In this case, Σ_0 supports Δ from the outside. By 11.3, we have $K(q)_\Sigma \geq K(q)_{\Sigma_0} > 0$, a contradiction. \square



11.26. Exercise. Construct a proper saddle surface that does not lie in the convex hull of its boundary. (By 11.25 it cannot be compact.)

11.27. Exercise. Let Δ be a compact smooth regular saddle surface with boundary and $p \in \Delta$. Assume the boundary line of Δ lies in the unit sphere centered at p . Show that if Δ is a disc, then $\text{length}(\partial\Delta) \geq 2\pi$.

Show that the statement does not hold without assuming that Δ is a disc.

Remark. In fact, $\text{area } \Delta \geq \pi$; that is, the unit plane disc has the minimal possible area. The proof of this statement can be obtained by applying the so-called coarea formula together with the inequality in the exercise.

11.28. Exercise. Show that an open saddle surface cannot lie inside an infinite circular cone.

A disc Δ in a surface Σ is called a hat of Σ if its boundary line $\partial\Delta$ lies in a plane Π and $\Delta \setminus \partial\Delta$ lies on one side of Π .

11.29. Proposition. A smooth surface Σ is saddle if and only if it has no hats.

Note that a saddle surface can contain a closed plane curve. For example, the hyperboloid $x^2 + y^2 - z^2 = 1$ contains the unit circle in the (x, y) -plane. However, according to the proposition (as well as the lemma), a plane curve cannot bound a disc (as well as any compact set) in a saddle surface.

Proof. Since a plane is convex, the only-if part follows from 11.25; it remains to prove the if part.

Assume Σ is not saddle; that is, it has a point p with strictly positive Gauss curvature; or equivalently, the principal curvatures $k_1(p)$ and $k_2(p)$ have the same sign.

Let $z = f(x, y)$ be a graph representation of Σ in tangent-normal coordinates at p . Consider the set F_ε in the (x, y) -plane defined by the inequality $f(x, y) \leq \varepsilon$. By 11.8, f is convex in a small neighborhood of $(0, 0)$. Therefore, F_ε is convex, for sufficiently small $\varepsilon > 0$. In particular, F_ε is a topological disc.

Note that $(x, y) \mapsto (x, y, f(x, y))$ is a homeomorphism from F_ε to

$$\Delta_\varepsilon = \{ (x, y, f(x, y)) \in \mathbb{R}^3 : f(x, y) \leq \varepsilon \};$$

so Δ_ε is a topological disc for any small $\varepsilon > 0$. Note that the boundary line of Δ_ε lies on the plane $z = \varepsilon$, and the entire disc lies below it; that is, Δ_ε is a hat of Σ . \square

The following exercise shows that Δ_ε is in fact a smooth disc. This can be used to prove a slightly stronger version of 11.29; namely in the definition of hats one can assume that the disc is smooth.

11.30. Exercise. Let $f: \mathbb{R}^2 \rightarrow \mathbb{R}$ be a smooth strictly convex function with a minimum at the origin. Show that the set F_ε in the graph $z = f(x, y)$ defined by the inequality $f(x, y) \leq \varepsilon$ is a smooth disc for any $\varepsilon > 0$; that is, there is a diffeomorphism F_ε to the unit disc $\Delta = \{(x, y) \in \mathbb{R}^2 : x^2 + y^2 \leq 1\}$.

11.31. Exercise. Let $L: \mathbb{R}^3 \rightarrow \mathbb{R}^3$ be an affine transformation; that is, L is an invertible map $\mathbb{R}^3 \rightarrow \mathbb{R}^3$ that sends any plane to a plane. Show that for any saddle surface Σ the image $L(\Sigma)$ is also a saddle surface.

E Saddle graphs

The following theorem was proved by Sergei Bernstein [7].

11.32. Theorem. Let $f: \mathbb{R}^2 \rightarrow \mathbb{R}$ be a smooth function. Assume its graph $z = f(x, y)$ is a strictly saddle surface in \mathbb{R}^3 . Then f is not bounded; that is, there is no constant C such that $|f(x, y)| \leq C$ for any $(x, y) \in \mathbb{R}^2$.

The theorem states that a saddle graph cannot lie between two parallel horizontal planes; applying 11.31 we get that saddle graphs cannot lie between two parallel planes, not necessarily horizontal. The following exercise shows that the theorem does not hold for saddle surfaces that are not graphs.

11.33. Exercise. Construct an open strictly saddle surface that lies between two parallel planes.

Since $\exp(x - y^2) > 0$, the following exercise shows that there are strictly saddle graphs with functions bounded on one side; that is, both (upper and lower) bounds are needed in the proof of Bernstein's theorem.

11.34. Exercise. Show that the graph $z = \exp(x - y^2)$ is strictly saddle.

The following exercise gives a condition that guarantees that a saddle surface is a graph; it can be used in combination with Bernstein's theorem.

11.35. Advanced exercise. Let Σ be an open smooth strictly saddle surface in \mathbb{R}^3 . Assume there is a compact subset $K \subset \Sigma$ such that the complement $\Sigma \setminus K$ is the graph $z = f(x, y)$ of a smooth function defined in an open domain of the (x, y) -plane. Show that the surface Σ is a graph.

The following lemma gives an analogous to 11.27.

11.36. Lemma. There is no proper strictly saddle smooth surface that has its boundary line in a plane Π and lies at a bounded distance from a line contained in Π .

Proof. Note that by 11.31, the statement can be reformulated in the following way: *There is no proper strictly saddle smooth surface with its boundary line in the (x, y) -plane and contained in a region of the form:*

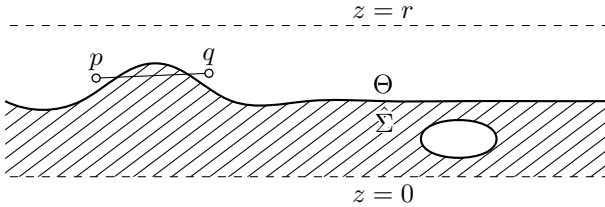
$$R = \{ (x, y, z) \in \mathbb{R}^3 : 0 \leq z \leq r, 0 \leq y \leq r \}.$$

Let us prove this statement.

Assume the contrary, let Σ be such a surface. Consider the projection $\hat{\Sigma}$ of Σ to the (x, z) -plane. It lies in the upper half-plane and below the line $z = r$.

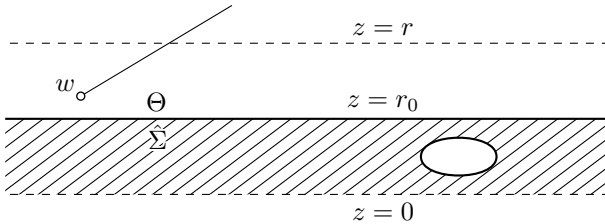
Consider the open upper half-plane $H = \{ (x, z) \in \mathbb{R}^2 : z > 0 \}$. Let Θ be the connected component of the complement $H \setminus \hat{\Sigma}$ that contains all the points above the line $z = r$.

Note that Θ is convex. If not, then there is a line segment $[p, q]$ for some $p, q \in \Theta$ that cuts from $\hat{\Sigma}$ a compact piece. Consider the plane Π



thru $[p, q]$ that is perpendicular to the (x, z) -plane. Note that Π cuts from Σ a compact region Δ . By a general position argument (see 9.11), we can assume that Δ is a compact surface with its boundary line in Π , and the remaining part of Δ lies on one side from Π . Since the plane Π is convex, this statement contradicts 11.25.

Summarizing, Θ is an open convex set of H that contains all points above $z = r$. By convexity, together with any point w , the set Θ contains all points on the half-lines that start as w and *point up*; that is, in directions with positive z -coordinate. In other words, with any point w , the set Θ contains all points with larger z -coordinates. Since Θ is open it



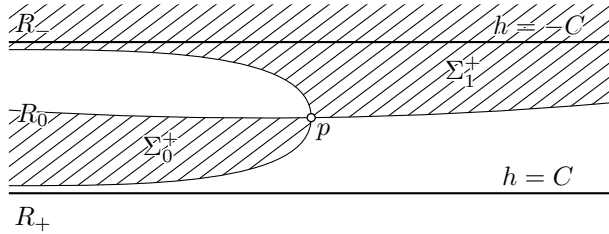
can be described by an inequality $z > r_0$. It follows that the plane $z = r_0$

supports Σ at some point (in fact at many points). By 11.1, the latter is impossible — a contradiction. \square

Proof of 11.32. Denote by Σ the graph $z = f(x, y)$. Assume the contrary; that is, Σ lies between two planes $z = \pm C$.

Note that the function f cannot be constant. It follows that the tangent plane T_p at some point $p \in \Sigma$ is not horizontal.

Denote by Σ^+ the part of Σ that lies above T_p . Note that it has at least two connected components which are approaching p from both sides in the principal direction with positive principal curvature. Indeed, if there was a curve that runs in Σ^+ and approaches p from both sides, then it would cut a disc from Σ with the boundary line above T_p and some points below it; the latter would contradict 11.25.



The surface Σ seeing from above.

Summarizing, Σ^+ has at least two connected components, denote them by Σ_0^+ and Σ_1^+ . Let $z = h(x, y) = a \cdot x + b \cdot y + c$ be the equation of T_p . Note that Σ^+ contains all points in the region

$$R_- = \{ (x, y, f(x, y)) \in \Sigma : h(x, y) < -C \}$$

which is a connected set and no points in

$$R_+ = \{ (x, y, f(x, y)) \in \Sigma : h(x, y) > C \}$$

Whence one of the connected components, say Σ_0^+ , lies in the strip

$$R_0 = \{ (x, y, f(x, y)) \in \Sigma : |h(x, y)| \leq C \}.$$

This set lies at a bounded distance from the line of intersection of T_p with the (x, y) -plane.

Let us move T_p slightly upward and cut from Σ_0^+ the piece above the obtained plane, say $\bar{\Sigma}_0^+$. By the general position argument (9.11), we can assume that $\bar{\Sigma}_0^+$ is a surface with a smooth boundary line; by construction the boundary line lies in the plane. Note that the obtained surface $\bar{\Sigma}_0^+$ still lies at a bounded distance to a line. The latter is impossible by 11.36. \square

Remarks

Note that Bernstein's theorem and the lemma in its proof do not hold for nonstrictly saddle surfaces; counterexamples can be found among infinite cylinders over smooth regular curves. In fact, it can be shown that these are the only counterexamples; a proof is based on the same idea, but it is more technical.

By 11.29, saddle surfaces can be defined as smooth surfaces without hats. This definition can be used for arbitrary surfaces, not necessarily smooth. Some results, for example, Bernshtein's characterization of saddle graphs, can be extended to generalized saddle surfaces, but this class of surfaces is far from being understood; see [3, Chapter 4] and the references therein.

Part III: Geodesics



Chapter 12

Shortest paths

A Intrinsic geometry

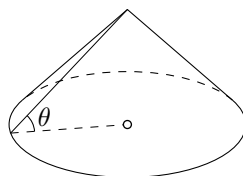
We begin to study the intrinsic geometry of surfaces. A property is called intrinsic if it can be checked by measurements inside the surface; for example, lengths of curves or angles between the curves that lie on the surface. Otherwise, if its definition essentially uses the ambient space, then it is called extrinsic.

The mean curvature, as well as the Gauss curvature, are defined via principal curvatures, which are extrinsic. Later (16.14) it will be shown that remarkably the Gauss curvature is intrinsic — it can be calculated via measurements inside the surface. The mean curvature is not intrinsic; for example, the intrinsic geometry of the (x, y) -plane is not distinguishable from the intrinsic geometry of the graph $z = (x + y)^2$. However, while the mean curvature of the former vanishes at all points, the mean curvature of the latter does not vanish, say at $p = (0, 0, 1)$.

The following exercise should help you get in the right mood; it might look like a tedious problem in calculus, but actually, it is an easy problem in geometry. We learned this problem from Joel Fine, who attributed it to Frederic Bourgeois [27].

12.1. Exercise. *A cowboy stands at the bottom of a frictionless ice-mountain formed by a cone with a circular base with the angle of inclination θ . He throws up his lasso which slips neatly over the tip of the cone, pulls it tight, and tries to climb.*

What is the critical angle θ at which the cowboy cannot climb the ice-mountain?

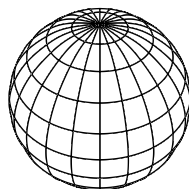


B Definition

Let p and q be two points on a surface Σ . Recall that $|p - q|_\Sigma$ denotes the induced length distance from p to q ; that is, the greatest lower bound of the lengths of paths in Σ from p to q .

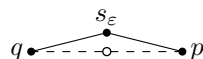
A path γ from p to q in Σ that minimizes the length is called a shortest path from p to q . The image of a shortest path between p and q in Σ is usually denoted by $[p, q]$ or $[p, q]_\Sigma$. Usually, if we write $[p, q]_\Sigma$, we are assuming that such a shortest path exists, and we have chosen one of them. In general, there might be no shortest path between two given points, and there might be many of them; this is shown in the following two examples.

Nonuniqueness. There are plenty of shortest paths between the poles of a round sphere — each meridian is a shortest path. The latter follows from 2.19.



Nonexistence. Let Σ be the (x, y) -plane with the origin removed. Consider two points $p = (1, 0, 0)$ and $q = (-1, 0, 0)$ in Σ . Let us show that *there is no shortest path from p to q in Σ* .

Note that $|p - q|_\Sigma = 2$. Indeed, given $\varepsilon > 0$, consider the point $s_\varepsilon = (0, \varepsilon, 0)$. Observe that the polygonal path $ps_\varepsilon q$ lies in Σ , and its length $2 \cdot \sqrt{1 + \varepsilon^2}$ approaches 2 as $\varepsilon \rightarrow 0$. It follows that $|p - q|_\Sigma \leq 2$. Since $|p - q|_\Sigma \geq |p - q|_{\mathbb{R}^3} = 2$, we get $|p - q|_\Sigma = 2$.



It follows that a shortest path from p to q , if it exists, must have length 2. By the triangle inequality, any curve of length 2 from p to q must run along the line segment $[p, q]$; in particular, it must pass thru the origin. Since the origin does not lie in Σ , there is no shortest from p to q in Σ .

12.2. Proposition. *Any two points in a proper smooth surface (possibly nonempty boundary) can be joined by a shortest path.*

Proof. Choose two points p and q in a proper smooth surface Σ . Set $\ell = |p - q|_\Sigma$.

Since Σ is smooth, the points p and q can be joined by a piecewise smooth path in Σ . Since any such path is rectifiable, ℓ has to be finite.

By the definition of induced length-metric (Section 2G), there is a sequence of paths γ_n from p to q in Σ such that

$$\text{length } \gamma_n \rightarrow \ell \quad \text{as } n \rightarrow \infty.$$

Without loss of generality, we may assume that $\text{length } \gamma_n < \ell + 1$ for any n , and each γ_n is parametrized proportional to its arc-length. In

particular, each path $\gamma_n: [0, 1] \rightarrow \Sigma$ is $(\ell + 1)$ -Lipschitz; that is,

$$|\gamma(t_0) - \gamma(t_1)| \leq (\ell + 1) \cdot |t_0 - t_1|$$

for any $t_0, t_1 \in [0, 1]$.

Note that the image of γ_n lies in the closed ball $\bar{B}[p, \ell + 1]$ for any n . It follows that the coordinate functions of γ_n are uniformly equicontinuous and uniformly bounded. By the Arzelà–Ascoli theorem (0.22), there is a convergent subsequence of γ_n , and its limit, say $\gamma_\infty: [0, 1] \rightarrow \mathbb{R}^3$, is continuous; that is, γ_∞ is a path. Evidently, γ_∞ runs from p to q ; in particular

$$\text{length } \gamma_\infty \geq \ell.$$

Since Σ is a closed set, γ_∞ lies in Σ .

Since length is semicontinuous (2.17), $\text{length } \gamma_\infty \leq \ell$. Therefore, $\text{length } \gamma_\infty = \ell$; equivalently, γ_∞ is a shortest path from p to q . \square

C Closest-point projection

The following statement belongs to convex geometry; we give prove it since it plays a significant role in the sequel.

12.3. Lemma. *Let R be a closed convex set in \mathbb{R}^3 . Then for every point $p \in \mathbb{R}^3$ there is a unique point $\bar{p} \in R$ that minimizes the distance to R ; that is, $|p - \bar{p}| \leq |p - x|$ for any point $x \in R$.*

Moreover, the map $p \mapsto \bar{p}$ is short; that is,

$$\bullet \quad |p - q| \geq |\bar{p} - \bar{q}|$$

for any pair of points $p, q \in \mathbb{R}^3$.

The map $p \mapsto \bar{p}$ is called the *closest-point projection*; it maps the Euclidean space to R . Note that if $p \in R$, then $\bar{p} = p$.

Proof. Fix a point p , and set

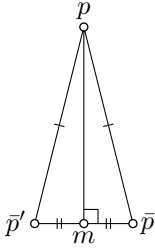
$$\ell = \inf \{ |p - x| : x \in R \}.$$

Choose a sequence $x_n \in R$ such that $|p - x_n| \rightarrow \ell$ as $n \rightarrow \infty$.

Without loss of generality, we can assume that all the points x_n lie in a ball of radius $\ell + 1$ centered at p . Therefore, we can pass to a partial limit \bar{p} of x_n ; that is, \bar{p} is a limit of a subsequence of x_n . Since R is closed, $\bar{p} \in R$. By construction

$$|p - \bar{p}| = \lim_{n \rightarrow \infty} |p - x_n| = \ell.$$

Hence, the existence follows.

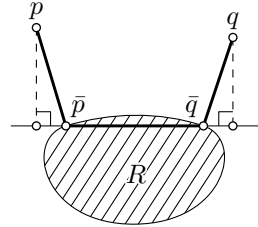


Assume there are two distinct points $\bar{p}, \bar{p}' \in R$ that minimize the distance to p . Since R is convex, their midpoint $m = \frac{1}{2} \cdot (\bar{p} + \bar{p}')$ lies in R . Note that $|p - \bar{p}| = |p - \bar{p}'| = \ell$; that is, the triangle $[p\bar{p}\bar{p}']$ is isosceles, and therefore the triangle $[p\bar{p}m]$ is right with the right angle at m . Since a leg of a right triangle is shorter than its hypotenuse, we have $|p - m| < \ell$, a contradiction.

It remains to prove ❶. We can assume that $\bar{p} \neq \bar{q}$; otherwise, there is nothing to prove.

Note that if $\angle[\bar{p}\bar{q}] < \frac{\pi}{2}$, then $|p - x| < |p - \bar{p}|$ for some point $x \in [\bar{p}, \bar{q}]$. Since $[\bar{p}, \bar{q}] \subset K$, the latter is impossible.

Therefore, $p = \bar{p}$ or $\angle[\bar{p}\bar{q}] \geq \frac{\pi}{2}$. In both cases, the orthogonal projection of p to the line $\bar{p}\bar{q}$ lies behind \bar{p} , or coincides with \bar{p} . The same way we show that the orthogonal projection of q to the line $\bar{p}\bar{q}$ lies behind \bar{q} , or coincides with \bar{q} . It implies that the orthogonal projection of the line segment $[p, q]$ to the line $\bar{p}\bar{q}$ contains the line segment $[\bar{p}, \bar{q}]$. Whence ❶ follows. \square



D Shortest paths on convex surfaces

12.4. Theorem. Assume a surface Σ bounds a closed convex region R , and $p, q \in \Sigma$. Denote by W the outer closed region of Σ ; in other words, W is the union of Σ and the complement of R . Then

$$\text{length } \gamma \geq |p - q|_{\Sigma}$$

for any path γ in W from p to q . Moreover, if γ does not lie in Σ , then the inequality is strict.

Proof. Consider the closest-point projection $\bar{\gamma}$ of γ . Note that $\bar{\gamma}$ lies in Σ and connects p to q ; therefore,

$$\text{length } \bar{\gamma} \geq |p - q|_{\Sigma}.$$

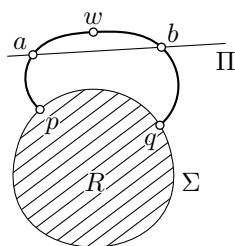
To prove the first statement, it remains to show that

$$\text{❷} \quad \text{length } \gamma \geq \text{length } \bar{\gamma}.$$

Consider a polygonal line $\bar{p}_0 \dots \bar{p}_n$ inscribed in $\bar{\gamma}$. Let $p_0 \dots p_n$ be the corresponding polygonal line inscribed in γ ; that is $p_i = \gamma(t_i)$ if $\bar{p}_i = \bar{\gamma}(t_i)$. By 12.3 $|p_i - p_{i-1}| \geq |\bar{p}_i - \bar{p}_{i-1}|$ for any i . Therefore,

$$\text{length } p_0 \dots p_n \geq \text{length } \bar{p}_0 \dots \bar{p}_n.$$

Passing to the least upper bound of each side of the inequality for all inscribed polygonal lines $p_0 \dots p_n$ in γ , we get ②.



It remains to prove the second statement. Suppose there is a point $w = \gamma(t_1) \notin \Sigma$; note that $w \notin R$. By the separation lemma (0.17), there is a plane Π that cuts w from Σ .

The curve γ must intersect Π at two points: one point before t_1 and one after. Let $a = \gamma(t_0)$ and $b = \gamma(t_2)$ be these points. Note that the arc of γ from a to b is strictly longer than $|a - b|$; indeed its length is at least $|a - w| + |w - b|$, and $|a - w| + |w - b| > |a - b|$ since $w \notin [a, b]$.

Remove from γ the arc from a to b , and replace it with the line segment $[a, b]$; denote the obtained curve by γ_1 . From above, we have that

$$\text{length } \gamma > \text{length } \gamma_1$$

Note that γ_1 runs in W . Therefore, by the first part of the corollary, we have

$$\text{length } \gamma_1 \geq |p - q|_\Sigma.$$

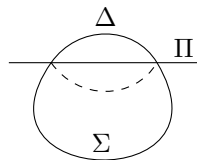
Whence the second statement follows. \square

12.5. Exercise. Suppose Σ is an open or closed smooth surface with positive Gauss curvature, and ν is the unit normal field on Σ . Show that

$$|p - q|_\Sigma \leq 2 \cdot \frac{|p - q|}{|\nu(p) + \nu(q)|}$$

for any two points $p, q \in \Sigma$.

12.6. Exercise. Suppose Σ is a closed smooth surface that bounds a convex region R in \mathbb{R}^3 and Π is a plane that cuts a hat Δ from Σ . Assume the reflection of the interior of Δ across Π lies in the interior of R . Show that Δ is convex with respect to the intrinsic metric of Σ ; that is, if both endpoints of a shortest path in Σ lie in Δ , then the entire path lies in Δ .



Let us define the intrinsic diameter of a closed surface Σ as the least upper bound of the lengths of shortest paths in the surface.

12.7. Exercise. Assume a closed smooth surface Σ with positive Gauss curvature lies in a unit ball B .

- Show that the intrinsic diameter of Σ cannot exceed π .
- Show that the area of Σ cannot exceed 4π .

Chapter 13

Geodesics

A Definition

A smooth curve γ in a smooth surface Σ is called a geodesic if, for any t , the acceleration $\gamma''(t)$ is perpendicular to the tangent plane $T_{\gamma(t)}$.

13.1. Exercise. *Show that the helix $\gamma(t) := (\cos t, \sin t, t)$ is a geodesic on the cylindrical surface defined by the equation $x^2 + y^2 = 1$.*

Physically, geodesics can be understood as the trajectories of particles that slide on Σ without friction. Indeed, since there is no friction, the force that keeps the particle on Σ must be perpendicular to Σ . Therefore, by Newton's second law of motion, we get that the acceleration γ'' is perpendicular to $T_{\gamma(t)}$.

From a physics point of view, the following lemma is a corollary of the law of conservation of energy.

13.2. Lemma. *Let γ be a geodesic in a smooth surface Σ . Then $|\gamma'|$ is constant.*

Moreover, for any $\lambda \in \mathbb{R}$, the curve $\gamma_\lambda := \gamma(\lambda \cdot t)$ is a geodesic as well. In other words, any geodesic has a constant speed, and multiplying its parameter by a constant yields another geodesic.

Proof. Since $\gamma'(t)$ is a tangent vector at $\gamma(t)$, we have that $\gamma''(t) \perp \gamma'(t)$, or equivalently $\langle \gamma'', \gamma' \rangle = 0$ for any t . Whence

$$\langle \gamma', \gamma' \rangle' = 2 \cdot \langle \gamma'', \gamma' \rangle = 0.$$

That is, $|\gamma'|^2 = \langle \gamma', \gamma' \rangle$ is constant.

The second part follows since $\gamma''_\lambda(t) = \lambda^2 \cdot \gamma''(\lambda t)$. □

The statement in the following exercise is called Clairaut's relation; it can be obtained from the lemma above and the conservation of angular momentum.

13.3. Exercise. Let γ be a geodesic on a smooth surface of revolution. Suppose $r(t)$ denotes the distance from $\gamma(t)$ to the axis of rotation and $\theta(t)$ — the angle between $\gamma'(t)$ and the latitudinal circle thru $\gamma(t)$.

Show that the value $r(t) \cdot \cos \theta(t)$ is constant.

Recall that an asymptotic line is a curve in the surface with vanishing normal curvature.

13.4. Exercise. Assume a curve γ is a geodesic and, at the same time, an asymptotic line of a smooth surface Σ . Show that γ is a straight-line segment.

13.5. Exercise. Assume a smooth surface Σ is mirror-symmetric with respect to a plane Π . Suppose Σ and Π intersect along a smooth regular curve γ . Show that γ , parametrized by arc-length, is a geodesic on Σ .

B Existence and uniqueness

The following proposition says that the position of a particle that travels without friction depends smoothly on its initial position, initial velocity, and time.

13.6. Proposition. Let Σ be a smooth surface without boundary. Given a tangent vector v to Σ at a point p , there is a unique geodesic $\gamma: \mathbb{I} \rightarrow \Sigma$ defined on a maximal open interval $\mathbb{I} \ni 0$ that starts at p with velocity vector v ; that is, $\gamma(0) = p$ and $\gamma'(0) = v$.

Moreover,

- (a) the map $(p, v, t) \mapsto \gamma(t)$ is smooth in its domain of definition.
- (b) if Σ is proper, then $\mathbb{I} = \mathbb{R}$; that is, the maximal interval is the entire real line.

A surface that satisfies the conclusion of (b) for any tangent vector v is said to be geodesically complete. So part (b) says that any proper surface is geodesically complete. The latter statement is a part of the Hopf–Rinow theorem [37].

The proof of this proposition uses the theorem on the existence of solutions for an initial value problem (0.28). The following lemma shows that the condition of being a geodesic can be stated as a second-order differential equation.

13.7. Lemma. Let f be a smooth function defined on an open domain in \mathbb{R}^2 . A smooth curve $t \mapsto \gamma(t) = (x(t), y(t), z(t))$ is a geodesic in the

graph $z = f(x, y)$ if and only if $z(t) = f(x(t), y(t))$ for any t and the functions $t \mapsto x(t)$ and $t \mapsto y(t)$ satisfy the following differential equation

$$\begin{cases} x'' = g(x, y, x', y'), \\ y'' = h(x, y, x', y'), \end{cases}$$

where g and h are smooth functions of four variables determined by f .

The proof of the lemma is done by direct calculations.

Proof. In the following calculations, we often omit the arguments; in other words, we may use shortcuts $x = x(t)$, $f = f(x, y) = f(x(t), y(t))$, and so on.

First, let us express $z''(t)$ in terms of f , $x(t)$, and $y(t)$.

$$\begin{aligned} z'' &= f(x, y)'' = \\ \textcircled{1} \quad &= (f_x \cdot x' + f_y \cdot y')' = \\ &= f_{xx} \cdot (x')^2 + f_x \cdot x'' + 2 \cdot f_{xy} \cdot x' \cdot y' + f_{yy} \cdot (y')^2 + f_y \cdot y''. \end{aligned}$$

Observe that the equation

$$\textcircled{2} \quad \gamma''(t) \perp T_{\gamma(t)}$$

means that γ'' is perpendicular to the two basis vectors in $T_{\gamma(t)}$. Therefore, the vector equation $\textcircled{2}$ can be rewritten as the following system of two real equations

$$\begin{cases} \langle \gamma'', s_x \rangle = 0, \\ \langle \gamma'', s_y \rangle = 0, \end{cases}$$

where $s(x, y) := (x, y, f(x, y))$, $x = x(t)$, and $y = y(t)$. Observe that $s_x = (1, 0, f_x)$ and $s_y = (0, 1, f_y)$. Since $\gamma'' = (x'', y'', z'')$, we can rewrite the system in the following way:

$$\begin{cases} x'' + f_x \cdot z'' = 0, \\ y'' + f_y \cdot z'' = 0. \end{cases}$$

It remains to plug in $\textcircled{1}$ for z'' , combine the similar terms, and simplify. \square

Proof of 13.6. Let $z = f(x, y)$ be a description of Σ in tangent-normal coordinates at p . By Lemma 13.7, the condition $\gamma''(t) \perp T_{\gamma(t)}$ can be written as a second-order differential equation. Applying the existence and uniqueness of the initial value problem (0.28) we get the existence and uniqueness of a geodesic γ in a small interval $(-\varepsilon, \varepsilon)$ for some $\varepsilon > 0$.

Let us extend γ to a maximal open interval \mathbb{I} . Suppose there is another geodesic γ_1 with the same initial data that is defined on a maximal open

interval \mathbb{I}_1 . Suppose γ_1 splits from γ at some time $t_0 > 0$; that is, γ_1 coincides with γ on the interval $[0, t_0)$, but they are different on any interval $[0, t_0 + \delta)$ for $\delta > 0$. By continuity, $\gamma_1(t_0) = \gamma(t_0)$, and $\gamma'(t_0) = \gamma'(t_0)$. Applying uniqueness of the initial value problem (0.28) again, we get that γ_1 coincides with γ in a small neighborhood of t_0 — a contradiction.

The same argument shows that γ_1 cannot split from γ at $t_0 < 0$. It follows that $\gamma_1 = \gamma$; in particular, $\mathbb{I}_1 = \mathbb{I}$.

Part (a) follows since the solution of the initial value problem depends smoothly on the initial data (0.28).

Assume (b) does not hold; that is, the maximal interval \mathbb{I} is a proper subset of the real line \mathbb{R} . Without loss of generality, we may assume that $b = \sup \mathbb{I} < \infty$. (If not, switch the direction of γ .)

By 13.2 $|\gamma'|$ is constant; in particular, $t \mapsto \gamma(t)$ is a uniformly continuous function. Therefore, the limit point $q = \lim_{t \rightarrow b} \gamma(t)$ is defined. Since Σ is a proper surface, $q \in \Sigma$.

Applying the argument above in a tangent-normal coordinate chart at q , we conclude that γ can be extended as a geodesic beyond q . Therefore, \mathbb{I} is not maximal — a contradiction. \square

13.8. Exercise. *Let Σ be a smooth torus of revolution; that is, a smooth surface of revolution with a closed generatrix. Show that any closed geodesic on Σ is noncontractible.*

(In other words, if $s: \mathbb{R}^2 \rightarrow \Sigma$ is the natural bi-periodic parametrization of Σ , then there is no closed curve γ in \mathbb{R}^2 such that $s \circ \gamma$ is a geodesic.)

C Exponential map

Let Σ be a smooth surface and $p \in \Sigma$. Given a tangent vector $v \in T_p$, consider a geodesic γ_v in Σ that starts at p with initial velocity v ; that is, $\gamma(0) = p$ and $\gamma'(0) = v$.

The map

$$\exp_p: v \mapsto \gamma_v(1)$$

is called exponential.¹ By 13.6, the map $\exp_p: T_p \rightarrow \Sigma$ is smooth, and it is defined in a neighborhood of zero in the tangent plane T_p . Moreover, if Σ is proper, then \exp_p is defined on the entire plane T_p .

The exponential map is defined on the tangent plane, which is a smooth surface, and its target is another smooth surface. Observe that one can identify the plane T_p with its tangent plane $T_0 T_p$ so the differential $d_0(\exp_p): v \mapsto D_v \exp_p$ maps T_p to itself. Furthermore, note that by

¹There is a good reason to call this map exponential, but it is far from the subject.

Lemma 13.2, this differential is the identity map; that is, $d_0 \exp_p(v) = v$ for any $v \in T_p$.

Summarizing, we get the following statement:

13.9. Observation. *Let Σ be a smooth surface and $p \in \Sigma$. Then:*

- (a) *The exponential map \exp_p is smooth, and its domain $\text{Dom}(\exp_p)$ contains a neighborhood of the origin in T_p . Moreover, if Σ is proper, then $\text{Dom}(\exp_p) = T_p$*
- (b) *The differential $d_0(\exp_p): T_p \rightarrow T_p$ is the identity map.*

In fact, it is easy to see that $\text{Dom}(\exp_p)$ — the domain of definition of \exp_p — is an open star-shaped region of T_p ; the latter means that if $v \in \text{Dom}(\exp_p)$, then $\lambda \cdot v \in \text{Dom}(\exp_p)$ for any $0 \leq \lambda \leq 1$.

13.10. Proposition. *Let p be a point on a smooth surface Σ (without boundary). Then there is $r_p > 0$ such that the exponential map \exp_p is defined on the open ball $B_p := B(0, r_p)_{T_p}$, and the restriction $\exp_p|_{B_p}$ is a smooth regular parametrization of a neighborhood of p in Σ .*

Moreover, we have local control on r_p ; that is, for any $q \in \Sigma$ there is $\varepsilon > 0$ such that if $|p - q|_\Sigma < \varepsilon$, then $r_p \geq \varepsilon$.

The proof of the proposition uses the observation and the inverse function theorem (0.24).

Proof. Let $z = f(x, y)$ be a local graph representation of Σ in tangent-normal coordinates at p . In this case, the (x, y) -plane coincides with the tangent plane T_p .

Denote by s the composition of the exponential map \exp_p with the orthogonal projection $(x, y, z) \mapsto (x, y)$. By 13.9, the differential $d_0 s$ is the identity; in other words, the Jacobian matrix of this map at 0 is the identity. Applying the inverse function theorem (0.24) we get the first part of the proposition.

The second part of the inverse function theorem (0.24) guarantees that for a given point $q \in \Sigma$, the radii of the balls B_p for all points p sufficiently close to q can be taken uniformly bounded below by a positive number $\varepsilon_q > 0$. \square

Given $p \in \Sigma$, the least upper bound on r_p that satisfies 13.10 is called the injectivity radius of Σ at p ; it is denoted by $\text{inj}(p)$. The proposition states that the injectivity radius is positive and locally bounded away from zero. In fact, the function $\text{inj}: \Sigma \rightarrow (0, \infty]$ is continuous; the latter was proved by Wilhelm Klingenberg [32, 5.4].

The proof of the following statement will be indicated in 16.5.

13.11. Proposition. *Let p be a point on a smooth surface Σ (without boundary). If \exp_p is injective in $B_p = B(0, r)_{T_p}$, then the restriction $\exp_p|_{B_p}$ is a diffeomorphism between B_p and its image in Σ .*

In other words, the injectivity radius at p can be defined as the least upper bound on the r such that \exp_p is injective in the ball $B(0, r)_{T_p}$.

D Shortest paths are geodesics

13.12. Proposition. *Let Σ be a smooth surface. Then any shortest path γ in Σ parametrized proportional to its arc-length is a geodesic in Σ . In particular, γ is a smooth curve.*

A partial converse to the first statement also holds: a sufficiently short arc of any geodesic is a shortest path. More precisely, any point p in Σ has a neighborhood U such that any geodesic that lies entirely in U is a shortest path.

As one can see from the following exercise, geodesics might fail to be shortest. A geodesic that is also a shortest path is called a minimizing geodesic.

13.13. Exercise. *Let Σ be the cylindrical surface described by the equation $x^2 + y^2 = 1$. Show that the helix $\gamma: [0, 2\pi] \rightarrow \Sigma$ defined by $\gamma(t) := (\cos t, \sin t, t)$ is a geodesic, but not a shortest path on Σ .*

A formal proof of the proposition will be given in Section 16B.

The following informal physical explanation might be sufficiently convincing. In fact, if one assumes that γ is smooth, then it is easy to convert this explanation into a rigorous proof.

Informal explanation. Let us think about a shortest path γ as a stable position of a stretched elastic thread that is forced to lie on a frictionless surface. Since it is frictionless, the force density $\mathbf{N} = \mathbf{N}(t)$ that keeps γ in the surface must be proportional to the normal vector to the surface at $\gamma(t)$.

The tension in the thread has to be the same at all points. (Otherwise, the thread would move back or forth, and it would not be stable.) Denote the tension by τ .

We can assume that γ has unit speed; in this case, the net force from tension along the arc $\gamma_{[t_0, t_1]}$ is $\tau \cdot (\gamma'(t_1) - \gamma'(t_0))$. Hence, the density of the net force from tension at t_0 is

$$\begin{aligned} \mathbf{F}(t_0) &= \lim_{t_1 \rightarrow t_0} \tau \cdot \frac{\gamma'(t_1) - \gamma'(t_0)}{t_1 - t_0} = \\ &= \tau \cdot \gamma''(t_0). \end{aligned}$$

According to Newton's second law of motion, we have $\mathbf{F} + \mathbf{N} = 0$. The latter implies that $\gamma''(t) \perp T_{\gamma(t)}\Sigma$. □

13.14. Corollary. *Let Σ be a smooth surface, $p \in \Sigma$ and $r \leq \text{inj}(p)$. Then the exponential map \exp_p is a diffeomorphism from $B(0, r)_{T_p}$ to $B(p, r)_\Sigma$.*

Proof. By 13.11, the restriction of \exp_p to $B_p = B(0, r)_{T_p}$ is a diffeomorphism to its image $\exp_p(B_p) \subset \Sigma$.

Evidently, $B(p, r)_\Sigma \supset \exp_p(B_p)$. By 13.12, $B(p, r)_\Sigma \subset \exp_p(B_p)$, hence the result. \square

According to the corollary, the restriction $\exp_p|_{T_p}$ admits an inverse map called the logarithmic map at p ; it is denoted by

$$\log_p: B(p, r)_\Sigma \rightarrow B(0, r)_{T_p}.$$

Note that according to the proposition above, any shortest path parametrized by its arc-length is a smooth curve. This observation helps to solve the following two exercises:

13.15. Exercise. *Show that two distinct shortest paths can cross each other at most once. More precisely, if two shortest paths have two distinct common points p and q , then either p and q are the endpoints of both shortest paths, or both shortest paths share a common arc from p to q .*

Show by an example that nonoverlapping geodesics can cross each other an arbitrary number of times.

13.16. Exercise. *Assume a smooth surface Σ is mirror-symmetric with respect to a plane Π . Show that no shortest path α in Σ can cross Π more than once.*

In other words, if you travel along α , then you go from one side of Π to the other at most once.

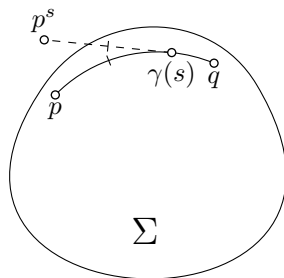
13.17. Advanced exercise. *Let Σ be a smooth closed strictly convex surface in \mathbb{R}^3 and $\gamma: [0, \ell] \rightarrow \Sigma$ be a unit-speed minimizing geodesic. Set $p = \gamma(0)$, $q = \gamma(\ell)$, and*

$$p^s = \gamma(s) - s \cdot \gamma'(s),$$

where $\gamma'(s)$ denotes the velocity vector of γ at s .

Show that for any $s \in (0, \ell)$, one cannot see q from p^s ; that is, the line segment $[p^s, q]$ intersects Σ at a point distinct from q .

Show that the statement does not hold without assuming that γ is minimizing.



E Liberman's lemma

The following lemma is a smooth analog of a lemma proved by Joseph Liberman [55].

13.18. Lemma. *Let f be a smooth locally convex function defined on an open subset of the plane. Suppose $t \mapsto \gamma(t) = (x(t), y(t), z(t))$ is a unit-speed geodesic on the graph $z = f(x, y)$. Then $t \mapsto z(t)$ is a convex function; that is, $z''(t) \geq 0$ for any t .*

Proof. Choose the orientation on the graph so that the unit normal vector ν always points up; that is, ν has a positive z -coordinate at each point. Let us use the shortcut $\nu(t)$ for $\nu(\gamma(t))$.

Since γ is a geodesic, we have $\gamma''(t) \perp T_{\gamma(t)}$, or equivalently $\gamma''(t)$ is proportional to $\nu(t)$ for any t . Furthermore,

$$\gamma'' = k \cdot \nu,$$

where $k = k(t)$ is the normal curvature at $\gamma(t)$ in the direction of $\gamma'(t)$.

Therefore,

$$\textcircled{3} \quad z'' = k \cdot \cos \theta,$$

where $\theta = \theta(t)$ denotes the angle between $\nu(t)$ and the z -axis.

Since ν points up, we have $\theta(t) < \frac{\pi}{2}$, or equivalently

$$\cos \theta > 0.$$

Since f is convex, we have that the tangent plane supports the graph from below at any point; in particular, $k(t) \geq 0$ for any t . It follows that the right-hand side in $\textcircled{3}$ is nonnegative; whence the statement follows. \square

13.19. Exercise. *Let Σ be the graph of a locally convex function defined on an open subset of the plane. Show that Σ has no closed geodesics.*

13.20. Exercise. *Assume γ is a unit-speed geodesic on a smooth convex surface Σ , and a point p lies in the interior of the convex set bounded by Σ . Set $\rho(t) = |p - \gamma(t)|^2$. Show that $\rho''(t) \leq 2$ for any t .*

F Total curvature of geodesics

Recall that $\Phi(\gamma)$ denotes the total curvature of curve γ .

13.21. Exercise. *Let γ be a geodesic on an oriented smooth surface Σ with unit normal field ν . Show that*

$$\text{length}(\nu \circ \gamma) \geq \Phi(\gamma).$$

13.22. Theorem. Assume Σ is the graph $z = f(x, y)$ of a convex ℓ -Lipschitz function f defined on an open set in the (x, y) -plane. Then the total curvature of any geodesic in Σ is at most $2 \cdot \ell$.

This theorem was first proved by Vladimir Usov [84]; an amusing generalization was found by David Berg [6].

Proof. Let $t \mapsto \gamma(t) = (x(t), y(t), z(t))$ be a unit-speed geodesic on Σ . According to Liberman's lemma (13.18), the function $t \mapsto z(t)$ is convex.

Since the slope of f is at most ℓ , we have

$$|z'(t)| \leq \frac{\ell}{\sqrt{1 + \ell^2}}.$$

If γ is defined on the interval $[a, b]$, then

$$\begin{aligned} \textcircled{4} \quad \int_a^b z''(t) dt &= z'(b) - z'(a) \leq \\ &\leq 2 \cdot \frac{\ell}{\sqrt{1 + \ell^2}}. \end{aligned}$$

Also, note that z'' is the projection of γ'' to the z -axis. Since f is ℓ -Lipschitz, the tangent plane $T_{\gamma(t)}\Sigma$ cannot have a slope greater than ℓ for any t . Because γ'' is perpendicular to that plane, we have that

$$|\gamma''(t)| \leq z''(t) \cdot \sqrt{1 + \ell^2}.$$

By $\textcircled{4}$, we get that

$$\begin{aligned} \Phi(\gamma) &= \int_a^b |\gamma''(t)| \cdot dt \leq \\ &\leq \sqrt{1 + \ell^2} \cdot \int_a^b z''(t) \cdot dt \leq \\ &\leq 2 \cdot \ell. \end{aligned}$$

□

13.23. Exercise. Note that the graph $z = \ell \cdot \sqrt{x^2 + y^2}$ with the origin removed is a smooth surface; denote it by Σ . Show that any both-side-infinite geodesic γ in Σ has total curvature exactly $2 \cdot \ell$.

The exercise implies that the estimate in Usov's theorem is optimal. To see this, mollify the function $f(x, y) = \ell \cdot \sqrt{x^2 + y^2}$ in a small neighborhood of the origin while keeping it convex and ℓ -Lipschitz. Note that

we can assume that the geodesic γ does not enter the smoothed part of the graph.

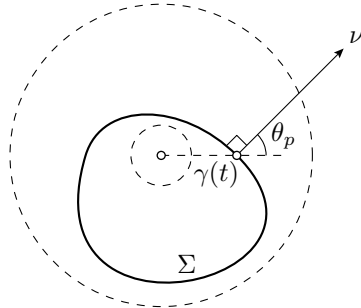
13.24. Exercise. Assume f is a smooth convex $\frac{3}{2}$ -Lipschitz function defined on the (x, y) -plane. Show that any geodesic γ on the graph $z = f(x, y)$ is simple; that is, it has no self-intersections.

Construct a convex 2-Lipschitz function defined on the (x, y) -plane with a nonsimple geodesic γ in its graph $z = f(x, y)$.

13.25. Theorem. Suppose a smooth surface Σ bounds a convex set K in the Euclidean space. Assume $B(0, \varepsilon) \subset K \subset B(0, 1)$. Then the total curvatures of any shortest path in Σ can be bounded in terms of ε .

The following exercise will guide you thru the proof of the theorem.

13.26. Exercise. Let Σ be as in the theorem, and γ be a unit-speed shortest path in Σ . Denote by $\nu(t)$ the unit normal vector at $\gamma(t)$ that points outside Σ ; denote by $\theta(t)$ the angle between $\nu(t)$ and the direction from the origin to $\gamma(t)$. Set $\rho(t) = |\gamma(t)|^2$; denote by $k(t)$ the curvature of γ at t .



- (a) Show that $\cos[\theta(t)] \geq \varepsilon$ for any t .
- (b) Show that $|\rho'(t)| \leq 2$ for any t .
- (c) Show that

$$\rho''(t) = 2 - 2 \cdot k(t) \cdot \cos \theta(t) \cdot |\gamma(t)|$$

for any t .

- (d) Use the closest-point projection from the unit sphere to Σ to show that

$$\text{length } \gamma \leq \pi.$$

- (e) Conclude that $\Phi(\gamma) \leq 100/\varepsilon^2$.

Remark. The obtained bound of the total curvature goes to infinity as $\varepsilon \rightarrow 0$, but there is a bound that is independent of ε ; it is a result of Nina Lebedeva and the first author [52]. According to Exercise 13.21, this statement would also follow if the length of the spherical image of γ could be bounded above; that is, if $\text{length}(\nu \circ \gamma) \leq C$ for a universal constant C . The latter was conjectured by Aleksei Pogorelov [73]; counterexamples to the different forms of this conjecture were found by Viktor Zalgaller [86], Anatoliy Milka [59], and Vladimir Usov [84]; these results were partly rediscovered later by János Pach [64].

Chapter 14

Parallel transport

A Parallel tangent fields

Let Σ be a smooth surface in the Euclidean space and $\gamma: [a, b] \rightarrow \Sigma$ be a smooth curve. A smooth vector-valued function $t \mapsto v(t) \in \mathbb{R}^3$ is called a tangent field along γ if the vector $v(t)$ lies in the tangent plane $T_{\gamma(t)}\Sigma$ for each t .

A tangent field $v(t)$ on γ is called parallel if $v'(t) \perp T_{\gamma(t)}\Sigma$ for any t .

In general, the family of tangent planes $T_{\gamma(t)}\Sigma$ is not parallel. Therefore, one cannot expect to have a truly parallel family $v(t)$ with $v' \equiv 0$. The condition $v'(t) \perp T_{\gamma(t)}\Sigma$ means that the family is *as parallel as possible* — it rotates together with the tangent plane but does not rotate inside the plane.

Note that by the definition of geodesic, the velocity field $v(t) = \gamma'(t)$ of any geodesic γ is parallel on γ .

14.1. Exercise. Let Σ be a smooth surface in the Euclidean space, $\gamma: [a, b] \rightarrow \Sigma$ a smooth curve. Suppose $v(t)$, $w(t)$ are parallel vector fields along γ .

(a) Show that $|v(t)|$ is constant.

(b) Show that the angle $\theta(t)$ between $v(t)$ and $w(t)$ is constant.

B Parallel transport

14.2. Proposition. Let Σ be a smooth surface in the Euclidean space and $\gamma: [a, b] \rightarrow \Sigma$ be a smooth curve. Assume $p = \gamma(a)$ and $q = \gamma(b)$.

Given a tangent vector $w \in T_p$ there is a unique parallel field $w(t)$ along γ such that $w(a) = w$.

The vector $w(b) \in T_q$ is called the parallel transport of $w(a)$ along γ in Σ .

The parallel transport along γ will be denoted by ι_γ ; so we can write $w(b) = \iota_\gamma(w(a))$ or $w(b) = \iota_\gamma(w(a))_\Sigma$ if we need to emphasize that γ lies on the surface Σ . From Exercise 14.1, it follows that parallel transport $\iota_\gamma: T_p \rightarrow T_q$ is an isometry. In general, the parallel transport $\iota_\gamma: T_p \rightarrow T_q$ depends on the choice of γ ; that is, for another curve γ_1 connecting p to q in Σ , the parallel transports ι_{γ_1} and ι_γ might be different.

Sketch of proof. Assume γ lies in a local chart $(u, v) \mapsto s(u, v)$ of Σ ; so $\gamma(t) = s(u(t), v(t))$ for some smooth functions $t \mapsto u(t)$ and $t \mapsto v(t)$. Set

$$u(t) = s_u(u(t), v(t)), \quad v(t) = s_v(u(t), v(t)), \quad \text{and} \quad \nu(t) = \nu(\gamma(t)).$$

The conditions $w(t) \in T_{\gamma(t)}$ and $w'(t) \perp T_{\gamma(t)}$ can be written as a system of equations:

$$\begin{cases} \langle w(t), \nu(t) \rangle = 0, \\ \langle w'(t), u(t) \rangle = 0, \\ \langle w'(t), v(t) \rangle = 0. \end{cases}$$

Rewriting this system in components of u , v , w , and ν produces a system of ordinary differential equations on the components of w . Applying 0.28, we get a solution w . By 14.1, $|w|$ is constant; therefore 0.28 implies that w is defined on the whole interval $[a, b]$.

If γ is not covered by one chart we can subdivide it into a finite number of arcs $\gamma_1, \dots, \gamma_n$ such that each γ_i lies in one chart. Applying the statement consequently to each γ_i proves it for γ . \square

Suppose γ_1 and γ_2 are two smooth curves in two smooth surfaces Σ_1 and Σ_2 . Denote by $\nu_i: \Sigma_i \rightarrow \mathbb{S}^2$ the Gauss maps of Σ_1 and Σ_2 . If $\nu_1 \circ \gamma_1(t) = \nu_2 \circ \gamma_2(t)$ for any t , then we say that the curves γ_1 and γ_2 have identical spherical images in Σ_1 and Σ_2 , respectively.

In this case, the tangent plane $T_{\gamma_1(t)}\Sigma_1$ is parallel to $T_{\gamma_2(t)}\Sigma_2$ for any t . Therefore we can identify $T_{\gamma_1(t)}\Sigma_1$ with $T_{\gamma_2(t)}\Sigma_2$. In particular, if $v(t)$ is a tangent vector field along γ_1 , then it is also a tangent vector field along γ_2 . Moreover, $v'(t) \perp T_{\gamma_1(t)}\Sigma_1$ is equivalent to $v'(t) \perp T_{\gamma_2(t)}\Sigma_2$; that is, if $v(t)$ is parallel along γ_1 , then it is also parallel along γ_2 .

The discussion above leads to the following observation that will play a key role in the sequel.

14.3. Observation. *Let γ_1 and γ_2 be two smooth curves in two smooth surfaces Σ_1 and Σ_2 . Suppose γ_1 and γ_2 have identical spherical images (as the curves in Σ_1 and Σ_2 , respectively). Then the parallel transports ι_{γ_1} and ι_{γ_2} are identical.*

14.4. Exercise. Let Σ_1 and Σ_2 be two surfaces with a common curve γ . Suppose Σ_1 bounds a region that contains Σ_2 . Show that the parallel translation along γ in Σ_1 coincides with the parallel translation along γ in Σ_2 .

C Bike wheel and projections

In this section, we give two interpretations of parallel transport; they might help to build the right intuition, but will not help in writing rigorous proofs. The first is a thaut experiment with a bike wheel suggested by Mark Levi [54]. The second one uses orthogonal projections of tangent planes.

Suppose $\gamma: [a, b] \rightarrow \Sigma$ is a smooth regular arc in a smooth surface Σ . Think of walking along γ and carrying a perfectly balanced horizontal bike wheel. More precisely, you keep the wheel's axis normal to Σ and touch only the tips of the axis. By Newton's first law of motion, if the wheel is not spinning at the starting point p , then it will not be spinning after stopping at q . (Indeed, by pushing the axis one cannot produce torque to spin the wheel.) The map that sends the initial position of the wheel to the final position is the parallel transport ι_γ .

Observation 14.3 essentially states that *moving the axis of the wheel without changing its direction does not change the direction of the wheel's spokes*.

On a more formal level, one can choose a partition $a = t_0 < \dots < t_n = b$ of $[a, b]$ and consider the sequence of orthogonal projections $\varphi_i: T_{\gamma(t_{i-1})} \rightarrow T_{\gamma(t_i)}$. For a fine partition, the composition

$$\varphi_n \circ \dots \circ \varphi_1: T_p \rightarrow T_q$$

gives an approximation of ι_γ .

Note that each φ_i does not increase the magnitude of a vector and neither the composition. It is straightforward to see that if the partition is sufficiently fine, then the above composition is almost an isometry; in particular, it almost preserves the magnitudes of tangent vectors.

14.5. Exercise. Construct a loop γ in S^2 such that the parallel transport ι_γ is not the identity map.

D Total geodesic curvature

Recall that geodesic curvature is denoted by k_g ; it is defined in Section 10E. Geodesic curvature measures how much a given curve γ diverges from being a geodesic in a given oriented surface; it is positive where γ

turns left and negative when γ turns right. In particular, geodesics have vanishing geodesic curvature.

Suppose Σ is a smooth surface, and $\gamma: \mathbb{I} \rightarrow \Sigma$ is a smooth unit-speed curve. The total geodesic curvature of γ is defined by the integral

$$\Psi(\gamma) := \int_{\mathbb{I}} k_g(t) \cdot dt.$$

Note that if Σ is a plane, then the geodesic curvature of γ coincides with its signed curvature (see Section 6C). In particular, its total geodesic curvature is equal to its total signed curvature. For that reason, we use the same notation $\Psi(\gamma)$ as for total signed curvature; if we need to emphasize that we consider γ as a curve in Σ , we write $\Psi(\gamma)_{\Sigma}$.

If γ is a piecewise smooth regular curve in Σ , then its total geodesic curvature is defined as the sum of all total geodesic curvatures of its arcs plus the sum of the signed exterior angles of γ at the joints. More precisely, if γ is a concatenation of smooth regular curves $\gamma_1, \dots, \gamma_n$, then

$$\Psi(\gamma) = \Psi(\gamma_1) + \dots + \Psi(\gamma_n) + \theta_1 + \dots + \theta_{n-1},$$

where θ_i is the signed external angle at the joint between γ_i and γ_{i+1} ; it is positive if γ turns left and negative if γ turns right, it is undefined if γ turns to the opposite direction. If γ is closed, then

$$\Psi(\gamma) = \Psi(\gamma_1) + \dots + \Psi(\gamma_n) + \theta_1 + \dots + \theta_n,$$

where θ_n is the signed external angle at the joint γ_n and γ_1 .

If each arc γ_i in the concatenation is a minimizing geodesic, then γ is called a broken geodesic. In this case, $\Psi(\gamma_i) = 0$ for each i . Therefore the total geodesic curvature of γ is the sum of its signed external angles.

14.6. Proposition. *Assume γ is a closed broken geodesic in a smooth oriented surface Σ that starts and ends at the point p . Then the parallel transport $\iota_{\gamma}: T_p \rightarrow T_p$ is a clockwise rotation of the plane T_p by the angle $\Psi(\gamma)$.*

Moreover, the same statement holds true for smooth closed curves and piecewise smooth curves.

Proof. Assume γ is a cyclic concatenation of geodesics $\gamma_1, \dots, \gamma_n$. Fix a tangent vector v at p , and extend it to a parallel vector field along γ . Since $T_i(t) = \gamma'_i(t)$ is parallel along γ_i , the angle φ_i from T_i to v stays constant along each γ_i .

Suppose θ_i denotes the external angle at the joint between γ_i and γ_{i+1} . Then

$$\varphi_{i+1} = \varphi_i - \theta_i \pmod{2\pi}.$$

Therefore, after going over all vertices we get that

$$\varphi_{n+1} - \varphi_1 = -\theta_1 - \cdots - \theta_n = -\Psi(\gamma) \pmod{2\pi}.$$

Hence, the first statement follows.

For a smooth unit-speed curve $\gamma: [a, b] \rightarrow \Sigma$, the proof is analogous. Denote by $\varphi(t)$ is the signed angle from $v(t)$ to $T(t)$. Let us show that

$$\textcircled{1} \quad \varphi'(t) + k_g(t) \equiv 0$$

Recall that $\mu = \mu(t)$ denotes the counterclockwise rotation of $T = T(t)$ by angle $\frac{\pi}{2}$ in $T_{\gamma(t)}$. Denote by $w = w(t)$ the counterclockwise rotation of $v = v(t)$ by angle $\frac{\pi}{2}$ in $T_{\gamma(t)}$. Then

$$\begin{aligned} T &= \cos \varphi \cdot v - \sin \varphi \cdot w, \\ \mu &= \sin \varphi \cdot v + \cos \varphi \cdot w. \end{aligned}$$

Note that w is a parallel vector field along γ ; that is, $v'(t), w'(t) \perp T_{\gamma(t)}$. Therefore, $\langle v', \mu \rangle = \langle w', \mu \rangle = 0$. It follows that

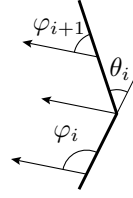
$$\begin{aligned} k_g &= \langle T', \mu \rangle = \\ &= -(\sin^2 \varphi + \cos^2 \varphi) \cdot \varphi' \\ &= -\varphi'. \end{aligned}$$

It proves $\textcircled{1}$.

By $\textcircled{1}$ we get that

$$\begin{aligned} \varphi(b) - \varphi(a) &= \int_a^b \varphi'(t) \cdot dt = \\ &= - \int_a^b k_g \cdot dt = \\ &= -\Psi(\gamma) \end{aligned}$$

In the case when γ is a piecewise regular smooth curve, the result follows from a straightforward combination of the above two cases. \square



Chapter 15

Gauss–Bonnet formula

A Formulation

The following theorem was proved by Carl Friedrich Gauss [31] for geodesic triangles; Pierre Bonnet and Jacques Binet independently generalized the statement for arbitrary curves.

15.1. Theorem. *Let Δ be a topological disc in a smooth oriented surface Σ bounded by a simple piecewise smooth regular curve $\partial\Delta$. Suppose $\partial\Delta$ is oriented so that Δ lies on its left. Then*

$$\bullet \quad \Psi(\partial\Delta) + \iint_{\Delta} K = 2\cdot\pi,$$

where K denotes the Gauss curvature of Σ .

In this chapter, we give an informal proof of this formula in a leading special case. A formal computational proof will be given in Section 16E.

Before going into the proofs, we suggest solving the following exercises using the Gauss–Bonnet formula.

15.2. Exercise. *Assume γ is a closed simple curve with constant geodesic curvature 1 in a smooth closed surface Σ with positive Gauss curvature. Show that*

$$\text{length } \gamma < 2\cdot\pi;$$

that is, γ is shorter than the unit circle in the plane.

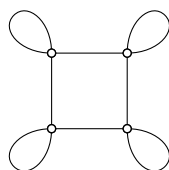
15.3. Exercise. *Let γ be a simple closed geodesic on a smooth closed surface Σ with positive Gauss curvature. Denote by ν the spherical map on Σ . Show that the curve $\alpha = \nu \circ \gamma$ divides the sphere into two regions of equal area. Conclude that $\text{length } \alpha \geq 2\cdot\pi$.*

15.4. Exercise. Let γ be a closed geodesic with self-intersections on a smooth closed surface Σ with positive Gauss curvature. Suppose R is one of the regions that γ cuts from Σ . Show that

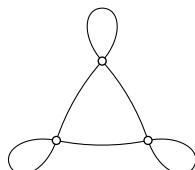
$$\iint_R K \leq 2 \cdot \pi.$$

Conclude that any two closed geodesics on Σ have a common point.

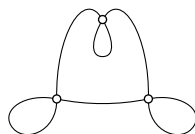
15.5. Exercise. Let Σ be a closed smooth surface with positive Gauss curvature. Suppose γ is a closed geodesic in Σ . Show that in a single coordinate chart γ cannot look like one of the curves on the following diagrams.



(easy)



(tricky)



(hopeless)

The following exercise gives the optimal bound on the Lipschitz constant of a convex function that guarantees that its geodesics have no self-intersections; compare to 13.24.

15.6. Exercise. Suppose $f: \mathbb{R}^2 \rightarrow \mathbb{R}$ is a $\sqrt{3}$ -Lipschitz smooth convex function. Show that any geodesic in the graph $z = f(x, y)$ has no self-intersections.

A surface Σ is called simply-connected if any closed simple curve in Σ bounds a disc. Equivalently any closed curve in Σ can be continuously deformed into a trivial curve; that is, a curve that stands at one point all the time.

Observe that a plane and a sphere are examples of simply-connected surfaces, while the torus and the cylinder are not simply-connected.

15.7. Exercise. Suppose Σ is a simply-connected open surface with non-positive Gauss curvature.

- Show that any two points in Σ are connected by a unique geodesic. In particular, geodesics in Σ do not have self-intersections.
- Conclude that for any point $p \in \Sigma$, the exponential map \exp_p is a diffeomorphism from the tangent plane T_p to Σ . In particular, Σ is diffeomorphic to the plane.

B Additivity

Let Δ be a topological disc in a smooth oriented surface Σ bounded by a simple piecewise smooth regular curve $\partial\Delta$. As before we suppose $\partial\Delta$ is oriented in such a way that Δ lies on its left. Set

$$\textcircled{2} \quad \text{GB}(\Delta) = \Psi(\partial\Delta) + \iint_{\Delta} K - 2 \cdot \pi,$$

where K denotes the Gauss curvature of Σ . Here GB stands for Gauss–Bonnet; our goal is to show that

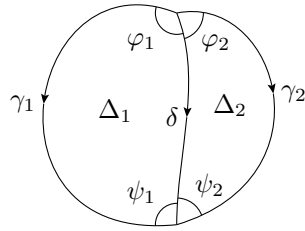
$$\text{GB}(\Delta) = 0.$$

15.8. Lemma. *Suppose the disc Δ is subdivided into two discs Δ_1 and Δ_2 by a curve δ . Then*

$$\text{GB}(\Delta) = \text{GB}(\Delta_1) + \text{GB}(\Delta_2).$$

Proof. Let us subdivide $\partial\Delta$ into two curves γ_1 and γ_2 that share endpoints with δ , so that Δ_i is bounded by the arc γ_i and δ for $i = 1, 2$.

Denote by $\varphi_1, \varphi_2, \psi_1$, and ψ_2 the angles between δ and γ_i marked on the diagram. Suppose the arcs γ_1, γ_2 , and δ are oriented as on the diagram. Then



$$\Psi(\partial\Delta) = \Psi(\gamma_1) - \Psi(\gamma_2) + (\pi - \varphi_1 - \varphi_2) + (\pi - \psi_1 - \psi_2),$$

$$\Psi(\partial\Delta_1) = \Psi(\gamma_1) - \Psi(\delta) + (\pi - \varphi_1) + (\pi - \psi_1),$$

$$\Psi(\partial\Delta_2) = \Psi(\delta) - \Psi(\gamma_2) + (\pi - \varphi_2) + (\pi - \psi_2),$$

$$\iint_{\Delta} K = \iint_{\Delta_1} K + \iint_{\Delta_2} K.$$

It remains to plug in the results in the formulas for $\text{GB}(\Delta)$, $\text{GB}(\Delta_1)$, and $\text{GB}(\Delta_2)$. \square

C Spherical case

Note that if Σ is a plane, then the Gauss curvature vanishes; therefore the Gauss–Bonnet formula $\textcircled{1}$ can be written as

$$\Psi(\partial\Delta) = 2 \cdot \pi,$$

and it follows from 6.5. In other words, $\text{GB}(\Delta) = 0$ for any disc Δ in the plane.

If Σ is the unit sphere, then $K \equiv 1$; in this case, Theorem 15.1 can be formulated in the following way:

15.9. Proposition. *Let P be a spherical polygon bounded by a simple closed broken geodesic ∂P . Assume ∂P is oriented such that P lies on the left of ∂P . Then*

$$\text{GB}(P) = \Psi(\partial P) + \text{area } P - 2 \cdot \pi = 0.$$

Moreover, the same formula holds for any spherical region bounded by a piecewise smooth simple closed curve.

This proposition will be used in the informal proof given below.

Sketch of proof. Suppose a spherical triangle Δ has angles α , β , and γ . According to 0.16,

$$\text{area } \Delta = \alpha + \beta + \gamma - \pi.$$

Recall that $\partial \Delta$ is oriented so that Δ lies on its left. Then its oriented external angles are $\pi - \alpha$, $\pi - \beta$, and $\pi - \gamma$. Therefore,

$$\Psi(\partial \Delta) = 3 \cdot \pi - \alpha - \beta - \gamma.$$

It follows that $\Psi(\partial \Delta) + \text{area } \Delta = 2 \cdot \pi$ or, equivalently, $\text{GB}(\Delta) = 0$.

Note that we can subdivide a given spherical polygon P into triangles by dividing a polygon in two on each step. By the additivity lemma (15.8), we get

$$\text{GB}(P) = 0$$

for any spherical polygon P .

The second statement can be proved by approximation. One has to show that one could approximate the total geodesic curvature of a piecewise smooth simple closed curve by the total geodesic curvature of inscribed broken geodesics. We omit the proof of the latter statement, but it goes along the same lines as 4.8. \square

15.10. Exercise. *Assume γ is a simple piecewise smooth loop on \mathbb{S}^2 that divides its area into two equal parts. Denote by p the base point of γ . Show that the parallel transport $\iota_\gamma: T_p \mathbb{S}^2 \rightarrow T_p \mathbb{S}^2$ is the identity map.*

D Intuitive proof

In this section, we prove a special case of the Gauss–Bonnet formula. This case is leading — the general case can be proved similarly, but one has to use the signed area counted with multiplicity.

Proof of 15.1 for open and closed surfaces with positive Gauss curvature. By 10.7, in this case, we have

$$\textcircled{3} \quad \text{GB}(\Delta) = \Psi(\partial\Delta) + \text{area}[\nu(\Delta)] - 2\cdot\pi.$$

Fix $p \in \partial\Delta$; assume the loop α runs along $\partial\Delta$ so that Δ lies on the left from it. Consider the parallel translation $\iota_\alpha: T_p \rightarrow T_p$ along α . According to 14.6, ι_α is the clockwise rotation by the angle $\Psi(\alpha)_\Sigma$.

Set $\beta = \nu \circ \alpha$. By 14.3, we have $\iota_\alpha = \iota_\beta$, where β is considered as a curve in the unit sphere. In particular, ι is a clockwise rotation by angle $\Psi(\beta)_{\mathbb{S}^2}$. By 15.9

$$\text{GB}(\nu(\Delta)) = \Psi(\beta)_{\mathbb{S}^2} + \text{area}[\nu(\Delta)] - 2\cdot\pi = 0.$$

Therefore, ι is a counterclockwise rotation by $\text{area}[\nu(\Delta)]$

Summarizing, the clockwise rotation by $\Psi(\alpha)_\Sigma$ is identical to a counterclockwise rotation by $\text{area}[\nu(\Delta)]$. The rotations are identical if the angles are equal modulo $2\cdot\pi$. Therefore,

$$\textcircled{4} \quad \text{GB}(\nu(\Delta)) = \Psi(\partial\Delta)_\Sigma + \text{area}[\nu(\Delta)] - 2\cdot\pi = 2\cdot n\cdot\pi$$

for some integer n .

It remains to show that $n = 0$. By 6.5, this is so for a topological disc in a plane. One can think of a general disc Δ as the result of a continuous deformation of a plane disc. The integer n cannot change in the process of deformation since the left-hand side in $\textcircled{4}$ is continuous along the deformation; whence $n = 0$ for the result of the deformation. \square

E Simple geodesic

The following theorem provides an interesting application of the Gauss–Bonnet formula; it is proved by Stephan Cohn-Vossen [Satz 9 in 20].

15.11. Theorem. *Any open smooth surface with positive Gauss curvature has a simple two-sided infinite geodesic.*

Proof. Let Σ be an open surface with positive Gauss curvature and γ a two-sided infinite geodesic in Σ .

If γ has a self-intersection, then it contains a simple loop; that is, for some closed interval $[a, b]$, the restriction $\ell = \gamma|_{[a, b]}$ is a simple loop.

By 11.16, Σ is parametrized by an open convex region Ω in the plane. By Jordan's theorem (0.11), ℓ bounds a disc in Σ ; denote it by Δ . If φ is the angle at the base of the loop, then by the Gauss–Bonnet formula,

$$\iint_{\Delta} K = \pi + \varphi.$$

Recall that by 11.19*b*, we have

$$\textcircled{5} \quad \iint_{\Sigma} K \leq 2 \cdot \pi.$$

Therefore, $0 < \varphi < \pi$; that is, γ has no concave simple loops.

Assume γ has two simple loops, say ℓ_1 and ℓ_2 that bound discs Δ_1 and Δ_2 respectively. Then the discs Δ_1 and Δ_2 have to overlap; otherwise, the curvature of Σ would exceed $2 \cdot \pi$ contradicting $\textcircled{5}$.

It follows that after leaving Δ_1 , the geodesic γ has to enter it again before creating another simple loop. Consider the moment when γ enters



Δ_1 again; two possible scenarios are shown in the picture. On the left picture, we get two nonoverlapping discs which, as we know, is impossible. The right picture is impossible as well — in this case, we get a concave simple loop.

It follows that γ contains only one simple loop. This loop cuts a disc from Σ and goes around it either clockwise or counterclockwise. This way we divide all the self-intersecting geodesics on Σ into two sets which we call clockwise and counterclockwise.

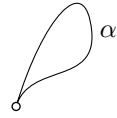
Note that the geodesic $t \mapsto \gamma(t)$ is clockwise if and only if the same geodesic traveled backwards $t \mapsto \gamma(-t)$ is counterclockwise.

Let us shoot a unit-speed geodesic in each direction from a given point $p = \gamma(0)$. This gives a one-parameter family of geodesics γ_s for $s \in [0, \pi]$ connecting the geodesic $t \mapsto \gamma(t)$ with $t \mapsto \gamma(-t)$; that is, $\gamma_0(t) = \gamma(t)$, and $\gamma_\pi(t) = \gamma(-t)$.

Observe that the subset of values $s \in [0, \pi]$ such that γ_s is right (or left) is open. That is, if γ_s is right, then so is γ_t for all t sufficiently close to s . Indeed, denote by φ_s the angle of the simple loop of γ_s . From above, we have $0 < \varphi_s < \pi$. Therefore, the self-intersection at the base of the loop of γ_s is transverse. Since geodesic depends smoothly on the initial data (13.6), the self-intersection survives in γ_t for all t sufficiently close to s .

Since $[0, \pi]$ is connected, it cannot be subdivided into two nonempty open sets. It follows that for some s , the geodesic γ_s is neither clockwise nor counterclockwise; that is, γ_s has no self-intersections. \square

15.12. Exercise. Let Σ be an open smooth surface with positive Gauss curvature. Suppose $\alpha: [0, 1] \rightarrow \Sigma$ is a smooth regular loop such that $\alpha'(0) + \alpha'(1) = 0$. Show that there is a simple two-sided infinite geodesic γ that is tangent to α at some point.



F General domains

The following generalization of the Gauss–Bonnet formula is due to Walther von Dyck [24].

15.13. Theorem. Let Λ be a compact domain bounded by a finite collection (possibly empty) of simple piecewise smooth regular curves $\gamma_1, \dots, \gamma_n$ in a smooth surface Σ . Suppose each γ_i is oriented in such a way that Λ lies on its left. Then

$$\textcircled{6} \quad \Psi(\gamma_1) + \dots + \Psi(\gamma_n) + \iint_{\Lambda} K = 2 \cdot \pi \cdot \chi$$

for an integer $\chi = \chi(\Lambda)$.

Moreover, if Λ can be subdivided into f discs by an embedded graph with v vertices and e edges, then $\chi = v - e + f$.

The number $\chi = \chi(\Lambda)$ is called the Euler characteristic of Λ . Note that χ does not depend on the choice of the subdivision since the left-hand side in $\textcircled{6}$ does not.

Proof. Suppose a graph with v vertices and e edges subdivides Λ into f discs. Apply the Gauss–Bonnet formula for each disc, and sum up the results. Observe that each disc and vertex contributes $2 \cdot \pi$, and each edge contributes $-2 \cdot \pi$ to the total sum. Whence $\textcircled{6}$ follows. \square

15.14. Exercise. Find the integral of the Gauss curvature on each of the following surfaces:

- (a) Torus.
- (b) Möbius band with geodesic boundary.
- (c) Pair of pants with geodesic boundary components.
- (d) Sphere with two handles.

Chapter 16

Semigeodesic charts

This chapter contains computational proofs of several statements discussed above, including Proposition 13.11 — an alternative definition of *injectivity radius*, Proposition 13.12 — *shortest paths are geodesics*, and The Gauss–Bonnet formula (15.1). In addition, we discuss intrinsic isometries between surfaces and prove Gauss’ remarkable theorem, stating that *Gauss curvature is an intrinsic invariant*.

A Polar coordinates

The property of the exponential map in 13.10 can be used to define polar coordinates in a smooth surface Σ with respect to a point $p \in \Sigma$.

Namely, fix polar coordinates $(r, \theta) \in \mathbb{R}_{\geq 0} \times \mathbb{S}^1$ on the tangent plane T_p . If $v \in T_p$ has coordinates (r, θ) , then we say that $s(r, \theta) = \exp_p v$ is the point in Σ with polar coordinates (r, θ) .

Since there might be many geodesics from p to a given point x , the point x might be written differently in the polar coordinates. However, for small values of r , polar coordinates behave in the usual way. The latter follows from Proposition 13.10. More precisely, the following statement holds.

16.1. Observation. *Let $(r, \theta) \mapsto s(r, \theta)$ describe polar coordinates with respect to a point p in a smooth surface Σ . Then there is $r_0 > 0$ such that s is regular at any pair (r, θ) with $0 < r < r_0$.*

Moreover, if $0 \leq r_1, r_2 < r_0$, then $s(r_1, \theta_1) = s(r_2, \theta_2)$ if and only if $r_1 = r_2 = 0$ or $r_1 = r_2$ and $\theta_1 = \theta_2 + 2 \cdot n \cdot \pi$ for an integer n .

The following statement will play a key role in the formal proof that shortest paths are geodesics; see Section 16B.

16.2. Gauss lemma. *Let $(r, \theta) \mapsto s(r, \theta)$ be polar coordinates with respect to a point p in a smooth surface Σ . Then $s_\theta \perp s_r$ for any r and θ .*

Proof. Choose θ . By the definition of the exponential map, the curve $\gamma(t) = s(t, \theta)$ is a unit-speed geodesic that starts at p ; in particular, we have the following two identities:

- (i) Since the geodesic γ has unit speed, we have $|s_r| = |\gamma'| = 1$. In particular,

$$\frac{\partial}{\partial \theta} \langle s_r, s_r \rangle = 0$$

- (ii) Since γ is a geodesic, we have $s_{rr}(r, \theta) = \gamma''(r) \perp T_{\gamma(r)}$. Therefore

$$\langle s_\theta, s_{rr} \rangle = 0$$

It follows that

$$\begin{aligned} \frac{\partial}{\partial r} \langle s_\theta, s_r \rangle &= \langle s_{\theta r}, s_r \rangle + \cancel{\langle s_\theta, s_{rr} \rangle} = \\ \textcircled{1} \quad &= \frac{1}{2} \cdot \frac{\partial}{\partial \theta} \langle s_r, s_r \rangle = \\ &= 0. \end{aligned}$$

Note that $s(0, \theta) = p$ for any θ . Therefore, $s_\theta(0, \theta) = 0$ and, in particular, $\langle s_\theta, s_r \rangle = 0$ if $r = 0$. By $\textcircled{1}$, the value $\langle s_\theta, s_r \rangle$ does not depend on r for fixed θ . Therefore

$$\langle s_\theta, s_r \rangle = 0$$

for any r and θ . □

B Shortest paths are geodesics: a formal proof

In this section, we use the construction of polar coordinates and the Gauss lemma (16.2) to prove Proposition 13.12.

Proof of 13.12. Let $\gamma: [0, \ell] \rightarrow \Sigma$ be a shortest path parametrized by arc-length. Suppose $\ell = \text{length } \gamma$ is sufficiently small, so γ can be described in the polar coordinates at p ; say as $\gamma(t) = s(r(t), \theta(t))$ for some functions $t \mapsto \theta(t)$ and $t \mapsto r(t)$ with $r(0) = 0$.

Note that by the chain rule, we have

$$\textcircled{2} \quad \gamma' = s_\theta \cdot \theta' + s_r \cdot r'$$

whenever the left side is defined. By the Gauss lemma 16.2, $s_\theta \perp s_r$, and by definition of polar coordinates, $|s_r| = 1$. Therefore, $\textcircled{2}$ implies

$$\textcircled{3} \quad |\gamma'(t)| \geq r'(t).$$

for any t where $\gamma'(t)$ is defined.

Since γ parametrized by arc-length, we have

$$|\gamma(t_2) - \gamma(t_1)| \leq |t_2 - t_1|.$$

In particular, γ is Lipschitz. Therefore, by Rademacher's theorem (0.19) the derivative γ' is defined almost everywhere. By 2.6a, we have that

$$\begin{aligned} \text{length } \gamma &= \int_0^\ell |\gamma'(t)| \cdot dt \geq \\ &\geq \int_0^\ell r'(t) \cdot dt = \\ &= r(\ell). \end{aligned}$$

Note that by the definition of polar coordinates, there is a geodesic of length $r(\ell)$ from $p = \gamma(0)$ to $q = \gamma(\ell)$. Since γ is a shortest path, we get that $r(\ell) = \ell$, and, moreover, $r(t) = t$ for any t . This equality holds if and only if we have equality in ❸ for almost all t . The latter implies that γ is a geodesic.

It remains to prove the partial converse.

Fix a point $p \in \Sigma$. Let $\varepsilon > 0$ be as in 13.10. Assume a geodesic γ of length less than ε from p to q does not minimize the length between its endpoints. Then there is a shortest path from p to q , which becomes a geodesic when it is parametrized by its arc-length. That is, there are two geodesics from p to q of length smaller than ε . In other words, there are two vectors $v, w \in T_p$ such that $|v| < \varepsilon$, $|w| < \varepsilon$, and $q = \exp_p v = \exp_p w$. But according to 13.10, the exponential map $T_p \rightarrow \Sigma$ is injective in the ε -neighborhood of zero — a contradiction. \square

C Gauss curvature

Let s be a smooth map from a (possibly unbounded) coordinate rectangle in the (u, v) -plane to a smooth surface Σ . The map s is called semi-geodesic if, for any fixed v , the map $u \mapsto s(u, v)$ is a unit-speed geodesic and $s_u \perp s_v$ for any (u, v) .

Note that according to the Gauss lemma (16.2), the polar coordinates on Σ are described by a semigeodesic map.

Note that we can choose a unit vector field $\nu = \nu(u, v)$ that is normal to Σ at $s(u, v)$. For each pair (u, v) , consider an orthonormal frame ν , $u = s_u$, and $v = \nu \times u$. Recall that since the vector $s_v(u, v)$ is tangent to

Σ at $s(u, v)$, we get $s_v \perp U$ and $s_v \perp \nu$. Therefore, we have that $s_v = b \cdot V$ for some smooth function $(u, v) \mapsto b(u, v)$.

(For a fixed value v_0 , the vector field $s_v = b \cdot V$ describes the difference between γ_0 and an infinitesimally close geodesic $\gamma_1: u \mapsto s(u, v_1)$. The fields with this property are called Jacobi fields along γ_0 .)

16.3. Proposition. *Suppose $(u, v) \mapsto s(u, v)$ is a semigeodesic map to a smooth surface Σ and ν , U , V , and b are as above. Then*

$$b \cdot K + b_{uu} = 0,$$

where $K = K(u, v)$ is the Gauss curvature of Σ at $s(u, v)$.

Moreover,

$$\langle U_u, U \rangle = \langle U_u, V \rangle = \langle U_v, U \rangle = 0, \quad \text{and} \quad \langle U_v, V \rangle = b_u.$$

The proof is lengthy but straightforward.

Proof. Suppose $\ell = \ell(u, v)$, $m = m(u, v)$, and $n = n(u, v)$ be the components of the matrix describing the shape operator in the frame U, V ; that is,

$$\textcircled{4} \quad \text{Shape } U = \ell \cdot U + m \cdot V, \quad \text{Shape } V = m \cdot U + n \cdot V.$$

Recall that (see Section 10C)

$$K = \ell \cdot n - m^2.$$

The following four identities are the key to the proof:

$$\textcircled{5} \quad \begin{aligned} U_u &= \ell \cdot \nu, & U_v &= b_u \cdot V + b \cdot m \cdot \nu, \\ V_u &= m \cdot \nu, & V_v &= -b_u \cdot U + b \cdot n \cdot \nu. \end{aligned}$$

Suppose the identities in $\textcircled{5}$ are proved already. Then the proposition can be proved via the following calculations:

$$\begin{aligned} b \cdot K &= b \cdot (\ell \cdot n - m^2) = \\ &= \langle U_u, V_v \rangle - \langle U_v, V_u \rangle = \\ &= \left(\frac{\partial}{\partial v} \langle U_u, V \rangle - \langle U_{uv}, V \rangle \right) - \left(\frac{\partial}{\partial u} \langle U_v, V \rangle - \langle U_{uv}, V \rangle \right) = \\ &= 0 - b_{uu}. \end{aligned}$$

It remains to prove the four identities in $\textcircled{5}$.

Derivation of $U_u = \ell \cdot \nu$. Since the frame ν , U , and V is orthonormal, this vector identity can be rewritten as the following three scalar identities:

$$\textcircled{6} \quad \langle U_u, U \rangle = 0, \quad \langle U_u, V \rangle = 0, \quad \langle U_u, \nu \rangle = \ell.$$

Since $u \mapsto s(u, v)$ is a geodesic we have that $U_u = s_{uu}(u, v) \perp T_{s(u, v)}$. Hence, the first two identities follow.

The remaining identity $\langle U_u, \nu \rangle = \ell$ follows from 10.4 and 4. Indeed,

$$\begin{aligned} \langle U_u, \nu \rangle &= \langle s_{uu}, \nu \rangle = \\ &= \langle \text{Shape } s_u, s_u \rangle = \\ &= \langle \text{Shape } U, U \rangle = \\ &= \ell. \end{aligned}$$

Derivation of $U_v = -b_u \cdot V + b \cdot m \cdot \nu$. This vector identity can be rewritten as the following three scalar identities:

$$\textcircled{7} \quad \langle U_v, U \rangle = 0, \quad \langle U_v, V \rangle = b_u, \quad \langle U_v, \nu \rangle = b \cdot m.$$

Since $\langle U, U \rangle = 1$, we get $0 = \frac{\partial}{\partial v} \langle U, U \rangle = 2 \cdot \langle U_v, U \rangle$; hence the first identity in 7 follows.

Further, since

$$\langle V, V \rangle = 1, \quad 0 = \frac{\partial}{\partial u} \langle V, V \rangle = 2 \cdot \langle V_u, V \rangle, \quad \text{and} \quad s_v = b \cdot V,$$

we get

$$\begin{aligned} \langle U_v, V \rangle &= \langle s_{vu}, V \rangle = \\ &= \left\langle \frac{\partial}{\partial u} (b \cdot V), V \right\rangle = \\ &= b_u \cdot \langle V, V \rangle + b \cdot \langle V_u, V \rangle = \\ &= b_u; \end{aligned}$$

hence the second identity in 7 follows.

Finally, applying 10.4, 4, and $s_v = b \cdot V$, we get

$$\begin{aligned} \langle U_v, \nu \rangle &= \langle s_{uv}, \nu \rangle = \\ &= \langle \text{Shape } s_u, s_v \rangle = \\ &= \langle \text{Shape } U, b \cdot V \rangle = \\ &= b \cdot m. \end{aligned}$$

Derivation of $V_u = m \cdot \nu$ and $V_v = -b_u \cdot U + b \cdot n \cdot \nu$. Recall that $V = \nu \times U$. Therefore,

$$\textcircled{8} \quad V_u = \nu_u \times U + \nu \times U_u, \quad V_v = \nu_v \times U + \nu \times U_v.$$

The expressions for U_u and U_v in 5 are proved already. Further,

$$\begin{aligned} -\nu_u &= \text{Shape } s_u = & -\nu_v &= \text{Shape } s_v = \\ &= \text{Shape } U = & &= b \cdot \text{Shape } V = \\ &= \ell \cdot U + m \cdot V, & &= b \cdot (m \cdot U + n \cdot V), \end{aligned}$$

It remains to plug into 8 the expressions for U_u , U_v , ν_u , and ν_v . \square

A chart $(u, v) \mapsto s(u, v)$ is called semigeodesic if the map $(u, v) \mapsto s(u, v)$ is semigeodesic. Note that the function $b = b(u, v)$ for a semigeodesic chart s has a constant sign. Therefore, by changing the sign of ν , we can (and always will) assume that $b > 0$; in other words, $b = |s_v|$.

16.4. Exercise. Show that any point p in a smooth surface Σ can be covered by a semigeodesic chart.

16.5. Exercise. Let p be a point on a smooth surface Σ . Assume \exp_p is injective in the ball $B = B(0, r_0)_{T_p}$. Suppose the semigeodesic map $(r, \theta) \mapsto s(r, \theta)$ describes polar coordinates with respect to p , and the function $(r, \theta) \mapsto b(r, \theta)$ is as above.

Prove the following statements:

- (a) $b(r, \theta)$ does not change its sign for $0 \leq r < r_0$.
- (b) $b(r, \theta) \neq 0$ if $0 \leq r < r_0$.
- (c) Apply (a) and (b) to prove 13.11.

A chart $(u, v) \mapsto s(u, v)$ is called orthogonal if $s_u \perp s_v$ for any (u, v) . Note that any semigeodesic chart is orthogonal.

A solution of the following exercise is very similar to 16.3.

16.6. Exercise. Let $(u, v) \mapsto s(u, v)$ be an orthogonal chart of a smooth surface Σ . Denote by $K = K(u, v)$ the Gauss curvature of Σ at $s(u, v)$. Set

$$\begin{aligned} a &= a(u, v) := |s_u|, & b &= b(u, v) := |s_v|, \\ U &= U(u, v) := \frac{s_u}{a}, & V &= V(u, v) := \frac{s_v}{b}. \end{aligned}$$

Let $\nu = \nu(u, v)$ be the unit normal vector at $s(u, v)$.

(a) Show that

$$\begin{aligned} U_u &= -\frac{1}{b} \cdot a_v \cdot V + a \cdot \ell \cdot \nu, & V_u &= \frac{1}{b} \cdot a_v \cdot U + a \cdot m \cdot \nu \\ U_v &= \frac{1}{a} \cdot b_u \cdot V + b \cdot m \cdot \nu, & V_v &= -\frac{1}{a} \cdot b_u \cdot U + b \cdot n \cdot \nu, \end{aligned}$$

where $\ell = \ell(u, v)$, $m = m(u, v)$, and $n = n(u, v)$ be the components of the matrix describing the shape operator in the frame U, V .

(b) Show that

$$K = -\frac{1}{a \cdot b} \cdot \left(\frac{\partial}{\partial u} \left(\frac{b_u}{a} \right) + \frac{\partial}{\partial v} \left(\frac{a_v}{b} \right) \right).$$

16.7. Exercise. Suppose $(u, v) \mapsto s(u, v)$ is a conformal chart; that is, there is a function $(u, v) \mapsto b(u, v)$ such that $b = |s_u| = |s_v|$ and

$s_u \perp s_v$ for any (u, v) . (The function b is called a conformal factor of s .)

Use 16.6 to show that

$$K = -\frac{\Delta(\ln b)}{b^2},$$

where Δ denotes the Laplacian; that is, $\Delta = \frac{\partial^2}{\partial u^2} + \frac{\partial^2}{\partial v^2}$, and $K = K(u, v)$ is the Gauss curvature of Σ at $s(u, v)$.

D Rotation of a vector field

Let Σ be a smooth oriented surface and γ a simple closed path in Σ . Suppose U is a field of unit tangent vectors on Σ defined in a neighborhood of γ . Denote by V the field obtained from U by a counterclockwise rotation by $\frac{\pi}{2}$ of the tangent plane at each point; it could also be defined by $V := \nu \times U$. Then the rotation of U around γ is defined as the integral

$$\text{rot}_\gamma U := \int_0^1 \langle U'(t), V(t) \rangle \cdot dt.$$

16.8. Lemma. *Suppose γ is a loop with the base at a point p in a smooth oriented surface Σ , and U is a field of tangent unit vectors to Σ defined in a neighborhood of γ . Then the parallel transport $\iota_\gamma: T_p \rightarrow T_p$ is a clockwise rotation by the angle $\text{rot}_\gamma U$.*

In particular, rotations of different vector fields around γ may only differ by a multiple of 2π .

Proof. As above, set $V = \nu \times U$. Denote by $U(t)$ and $V(t)$ the vectors at $\gamma(t)$ of the fields U and V , respectively.

Let $t \mapsto X(t) \in T_{\gamma(t)}$ be the parallel vector field along γ with $X(0) = U(0)$. Set $Y = \nu \times X$.

Note that there is a continuous function $t \mapsto \varphi(t)$ such that $U(t)$ is a counterclockwise rotation of $X(0)$ by angle $\varphi(t)$. Since $X(0) = U(0)$, we can and will assume that $\varphi(0) = 0$.

Note that

$$\begin{aligned} U &= \cos \varphi \cdot X + \sin \varphi \cdot Y \\ V &= -\sin \varphi \cdot X + \cos \varphi \cdot Y \end{aligned}$$

It follows that

$$\begin{aligned} \langle U', V \rangle &= \varphi' \cdot \left((\sin \varphi)^2 \cdot \langle X, X \rangle + (\cos \varphi)^2 \cdot \langle Y, Y \rangle \right) = \\ &= \varphi'. \end{aligned}$$

Therefore,

$$\begin{aligned}\operatorname{rot}_\gamma U &= \int_0^1 \langle U'(t), V(t) \rangle \cdot dt = \\ &= \int_0^1 \varphi'(t) \cdot dt = \\ &= \varphi(1).\end{aligned}$$

Observe that

- ◇ $\iota_\gamma(X(0)) = X(1)$,
- ◇ $X(0) = U(0) = U(1)$,
- ◇ $U(1)$ is a counterclockwise rotation of $X(1)$ by the angle $\varphi(1) = \operatorname{rot}_\gamma U$,

It follows that $X(1)$ is a clockwise rotation of $X(0)$ by angle $\operatorname{rot}_\gamma U$, and the result follows. \square

The following lemma will play a key role in the proof of the Gauss–Bonnet formula given in the next section.

16.9. Lemma. *Let $(u, v) \mapsto s(u, v)$ be a semigeodesic chart on a smooth surface Σ . Suppose a simple loop γ bounds a disc Δ that is covered completely by s . Then*

$$\operatorname{rot}_\gamma U + \iint_{\Delta} K = 0,$$

where $U = s_u$, and K denotes the Gauss curvature of Σ .

The proof is done by a calculation using the so-called Green formula which can be formulated the following way:

Let D be a compact region in the (u, v) -coordinate plane that is bounded by a piecewise smooth simple closed curve α . Suppose α is oriented in such a way that D lies on its left. Then for any two smooth functions P and Q defined on D we have

$$\iint_D (Q_u - P_v) \cdot du \cdot dv = \int_{\alpha} (P \cdot du + Q \cdot dv).$$

Note that the Green and Gauss–Bonnet formulas are similar — they relate the integral along a disc and its boundary curve. So it shouldn't be surprising that Green helps to prove Gauss–Bonnet.

Proof. Let u , v , and b be as in Section 16.3. Let us write γ in the (u, v) -coordinates: $\gamma(t) = s(u(t), v(t))$. Then

$$\text{rot}_\gamma U = \int_0^1 \langle U', V \rangle \cdot dt =$$

by the chain rule

$$= \int_0^1 [\langle U_u, V \rangle \cdot u' + \langle U_v, V \rangle \cdot v'] \cdot dt =$$

by 16.3,

$$\begin{aligned} &= \int_0^1 b_u \cdot v' \cdot dt = \\ &= \int_{s^{-1} \circ \gamma} b_u \cdot dv = \end{aligned}$$

by the Green formula

$$= \iint_{s^{-1}(R)} b_{uu} \cdot du \cdot dv =$$

Since $s_u \perp s_v$, we get $\text{jac } s = |s_u| \cdot |s_v| = b$; therefore

$$= \iint_R \frac{b_{uu}}{b} =$$

by 16.3, $K = -\frac{b_{uu}}{b}$, so we get

$$= - \iint_R K.$$

□

E Gauss–Bonnet formula: a formal proof

Recall that the Gauss–Bonnet formula can be written as $\text{GB}(\Delta) = 0$, where Δ is a topological disc in a smooth oriented surface,

$$\text{GB}(\Delta) = \Psi(\partial\Delta) + \iint_{\Delta} K - 2 \cdot \pi,$$

and $\partial\Delta$ is oriented in such a way that Δ lies on its left.

Proof of the Gauss–Bonnet formula (15.1). First, assume Δ is covered by a semigeodesic chart. Note that the following weaker formula follows from 14.6, 16.8, and 16.9:

$$\textcircled{9} \quad \text{GB}(\Delta) = 2 \cdot n \cdot \pi,$$

where $n = n(\Delta)$ is an integer.

By 16.4, any point can be covered by a semigeodesic chart. Therefore, applying 15.8 finite number of times, we get that $\textcircled{9}$ holds for any disc Δ in Σ .

Assume Δ lies in a local graph realization $z = f(x, y)$ of Σ . Consider the one-parameter family Σ_t of graphs $z = t \cdot f(x, y)$ and denote by Δ_t the corresponding disc in Σ_t , so $\Delta_1 = \Delta$ and Δ_0 is its projection to the (x, y) -plane. Note that the function $f: t \mapsto \text{GB}(\Delta_t)$ is continuous. From above, $f(t)$ is a multiple of $2 \cdot \pi$ for any t . It follows that f is a constant function. In particular,

$$\text{GB}(\Delta) = \text{GB}(\Delta_0) = 0,$$

where the last equality follows from 6.5.

We proved that

$$\textcircled{10} \quad \text{GB}(\Delta) = 0$$

if Δ lies in a graph $z = f(x, y)$ for some (x, y, z) -coordinate system. Since any point of Σ has a neighborhood that can be covered by such a graph, applying Lemma 15.8 as above we get that $\textcircled{10}$ holds for any disc Δ in Σ . \square

F Rauch comparison

The following proposition is a special case of the so-called Rauch comparison theorem.

16.10. Proposition. *Suppose p is a point on a smooth surface Σ and $r \leq \text{inj}(p)$. Given a curve $\tilde{\gamma}$ in the r -neighborhood of 0 in T_p , set*

$$\gamma = \exp_p \circ \tilde{\gamma} \quad \text{or, equivalently} \quad \log_p \circ \gamma = \tilde{\gamma};$$

note that γ is a curve in Σ .

- (a) *If Σ has nonnegative Gauss curvature, then the exponential map \exp_p is length nonexpanding in the r -neighborhood of 0 in T_p ; that is,*

$$\text{length } \gamma \leq \text{length } \tilde{\gamma}$$

for any curve $\tilde{\gamma}$ in the open ball $B(0, r)_{T_p}$.

(b) If Σ has nonpositive Gauss curvature, then the logarithmic map \log_p is length nonexpanding in the r -neighborhood of p in Σ ; that is,

$$\text{length } \gamma \geq \text{length } \tilde{\gamma}$$

for any curve γ in the open ball $B(p, r)_\Sigma$.

Proof. Suppose $(r(t), \theta(t))$ are the polar coordinates of $\tilde{\gamma}(t)$. Note that $\gamma(t) = s(r(t), \theta(t))$; that is, $(r(t), \theta(t))$ are the polar coordinates of $\gamma(t)$ with respect to p on Σ .

Set $b(r, \theta) := |s_\theta|$. By 16.3

$$b_{rr} = -K \cdot b.$$

If $K \geq 0$, then $r \mapsto b(r, \theta)$ is concave and if $K \leq 0$, then $r \mapsto b(r, \theta)$ is convex for any fixed θ . Note that $b(0, \theta) = 0$, and by 13.9, $b_\theta(0, \theta) = 1$. Therefore,

$$\star \quad \begin{aligned} b(r, \theta) &\leq r && \text{if } K \geq 0 \quad \text{and} \\ b(r, \theta) &\geq r && \text{if } K \leq 0. \end{aligned}$$

Without loss of generality, we may assume that $\tilde{\gamma}: [a, b] \rightarrow T_p$ is parametrized by arc-length; in particular, it is a Lipschitz curve. Note that

$$\text{length } \tilde{\gamma} = \int_a^b \sqrt{r'(t)^2 + r(t)^2 \cdot \theta'(t)^2}.$$

Applying 16.2, we get

$$\text{length } \gamma = \int_a^b \sqrt{r'(t)^2 + b(r(t), \theta(t))^2 \cdot \theta'(t)^2}.$$

Both statements (a) and (b) follow from \star . □

G Intrinsic isometries

Let Σ and Σ^* be two smooth surfaces in the Euclidean space. A map $f: \Sigma \rightarrow \Sigma^*$ is called length-preserving if, for any curve γ in Σ , the curve $\gamma^* = f \circ \gamma$ in Σ^* has the same length. If in addition f is smooth and bijective, then it is called an intrinsic isometry.

An example of a length-preserving map can be obtained by wrapping a plane into a cylinder with the map $s: \mathbb{R}^2 \rightarrow \mathbb{R}^3$ given by

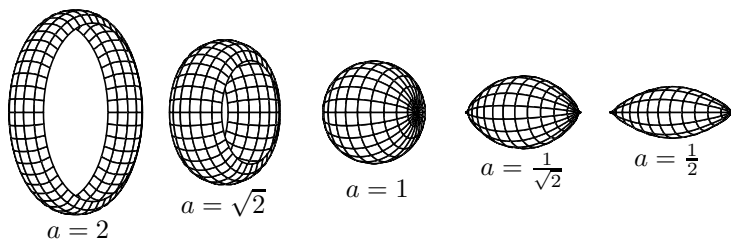
$$s(x, y) = (\cos x, \sin x, y).$$

16.11. Exercise. Suppose the Gauss curvature of a smooth surface Σ vanishes. Show that Σ is locally flat; that is, a neighborhood of any point in Σ admits an intrinsic isometry to an open domain in the Euclidean plane.

16.12. Exercise. Suppose a smooth surface Σ has a unit Gauss curvature at every point. Show that a neighborhood of any point in Σ admits an intrinsic isometry to an open domain in the unit sphere.

16.13. Exercise. Given $a > 0$, show that there is a smooth unit speed curve $\gamma(t) = (x(t), y(t))$ with $y(t) = a \cdot \cos t$ and $y > 0$. Describe its interval of definition.

Let Σ_a be the surface of revolution of γ around the x -axis. Show that



the surface Σ_a has a unit Gauss curvature at each point.

Use 16.12 to conclude that any small round disc Δ in \mathbb{S}^2 admits a smooth length-preserving deformation; that is, there is a one-parameter family Δ_t of surfaces with boundary, such that $\Delta_0 = \Delta$ and Δ_t is not congruent to Δ_0 for $t \neq 0$.¹

H The remarkable theorem

16.14. Theorem. Suppose $f: \Sigma \rightarrow \Sigma^*$ is an intrinsic isometry between two smooth surfaces in the Euclidean space; $p \in \Sigma$ and $p^* = f(p) \in \Sigma^*$. Then

$$K(p)_\Sigma = K(p^*)_{\Sigma^*};$$

that is, the Gauss curvature of Σ at p is the same as the Gauss curvature of Σ^* at p^* .

¹In fact, any disc in \mathbb{S}^2 admits a smooth length preserving deformation. However, if the disc is larger than half-sphere, then the proof requires more; it can be obtained as a corollary of two deep results of Alexandr Alexandrov: the gluing theorem and the theorem on the existence of a convex surface with an abstractly given metric [73, p. 44].

This theorem was proved by Carl Friedrich Gauss [31] who justifiably called it remarkable (Theorema Egregium). The theorem is indeed remarkable because the Gauss curvature is defined as a product of principal curvatures which might be different at the points p and p^* ; however, according to the theorem, their products are the same. In other words, the Gaussian curvature is an *intrinsic invariant*.

In fact, the Gauss curvature of the surface at the given point can be found *intrinsically*, by measuring the lengths of curves in the surface. For example, the Gauss curvature $K(p)$ appears in the following formula for the circumference $c(r)$ of a geodesic circle centered at p in a surface:

$$c(r) = 2 \cdot \pi \cdot r - \frac{\pi}{3} \cdot K(p) \cdot r^3 + o(r^3).$$

The theorem implies, for example, that there is no smooth length-preserving map that sends an open region in the unit sphere to the plane.² This follows since the Gauss curvature of the plane is zero and the unit sphere has Gauss curvature 1. In other words, it is impossible to produce a geographic map of any region on Earth without distortion.

Proof. Choose a chart $(u, v) \mapsto s(u, v)$ on Σ , and set $s^* = f \circ s$. Note that s^* is a chart of Σ^* , and

$$\langle s_u, s_u \rangle = \langle s_u^*, s_u^* \rangle, \quad \langle s_u, s_v \rangle = \langle s_u^*, s_v^* \rangle, \quad \langle s_v, s_v \rangle = \langle s_v^*, s_v^* \rangle$$

at any (u, v) . Indeed, the first and the third identities hold since otherwise f would not preserve the lengths of the coordinate lines $\gamma: t \mapsto s(t, v)$ or $\gamma: t \mapsto s(u, t)$. Taking this into account, the second identity holds since otherwise f would not preserve the lengths of the coordinate lines $\gamma: t \mapsto s(t, c - t)$ for some constant c .

Therefore, if s is a semigeodesic chart, then so is s^* . It remains to apply 16.3 and 16.4. \square

²Smoothness is essential — there are plenty of non-smooth length-preserving maps from the sphere to the plane; see [68] and the references therein.

Chapter 17

Comparison theorems

The comparison theorems provide a powerful means of applying Euclidean intuition in differential geometry.

This chapter is based on the introductory material in the book by Stephanie Alexander, Vitali Kapovitch, and the first author [4].

A Triangles and hinges

Recall that a shortest path between points x and y in a surface Σ is denoted by $[x, y]$ or $[x, y]_\Sigma$, and $|x - y|_\Sigma$ denotes the intrinsic distance from x to y in Σ .

A geodesic triangle in a surface Σ is defined as a triple of points $x, y, z \in \Sigma$ with a choice of minimizing geodesics $[x, y]_\Sigma$, $[y, z]_\Sigma$, and $[z, x]_\Sigma$. The points x, y, z are called the vertices of the triangle, the minimizing geodesics $[x, y]$, $[y, z]$, and $[z, x]$ are called its sides; the triangle itself is denoted by $[xyz]$, or $[xyz]_\Sigma$; the latter notation is used if we need to emphasize that the triangle lies on the surface Σ .

A triangle $[\tilde{x}\tilde{y}\tilde{z}]$ in the plane \mathbb{R}^2 is called a model triangle of the triangle $[xyz]$ if its corresponding sides are equal; that is,

$$|\tilde{x} - \tilde{y}|_{\mathbb{R}^2} = |x - y|_\Sigma, \quad |\tilde{y} - \tilde{z}|_{\mathbb{R}^2} = |y - z|_\Sigma, \quad |\tilde{z} - \tilde{x}|_{\mathbb{R}^2} = |z - x|_\Sigma.$$

In this case, we write $[\tilde{x}\tilde{y}\tilde{z}] = \tilde{\Delta}xyz$.

A pair of minimizing geodesics $[x, y]$ and $[x, z]$ starting from one point x is called a hinge and is denoted by $[x \begin{smallmatrix} y \\ z \end{smallmatrix}]$. The angle between these geodesics at x is denoted by $\angle[x \begin{smallmatrix} y \\ z \end{smallmatrix}]$. The corresponding angle $\angle[\tilde{x} \begin{smallmatrix} \tilde{y} \\ \tilde{z} \end{smallmatrix}]$ in a model triangle $[\tilde{x}\tilde{y}\tilde{z}] = \tilde{\Delta}xyz$ is denoted by $\tilde{\angle}(x \begin{smallmatrix} y \\ z \end{smallmatrix})$; it is called model angle of the triangle $[xyz]$ at x .

By side-side-side congruence condition, the model triangle $[\tilde{x}\tilde{y}\tilde{z}]$ is uniquely defined up to congruence. Therefore, the model angle $\tilde{\theta} = \angle(x \frac{y}{z})$ is uniquely defined as well. Note that by cosine rule, we have

$$\cos \tilde{\theta} = \frac{a^2 + b^2 - c^2}{2 \cdot a \cdot b},$$

where $a = |x - y|_\Sigma$, $b = |x - z|_\Sigma$, and $c = |y - z|_\Sigma$.

17.1. Exercise. Let $[x_n y_n z_n]$ be a sequence of triangles in a smooth surface Σ . Set $a_n = |x_n - y_n|_\Sigma$, $b_n = |x_n - z_n|_\Sigma$, and $c_n = |y_n - z_n|_\Sigma$, and $\tilde{\theta}_n = \angle(x_n \frac{y_n}{z_n})$. Suppose the sequences a_n and b_n are bounded away from zero; that is, $a_n > \varepsilon$ and $b_n > \varepsilon$ for a fixed $\varepsilon > 0$ and any n . Show that

$$(a_n + b_n - c_n) \rightarrow 0 \quad \Longleftrightarrow \quad \tilde{\theta}_n \rightarrow \pi$$

as $n \rightarrow \infty$

B Formulations

Part (a) of the following theorem is called the Cartan–Hadamard theorem; it was proved by Hans von Mangoldt [56] and generalized by Elie Cartan [14] and Jacques Hadamard [35].

Part (b) is called the Toponogov comparison theorem and sometimes the Alexandrov comparison theorem; it was proved by Paolo Pizzetti [72], rediscovered by Alexandr Alexandrov [1], and generalized by Victor Toponogov [82].

Recall that a surface Σ is called simply-connected if any closed simple curve in Σ bounds a disc.

17.2. Comparison theorems.

(a) If Σ is an open simply-connected smooth surface with nonpositive Gauss curvature, then

$$\angle[x \frac{y}{z}] \leq \tilde{\angle}(x \frac{y}{z})$$

for any geodesic triangle $[xyz]$.

(b) If Σ is a closed (or open) simply-connected smooth surface with non-negative Gauss curvature, then

$$\angle[x \frac{y}{z}] \geq \tilde{\angle}(x \frac{y}{z})$$

for any geodesic triangle $[xyz]$.

The proofs of parts (a) and (b) will be given in sections 17D and 17E respectively.

17.3. Exercise. Show that the conclusion in 17.2a does not hold the hyperboloid

$$\{(x, y, z) \in \mathbb{R}^3 : x^2 + y^2 - z^2 = 1\}.$$

In particular, 17.2a does not hold without assuming that Σ is simply-connected.

Let us discuss the relationship between the Gauss–Bonnet formula and the comparison theorems. Suppose a disc Δ is bounded by a geodesic triangle $[xyz]$ with internal angles α , β , and γ . Then the Gauss–Bonnet implies that

$$\alpha + \beta + \gamma - \pi = \iint_{\Delta} K;$$

in particular, both sides of the equation have the same sign. It follows that

- ◊ if $K_{\Sigma} \geq 0$, then $\alpha + \beta + \gamma \geq \pi$, and
- ◊ if $K_{\Sigma} \leq 0$, then $\alpha + \beta + \gamma \leq \pi$.

Now set $\hat{\alpha} = \angle[x_z^y]$, $\hat{\beta} = \angle[y_x^z]$, and $\hat{\gamma} = \angle[z_y^x]$. Since the angles of any plane triangle add up π , from the comparison theorems, we get that

- ◊ if $K_{\Sigma} \geq 0$, then $\hat{\alpha} + \hat{\beta} + \hat{\gamma} \geq \pi$, and
- ◊ if $K_{\Sigma} \leq 0$, then $\hat{\alpha} + \hat{\beta} + \hat{\gamma} \leq \pi$.

The triples of angles $\{\alpha, \beta, \gamma\}$, $\{\hat{\alpha}, \hat{\beta}, \hat{\gamma}\}$ are related by the identities:

$$\hat{\alpha} = \min\{\alpha, 2\pi - \alpha\}, \quad \hat{\beta} = \min\{\beta, 2\pi - \beta\}, \quad \hat{\gamma} = \min\{\gamma, 2\pi - \gamma\}.$$

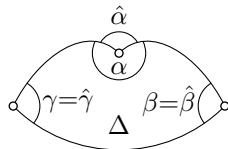
Therefore, despite the Gauss–Bonnet formula and the comparison theorems are closely related, this relationship is not straightforward.

For example, suppose $K \geq 0$. Then the Gauss–Bonnet formula does not forbid the internal angles α , β , and γ to be simultaneously close to 2π . But if α , β , and γ are each close to 2π , then $\hat{\alpha}$, $\hat{\beta}$, and $\hat{\gamma}$ are close to 0. The latter is impossible by the comparison theorem.

17.4. Exercise. Let p and q be points on a closed convex surface Σ that lie at a maximal intrinsic distance from each other; that is, for any $x, y \in \Sigma$ we have $|p - q|_{\Sigma} \geq |x - y|_{\Sigma}$. Show that

$$\angle[x_q^p] \geq \frac{\pi}{3}$$

for any point $x \in \Sigma \setminus \{p, q\}$.



17.5. Exercise. Let Σ be a closed (or open) surface with nonnegative Gauss curvature. Show that

$$\tilde{\Delta}(p_y^x) + \tilde{\Delta}(p_z^y) + \tilde{\Delta}(p_x^z) \leq 2 \cdot \pi.$$

for any four distinct points p, x, y, z in Σ .

C Local comparisons

The following local version of the comparison theorem follows from the Rauch comparison (16.10). It will be used in the proof of the global version (17.2).

17.6. Theorem. The comparison theorem (17.2) holds in a small neighborhood of any point.

Moreover, let Σ be a smooth surface without boundary. Then for any $p \in \Sigma$ there is $r > 0$ such that if $|p - x|_\Sigma < r$, then $\text{inj}(x)_\Sigma > r$, and the following statements hold:

(a) If Σ has nonpositive Gauss curvature, then

$$\angle[x_z^y] \leq \tilde{\Delta}(x_z^y)$$

for any geodesic triangle $[xyz]$ in $B(p, \frac{r}{4})_\Sigma$.

(b) If Σ has nonnegative Gauss curvature, then

$$\angle[x_z^y] \geq \tilde{\Delta}(x_z^y)$$

for any geodesic triangle $[xyz]$ in $B(p, \frac{r}{4})_\Sigma$.

Proof. The existence of $r > 0$ follows from 13.10. Let $[xyz]$ be a geodesic triangle in $B(p, \frac{r}{4})$.

Since $r < \text{inj}(x)_\Sigma$, we can choose $v, w \in T_x$ such that

$$\begin{aligned} y &= \exp_x v, & z &= \exp_x w, \\ |v|_{T_x} &= |x - y|_\Sigma, & |w|_{T_x} &= |x - z|_\Sigma, \\ \text{and} & & \angle[0_w^v]_{T_x} &= \angle[x_z^y]_\Sigma; \end{aligned}$$

in particular, $|v|, |w| < \frac{r}{2}$.

(a). Consider a minimizing geodesic γ joining y to z in Σ . Since $|x - y|_\Sigma, |x - z|_\Sigma < \frac{r}{2}$, the triangle inequality implies that γ lies in the r -neighborhood of x . In particular, $\log_x \circ \gamma$ is defined, and the curve $\tilde{\gamma} = \log_x \circ \gamma$ lies in an r -neighborhood of zero in T_x . Note that $\tilde{\gamma}$ connects v to w in T_x .

By Rauch comparison (16.10b), we have

$$\text{length } \tilde{\gamma} \leq \text{length } \gamma.$$

Since $|v - w|_{T_x} \leq \text{length } \tilde{\gamma}$ and $\text{length } \gamma = |y - z|_\Sigma$, we get

$$|v - w|_{T_x} \leq |y - z|_\Sigma.$$

By angle monotonicity (0.14), we get

$$\angle[0_w^v]_{T_x} \leq \tilde{\angle}(x_y^z).$$

whence the result.

(b). Consider the line segment $\tilde{\gamma}$ joining v to w in the tangent plane T_x , and set $\gamma = \exp_x \circ \tilde{\gamma}$. By Rauch comparison (16.10a), we have

$$\text{length } \tilde{\gamma} \geq \text{length } \gamma.$$

Since $|v - w|_{T_x} = \text{length } \tilde{\gamma}$ and $\text{length } \gamma \geq |y - z|_\Sigma$, we get

$$|v - w|_{T_x} \geq |y - z|_\Sigma.$$

By the angle monotonicity (0.14), we obtain

$$\angle[0_w^v]_{T_x} \geq \tilde{\angle}(x_y^z),$$

whence the result. □

D Nonpositive curvature

Proof of 17.2a. Since Σ is simply-connected, 15.7 implies that

$$\text{inj}(p)_\Sigma = \infty$$

for any $p \in \Sigma$. Therefore, 17.6a implies 17.2a. □

E Nonnegative curvature

We will prove 17.2b, first assuming that Σ is compact. The general case requires only minor modifications; they are indicated in Exercise 17.9 at the end of the section. The proof is taken from [4], and it is very close to the proof found independently by Urs Lang and Viktor Schroeder [51].

Proof of 17.2b in the compact case. Assume Σ is compact. From the local theorem (17.6), we get that there is $\varepsilon > 0$ such that the inequality

$$\angle[x_q^p] \geq \tilde{\angle}(x_q^p).$$

holds for any hinge $[x_q^p]$ with $|x-p|_\Sigma + |x-q|_\Sigma < \varepsilon$. The following lemma states that in this case, the same holds true for any hinge $[x_q^p]$ such that $|x-p|_\Sigma + |x-q|_\Sigma < \frac{3}{2} \cdot \varepsilon$. Applying the key lemma (17.7) a few times we get that the comparison holds for an arbitrary hinge, which proves 17.2b. \square

17.7. Key lemma. *Let Σ be an open or closed smooth surface. Assume the comparison*

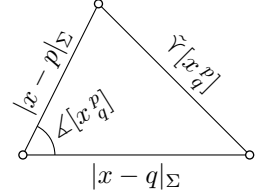
$$\textcircled{1} \quad \angle[x_z^y] \geq \tilde{\angle}(x_z^y)$$

holds for any hinge $[x_z^y]$ with $|x-y|_\Sigma + |x-z|_\Sigma < \frac{2}{3} \cdot \ell$. Then the comparison

$\textcircled{1}$ *holds for any hinge $[x_z^y]$ with $|x-y|_\Sigma + |x-z|_\Sigma < \ell$.*

Given a hinge $[x_q^p]$ consider a triangle in the plane with angle $\angle[x_q^p]$ and two adjacent sides $|x-p|_\Sigma$ and $|x-q|_\Sigma$. Let us denote by $\tilde{\gamma}[x_q^p]$ the third side of this triangle; it will be called the model side of the hinge.

The next computational exercise plays a role in the following proof.



17.8. Exercise. *Suppose hinges $[x_q^p]$ and $[x_y^p]$ have a common side $[x, p]$ and $[x, y] \subset [x, q]$. Show that*

$$\frac{|x-p| + |x-q| - \tilde{\gamma}[x_q^p]}{|x-q|} \leq \frac{|x-p| + |x-y| - \tilde{\gamma}[x_y^p]}{|x-y|}.$$

Proof. By the angle monotonicity (0.14), we have

$$\angle[x_q^p] \geq \tilde{\angle}(x_q^p) \iff \tilde{\gamma}[x_q^p] \geq |p-q|_\Sigma.$$

Therefore, it is sufficient to prove that

$$\textcircled{2} \quad \tilde{\gamma}[x_q^p] \geq |p-q|_\Sigma.$$

for a given hinge $[x_q^p]$ with $|x-p|_\Sigma + |x-q|_\Sigma < \ell$.

Let us describe a construction that produces a new hinge $[x_q'^p]$ for a given hinge $[x_q^p]$ such that

$$\frac{2}{3} \cdot \ell \leq |p-x|_\Sigma + |x-q|_\Sigma < \ell.$$

Assume $|x - q|_\Sigma \geq |x - p|_\Sigma$; otherwise, switch the roles of p and q in the construction. Take $x' \in [x, q]$ such that

$$\textcircled{3} \quad |p - x|_\Sigma + 3 \cdot |x - x'|_\Sigma = \frac{2}{3} \cdot \ell$$

Choose a geodesic $[x', p]$, and consider the hinge $[x' p_q]$ formed by $[x', p]$ and $[x', q] \subset [x, q]$.

By the triangle inequality, we have

$$\textcircled{4} \quad |p - x|_\Sigma + |x - q|_\Sigma \geq |p - x'|_\Sigma + |x' - q|_\Sigma.$$

Let us show that

$$\textcircled{5} \quad \tilde{\gamma}[x^p_q] \geq \tilde{\gamma}[x'^p_q]$$

By $\textcircled{3}$, we have that

$$\begin{aligned} |p - x|_\Sigma + |x - x'|_\Sigma &< \frac{2}{3} \cdot \ell, \\ |p - x'|_\Sigma + |x' - x|_\Sigma &< \frac{2}{3} \cdot \ell. \end{aligned}$$

Therefore, the assumption imply that

$$\textcircled{6} \quad \angle[x^p_{x'}] \geq \tilde{\angle}(x^p_{x'}) \quad \text{and} \quad \angle[x'^p_x] \geq \tilde{\angle}(x'^p_x).$$

Consider the model triangle $[\tilde{x}\tilde{x}'\tilde{p}] = \tilde{\Delta}xx'p$. Take \tilde{q} on the extension of $[\tilde{x}, \tilde{x}']$ beyond \tilde{x}' such that $|\tilde{x} - \tilde{q}|_\Sigma = |x - q|_\Sigma$, and therefore $|\tilde{x}' - \tilde{q}|_\Sigma = |x' - q|_\Sigma$.

From $\textcircled{6}$, we get

$$\angle[x^p_q] = \angle[x^p_{x'}] \geq \tilde{\angle}(x^p_{x'}).$$

Therefore,

$$\tilde{\gamma}[x^q_p] \geq |\tilde{p} - \tilde{q}|_{\mathbb{R}^2}.$$

Further, since $\angle[x'^p_x] + \angle[x'^p_q] = \pi$, the inequalities in $\textcircled{6}$ imply

$$\pi - \tilde{\angle}(x'^p_x) \geq \pi - \angle[x'^p_x] \geq \angle[x'^p_q].$$

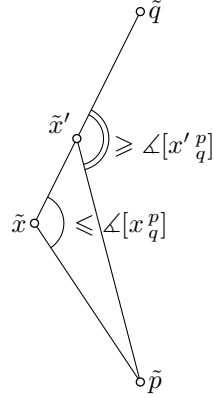
Therefore,

$$|\tilde{p} - \tilde{q}|_{\mathbb{R}^2} \geq \tilde{\gamma}[x'^q_p]$$

and $\textcircled{5}$ follows.

Set $x_0 = x$; apply inductively the above construction to get a sequence of hinges $[x_n^p_q]$ with $x_{n+1} = x'_n$. By $\textcircled{5}$ and $\textcircled{4}$, both sequences

$$s_n = \tilde{\gamma}[x_n^p_q] \quad \text{and} \quad r_n = |p - x_n|_\Sigma + |x_n - q|_\Sigma$$



are nonincreasing.

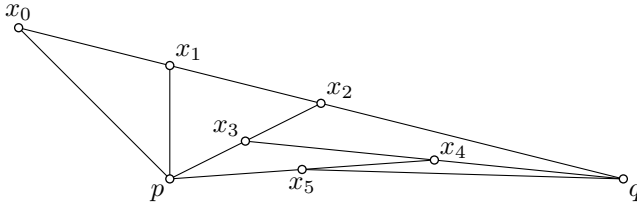
The sequence x_n might terminate at some n only if $r_n < \frac{2}{3} \cdot \ell$. In this case, by the assumptions of the lemma, we have

$$s_n = \tilde{\gamma}[x_n^p] \geq |p - q|_\Sigma.$$

Since the sequence s_n is nonincreasing, we get

$$\tilde{\gamma}[x_q^p] = s_0 \geq s_n \geq |p - q|_\Sigma;$$

whence ❷ follows.



It remains to prove ❷ if the sequence x_n does not terminate. By ❸,

$$\text{❷} \quad |x_n - x_{n-1}|_\Sigma \geq \frac{1}{100} \cdot \ell.$$

By ❹, $|x_n - p|, |x_n - q| < \ell$ for any n . In case $x_{n+1} \in [x_n, q]$, apply 17.8 for the hinges $[x_n^p]$ and $[x_n^p x_{n+1}]$. By ❻, $|p - x_{n+1}| \leq \tilde{\gamma}[x_n^p x_{n+1}]$. Therefore,

$$\text{❸} \quad r_n - s_n \leq 100 \cdot (r_n - r_{n+1})$$

In the case $x_{n+1} \in [x_n, p]$, inequality ❸ follows if one applies 17.8 for the hinges $[x_n^p]$ and $[x_n^p x_{n+1}]$.

The sequences r_n and s_n are nonincreasing and nonnegative; so, they have to converge. In particular, $(r_n - r_{n+1}) \rightarrow 0$ as $n \rightarrow \infty$. Therefore, ❸ implies that

$$\lim_{n \rightarrow \infty} s_n = \lim_{n \rightarrow \infty} r_n.$$

By the triangle inequality, $r_n \geq |p - q|_\Sigma$ for any n . Since s_n is nonincreasing, we get

$$\tilde{\gamma}[x_q^p] = s_0 \geq \lim_{n \rightarrow \infty} s_n = \lim_{n \rightarrow \infty} r_n \geq |p - q|_\Sigma$$

which finishes the proof of ❷. □

17.9. Exercise. Let Σ be an open surface with nonnegative Gauss curvature. Given $p \in \Sigma$, denote by R_p (the comparison radius at p) the maximal value (possibly ∞) such that the comparison

$$\angle[x_y^p] \geq \tilde{\angle}(x_y^p)$$

holds for any hinge $[x_y^p]$ with $|p - x|_\Sigma + |x - y|_\Sigma < R_p$.

- (a) Show that for any compact subset $K \subset \Sigma$, there is $\varepsilon > 0$ such that $R_p > \varepsilon$ for any $p \in K$.
 (b) Use part (a) to show that there is a point $p \in \Sigma$ such that

$$R_q > (1 - \frac{1}{100}) \cdot R_p,$$

for any $q \in B(p, 100 \cdot R_p)_\Sigma$.

- (c) Use (b) to extend the proof of 17.2b (page 168) to open surfaces.
 (Show that $R_p = \infty$ for any $p \in \Sigma$.)

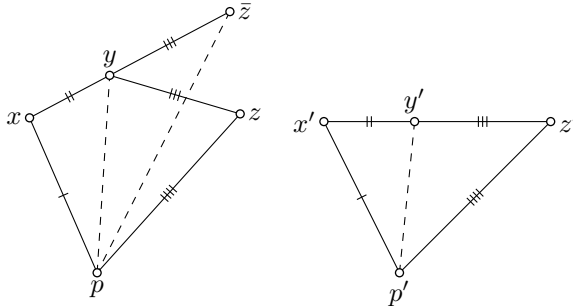
F Alexandrov's lemma

A reformulation of the following lemma (17.12) will be used in the next section to produce a few equivalent reformulations of the comparison theorems.

17.10. Lemma. *Consider two quadrangles in the Euclidean plane $pxyz$ and $p'x'y'z'$ with equal corresponding sides. Assume the sides $[x', y']$ and $[y', z']$ extend each other; that is, y' lies on the line segment $[x', z']$. Then the following expressions have the same signs:*

- (i) $|p - y| - |p' - y'|$;
- (ii) $\angle[x_p^y] - \angle[x_p'^{y'}]$;
- (iii) $\pi - \angle[y_x^p] - \angle[y_z^p]$;

Proof. Take a point \bar{z} on the extension of $[x, y]$ beyond y so that $|y - \bar{z}| = |y - z|$ (and therefore $|x - \bar{z}| = |x' - z'|$).



By the angle monotonicity (0.14), the following expressions have the same sign:

- (i) $|p - y| - |p' - y'|$;
- (ii) $\angle[x_p^y] - \angle[x_p'^{y'}] = \angle[x_p^{\bar{z}}] - \angle[x_p'^{z'}]$;
- (iii) $|p - \bar{z}| - |p' - z'| = |p - \bar{z}| - |p - z|$;
- (iv) $\angle[y_p^{\bar{z}}] - \angle[y_p^z]$;

The statement follows since

$$\angle[y'z'] + \angle[y'x'] = \pi \quad \text{and} \quad \angle[y\bar{z}] + \angle[yx] = \pi.$$

□

G Reformulations

In this section, we formulate conditions equivalent to the conclusion of the comparison theorem (17.2).

For any triangle $[xyz]$ in a surface Σ , and its model triangle $[\tilde{x}\tilde{y}\tilde{z}]$, there is a natural map $p \mapsto \tilde{p}$ that isometrically sends the geodesics $[x, y]$, $[y, z]$, $[z, x]$ to the line segments $[\tilde{x}, \tilde{y}]$, $[\tilde{y}, \tilde{z}]$, $[\tilde{z}, \tilde{x}]$, respectively. The triangle $[xyz]$ is called *fat* (*thin*) if the inequality

$$|p - q|_{\Sigma} \geq |\tilde{p} - \tilde{q}|_{\mathbb{R}^2} \quad (\text{or, respectively, } |p - q|_{\Sigma} \leq |\tilde{p} - \tilde{q}|_{\mathbb{R}^2})$$

holds for any two points p and q on the sides of $[xyz]$.

17.11. Proposition. *Let Σ be an open or closed smooth surface. Then the following three conditions are equivalent:*

(a) *For any geodesic triangle $[xyz]$ in Σ we have*

$$\angle[x_z^y] \geq \tilde{\angle}(x_z^y).$$

(b) *For any geodesic triangle $[pxz]$ in Σ and y on the side $[x, z]$ we have*

$$\tilde{\angle}(x_y^p) \geq \tilde{\angle}(x_z^p).$$

(c) *Any geodesic triangle in Σ is fat.*

Similarly, the following three conditions are equivalent:

(A) *For any geodesic triangle $[xyz]$ in Σ we have*

$$\angle[x_z^y] \leq \tilde{\angle}(x_z^y).$$

(B) *For any geodesic triangle $[pxz]$ in Σ and y on the side $[x, z]$ we have*

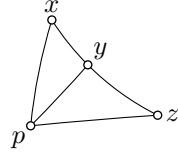
$$\tilde{\angle}(x_y^p) \leq \tilde{\angle}(x_z^p).$$

(C) *Any geodesic triangle in Σ is thin.*

In the proof, we will use the following translation of the Alexandrov lemma to the language of comparison triangles and angles.

17.12. Reformulation of Alexandrov lemma.

Let $[pxz]$ be a triangle in a surface Σ and y a point on the side $[x, z]$. Consider its model triangle $[\tilde{p}\tilde{x}\tilde{z}] = \triangle pxz$, and let \tilde{y} be the corresponding point on the side $[\tilde{x}, \tilde{z}]$. Then the following expressions have the same signs:



- (i) $|p - y|_{\Sigma} - |\tilde{p} - \tilde{y}|_{\mathbb{R}^2}$;
- (ii) $\angle(x_y^p) - \tilde{\angle}(x_y^p)$;
- (iii) $\pi - \angle(y_x^p) - \tilde{\angle}(y_x^p)$;

Proof of 17.11. We will prove the implications $(a) \Rightarrow (b) \Rightarrow (c) \Rightarrow (a)$. The implications $(A) \Rightarrow (B) \Rightarrow (C) \Rightarrow (A)$ can be proved in the same way with all inequalities reversed.

$(a) \Rightarrow (b)$. Note that $\angle[y_x^p] + \angle[y_z^p] = \pi$. By (a),

$$\tilde{\angle}(y_x^p) + \tilde{\angle}(y_z^p) \leq \pi.$$

It remains to apply Alexandrov's lemma (17.12).

$(b) \Rightarrow (c)$. Applying (b) twice, first for $y \in [x, z]$ and then for $w \in [p, x]$, we get that

$$\tilde{\angle}(x_y^w) \geq \tilde{\angle}(x_y^p) \geq \tilde{\angle}(x_z^p),$$

and therefore

$$|w - y|_{\Sigma} \geq |\tilde{w} - \tilde{y}|_{\mathbb{R}^2},$$

where \tilde{w} and \tilde{y} are the points corresponding to w and y points on the sides of the model triangle.

$(c) \Rightarrow (a)$. Since the triangle is fat, we have

$$\tilde{\angle}(x_y^w) \geq \tilde{\angle}(x_z^p)$$

for any $w \in [x, p] \setminus \{x\}$ and $y \in [x, z] \setminus \{x\}$. Note that $\tilde{\angle}(x_y^w) \rightarrow \angle[x_z^p]$ as $w, y \rightarrow x$. Whence the implication follows. \square

17.13. Exercise. Let Σ be an open smooth surface, γ a unit-speed geodesic in Σ , and $p \in \Sigma$.

Consider the function

$$h(t) = |p - \gamma(t)|_{\Sigma}^2 - t^2.$$

- (a) Show that if Σ is simply-connected and the Gauss curvature of Σ is nonpositive, then the function h is convex.
- (b) Show that if the Gauss curvature of Σ is nonnegative, then the function h is concave.

17.14. Exercise. Let \bar{x} and \bar{y} be the midpoints of minimizing geodesics $[p, x]$ and $[p, y]$ in an open smooth surface Σ .

(a) Show that if Σ is simply-connected and has nonpositive Gauss curvature, then

$$2 \cdot |\bar{x} - \bar{y}|_{\Sigma} \leq |x - y|_{\Sigma}.$$

(b) Show that if the Gauss curvature of Σ is nonnegative, then

$$2 \cdot |\bar{x} - \bar{y}|_{\Sigma} \geq |x - y|_{\Sigma}.$$

17.15. Exercise. Let γ_1 and γ_2 be two geodesics in an open smooth regular simply-connected surface Σ with nonpositive Gauss curvature. Show that the function

$$h(t) = |\gamma_1(t) - \gamma_2(t)|_{\Sigma}$$

is convex.

17.16. Exercise. Let Σ be an open or closed smooth surface Σ with nonnegative Gauss curvature. Show that area of any R -ball in the intrinsic metric of Σ is at most $\pi \cdot R^2$.

17.17. Exercise. Let Δ be an R -ball in the intrinsic metric of an open simply connected smooth surface Σ with nonpositive Gauss curvature.

(a) Show that the boundary of Δ is a smooth curve with geodesic curvature at least $\frac{1}{R}$.

(b) Show that the area of Δ is at least $\pi \cdot R^2$.

The following exercise generalizes the Moon in a puddle theorem (7.14); it was suggested by Dmitri Burago.

17.18. Advanced exercise. Let Δ be a disc in a smooth surface Σ with nonpositive Gauss curvature. Assume Δ is bounded by a smooth curve γ with geodesic curvature at most 1 by absolute value. Show that Δ contains a unit ball in the intrinsic metric of Σ ; that is, there is a point $x \in \Delta$ such that if $|x - y|_{\Sigma} \leq 1$ then $y \in \Delta$.

Conclude that the area of Δ is at least π .

Semisolutions

0.1. Check all the conditions in the definition of metric, page 8.

0.2; (a). Observe that $|p - q|_{\mathcal{X}} \leq 1$. Apply the triangle inequality to show that $|p - x|_{\mathcal{X}} \leq 2$ for any $x \in B[q, 1]$. Make a conclusion.

(b). Take \mathcal{X} to be the half-line $[0, \infty)$ with the standard metric; $p = 0$ and $q = \frac{4}{5}$.

0.5. Show that the conditions in 0.4 hold for $\delta = \varepsilon$.

0.7. Suppose the complement $\Omega = \mathcal{X} \setminus Q$ is open. Then for each point $p \in \Omega$ there is $\varepsilon > 0$ such that $|p - q|_{\mathcal{X}} > \varepsilon$ for any $q \in Q$. It follows that p is *not* a limit point of any sequence $q_n \in Q$. That is, any limit of a sequence in Q lies in Q ; by the definition, Q is closed.

Now suppose $\Omega = \mathcal{X} \setminus Q$ is not open. Show that there is a point $p \in \Omega$ and a sequence $q_n \in Q$ such that $|p - q_n|_{\mathcal{X}} < \frac{1}{n}$ for any n . Conclude that $q_n \rightarrow p$ as $n \rightarrow \infty$; therefore Q is not closed.

1.2; (a). Use that a continuous injection defined on a compact domain is an embedding (0.9).

(b). The image of γ might have the shape of the digit 8 or 9.

1.3. Let α be a path, connecting p to q .

Passing to a subarc of α , we can assume that $\alpha(t) \neq p, q$ for $t \neq 0, 1$.

An open set Ω in $(0, 1)$ will be called suitable if, for any connected component (a, b) of Ω , we have $\alpha(a) = \alpha(b)$. Show that the union of nested suitable sets is suitable. Therefore, we can find a maximal suitable set $\hat{\Omega}$.

Define $\beta(t) = \alpha(a)$ for any t in a connected component $(a, b) \subset \hat{\Omega}$, and $\beta(t) = \alpha(t)$ for $t \notin \hat{\Omega}$. Note that for any $x \in [0, 1]$ the set $\beta^{-1}\{\beta(x)\}$ is connected.

It remains to show that β is a reparametrization of a simple path. In order to do that, we need to construct a non-decreasing surjective function $\tau: [0, 1] \rightarrow [0, 1]$ such that $\tau(t_1) = \tau(t_2)$ if and only if there is a connected component $(a, b) \subset \hat{\Omega}$ such that $t_1, t_2 \in [a, b]$.

The required function τ can be constructed similarly to the so-called devil's staircase — learn this construction and modify it.

The simple arc we are looking for is $\beta \circ \sigma$, where $\sigma: [0, 1] \rightarrow [0, 1]$ is any right inverse of τ .

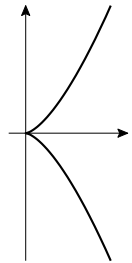
1.4. Denote the union of two half-axis by L .

Observe that $f(t) \rightarrow \infty$ as $t \rightarrow \infty$. Since $f(0) = 0$, the intermediate value theorem implies that $f(t)$ takes all nonnegative values for $t \geq 0$. Use it to show that L is the range of α .

Further, show that the function f is strictly increasing for $t > 0$. Use this to show that the map $t \mapsto \alpha(t)$ is injective.

Summarizing, we get that α is a smooth parametrization of L .

Now suppose $\beta: t \mapsto (x(t), y(t))$ is a smooth parametrization of L . Without loss of generality, we may assume that $x(0) = y(0) = 0$. Note that $x(t) \geq 0$ for any t therefore $x'(0) = 0$. The same way we get that $y'(0) = 0$. That is, $\beta'(0) = 0$; so L does not admit a smooth regular parametrization.

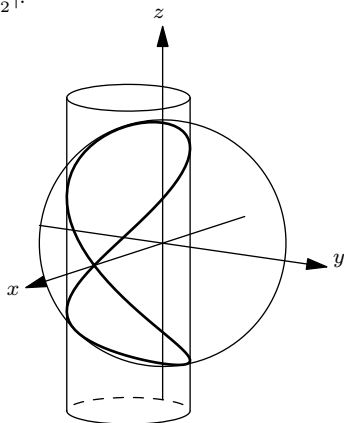


1.5. Apply the definitions. For (b) you need to check that $\gamma'_\ell \neq 0$. For (c) you need to check that $\gamma_\ell(t_0) = \gamma(t_1)$ only if $t_0 = t_1$.

1.6. Note that the parametrization $t \mapsto (t, t^3)$ is smooth and regular. Modify it so it has zero speed at some point.

1.7. This is the so-called semicubical parabola; it is shown on the diagram. Try to argue similarly to 1.4.

1.8. For $\ell = 0$ the system describes a pair of points $(0, 0, \pm 1)$, so we can assume that $\ell \neq 0$. Note that the first equation describes the unit sphere centered at the origin, and the second equation describes a cylinder over the circle in the (x, y) -plane with center at $(-\frac{\ell}{2}, 0)$ and radius $|\frac{\ell}{2}|$.



Find the gradients ∇f and ∇h for the functions

$$f(x, y, z) = x^2 + y^2 + z^2 - 1,$$

$$h(x, y, z) = x^2 + \ell \cdot x + y^2.$$

Show that for $\ell \neq 0$, the gradients are linearly dependent only on the x -axis. Conclude that for $\ell \neq \pm 1$ each connected component of the set of solutions is a smooth regular curve.

Show that

◊ if $|\ell| < 1$, then the set has two connected components with $z > 0$ and $z < 0$.

◊ if $|\ell| \geq 1$, then the set is connected.

Note that the linear independence of the gradients provides only a sufficient condition. Therefore, the case $\ell = \pm 1$ has to be checked by hand. In this case, a neighborhood of $(\pm 1, 0, 0)$ does not admit a smooth regular parametrization — try to prove it. The case $\ell = 1$ is shown on the diagram.

Remark. In the case $\ell = \pm 1$, the curve is called Viviani's curve. It admits the following smooth regular parametrization with a self-intersection: $t \mapsto (\pm(\cos t)^2, \cos t \cdot \sin t, \sin t)$.

1.9. Assume the contrary, then there is a sequence of real numbers $t_n \rightarrow \pm\infty$ such that $\gamma(t_n)$ converges; denote its limit by p . Let K be a closed ball centered at p . Observe that $\gamma^{-1}(K)$ is not compact. Conclude that γ is not proper.

1.10. Show and use that a set $C \subset \mathbb{R}^3$ is closed if and only if the intersection $K \cap C$ is compact for any compact $K \subset \mathbb{R}^3$.

1.11. Without loss of generality, we may assume that the origin does not lie on the curve.

Show that inversion of the plane $(x, y) \mapsto (\frac{x}{x^2+y^2}, \frac{y}{x^2+y^2})$ maps our curve to a closed curve with the origin removed. Apply Jordan's theorem for the obtained curve, and use the inversion again.

2.2. Show that if we take the least upper bound in 2.1 for all sequences $a = t_0 \leq t_1 \leq \dots \leq t_k = b$, then the result is the same.

Suppose γ_2 is reparametrization of γ_1 by $\tau: [a_1, b_1] \rightarrow [a_2, b_2]$; without loss of generality, we may assume that τ is nondecreasing. Set $\theta_i = \tau(t_i)$. Observe that $a_2 = \theta_0 \leq \theta_1 \leq \dots \leq \theta_k = b_2$ if and only if $a_1 = t_0 \leq t_1 \leq \dots \leq t_k = b_1$. Make a conclusion.

2.3. Show that for any inscribed polygonal line β and any $\varepsilon > 0$ we have

$$\text{length } \beta_n > \text{length } \beta - \varepsilon.$$

for all large n . Conclude that

$$\lim_{n \rightarrow \infty} \text{length } \beta_n \geq \text{length } \gamma.$$

Use the definition of length to show that

$$\overline{\lim}_{n \rightarrow \infty} \text{length } \beta_n \leq \text{length } \gamma.$$

Observe that the two obtained inequalities imply the required statement.

2.4. Choose a partition $0 = t_0 < \dots < t_n = 1$ of $[0, 1]$. Set $\tau_0 = 0$ and

$$\tau_i = \max \{ \tau \in [0, 1] : \beta(\tau_i) = \gamma(t_i) \}$$

for $i > 0$. Show that (τ_i) is a partition of $[0, 1]$; that is, $0 = \tau_0 < \tau_1 < \dots < \tau_n = 1$.

By construction

$$\begin{aligned} |\gamma(t_0) - \gamma(t_1)| + |\gamma(t_1) - \gamma(t_2)| + \dots \\ \dots + |\gamma(t_{n-1}) - \gamma(t_n)| = \\ = |\beta(\tau_0) - \beta(\tau_1)| + |\beta(\tau_1) - \beta(\tau_2)| + \dots \\ \dots + |\beta(\tau_{n-1}) - \beta(\tau_n)|. \end{aligned}$$

Since the partition (t_i) is arbitrary, we get

$$\text{length } \beta \geq \text{length } \gamma.$$

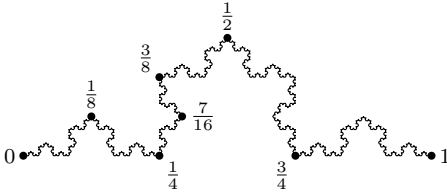
Remarks. The inequality might be strict. It happens if β runs back and forth along γ . In this case the partition (τ_i) above is *not* arbitrary.

If one assumes only that $\beta([0, 1]) \supset \gamma([0, 1])$, then the problem becomes harder. It follows from the following useful fact [11, 2.6.1+2.6.2]: Denote by h the 1-dimensional Hausdorff measure of the image $\gamma([0, 1])$. Then $h \leq \text{length } \gamma$; moreover the equality holds if γ is simple.

2.5. For (a), apply the fundamental theorem of calculus for each segment in a given partition. For (b) consider a partition such that the velocity vector $\alpha'(t)$ is nearly constant on each of its segments.

2.6. Use the theorems of Rademacher and Lusin (0.19 and 0.20).

2.7; (a). Look at the diagram, and guess the parametrization of an arc of the snowflake by $[0, 1]$. Extend it to the whole snowflake. Show that it indeed describes an embedding of the circle into the plane.



(b). Suppose $\gamma: [0, 1] \rightarrow \mathbb{R}^2$ is a rectifiable curve and let γ_k be a scaled copy of γ with factor $k > 0$; that is, $\gamma_k(t) = k \cdot \gamma(t)$ for any t . Show that

$$\text{length } \gamma_k = k \cdot \text{length } \gamma.$$

Now suppose the arc γ of the Koch snowflake shown on the diagram is rectifiable; denote its length by ℓ . Observe that γ can be divided into 4 arcs such that each one is a scaled copy of γ with factor $\frac{1}{3}$. It follows that $\ell = \frac{4}{3} \cdot \ell$. Evidently, $\ell > 0$ — a contradiction.

2.9. We have to assume $a \neq 0$ or $b \neq 0$; otherwise, we get a constant curve.

Show that $|\gamma'(t)| \equiv \sqrt{a^2 + b^2}$; in particular, the velocity is constant. Therefore, $s = t/\sqrt{a^2 + b^2}$ is an arc-length parameter. It remains to substitute $s \cdot \sqrt{a^2 + b^2}$ for t .

2.13. Choose a closed polygonal line $p_1 \dots p_n$ inscribed in β . By 2.12, we can assume that its

length is arbitrary close to the length of β ; that is, given $\varepsilon > 0$

$$\text{length}(p_1 \dots p_n) > \text{length } \beta - \varepsilon.$$

Show that we may assume in addition that each point p_i lies on α .

Since α is simple, the points p_1, \dots, p_n appear on α in the same cyclic order; that is, the polygonal line $p_1 \dots p_n$ is also inscribed in α . In particular,

$$\text{length } \alpha \geq \text{length}(p_1 \dots p_n).$$

It follows that

$$\text{length } \alpha > \text{length } \beta - \varepsilon.$$

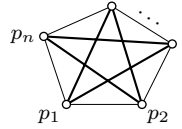
for any $\varepsilon > 0$. Whence

$$\text{length } \alpha \geq \text{length } \beta.$$

If α has self-intersections, then the points p_1, \dots, p_n might appear on α in a different cyclic order, say p_{i_1}, \dots, p_{i_n} . Apply the triangle inequality to show that

$$\text{length}(p_{i_1} \dots p_{i_n}) \geq \text{length}(p_1 \dots p_n)$$

and use it to modify the given proof.



2.15. Denote by ℓ_v the line segment obtained by orthogonal projection of γ to the line in the direction v . Since γ_v runs along ℓ_v back and forth, we get

$$\text{length } \gamma_v \geq 2 \cdot \text{length } \ell_v.$$

By the Crofton formula,

$$\text{length } \gamma \geq \pi \cdot \overline{\text{length } \ell_v}.$$

In the case of equality, the curve γ_v runs exactly back and forth along ℓ_v without additional zigzags for almost all (and therefore for all) v .

Let K be a closed set bounded by γ . Observe that the last statement implies that every line may intersect K only along a closed segment or a single point. It follows that K is convex.

2.16. The proof is identical to the proof of the standard Crofton formula. To find the coefficients it is sufficient to check it on a unit interval. The latter can be done by integration:

$$\frac{1}{k_a} = \frac{1}{\text{area } \mathbb{S}^2} \cdot \iint_{\mathbb{S}^2} |x|;$$

$$\frac{1}{k_b} = \frac{1}{\text{area } \mathbb{S}^2} \cdot \iint_{\mathbb{S}^2} \sqrt{1 - x^2}.$$

The answers are $k_a = 2$ and $k_b = \frac{4}{\pi}$.

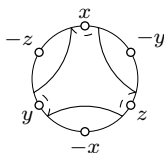
2.18. The only-if part is trivial. To show the if part, assume A is not convex; that is, there are points $x, y \in A$ and a point $z \notin A$ that lies between x and y .

Since A is closed, its complement is open. That is, the ball $B(z, \varepsilon)$ does not intersect A for some $\varepsilon > 0$.

Show that there is $\delta > 0$ such that any path of length at most $|x - y|_{\mathbb{R}^3} + \delta$ passes thru $B(z, \varepsilon)$. It follows that $|x - y|_A \geq |x - y|_{\mathbb{R}^3} + \delta$; in particular, $|x - y|_A \neq |x - y|_{\mathbb{R}^3}$.

2.21. The spherical curve shown on the diagram does not have antipodal pairs of points. However, it has three points x, y, z on one of its sides and their antipodal points $-x, -y, -z$ on the other.

Show that this property is sufficient to conclude that the curve does not lie in any hemisphere.



2.22. Assume the contrary, then by the hemisphere lemma (2.20) γ lies in an open hemisphere. In particular, it cannot divide \mathbb{S}^2 into two regions of equal area — a contradiction.

2.23. The very first sentence is wrong — it is *not* sufficient to show that the diameter is at most 2. For example, if an equilateral triangle has circumradius slightly above 1, then its diameter (which is defined as the maximal distance between its points) is slightly bigger than $\sqrt{3}$, so it is smaller than 2.

On the other hand, it is easy to modify the proof of the hemisphere lemma (2.20) to get a correct solution. That is, (1) choose two points p and q on γ that divide it into two arcs of the same length; (2) set z to be a midpoint of p and q , and (3) show that γ lies in the unit disc centered at z .

2.24. For (a), modify the proof of the original Crofton formula (Section 2E).

(b). Assume length $\gamma < 2 \cdot \pi$. By (a),

$$\overline{\text{length } \gamma_v^*} < 2 \cdot \pi.$$

Therefore, we can choose u so that

$$\text{length } \gamma_u^* < 2 \cdot \pi.$$

Observe that γ_u^* runs in a semicircle h . Therefore γ lies in a hemisphere with h as a diameter.

3.2. For a unit-speed parametrization γ , we have $\gamma'' \equiv 0$. Therefore, the velocity $v = \gamma'$ is constant. Hence, $\gamma(t) = p + (t - t_0) \cdot v$, where $p = \gamma(t_0)$.

3.3. Observe that $\alpha(t) := \gamma_\lambda(t/\lambda)$ is a unit-speed parametrization of the curve γ_λ . Apply the chain rule twice.

3.4. Differentiate the identity $\langle \gamma(s), \gamma(s) \rangle = 1$ a couple of times.

3.5. Set $\tau = \frac{\gamma'}{|\gamma'|}$. Prove and use the following identities:

$$\gamma'' - (\gamma'')^\perp = \tau \cdot \langle \gamma'', \tau \rangle, \quad |\gamma'| = \sqrt{\langle \gamma', \gamma' \rangle}.$$

3.6. Apply 3.5a for the parametrization $t \mapsto (t, f(t))$.

3.7. Without loss of generality, we may assume that γ has a unit-speed parametrization.

Consider the tangent indicatrix $\tau(s) = \gamma'(s)$. Note that τ is a spherical curve and $|\tau'| \leq 1$. Use it to construct a sequence of unit-speed spherical curves $\tau_n: \mathbb{I} \rightarrow \mathbb{S}^2$ such that $\tau_n(s) \rightarrow \tau(s)$ as $n \rightarrow \infty$ for any s . Show that the following sequence of curves solves the problem:

$$\gamma_n(s) = \gamma(a) + \int_a^s \tau_n(t) \cdot dt.$$

3.8. Reuse the construction in 2.21 to get a closed smooth simple spherical curve $\tau: \mathbb{S}^1 \rightarrow \mathbb{S}^2$ that contains no pair of antipodal points and has zero average. Then construct a curve with tangent indicatrix τ . (It was constructed by Beniamino Segre [75].)

3.9. Show that $\gamma''_{a,b} \perp \gamma'_{a,b}$, and apply 3.5a.

3.12. Apply Fenchel's theorem.

3.13. We can assume that γ is unit-speed. Set $\theta(s) = \angle(\gamma(s), \gamma'(s))$. Since $\langle \tau, \tau \rangle = 1$, we have $\tau' \perp \tau$. Observe that $\langle \tau, \sigma \rangle = \cos \theta$; therefore

$$\begin{aligned} \kappa \cdot \sin \theta &= |\tau'| \cdot \sin \theta \geq -\langle \tau', \sigma \rangle = \\ &= \langle \tau, \sigma' \rangle - \langle \tau, \sigma \rangle' = \\ &= (|\sigma'| + \theta') \cdot \sin \theta. \end{aligned}$$

Whence $\kappa \geq |\sigma'| + \theta'$ if $\theta \neq 0, \pi$. It remains to integrate this inequality and show that the set with $\theta \neq 0$ or π does not create a problem.

An alternative solution can be built on 4.5.

3.15; (a). Since $|\gamma(s)| \leq 1$, we have

$$\langle \gamma''(s), \gamma(s) \rangle \geq -|\gamma''(s)| \cdot |\gamma(s)| \geq -\kappa(s)$$

for all s .

(b). Since γ is unit-speed, we have $\ell = \text{length } \gamma$ and $\langle \gamma', \gamma' \rangle \equiv 1$. Therefore,

$$\begin{aligned} \int_0^\ell \langle \gamma(s), \gamma'(s) \rangle' \cdot ds &= \int_0^\ell \langle \gamma'(s), \gamma'(s) \rangle \cdot ds + \\ &+ \int_0^\ell \langle \gamma(s), \gamma''(s) \rangle \cdot ds \geq \\ &\geq \text{length } \gamma - \Phi(\gamma). \end{aligned}$$

(c). By the fundamental theorem of calculus, we have

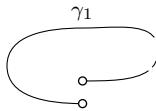
$$\int_0^\ell \langle \gamma(s), \gamma'(s) \rangle' \cdot ds = \langle \gamma(s), \gamma'(s) \rangle \Big|_0^\ell.$$

Since $\gamma(0) = \gamma(\ell)$ and $\gamma'(0) = \gamma'(\ell)$, the right-hand side vanishes.

Note that without loss of generality, we can assume the curve in 3.14 is described by a loop $\gamma: [0, \ell] \rightarrow \mathbb{R}^3$ parametrized by arc-length. We can also assume that the origin is the center of the ball; that is $|\gamma| \leq 1$. Since γ is a smooth closed curve, we have $\gamma'(0) = \gamma'(\ell)$ and $\gamma(0) = \gamma(\ell)$. Therefore, (b) and (c) imply 3.14.

3.16. Show that no line distinct from ℓ can support F at p . Apply 0.17 to show that there is a line supporting F at p . Conclude that it must be ℓ .

3.20. Start with the curve γ_1 shown on the diagram. To obtain γ_2 , slightly unbend (that is, decrease the curvature of) the dashed arc of γ_1 .



3.21; (a). Choose a value $s_0 \in [a, b]$ that splits the total curvature of γ into two equal parts. Observe that $\angle(\gamma'(s_0), \gamma'(s)) \leq \theta$ for any s . Use this inequality in the same way as in the proof of the bow lemma.

Part (b) is straightforward. For part (c) consider the concatenation of two equal line segments with the external angle $2\cdot\theta$ and smooth its joint.

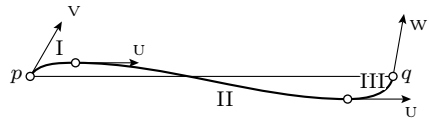
3.22. Let $\ell = \text{length } \gamma$. Suppose $\ell_1 < \ell < \ell_2$. Let γ_1 be an arc of the unit circle with length ℓ .

Show that the distance between the endpoints of γ_1 is smaller than $|p - q|$, and apply the bow lemma (3.19).

3.23. Suppose $\text{length } \gamma < 2\cdot\pi$. Apply the bow lemma (3.19) to γ and an arc of the unit circle of the same length.

3.24. Choose a smooth regular spherical curve α that runs near one point; for example, a small spherical circle centered at this point. Consider a curve τ that runs along α with speed $\kappa(s)$ at any $s \in [0, \ell]$. Show that a curve with tangent indicatrix τ solves the problem.

4.3. Set $\alpha = \angle(w, v)$ and $\beta = \angle(v, u)$. Try to guess the example from the diagram.



The shown curve is divided into three arcs: I, II, and III. Arc I turns from v to u ; it has total curvature α . Similarly, arc III turns from u to w and has total curvature β . Arc II goes very close and almost parallel to the chord pq , and its total curvature can be made arbitrarily small.

4.4. Use the fact that an exterior angle of a triangle equals the sum of the two remote interior angles. For the second part apply induction on the number of vertices.

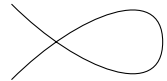
4.8. By 4.5, $\Phi(\gamma) \geq \Phi(\beta)$; it remains to show that $\Phi(\gamma) \leq \sup\{\Phi(\beta)\}$. In other words, given $\varepsilon > 0$ and a polygonal line $\sigma = u_0 \dots u_k$ inscribed in the tangent indicatrix τ of γ , we need to construct a polygonal line β inscribed in γ such that

$$\textcircled{1} \quad \text{length } \sigma < \Phi(\beta) + \varepsilon.$$

Suppose $u_i = \tau(s_i)$. Choose an inscribed polygonal line $\beta = p_0 \dots p_{2\cdot k+1}$ such that $p_{2\cdot i}$ and $p_{2\cdot i+1}$ lie sufficiently close to $\gamma(s_i)$; so we can assume that the direction of $p_{2\cdot i+1} - p_{2\cdot i}$ is sufficiently close to u_i for each i . Show that $\textcircled{1}$ holds true for the constructed polygonal line β .

4.6; (a) See the diagram.

(b). Assume x is a point of self-intersection. Show that we may choose two points y and z on γ so that the triangle xyz is nondegenerate. In particular, $\angle[yz] + \angle[zy] < \pi$, or, equivalently, for



the nonclosed polygonal line $xyzx$ we have $\Phi(xyzx) > \pi$. It remains to apply 4.5.

4.7. Consider the closed polygonal line $acbd$. Observe that $\Phi(acbd) = 4 \cdot \pi$. It remains to apply 4.5.

4.11. Show that for any polygonal line β in a ball of radius R , we have

$$\Phi(\beta) + 2 \cdot \pi \geq \frac{\text{length } \beta}{R}.$$

Observe that γ lies in a ball and apply this inequality.

An example for the second question can be found among logarithmic spirals.

5.1. The arc-length parameter s is already found in 2.9. It remains to find the Frenet frame and calculate curvature and torsion. The latter can be done by straightforward calculations.

The answers are

$$T(t) = \frac{(-a \cdot \sin t, a \cdot \cos t, b)}{\sqrt{a^2 + b^2}},$$

$$N(t) = (-\cos t, -\sin t, 0),$$

$$B(t) = \frac{(b \cdot \sin t, -b \cdot \cos t, a)}{\sqrt{a^2 + b^2}},$$

$$\kappa \equiv \frac{a}{a^2 + b^2},$$

$$\tau \equiv \frac{b}{a^2 + b^2}.$$

It remains to show that the map $(a, b) \mapsto (\frac{a}{a^2 + b^2}, \frac{b}{a^2 + b^2})$ sends bijectively the half plane $a > 0$ onto itself.

5.2. By the product rule, we get

$$B' = (T \times N)' = T' \times N + T \times N'.$$

It remains to substitute the values from ② and ③ and simplify.

5.3. This is a consequence of the equation $B' = -\tau \cdot N$.

5.5. Observe that $\frac{\gamma' \times \gamma''}{|\gamma' \times \gamma''|}$ is a unit vector perpendicular to the plane spanned by γ' and γ'' , so, up to sign, it has to be equal to B . It remains to check that the sign is right.

5.4. We can assume that γ_0 is unit-speed. Show that $|\gamma_1'| = |T - \tau \cdot N| \geq 1$ and use it.

5.6. Assume that the tangent indicatrix has no self-intersection. Show that it lies in an open hemisphere and argue as in Fenchel's theorem.

5.8; (a). Observe that $\langle w, T \rangle' = 0$. Show that it implies that $\langle w, N \rangle = 0$. Further, show and use that $\langle w, T \rangle^2 + \langle w, B \rangle^2 = \langle w, w \rangle$. To prove the last identity, apply the Frenet formula for N' .

(b). Show that $w' = 0$; it implies that $\langle w, T \rangle = \frac{\tau}{\kappa}$. In particular, the velocity vector of γ makes a constant angle with w ; that is, γ has a constant slope.

5.9. Suppose α is an evolvent of γ , and w is a fixed vector. Show that $\langle w, \alpha \rangle$ is constant if γ makes a constant angle with w .

5.11. Part (a) follows from the fact that (T, N, B) is an orthonormal basis. For (b), take the first and second derivatives of the identity $\langle \gamma, \gamma \rangle = 1$ and simplify them using the Frenet formulas. Part (c) follows from (b) and the Frenet formulas. By (c), $\int \frac{\tau}{\kappa} = 0$, hence (d) follows. Part (e) is proved by algebraic manipulations.

(f). Use the Frenet formulas to show that $(\gamma + \frac{1}{\kappa} \cdot N + \frac{\kappa'}{\kappa^2 \cdot \tau} \cdot B)' = 0$.

5.13. Use the second statement in 5.1.

5.14. Note that the function

$$\begin{aligned} \rho(\ell) &= |\gamma(t + \ell) - \gamma(t)|^2 = \\ &= \langle \gamma(t + \ell) - \gamma(t), \gamma(t + \ell) - \gamma(t) \rangle \end{aligned}$$

is smooth and does not depend on t . Express speed, curvature, and torsion of γ in terms of the derivatives $\rho^{(n)}(0)$. Be patient, you will need two derivatives for the speed, four for the curvature, and six for the torsion. Once it is done, apply 5.13.

6.1. Without loss of generality, we may assume that γ_0 is parametrized by its arc-length. Then

$$|\gamma_1'| = |\gamma_0' + \tau'| = |T + \kappa \cdot N|.$$

It follows that

$$|\gamma_1'(t)| \geq |\gamma_0'(t)| \quad \text{and} \quad |\gamma_1'(t)| \geq |\kappa(t) \gamma_0|$$

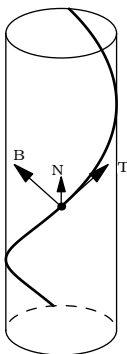
for any $t \in [a, b]$. Integrate these inequalities and apply 2.5.

6.4. Observe that

$$\gamma_a'(t) = (1 + a \cdot \cos t, -a \cdot \sin t);$$

that is, γ_a' runs clockwise along a circle with center at $(1, 0)$ and radius $|a|$.

Case $|a| > 1$. Note that $\tau_a(t) = \gamma_a'/|\gamma_a'|$ runs clockwise and makes a full turn in time



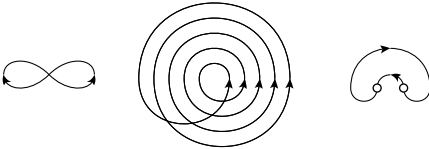
$2\cdot\pi$. Therefore, $\Psi(\gamma_a) = -2\cdot\pi$ and $\Phi(\gamma)_a = |\Psi(\gamma_a)| = 2\cdot\pi$.

Case $|a| < 1$. Set $\theta_a = \arcsin a$. Show that $\tau_a(t) = \gamma'_a/|\gamma'_a|$ starts with the horizontal direction $\tau_a(0) = (1, 0)$, turns monotonically to angle θ_a , then monotonically to $-\theta_a$ and then monotonically back to $\tau_a(2\cdot\pi) = (1, 0)$. It follows that if $|a| > 1$, then $\Psi(\gamma_a) = 0$ and $\Phi(\gamma_a) = 4\cdot\theta_a$.

Case $a = -1$. The velocity $\gamma'_{-1}(t)$ vanishes at $t = 0$ and $2\cdot\pi$. Nevertheless, the curve admits a smooth regular parametrization — find it. The answer is $\Phi(\gamma_{-1}) = -\Psi(\gamma_{-1}) = \pi$.

Case $a = 1$. The velocity $\gamma'_1(t)$ vanishes at $t = \pi$. At $t = \pi$ the curve has a cusp; that is, γ_1 turns exactly back at the time π . So $\gamma_1(t)$ has undefined total signed curvature. The curve is a joint of two smooth arcs with external angle π , and the total curvature of each arc is $\frac{\pi}{2}$, so $\Phi(\gamma_1) = \frac{\pi}{2} + \pi + \frac{\pi}{2} = 2\cdot\pi$.

6.6. The answers are shown. In the last picture, we assume that the two marked points have parallel tangent lines.



6.7; (a). Show that

$$\gamma'_\ell(t) = (1 - \ell \cdot k(t)) \cdot \gamma'(t).$$

By regularity of γ , $\gamma' \neq 0$. So if $\gamma'_\ell(t) = 0$, then $\ell \cdot k(t) = 1$.

(b). We can assume that γ is parametrized by its arc-length, so $\gamma'(t) = \tau(t)$. Suppose $|\ell| < \frac{1}{\kappa(t)}$ for any t . Then

$$|\gamma'_\ell(t)| = (1 - \ell \cdot k(t)).$$

Therefore,

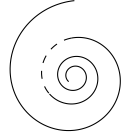
$$\begin{aligned} L(\ell) &= \int_a^b (1 - \ell \cdot k(t)) \cdot dt = \\ &= \int_a^b 1 \cdot dt - \ell \cdot \int_a^b k(t) \cdot dt = \\ &= L(0) + \ell \cdot \Psi(\gamma). \end{aligned}$$

(c). Consider the unit circle $\gamma(t) = (\cos t, \sin t)$ for $t \in [0, 2\cdot\pi]$ and γ_ℓ for $\ell = 2$.

6.10. Use the definition of osculating circle via order of contact, plus use the fact that inversions send circles to circlines.

6.12. We assume that γ is unit-speed. Show that $\omega' = \frac{k'}{k^2} \cdot \mathbf{N}$. Conclude that ω has Frenet frame either $(\mathbf{N}, -\mathbf{T})$ or $(-\mathbf{N}, \mathbf{T})$, and its curvature is $|\frac{\kappa^3}{\kappa'}|$.

6.14. Start with a plane spiral curve as shown on the diagram. Applying 5.12, increase the torsion of the dashed arc without changing the curvature until a self-intersection appears.



You may think that the dashed arc is very short, so the tangent vector τ is nearly constant on this arc. Note that increasing the torsion can rotate normal vector \mathbf{N} arbitrary around τ . An intersection appears if \mathbf{N} is rotated by certain angle near π . (Compare to 3.7.)

6.15. Observe that if a line or circle is tangent to γ , then it is tangent to the osculating circle at the same point. Then apply the spiral lemma (6.11).

6.16. Note that osculating circles of a spherical curve lie in the sphere. Prove an analog of 6.11 for these circles. (Compare to 5.11d.)

7.2. Apply the spiral lemma (6.11).

Computational solution. We will assume that the curvature does not vanish at p , the remaining case is simpler. We may assume that γ is unit-speed, $p = \gamma(0)$, and the center of curvature of γ at p is the origin; in other words, $\kappa(0) \cdot \gamma(0) + \mathbf{N}(0) = 0$.

Consider the function $f: t \mapsto \langle \gamma(t), \gamma(t) \rangle$. Direct calculations show that

$$f' = \langle \gamma, \gamma \rangle' = 2 \cdot \langle \tau, \gamma \rangle,$$

$$f'' = 2 \cdot \langle \tau, \gamma \rangle' = 2 \cdot \kappa \cdot \langle \mathbf{N}, \gamma \rangle + 2,$$

$$f''' = 2 \cdot \kappa' \cdot \langle \mathbf{N}, \gamma \rangle + 2 \cdot \kappa \cdot \langle \mathbf{N}', \gamma \rangle + 2 \cdot \kappa \cdot \langle \mathbf{N}, \tau \rangle.$$

Observe that $\mathbf{N}'(0) \perp \gamma(0)$. Therefore, $f'(0) = 0$, $f''(0) = 0$, and $f'''(0) = -2 \cdot \kappa'/\kappa$.

If the osculating circle supports γ at p , then the function f has a local maximum or minimum at 0. Therefore $f'''(0) = 0$ and $\kappa' = 0$.

7.4. Consider the coordinate system with the origin at p and the common tangent line to γ_1 and γ_2 as the x -axis. We may assume that γ_1

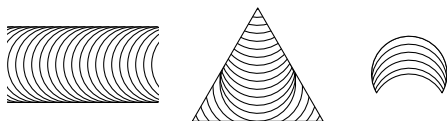
and γ_2 are defined in $(-\varepsilon, \varepsilon)$ for some small $\varepsilon > 0$, so that they run almost horizontally.

Given $t \in [0, 1]$ consider the curve γ_t that is tangent and cooriented to the x -axis at $\gamma_t(0)$ and has signed curvature defined by $k_t(s) := (1-t) \cdot k_0(s) + t \cdot k_1(s)$. It exists by 6.2.

Choose $s \approx 0$. Consider the curve $\alpha_s: t \mapsto \gamma_t(s)$. Show that α_s moves almost vertically up. Use the fact that γ_t moves almost horizontally to show that in a small neighborhood of p , the curve γ_1 lies above γ_0 , whence the statement follows.

7.5. Move the center of the unit circle to the base of the loop and then reduce its radius to zero. Show that at the moment when the circle first touches the loop, it supports the loop at a point distinct from the base. Apply 7.3.

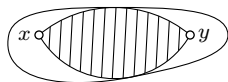
7.6 + 7.7 + 7.8. Observe that one of the arcs of curvature 1 in the families shown on the diagram supports γ , and apply 7.3.



The second part in 7.6 can be reduced to 7.5 using the shown family and another family of arcs curved in the opposite direction.

Remark. Compare to 7.16.

7.11. Note that we can assume that γ bounds a convex figure F . Otherwise, by 7.9 its curvature changes sign. Therefore, γ has zero curvature at some point.



Choose two points x and y surrounded by γ such that $|x - y| > 2$. Look at the maximal lens bounded by two arcs with a common chord xy that lies in F . Apply the supporting test (7.3).

7.12. Apply the lens lemma to show that γ lies on one side from the line pq . Conclude that the union of the arc γ and its chord $[p, q]$ is a closed simple curve; by Jordan's theorem, it bounds some figure, say F .

Assume that F is not convex and arrive at a contradiction as in 7.9.

7.13. Choose two points $p, q \in \gamma$ on the maximal distance. Apply 7.12 to the arc of γ from p to q . After that use the bow lemma (3.19), or argue as in 7.11.

For the last part of the problem, consider the smallest circle σ that surrounds γ and argue as before for one of the arcs of γ between tangency points with σ .

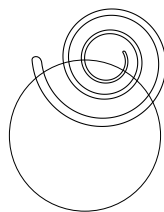
7.16. Show that γ contains a simple loop γ_1 . Apply to γ_1 7.14.

7.19. We may assume that γ is oriented so that the smaller square on its left. Use 7.18 to show that there are two points on γ with signed curvature ≥ 1 and ≤ 1 respectively. Apply the intermediate value theorem for signed curvature to show that there is a point with curvature 1.

7.20. Applying rescaling, we may assume that $a = \pi$; that is, γ bounds area of the unit disc. Then apply 7.15 to show that the curvature is at least 1 at some point. Argue as at the end of the proof of 7.18, showing that the curvature is at most 1 at some point. Apply the intermediate value theorem to show that curvature is 1 at some point.

7.21. Repeat the proof of the 7.15 for each cyclic concatenation of an arc of γ from p_i to p_{i+1} with a large arc of the circle.

An example for the second part can be guessed from the diagram.



8.3. Denote the level set by Σ_ℓ .

Show that $\nabla_p f = 0$ if and only if $p = (0, 0, 0)$. Use 8.2 to conclude that if $\ell \neq 0$, then Σ_ℓ is a union of disjoint smooth surfaces.

Show that Σ_ℓ is connected if and only if $\ell \leq 0$. It follows that if $\ell < 0$, then Σ_ℓ is a smooth surface, and if $\ell > 0$ — it is not.

The case $\ell = 0$ has to be done by hand — it does not satisfy the sufficient condition in 8.2, but that does not solely imply that Σ_0 is not a smooth surface.

Show that any neighborhood of origin in Σ_0 cannot be described by a graph in any coordinate system; so by the definition (Section 8B) Σ_0 is not a smooth surface.

8.6. First, check that the image of s lies in the unit sphere centered at $(0, 0, 1)$; that is, show that

$$\left(\frac{2 \cdot u}{1+u^2+v^2}\right)^2 + \left(\frac{2 \cdot v}{1+u^2+v^2}\right)^2 + \left(\frac{2}{1+u^2+v^2} - 1\right)^2 = 1.$$

for any u and v .

Show that the map $(x, y, z) \mapsto \frac{2 \cdot (x, y, z)}{x^2 + y^2 + z^2}$ describes the inverse of s , which is continuous away from the origin. In particular, s is an embedding that covers the entire sphere except for the origin.

Show that s is regular; that is, s_u and s_v are linearly independent at all points of the (u, v) -plane.

8.7. Set $s: (t, \theta) \mapsto (x(t), y(t) \cdot \cos \theta, y(t) \cdot \sin \theta)$. Show that s is regular; that is, s_t and s_θ are linearly independent. (It might help to observe that $s_t \perp s_\theta$).

Show that s is an embedding; that is, any (t_0, θ_0) admits a neighborhood U in the (t, θ) -plane such that the restriction $s|_U$ has a continuous inverse. It remains to apply 8.5.

8.8. The solutions of these exercises are built on the following general construction known as the Moser trick.

Suppose v_t is a smooth time-dependent vector field on a plane. Consider the ordinary differential equation $x'(t) = v_t(x(t))$. Consider the map $\iota: x(0) \mapsto x(1)$ where $t \mapsto x(t)$ is a solution of the equation. The map ι is called the flow of the vector field v_t for the time interval $[0, 1]$. By 0.28, the map ι is smooth in its domain of definition. Moreover, the same holds for its inverse ι^{-1} ; indeed, ι^{-1} is the flow of the vector field $-v_{1-t}$. That is, ι is a diffeomorphism from its domain of definition to its image.

Therefore, to construct a diffeomorphism from one open subset of the plane to another, it is sufficient to construct a smooth vector field such that its flow maps one set to the other; such a map is automatically a diffeomorphism.

(a). Suppose $\Sigma = \mathbb{R}^2 \setminus \{p_1, \dots, p_n\}$ and $\Theta = \mathbb{R}^2 \setminus \{q_1, \dots, q_n\}$. Choose smooth paths $\gamma_i: [0, 1] \rightarrow \mathbb{R}^2$ such that $\gamma_i(0) = p_i$, $\gamma_i(1) = q_i$, and $\gamma_i(t) \neq \gamma_j(t)$ if $i \neq j$.

Choose a smooth vector field v_t such that $v_t(\gamma_i(t)) = \gamma_i'(t)$ for any i and t . We can assume in addition that v_t vanishes outside a sufficiently large disc; this can be arranged by multiplying the vector field by an appropriate bell function; for example, $\sigma_1(R - |x|)$, where R is large and σ_1 is defined on page 18.

It remains to apply the Moser trick to the constructed vector field.

(b)–(d). Without loss of generality, we can assume that the origin belongs to both Σ and Θ .

In each case show that there is a vector field v defined on $\mathbb{R}^2 \setminus \{0\}$ that flows Σ to Θ . In fact,

one can choose radial fields of that type, but be careful with the cases (c) and (d) — they are not as easy as one might think.

9.3. Let γ be a smooth curve in Σ . Observe that $f \circ \gamma(t) \equiv 0$. Differentiate this identity, and apply the definition of tangent vector (9.1).

9.4. Assume a neighborhood of p in Σ is a graph $z = f(x, y)$. In this case, $s: (u, v) \mapsto (u, v, f(u, v))$ is a smooth chart at p . Show that the plane spanned by s_u and s_v is not vertical; together with 9.2, this proves the if part.

For the only-if part, fix a chart $s: (u, v) \mapsto (x(u, v), y(u, v), z(u, v))$, and apply the inverse function theorem to the map $(u, v) \mapsto (x(u, v), y(u, v))$.

9.5. Choose (x, y, z) -coordinates so that Π is the (x, y) -plane and p is the origin. Let $(u, v) \mapsto s(u, v)$ be a small chart of Σ such that $p = s(0, 0)$. Denote by κ the unit vector in the direction of the z -axis.

Show that we can assume that $\langle s(u, v), \kappa \rangle$ has a constant sign in a punctured neighborhood of 0. Conclude that $s_u \perp \kappa$ and $s_v \perp \kappa$ at 0, hence the result.

9.8. Show and use that for any smooth curve γ in Σ the function $t \mapsto \langle v, \gamma(t) \rangle$ is constant.

9.9. By 9.3, $\nu = \frac{\nabla h}{|\nabla h|}$ defines a unit normal field on Σ .

9.12. Use cutoffs and mollifiers (Section 0F) to construct a smooth nonnegative function f on the (x, y) -plane such that $f(x, y) = 0$ if and only if $(x, y) \in A$. Observe that the graph $z = f(x, y)$ describes the required surface.

10.1. Fix a point p on γ . Since Σ is mirror-symmetric with respect to Π , we have $T_p \perp \Pi$.

Choose (x, y) -coordinates on T_p so that the x -axis is the intersection $\Pi \cap T_p$. Suppose the osculating paraboloid is described by the graph $z = \frac{1}{2} \cdot (\ell \cdot x^2 + 2 \cdot m \cdot x \cdot y + n \cdot y^2)$. Since Σ is mirror-symmetric, so is the paraboloid; that is, changing y to $(-y)$ does not change the value $\ell \cdot x^2 + 2 \cdot m \cdot x \cdot y + n \cdot y^2$. In other words $m = 0$, or equivalently, the x -axis points in a direction of curvature.

10.2. Note that the principal curvatures have the same sign at each point. Therefore, we can choose a unit normal ν at each point so that both principal curvatures are positive. Show that it defines a global field on the surface.

10.3. Compute the Taylor series of the function $g(x, y) = \lambda \cdot f(x/\lambda, y/\lambda)$.

10.5. Apply 10.4 to a map s such that $s_u(0, 0) = u$ and $s_v(0, 0) = v$.

10.8; (a). Observe that Σ has unit Hessian matrix at each point, and apply the definition of the shape operator.

(b). Choose a chart s in Σ . Show that

$$\frac{\partial}{\partial u}(s + \nu) = \frac{\partial}{\partial v}(s + \nu) = 0.$$

Make a conclusion.

10.9. We can assume that γ is parametrized by arc-length. Denote by $\nu_1(s)$ and $\nu_2(s)$ the unit normal vectors to Σ_1 and Σ_2 at $\gamma(s)$.

By the assumption, $\langle \nu_1, \nu_2 \rangle = c$ for some constant c . We know that ν'_1 is proportional to γ' and need to show that ν'_2 is proportional to γ' . Observe that if $c = \pm 1$, then $\nu_1 \equiv \pm \nu_2$, and the statement trivially holds.

Note that $\langle \nu'_1, \nu_2 \rangle = 0$; Use that $c' = 0$ to show that $\langle \nu_1, \nu'_2 \rangle = 0$. Show that $\langle \nu_2, \nu'_2 \rangle = 0$. Conclude that ν'_2 is proportional to γ' .

10.10; (a). Fix t . Set $f_t: p \mapsto p + t \cdot \nu(p)$; it maps Σ to Σ_t .

Apply the definition of the shape operator to show that $d_p f_t(v) = v - t \cdot \text{Shape}_p(v)$. Since Σ is closed, the norm of Shape is bounded. Whence f_t is regular if $t \approx 0$.

Further show that f_t is injective if $t \approx 0$; conclude that f_t is a smooth embedding.

(b). By the area formula (9.7), we have

$$\text{area } \Sigma_t = \int_{p \in \Sigma} \text{jac}_p f_t.$$

Show and use that $\text{jac}_p f_t = 1 - t \cdot H + t^2 \cdot K$.

10.13. Apply 10.12 and the definition of mean curvature.

10.15. Use Meusnier's theorem (10.14), to find the center and radius of curvature of γ in terms of its normal curvature at p . Make a conclusion.

10.16. Use 10.1 and Meusnier's theorem (10.14).

10.17. Use 10.16a, 3.6, and 10.14.

10.18. Apply Meusnier's theorem (10.14) to show that the coordinate curves $\alpha_v: u \mapsto s(u, v)$ and $\beta_u: v \mapsto s(u, v)$ are asymptotic; that is, they have vanishing normal curvature.

Observe that these two families are orthogonal to each other. Apply 10.13.

10.19. By 10.16a, parallels and meridians are lines of curvature. One principal curvature is the curvature of generatrix. Use 3.5a to show that it is at most $a \cdot \sin x$. Note that the curvature of parallel is $\frac{1}{a \cdot \sin x}$; apply Meusnier's theorem, to show that the principal curvature in its direction cannot be larger. Make a conclusion.

10.21. Use 10.1 and 7.14.

10.22. Drill an extra hole or combine two examples together.

11.2. Choose curvatures such that

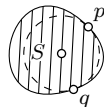
$$k_2(p)_{\Sigma_1} > k_2(p)_{\Sigma_2} > k_1(p)_{\Sigma_1} > k_1(p)_{\Sigma_2},$$

and suppose the first principal direction of Σ_1 coincides with the second principal direction of Σ_2 and vice-versa.

11.4 + 11.5. Apply the same reasoning as in 7.6–7.8, but use families of spheres instead.

11.6. Show that any tangent plane T_p supports Σ at p . Apply 11.1.

11.7. Assume a maximal ball in R has radius r , and it touches the boundary of R at the points p and q . Consider the projection S of R to a plane thru p, q and the center of the ball. Show that S is bounded by a smooth closed convex curve with curvature at most 1. Argue as in 7.6 to show that $r \geq 1$.



11.9. Suppose a point p lies in the intersection $\Pi \cap \Sigma$.

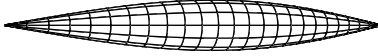
Show that if the tangent plane $T_p \Sigma$ is parallel to Π , then p is an isolated point of the intersection $\Pi \cap \Sigma$.

It follows that if γ is a connected component of the intersection $\Pi \cap \Sigma$ that is not an isolated point, then Π intersects Σ transversally along γ ; that is, $T_p \Sigma \neq \Pi$ for any point $p \in \gamma$. Apply the implicit function theorem to show that γ is a smooth regular curve.

Finally, observe that the curvature of γ cannot be smaller than the normal curvature of Σ in the same direction. Whence γ has no points with vanishing curvature. Therefore its signed curvature has a constant sign.

11.11. Assume the contrary, then by 11.10 the surface is convex. Show that there is a supporting spherical dome with the unit circle as the boundary. Make a conclusion.

11.12. Note that we can assume that the Gauss curvature of the surface is positive; otherwise, the statement is evident. By 11.10, the surface bounds a convex region that contains a line segment of length π .



By 10.19, the Gauss curvature of the surface of revolution of the graph $y = a \cdot \sin x$ for $x \in (0, \pi)$ cannot exceed 1. Try to support the surface Σ from the inside by a surface of revolution of the described type. (Compare to 7.11.)

Remark. The exercise can be deduced from the following deeper result: *if the Gauss curvature of Σ is at least 1, then the intrinsic diameter of Σ cannot exceed π .* The latter means that any two points in Σ can be connected by a path in Σ that has length at most π . This theorem was proved by Heinz Hopf and Willi Rinow [37] and named after Sumner Myers who generalized it [61].

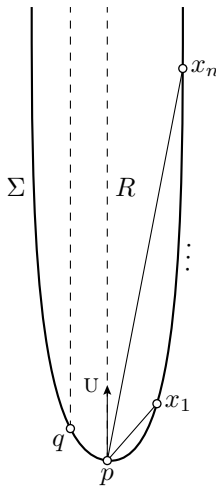
11.14. To prove (a) use the convexity of R . To prove (b), observe that the map $\Sigma \rightarrow \mathbb{S}^2$ is smooth and regular, then apply the inverse function theorem to show that its inverse is smooth as well.

11.16; (a) (The argument is similar to 3.17b.) We can assume that the origin lies on Σ . Consider a sequence of points $x_n \in \Sigma$ such that $|x_n| \rightarrow \infty$ as $n \rightarrow \infty$. Denote by u_n the unit vector in the direction of x_n ; that is $u_n = \frac{x_n}{|x_n|}$.

Since the unit sphere is compact, we can pass to a subsequence of x_n such that u_n converges to a unit vector, say u . Show that the half-line from the origin in the direction of u can be taken as ℓ .

(b) + (c) + (d). Since R is convex, so is its projection Ω .

Note and use that for any $q \in \Sigma$, the directions $v_n = \frac{x_n - q}{|x_n - q|}$ converge to u as well.



Show that Σ has no vertical tangent planes. Conclude that the projection map from Σ to the (x, y) -plane is regular. Use the inverse function theorem to show that Ω is open.

(e). Arguing by contradiction, suppose for some sequence $(x_n, y_n) \rightarrow (x_\infty, y_\infty) \in \partial\Omega$ the sequence $f(x_n, y_n)$ stays bounded above. We can pass to a subsequence such that either $f(x_n, y_n)$ converges to some finite value z_∞ or it diverges to $-\infty$.

In the first case, show that the point $(x_\infty, y_\infty, z_\infty)$ does not lie on Σ , but it has arbitrarily close points on Σ . That is Σ is not proper — a contradiction.

If $f(x_n, y_n) \rightarrow -\infty$, use the convexity of f to show that $f(\frac{x_n}{2}, \frac{y_n}{2}) \rightarrow -\infty$. Note that the origin belongs to Ω ; use it to show that $(\frac{x_\infty}{2}, \frac{y_\infty}{2}) \in \Omega$. Arrive at a contradiction.

11.17. By 11.16d, Σ is parametrized by an open convex plane domain Ω . It remains to show that Ω can parametrize the whole plane.

We may assume that the origin of the plane lies in Ω . Show that in this case, the boundary of Ω can be written in polar coordinates as $(\theta, f(\theta))$ where $f: \mathbb{S}^1 \rightarrow \mathbb{R}$ is a positive continuous function. Then homeomorphism to the plane can be described in polar coordinates by changing only the radial coordinate; for example, as $(\theta, r) \mapsto (\theta, \frac{r}{1-r/f(\theta)})$.

To do the second part, one may apply 8.8c.

11.18. Choose a coordinate system so that the (x, y) -plane supports Σ at the origin, so Σ lies in the upper half-space.

Show that there is $\varepsilon > 0$ such that any line starting from the origin with slope at most ε may intersect Σ only in the unit ball centered at the origin; we may assume that ε is small, say $\varepsilon < 1$. Consider the cone formed by the half-lines from the origin with slope ε shifted down by 1. Observe that the entire surface lies inside this cone.

11.19. Choose distinct points $p, q \in \Sigma$. Apply 11.10 to show that the angle $\angle(\nu(p), p - q)$ is acute and $\angle(\nu(q), p - q)$ is obtuse. Conclude that $\nu(p) \neq \nu(q)$; that is, $\nu: \Sigma \rightarrow \mathbb{S}^2$ is injective.

(a). Given a unit vector u , consider a point $p \in \Sigma$ that maximizes the scalar product $\langle p, u \rangle$. Show that $\nu(p) = u$. Conclude that the spherical map $\nu: \Sigma \rightarrow \mathbb{S}^2$ is onto, and therefore it is a bijection.

Applying 10.7, we get that the integral is $4 \cdot \pi = \text{area } \mathbb{S}^2$.

(b). Choose an (x, y, z) -coordinate system provided by 11.16d. Observe that for any p the normal vector $\nu(p)$ forms an obtuse angle with the z -axis. It follows that the image $\nu(\Sigma)$ lies in the southern hemisphere.

Applying 10.7, we get that the integral is $2 \cdot \pi = \frac{1}{2} \cdot \text{area } \mathbb{S}^2$.

11.20. Apply 10.16.

11.21. Prove and use that each point on the surface has a direction with vanishing normal curvature.

11.22. Suppose $p \in \Sigma$ is a point of local maximum of f . Show that Σ is supported by its tangent plane at p . Arrive at a contradiction.

11.23. Denote by Π_t the affine tangent plane to Σ at $\gamma(t)$ and by ℓ_t the tangent line to γ at time t .

Note that Π_t is the graph of a linear function, say h_t , defined on the (x, y) -plane. Denote by $\bar{\ell}_t$ the projection of ℓ_t to the (x, y) -plane. Show that the derivative $\frac{d}{dt} h_t(w)$ vanishes at the point w if and only if $w \in \bar{\ell}_t$ and the derivative changes sign if w goes from one side of $\bar{\ell}_t$ to the other.

If $\bar{\gamma}$ is star-shaped with respect to a point w , then w cannot cross $\bar{\ell}_t$. Therefore, the function $t \mapsto h_t(w)$ is monotone on \mathbb{S}^1 . Observe that this function cannot be constant, and arrive at a contradiction.

11.24. This problem follows easily from the so-called Morse lemma. The following sketch is a slightly stripped version of it. A more conceptual proof [65] can be built on the Moser trick; see the solution of 8.8.

Choose tangent-normal coordinates at p so that the coordinate axes point in the principal directions of Σ at p ; let $z = f(x, y)$ be the local graph representation of Σ . We need to show that the solution of $f(x, y) = 0$ is a union of two smooth curves that intersect transversely at p .

Prove the following claim: *Suppose $x \mapsto h(x)$ is a smooth function defined in an open interval $\mathbb{I} \ni 0$ such that $h(0) = h'(0) = 0$ and $h''(0) > 0$. Then, for a smaller interval $\mathbb{J} \ni 0$ there is a unique smooth function $a: \mathbb{J} \rightarrow \mathbb{R}$ such that $h = a^2$, $a(0) = 0$ and $a'(0) > 0$.*

Note that passing to a small rectangular domain $|x|, |y| < \varepsilon$, we can assume that $f_{xx} > \varepsilon$ and $f_{yy} < -\varepsilon$. Show that if ε is small, then for every x there is unique $y(x)$ such that

$f_x(x, y(x)) = 0$; moreover, the function $x \mapsto y(x)$ is smooth.

Set $h(x) = f(x, y(x))$. Note that $h(0) = h'(0) = 0$ and $h'' > 0$. Applying the claim, we get a function a such that $h = a^2$, where $a(0) = 0$ and $a'(0) > 0$.

Observe that $g(x, y) = h(x) - f(x, y) \geq 0$, $g_y(x, y(x)) = g(x, y(x)) = 0$, and $g_{yy} > 0$. Applying the claim to each function $y \mapsto g(x, y)$ with fixed x , we get that $g(x, y) = b(x, y)^2$ for a smooth function b such that $b(x, y(x)) = 0$ and $b_y(x, y(x)) > 0$.

It follows that

$$\begin{aligned} f(x, y) &= a(x)^2 - b(x, y)^2 = \\ &= (a(x) - b(x, y)) \cdot (a(x) + b(x, y)). \end{aligned}$$

That is $f(x, y) = 0$ if $a(x) \pm b(x, y) = 0$.

It remains to observe that the two functions $g_{\pm}(x, y) = a(x) \pm b(x, y)$ have distinct non-zero gradients at 0. Therefore, each equation $a(x) \pm b(x, y) = 0$ defines a smooth regular curve in a neighborhood of p ; see Section 1F.

11.26. Look at the pseudosphere described in 10.16c.

11.27. Use 11.25 and the hemisphere lemma (2.20). For the second part, consider a thin cylindrical tube bounded by two closed spherical curves.

11.28. Assume Σ is an open saddle surface that lies in a cone K . Show that there is a plane Π that cuts Σ and cuts from K a compact region. Conclude that Π cuts from Σ a compact region as well.

By 9.11 one can move the plane Π slightly so that it cuts from Σ a compact surface with boundary. Apply 11.25.

11.30. Consider the radial projection of F_{ε} to the sphere \mathbb{S} with center at $p = (0, 0, \varepsilon)$; that is, a point $q \in F_{\varepsilon}$ is mapped to a point $s(q)$ on the sphere that lies on the half-line pq .

Show that s is a diffeomorphism from F_{ε} to the southern hemisphere of Σ . It remains to observe that the unit disc is diffeomorphic to the hemisphere.

11.31. Apply 11.29.

11.33. Find an example among the surfaces of revolution; use 10.16.

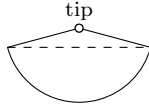
11.34. Look at the sections of the graph by planes parallel to the (x, y) -plane and to the (x, z) -plane, then apply Meusnier's theorem (10.14).

11.35. Suppose the orthogonal projection of Σ to the (x, y) -plane is not injective. Show that there is a point $p \in \Sigma$ with a vertical tangent plane; that is, $T_p \Sigma$ is perpendicular to the (x, y) -plane.

Let Γ_p be the connected component of p in the intersection of Σ and the affine tangent plane $T_p \Sigma$. Use 11.24 to show that Γ_p is a union of smooth regular curves that can cross each other transversely. Moreover, two of these curves pass thru p , and Γ_p does not bound a compact region on Σ .

Show that Γ_p must have at least 4 ways to escape to infinity. On the other hand, since Σ is a graph outside the compact set K , we have that $\Gamma_p \setminus K$ is a graph of a real-to-real function that has only two ways to escape to infinity — a contradiction.

12.1. Cut the lateral surface of the ice-mountain by a line from the cowboy to the tip. Unfold it on the plane (see the picture) and try to figure out what is the image of the strained lasso.



12.5. Note that by 11.10, Σ bounds a strictly convex region. Therefore, we can assume that $\nu(p) \neq \nu(q)$; otherwise, $p = q$, and the inequality is evident.

Further, we can assume that $\nu(p) + \nu(q) \neq 0$; otherwise, the right-hand side is undefined.

In the remaining case, the tangent planes T_p and T_q intersect along a line, say ℓ . Set $\alpha = \frac{1}{2} \angle(\nu(p), \nu(q))$. Show that $2 \cdot \cos \alpha = |\nu(p) + \nu(q)|$. Let $x \in \ell$ be the point that minimizes the sum $|p - x| + |x - q|$. Show that $\angle[x_q^p] \geq \pi - 2\alpha$. Conclude that

$$|p - x| + |x - q| \leq \frac{|p - q|}{\cos \alpha}.$$

Apply 12.4 to show that $|p - q| \leq |p - x| + |x - q|$.

12.6. Suppose there is a minimizing curve $\gamma \not\subset \Delta$ with endpoints p and q in Δ .

Without loss of generality, we may assume that only one arc of γ lies outside Δ . Reflection of this arc with respect to Π together with the remaining part of γ forms another curve $\hat{\gamma}$ from p to q ; it runs partly along Σ and partly outside Σ , but does not get inside. Note that

$$\text{length } \hat{\gamma} = \text{length } \gamma.$$

Denote by $\bar{\gamma}$ the closest-point projection of $\hat{\gamma}$ on Σ . The curve $\bar{\gamma}$ lies in Σ , it has the same

endpoints as γ , and by 12.4

$$\text{length } \bar{\gamma} < \text{length } \gamma.$$

This means that γ is not length minimizing — a contradiction.

13.1. Show that $\gamma''(t)$ is proportional to $\nabla_{\gamma(t)} f$, where $f = x^2 + y^2$. Apply 9.3.

12.7. Show that the closest-point projection $\partial B \rightarrow \Sigma$ is surjective, and apply 12.3.

13.3. We can assume that the origin lies on the axis of revolution, and \mathbf{i} points in the direction of such axis. Use 13.2 to show that it is sufficient to prove that $\langle \gamma' \times \gamma, \mathbf{i} \rangle$ is constant.

Since $\gamma''(t) \perp T_{\gamma(t)}$, the three vectors \mathbf{i} , γ , and γ'' lie in the same plane. In particular, $\langle \gamma'' \times \gamma, \mathbf{i} \rangle = 0$. Therefore,

$$\langle \gamma' \times \gamma, \mathbf{i} \rangle' = \langle \gamma' \times \gamma', \mathbf{i} \rangle + \langle \gamma'' \times \gamma, \mathbf{i} \rangle = 0.$$

13.4. By Lemma 13.2, we can assume that γ is parametrized by arc-length. By the definition of geodesic, we have that $\gamma''(s) \perp T_{\gamma(s)}$. Therefore,

$$\gamma''(s) = k_n(s) \cdot \nu(\gamma(s)),$$

where $k_n(s)$ is the normal curvature of γ at time s . Since γ is asymptotic, $k_n(s) \equiv 0$; that is, $\gamma''(s) \equiv 0$, therefore γ' is constant and hence γ runs along a line segment; see 3.2.

13.5. Denote by μ a unit vector perpendicular to Π . Since γ lies in Π , we have that γ'' is parallel to Π , or equivalently $\gamma'' \perp \mu$. Since γ is unit speed, 3.1 implies that $\gamma'' \perp \gamma'$.

Since Σ is mirror-symmetric with respect to the plane Π , the tangent plane $T_{\gamma(t)} \Sigma$ is also mirror-symmetric with respect to Π . It follows that $T_{\gamma(t)} \Sigma$ is spanned by μ and $\gamma'(t)$. Hence, $\gamma'' \perp \mu$ and $\gamma'' \perp \gamma'$ imply $\gamma'' \perp T_{\gamma(t)} \Sigma$; that is, γ is a geodesic.

13.8. By 13.5, any meridian of Σ is a closed geodesic. Consider an arbitrary closed geodesic γ .

If γ is tangent to a meridian at some point, then by the uniqueness part of Proposition 13.6, γ runs along that meridian; in particular, it is non-contractible.

In the remaining case, γ can intersect meridians only transversely. Therefore, the longitude of γ is monotone. Whence again γ is non-contractible.

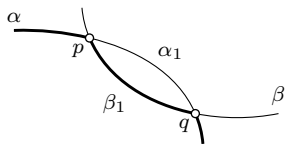
13.19. Assume $t \mapsto \gamma(t) = (x(t), y(t), z(t))$ is a closed unit-speed geodesic in the graph $z = f(x, y)$. By Liberman's lemma, $t \mapsto z'(t)$ is

monotonic. Conclude that z is constant on γ , so γ runs in a horizontal plane. Show that γ is straight and arrive at a contradiction.

13.13. Show that $\nu(\gamma(t)) = (\cos t, \sin t, 0)$. Calculate $\gamma''(t)$, and show that it is proportional to $\nu(\gamma(t))$. The latter is equivalent to $\gamma''(t) \perp T_{\gamma(t)}$. Note that the line segment from $\gamma(0)$ to $\gamma(2\pi)$ is contained in Σ .

13.15. Assume two shortest paths α and β have two common points p and q . Denote by α_1 and β_1 the arcs of α and β from p to q . Suppose α_1 is distinct from β_1 .

Note that α_1 and β_1 are shortest paths with the same endpoints; in particular, they have the same length. Exchanging α_1 in α to β_1 produces a shortest path, say $\hat{\alpha}$, that is distinct from α . By 13.12, $\hat{\alpha}$ is a geodesic.



Suppose α_1 is a proper subarc of α ; that is, $\alpha_1 \neq \alpha$, or equivalently, either p or q is not an endpoint of α . Then α and $\hat{\alpha}$ share one point and velocity vector at this point. By 13.6 α coincides with $\hat{\alpha}$ — a contradiction.

It follows that p and q are the endpoints of α . Analogously, p and q are the endpoints of β .

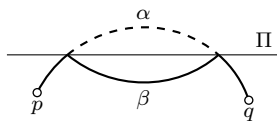
For the second part, one could consider two distinct curves of the form

$$\gamma_b(t) = (\cos t, \sin t, b \cdot t), t \in \mathbb{R}$$

in the cylinder $x^2 + y^2 = 1$.

13.16. Assume a shortest path α crosses Π at least twice. In this case, there is a subarc α_1 of α that lies entirely on one side on Π , has endpoints on Π , and these endpoints are distinct from the endpoints of α .

Let us remove the arc α_1 from α and replace it with the reflection of α_1 across Π .



Note that the obtained curve, say β , lies on the surface; it has the same length as α , and it connects the same pair of points, say p and q . Therefore, β is another shortest path from p to q in Σ that is distinct from α .

We may assume that both α and β have arc-length parametrization. By 13.12, α and β are geodesics. Since α and β have a common subarc, they share one point and velocity vector at this point; by 13.6 α coincides with β — a contradiction.

13.17. Let W be the closed region outside Σ . Show that the distance $|p^s - q|_W$ is constant with respect to s . This implies that the concatenation of the line segment $[p^s, \gamma(s)]$ and the arc $\gamma|_{[s, \ell]}$ is a shortest path from p^s to q in W .

Since Σ is strictly convex,

$$|\gamma(s) - q|_W > |\gamma(s) - q|_{\mathbb{R}^3}$$

for all $s < \ell$. Hence,

$$\begin{aligned} |p^s - q|_W &= |p^s - \gamma(s)|_W + |\gamma(s) - q|_W > \\ &> |p^s - \gamma(s)|_{\mathbb{R}^3} + |\gamma(s) - q|_{\mathbb{R}^3} \geq \\ &\geq |p^s - q|_{\mathbb{R}^3}. \end{aligned}$$

If the segment $[p^s, q]$ was entirely contained in W for some $s < \ell$, then $|p^s - q|_W = |p^s - q|_{\mathbb{R}^3}$, which would be a contradiction.

13.20. Equip Σ with unit normal field ν that points inside. Denote by $k(t)$ the normal curvature of Σ at $\gamma(t)$ in the direction of $\gamma'(t)$. Since Σ is convex, $k(t) \geq 0$ for any t .

Since γ is a unit-speed geodesic, we have $\gamma''(t) = k(t) \cdot \nu(\gamma(t))$ and $\langle \gamma'(t), \gamma'(t) \rangle = 1$ for any t . Without loss of generality, we can assume that p is the origin of \mathbb{R}^3 . Since p is inside Σ , we have that $\langle \gamma(t), \nu(\gamma(t)) \rangle \leq 0$ for any t . It follows that

$$\langle \gamma''(t), \gamma(t) \rangle = k(t) \cdot \langle \gamma(t), \nu(\gamma(t)) \rangle \leq 0$$

for any t .

Applying the above estimates, we get

$$\begin{aligned} \rho''(t) &= \langle \gamma(t), \gamma(t) \rangle'' = \\ &= 2 \cdot \langle \gamma''(t), \gamma(t) \rangle + 2 \cdot \langle \gamma'(t), \gamma'(t) \rangle \leq 2. \end{aligned}$$

13.21. We can assume γ is unit-speed. Set $\nu(t) = \nu(\gamma(t))$. Then $\langle \gamma'(t), \nu(t) \rangle \equiv 0$. Also, since γ is a geodesic, we have that $\gamma''(t) \parallel \nu(t)$. Therefore,

$$\begin{aligned} |\gamma''(t)| &= |\langle \gamma''(t), \nu(t) \rangle| = \\ &= |\langle \gamma'(t), \nu(t) \rangle' - \langle \gamma'(t), \nu'(t) \rangle| = \\ &= |\langle \gamma'(t), \nu'(t) \rangle| \leq \\ &\leq |\gamma'(t)| |\nu'(t)| = |\nu'(t)|. \end{aligned}$$

Integrating both sides with respect to t , we get

$$\text{length}(\nu \circ \gamma) \geq \Phi(\gamma).$$

13.23. Suppose $\gamma(t) = (x(t), y(t), z(t))$. Show that

① $|\gamma''(t)| = z''(t) \cdot \sqrt{1 + \ell^2}$

for any t .

Observe that $z'(t) \rightarrow \pm \frac{\ell}{\sqrt{1 + \ell^2}}$ as $t \rightarrow \pm\infty$.

Conclude that

②
$$\int_{-\infty}^{+\infty} z''(t) \cdot dt = \frac{2 \cdot \ell}{\sqrt{1 + \ell^2}}.$$

By ① and ②, we have

$$\begin{aligned} \Phi(\gamma) &= \int_{-\infty}^{+\infty} |\gamma''(t)| \cdot dt = \\ &= \sqrt{1 + \ell^2} \cdot \int_{-\infty}^{+\infty} z''(t) \cdot dt = \\ &= 2 \cdot \ell. \end{aligned}$$

13.24. Use 13.22 and 4.6. For the second part, consider a geodesic on a cone with slope 2, and mollify its tip.

Remark. The statement still holds for $\sqrt{3}$ -Lipschitz functions, and $\sqrt{3} = \tan \frac{\pi}{3}$ is the optimal bound; see 15.6. It is the same slope as in the problem about the cowboy and the lasso (12.1).

14.1; (a). Show and use that $\langle v(t), v'(t) \rangle = 0$.

(b) Show that $|v(t)|$, $|w(t)|$, and $\langle v(t), w(t) \rangle = 0$, are constants; it can be done the same way as (a). Then use that $\langle v(t), w(t) \rangle = |v(t)| \cdot |w(t)| \cdot \cos \theta$.

14.4. Observe that Σ_1 supports Σ_2 at any point of γ . Conclude that γ has identical spherical images as a curve in Σ_1 and in Σ_2 . Apply 14.3.

14.5. Nearly any loop solves the problem. For example, consider the right-angled spherical triangle that an octant of \mathbb{R}^3 cuts from the sphere. Argue that parallel transport around it rotates the tangent plane by the angle $\frac{\pi}{2}$.

15.2. By 11.14, Σ is a smooth sphere. By Jordan's theorem (0.11) the curve γ divides Σ into two discs. Let us denote by Δ the disc that lies on the left from γ .

Observe that $\Psi(\gamma) = \text{length } \gamma$, and apply the Gauss–Bonnet formula (15.1) for Δ .

15.3. Apply 10.7, 11.19a, and the Gauss–Bonnet formula (15.1). For the last part, apply 2.22.

15.4. For the first part apply the Gauss–Bonnet formula (15.1).

For the second part, arguing by contradiction, assume two closed geodesics γ_1 and γ_2 do not intersect. This would imply that γ_2 lies in one of the regions, say R_1 , that γ_1 cuts from Σ . Similarly, γ_1 lies in one of the regions, say R_2 , that γ_2 cuts from Σ .

Observe that R_1 and R_2 cover Σ with overlap. Therefore, the first part implies that the integral of the Gauss curvature over Σ is less than $4 \cdot \pi$. The latter contradicts 11.19a.

15.5; (easy). Consider the 4 regions bounded by loops. Apply the Gauss–Bonnet formula (15.1) to show that the integral of the Gauss curvature on each of these regions exceeds π . The latter contradicts 11.19a.

(tricky). Denote by α , β , and γ the angles of the triangle. Apply the Gauss–Bonnet formula (15.1) to show that the loops surround regions over which the integral of the Gauss curvature is $\pi + \alpha$, $\pi + \beta$, and $\pi + \gamma$, respectively.

Apply the Gauss–Bonnet formula to the triangular region to show that $\alpha + \beta + \gamma > \pi$. Use 11.19a to get at a contradiction.

(hopeless). It is difficult. A solution based on 17.2b is given in [71].

15.6. Note that it is sufficient to show that the surface has no geodesic loops. Estimate the integrals of the Gauss curvature over the entire surface and a disc surrounded by a geodesic loop.

15.7; (a). By 12.2 and 13.12, any two points in Σ can be connected by a geodesic. Suppose points p and q can be connected by two distinct geodesics γ_1 and γ_2 . Passing to their subarcs, we may assume that γ_1 and γ_2 share only their endpoints. Since the surface is simply-connected, γ_1 and γ_2 together bound a disc, say $\Delta \subset \Sigma$. It remains to apply the Gauss–Bonnet formula to Δ and make a conclusion.

(b). Use part (a) and 13.11.

15.10. Apply 14.6 and 15.9.

15.12. Repeat the end of the proof of 15.11 for a one-parameter family of geodesics γ_τ defined by $\gamma_\tau(0) = \alpha(\tau)$ and $\gamma'(0) = \alpha'(\tau)$.

16.4. By the Gauss lemma (16.2), polar coordinates with respect to q produce a semigeodesic chart at any nearby point. Therefore, it is sufficient to find a point $q \neq p$ such that polar coordinates on Σ with respect to q cover p . By 13.10, any q sufficiently close to p does the job.

16.5; (a). Show that we can choose an orientation on Σ so that $b_r(0, \theta) = 1$ for any θ . Conclude that we can assume that $b(r, \theta) > 0$ for all small $r > 0$.

Suppose $b(r_1, \theta_1) < 0$ at some pair (r_1, θ_1) with $0 < r_1 < r_0$. Observe that if θ_2 is sufficiently close to θ_1 , then the radial curves $r \mapsto b(r, \theta_1)$ and $r \mapsto b(r, \theta_2)$ defined on the interval $(0, r_1)$ intersect. Therefore, \exp_p is not injective in B — a contradiction.

(b). Suppose $b(r_1, \theta_1) = 0$. Apply (a) to show that $b_r(r_1, \theta_1) = 0$.

Apply 16.3 to conclude $b(r, \theta_1) = 0$ for any r . The latter contradicts that $b_r(0, \theta_1) = 1$.

(c). We need to show that \exp_p is regular in B . Suppose vector $v \in B$ has polar coordinates (r, θ) for some $r > 0$. Show that \exp_p is regular at v if $b(r, \theta) \neq 0$. Conclude that \exp_p is regular in $B \setminus \{0\}$.

By 13.9, \exp_p is regular at 0. Whence $\exp_p|_B$ is a regular injective smooth map. Use the inverse function theorem (0.24) to show that the restriction $\exp_p|_B$ is a diffeomorphism to its image.

16.6; (a). Since the frame u, v, ν is orthonormal, the first two vector identities are equivalent to the following six real identities:

$$\begin{aligned} \langle u, u \rangle &= 0, & \langle v, v \rangle &= 0, \\ \textcircled{1} \quad \langle u, v \rangle &= -\frac{1}{b} \cdot a v, & \langle v, u \rangle &= \frac{1}{b} \cdot a v, \\ \langle u, \nu \rangle &= a \cdot \ell, & \langle v, \nu \rangle &= a \cdot m. \end{aligned}$$

Taking the partial derivatives of the identities $\langle u, u \rangle = 1$ and $\langle v, v \rangle = 1$ with respect to u , we get the first two identities in $\textcircled{1}$.

Further, observe that

$$\textcircled{2} \quad v_u = \frac{\partial}{\partial v} \left(\frac{1}{b} \cdot s_v \right) = \frac{1}{b} \cdot s_{uv} + \frac{\partial}{\partial u} \left(\frac{1}{b} \right) \cdot s_v.$$

Since $s_u \perp s_v$, it follows that

$$\begin{aligned} \langle v, u \rangle &= \frac{1}{a \cdot b} \cdot \langle s_{vu}, s_u \rangle = \\ &= \frac{1}{2 \cdot a \cdot b} \cdot \frac{\partial}{\partial v} \langle s_u, s_u \rangle = \\ &= \frac{1}{2 \cdot a \cdot b} \cdot \frac{\partial a^2}{\partial v} = \\ &= \frac{1}{b} \cdot a v. \end{aligned}$$

Taking the partial derivative of $\langle u, v \rangle = 0$ with respect to u we get

$$\langle v_u, v \rangle + \langle v, v_u \rangle = 0.$$

Hence, we get two more identities in $\textcircled{1}$.

Since u, v is an orthonormal frame, by 10.4 we have

$$\begin{aligned} \textcircled{3} \quad \frac{1}{a^2} \cdot \langle s_{uu}, \nu \rangle &= \ell, & \frac{1}{a \cdot b} \cdot \langle s_{uv}, \nu \rangle &= m, \\ \frac{1}{a \cdot b} \cdot \langle s_{vu}, \nu \rangle &= m, & \frac{1}{b^2} \cdot \langle s_{vv}, \nu \rangle &= n. \end{aligned}$$

Applying $\textcircled{2}$, $\textcircled{3}$, and $s_v \perp \nu$ we get

$$\begin{aligned} \langle u_u, \nu \rangle &= \frac{1}{a} \cdot \langle s_{uu}, \nu \rangle = a \cdot \ell, \\ \langle v_u, \nu \rangle &= \frac{1}{a} \cdot \langle s_{uv}, \nu \rangle = a \cdot m. \end{aligned}$$

It implies the last two equalities in $\textcircled{1}$.

Therefore, the first two identities in (a) are proved; the remaining two identities can be proved along the same lines.

(b). Recall that the Gauss curvature equals the determinant of the matrix $\begin{pmatrix} \ell & m \\ m & n \end{pmatrix}$; that is, $K = \ell \cdot n - m^2$. Therefore,

$$\begin{aligned} a \cdot b \cdot K &= a \cdot b \cdot (\ell \cdot n - m^2) = \\ &= \langle u_u, v_v \rangle - \langle u_v, v_u \rangle = \\ &= \left(\frac{\partial}{\partial v} \langle u, v \rangle - \langle \cancel{u_{uv}}, \cancel{v} \rangle \right) - \\ &= \left(\frac{\partial}{\partial u} \langle u, v \rangle - \langle \cancel{u}, \cancel{v_u} \rangle \right) = \\ &= \frac{\partial}{\partial v} \left(-\frac{1}{b} \cdot a v \right) - \frac{\partial}{\partial u} \left(\frac{1}{a} \cdot b u \right). \end{aligned}$$

16.7. Apply 16.6 assuming that $a = b$, and simplify.

16.11. Note and use that by 16.10, \exp_p is length-preserving.

16.12. Modify the proof of 16.10 to show that $K \equiv 1$ implies that $b(\theta, r) = \sin r$ for all small $r \geq 0$.

16.13. To find $x(t)$, one may solve the differential equation $x'(t) = \sqrt{1 - |y'(t)|^2}$. Its solution is defined on any interval where $|y'(t)| = |\dot{a} \cdot \sin t| < 1$ holds.

Apply 10.16b to calculate Gauss curvature of Σ_a .

By 16.12, small discs Δ_a in Σ_a admit intrinsic isometry to a disc in a unit sphere. To show that Δ_a is not congruent to a spherical disc Δ_1 for $a \neq 1$, show that its principal curvature is not 1 at some point.

17.1. Apply the triangle inequality $c_n \leq a_n + b_n$ and the bound $a_n, b_n > \varepsilon$ to show that the sequence

$$s_n = \frac{a_n + b_n + c_n}{2 \cdot a_n \cdot b_n}$$

is bounded. Conclude that

$$\frac{(a_n + b_n)^2 - c_n^2}{2 \cdot a_n \cdot b_n} = s_n \cdot (a_n + b_n - c_n) \rightarrow 0$$

as $n \rightarrow \infty$. Use the last statement together with the cosine rule

$$a_n^2 + b_n^2 - 2 \cdot a_n \cdot b_n \cdot \cos \tilde{\theta}_n - c_n^2 = 0$$

to show that $\cos \tilde{\theta}_n \rightarrow -1$ as $n \rightarrow \infty$; conclude that $\theta_n \rightarrow \pi$.

17.3. Consider the triangle on the hyperboloid with vertices $(1, 0, 0)$, $(-\frac{1}{2}, \frac{\sqrt{3}}{2}, 0)$, and $(-\frac{1}{2}, -\frac{\sqrt{3}}{2}, 0)$. Note that all its angles are π , but all model angles are $\frac{\pi}{3}$.

17.4. Show that $|p - x|_\Sigma \leq |p - q|_\Sigma$ and $|q - x|_\Sigma \leq |p - q|_\Sigma$. Conclude that $\angle(x^p_q) \geq \frac{\pi}{3}$. Apply 17.2b.

17.5. Show that $\angle[p^x_y] + \angle[p^y_z] + \angle[p^z_x] \leq 2 \cdot \pi$. Apply 17.2b.

17.8. Choose vectors u , and w such that $|w| = |p - x|$, $|u| = 1$, and $\angle(u, w) = \angle[x^p_q]$. Consider the function $f: t \mapsto t + |w| - |w - t \cdot u|$. Observe that $f(0) = 0$,

$$f(|x - y|) = |x - p| + |x - y| - \tilde{\gamma}[x^p_y],$$

$$f(|x - q|) = |x - p| + |x - q| - \tilde{\gamma}[x^p_q].$$

Show and use that f is concave.

17.9; (a). Apply Rauch comparison 16.10 and properties of the exponential map in 13.10.

(b). Argue by contradiction. If the statement does not hold, then for any $p \in \Sigma$ there is a point $q = q(p) \in \Sigma$ such that $|q - p|_\Sigma < 100 \cdot R_p$ and $R_q < (1 - \frac{1}{100}) \cdot R_p$.

Start with any point p_0 , and consider a sequence p_n defined by $p_{n+1} := q(p_n)$. Show that p_n converges, and $R_{p_n} \rightarrow 0$ as $n \rightarrow \infty$. Arrive at a contradiction using (a).

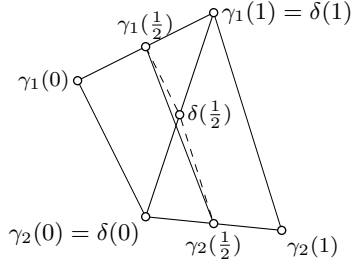
(c). Repeat the proof assuming that p is provided by (b).

17.13. Apply 17.11b and 17.11B.

17.14. Use 17.11b or 17.11B twice: first — for the triangle $[pxy]$ and $\tilde{x} \in [p, x]$; second — for the triangle $[p\tilde{x}y]$ and $\tilde{y} \in [p, y]$. Then apply the angle monotonicity (0.14).

17.15. It is sufficient to prove the Jensen inequality; that is,

$$|\gamma_1(\frac{1}{2}) - \gamma_2(\frac{1}{2})| \leq \frac{1}{2} \cdot |\gamma_1(0) - \gamma_2(0)| + \frac{1}{2} \cdot |\gamma_1(1) - \gamma_2(1)|.$$



Let δ be the geodesic path from $\gamma_2(0)$ to $\gamma_1(1)$. From 17.14, we have

$$|\gamma_1(\frac{1}{2}) - \delta(\frac{1}{2})| \leq \frac{1}{2} \cdot |\gamma_1(0) - \delta(0)|,$$

$$|\delta(\frac{1}{2}) - \gamma_2(\frac{1}{2})| \leq \frac{1}{2} \cdot |\delta(1) - \gamma_2(1)|,$$

Sum it up, and apply the triangle inequality.

Remark. Note that modulo the comparison theorem, the case of the Euclidean plane is just as hard.

17.16. Consider a ball $B = \bar{B}[p, R]_\Sigma$. Given a point $x \in B$ choose a geodesic $[p, x]$ and denote by \tilde{x} the point in T_p that lies on the distance $|p - x|_\Sigma$ from p in the direction of $[p, x]$. The map $x \mapsto \tilde{x}$ send B into the R -ball in T_p ; by 17.11a, this map is distance-noncontracting. Whence the statement follows.

17.17. Let $p \in \Sigma$ be the center of Δ .

(a). Consider geodesic triangle $[pxy]_\Sigma$ with $|p - x|_\Sigma = |p - y|_\Sigma = R$; set $\alpha = \angle[x^p_y]$, $\beta = \angle[y^p_x]$ and $\ell = |x - y|_\Sigma$. Use 17.11A to show that

$$\pi - \alpha - \beta > \frac{\ell}{R} + o(\ell).$$

Denote by σ the arc of $\partial\Delta$ from x to y . Note that $[x, y]_\Sigma$ lies in the region bounded by $[p, x]$, $[p, y]$, and σ . Apply the Gauss–Bonnet formula to show that $\Psi(\sigma) > \pi - \alpha - \beta$. Pass to a limit as $\ell \rightarrow 0$, and make a conclusion.

(b). By 17.11A, the $\exp_p: T_p \rightarrow \Sigma$ is distance-nonexpanding. Observe that it maps the R -ball in T_p centered at the origin onto Δ . Whence the statement follows.

17.18. Mimic the proof of 7.14 using 17.17a. For the last statement, apply 17.17b.

Afterword

For further study, you need to read a text on tensor calculus; the book by Richard Bishop and Samuel Goldberg [8] is one of our favorites. Once it is done, you are ready for Riemannian geometry. You might be surprised to see that half of the material in this subject looks familiar.

Let us list a few introductory texts we know and love that range from very detailed to very condensed and challenging:

- ◇ “Riemannian manifolds” [53] by John Lee.
- ◇ “Riemannian geometry” [13] by Manfredo do Carmo.
- ◇ “Riemannsche Geometrie im Großen” [32] by Detlef Gromoll, Wilhelm Klingenberg, and Werner Meyer; it is in German, plus there is a Russian translation [33]. In Russian, there is a more elementary textbook by Yurii Burago and Viktor Zalgaller [12].
- ◇ “Comparison geometry” [18] by Jeff Cheeger and David Ebin.
- ◇ “Sign and geometric meaning of curvature” [34] by Mikhael Gromov.

Good luck.

Anton Petrunin and Sergio Zamora Barrera,
State College, Pennsylvania, May 11, 2021.

Index

- $|x - y|$, $|x - y|_{\mathcal{X}}$, 9
- $|x - y|_A$, 38
- $\angle[y_z^x]$, 13
- $\angle(y_z^x)$, 164
- $[p, q]$, $[p, q]_{\Sigma}$, 125
- $[y_z^x]$, 164
- $[xyz]$, $[xyz]_{\Sigma}$, 164
- \triangle , 164
- $B(p, R)_{\mathcal{X}}$, $\bar{B}[p, R]_{\mathcal{X}}$, 10
- D_{wf} , 91
- $d_p f$, 93
- f_x , 28
- GB, 146
- H , 100
- I, J, K, 102
- Jac, 18
- jac, 20
- K , 100
- κ , 42
- k , 64
- k_1, k_2 , 99
- k_g, k_n , 104
- k_v , 105
- length γ , 30
- ℓ, m, n , 99
- M_p , 99
- ν , 95
- $\Phi(\gamma)$, 52
- $\Psi(\gamma)$, 67
- σ_s , 71
- τ , 59
- T, μ , ν , 104
- T, N, B, 58

- absolute curvature, 64
- Alexandrov's lemma, 172
- almost all, 19
- alternating quadrisecants, 55
- arc, 26
- arc-length parametrization, 32
- asymptotic direction and line, 116

- base of loop, 26
- bell function, 18
- Bernstein's theorem, 119
- binormal, 59
- Borel subsets, 20
- boundary, 11
- boundary line, 85
- bow lemma, 48
- broken geodesic, 142

- catenoid, 106
- center of curvature, 71
- chart, 88
- circline, 70
- Clairaut's relation, 130
- closed
 - ball, 9
 - curve, 25
 - set, 11
 - surface, 86
- closest-point projection, 126
- coarea formula, 118
- compact, 11
- comparison theorem, 165
- conformal chart, 156
- conformal factor, 157
- connected component, 12
- connected set, 12
- constant slope, 61
- continuous, 10
- controriented
 - curves, 74
 - surfaces, 110
- convergence of points, 10
- convex
 - curve, 33
 - function, 21
 - hull, 14
 - set, 14, 128
 - surface, 112
- cooriented

- curves, 74
 - surfaces, 110
- Crofton's formula, 35
- cross product, 43
- curvature, 42, 64, 67, 100, 104
- curve, 26
- cuspidal, 51
- Darboux frame, 104
- diffeomorphism, 89
- differential, 93
- directional derivative, 21, 91
- embedding, 11
- endpoint, 25
- Euler characteristic, 150
- Euler's formula, 105
- evolute, 72
- evolvent, 61
- excess of triangle, 14
- exponential map, 132
- external angle, 51
- extrinsic property, 124
- Fáry–Milnor theorem, 55
- fat triangle, 173
- Fenchel's theorem, 44
- flow, 184
- Four-vertex theorem, 81
- Frenet formulas, 60
- Frenet frame, 59, 64
- fundamental form, 101
- Gauss curvature, 100
- Gauss map, 95
- Gauss–Bonnet formula, 144, 150
- generatrix, 88
- geodesic, 129
 - curvature, 104
 - triangle, 164
- geodesically complete, 130
- Green formula, 158
- hat, 118
- helicoid, 106
- Hessian matrix, 99
- hinge, 164
- homeomorphism, 11
- Hopf–Rinow theorem, 130
- hyperplane separation theorem, 15
- implicit function theorem, 19
- implicitly defined curve, 28
- induced length-metric, 38
- injectivity radius, 133
- inscribed polygonal line, 31
- intrinsic diameter, 128
- intrinsic distance, 164
- intrinsic geometry, 124
- intrinsic isometry, 161
- intrinsic property, 124
- inverse function theorem, 19
- inversion, 71
- Ionin–Pestov theorem, 79
- Jacobi field, 154
- Jensen's inequality, 21
- Jordan's theorem, 12
- Koch snowflake, 31
- Lagunov's example, 107
- Laplacian, 157
- length of curve, 30
- length-metric, 38
- length-preserving, 161
- Lieberman's lemma, 136
- line of curvature, 99
- Lipschitz function, 16
- local
 - coordinates, 88
 - support, 110
 - to global theorem, 79
- locally flat surface, 162
- locally homeomorphic, 25
- logarithmic map, 135
- loop, 26
- mean curvature, 100
- measurable function, 16
- meridian, 88
- metric space, 8
- Meusnier's theorem, 105
- minimal surface, 100
- minimizing geodesic, 134
- model
 - side, 169
 - triangle, 164
- model angle, 164
- monotone map, 26
- Morse lemma, 187
- Moser trick, 184
- natural parametrization, 32
- neighborhood, 11
- normal, 59
 - curvature, 104
 - vector, 58

- open
 - ball, 9
 - curve, 29
 - set, 11
 - surface, 86
- order of contact, 43, 59, 62, 71, 90, 99
- oriented surface, 95
- orthogonal chart, 156
- osculating
 - circle, 71
 - paraboloid, 99
 - plane, 59
 - sphere, 62
- parallel, 88
 - field, 139
 - transport, 140
- parallel curve, 69
- parametrization, 25, 87, 89
- parametrized curve, 25
- partial limit, 126
- partition, 30
- path, 12, 26
- path-connected set, 12
- piecewise smooth regular curve, 52
- plane curve, 26
- point, 8
 - of tangency, 74
- polar coordinates, 151
- principal curvatures and directions, 99
- proper
 - curve, 29
 - surface, 85
- pseudosphere, 106
- radius of curvature, 71
- Rauch comparison theorem, 160
- real interval, 25
- rectifiable curve, 30
- regular
 - curve, 27
 - point, 19
 - value, 19, 28
- Remarkable theorem, 163
- reparametrization, 26
- rotation, 157
- ruled surface, 116
- saddle surface, 116
- self-adjoint operator, 102
- self-intersections, 25
- semicubical parabola, 177
- semigeodesic, 153, 156
- shape operator, 101
- shortest path, 125
- signed curvature, 64
- simple curve, 25
- simply-connected, 145
- smooth
 - curve, 26, 27
 - function, 26, 84
 - map, 18
 - parametrization, 87
 - surface, 84
- space curve, 26
- spherical
 - curve, 38
 - map, 95
- Spiral lemma, 71
- star-shaped, 117, 133
- stereographic projection, 88
- support, 75, 110
- supporting plane, 15, 46
- surface, 84
 - of revolution, 88
 - with boundary, 85
- tangent, 59
 - curves, 43
 - field, 139
 - indicatrix, 42
 - line, 43
 - plane, 90
 - vector, 43, 90
- tangent-normal coordinates, 98
- Theorema Egregium, 163
- thin triangle, 173
- topological, 11
 - surface, 84
- torsion, 59
- total
 - curvature, 44
 - signed curvature, 67
- transversality, 117, 185
- trivial curve, 145
- trochoid, 67
- uniform convergence, 17
- uniformly continuous, 16, 17
- unit-speed curve, 32
- vector product, 43
- velocity vector, 26
- vertex of curve, 75
- Viviani's curve, 177

Bibliography

- [1] А. Д. Александров. *Внутренняя геометрия выпуклых поверхностей*. 1948.
- [2] A. D. Aleksandrov, Yu. G. Reshetnyak. “Rotation of a curve in an n -dimensional Euclidean space”. *Siberian Math. J.* 29.1 (1988), 1–16.
- [3] S. Alexander, V. Kapovitch, A. Petrunin. *An invitation to Alexandrov geometry: CAT(0) spaces*. 2019.
- [4] S. Alexander, V. Kapovitch, A. Petrunin. *Alexandrov geometry: foundations*. 2022. arXiv: 1903.08539 [math.DG].
- [5] V. Arnold. *Ordinary differential equations*. 2006.
- [6] I. D. Berg. “An estimate on the total curvature of a geodesic in Euclidean 3-space-with-boundary.” *Geom. Dedicata* 13 (1982), 1–6.
- [7] S. N. Bernstein. “Sur un théorème de géométrie et son application aux équations aux dérivées partielles du type elliptique”. *Сообщения Харьковского математического общества* 15.1 (1915), 38–45. [German translation in *Math. Zeit*, 26; Russian translation in *УМН*, вып. VIII (1941), 75–81 and С. Н. Бернштейн, *Собрание сочинений*. Т. 3. (1960) с. 251–258].
- [8] R. Bishop, S. Goldberg. *Tensor analysis on manifolds*. 1980.
- [9] W. Blaschke. *Kreis und Kugel*. 1916.
- [10] O. Bonnet. “Mémoire sur les surfaces dont les lignes de courbure sont planes ou sphériques”. *Journal de l’École Polytechnique. Paris* 20 (1853), 117–306.
- [11] D. Burago, Yu. Burago, S. Ivanov. *A course in metric geometry*. 2001.
- [12] Ю. Д. Бураго, В. А. Залгаллер. *Введение в риманову геометрию*. Наука, 1994, 319.
- [13] M. do Carmo. *Riemannian geometry*. Mathematics: Theory & Applications. 1992.
- [14] É. Cartan. *Leçons sur la Géométrie des Espaces de Riemann*. 1928.
- [15] G. D. Chakerian. “An inequality for closed space curves”. *Pacific J. Math.* 12 (1962), 53–57.
- [16] G. D. Chakerian. “On some geometric inequalities”. *Proc. Amer. Math. Soc.* 15 (1964), 886–888.
- [17] G. Chambers, Y. Liokumovich. “Converting homotopies to isotopies and dividing homotopies in half in an effective way”. *Geom. Funct. Anal.* 24.4 (2014), 1080–1100.
- [18] J. Cheeger, D. Ebin. *Comparison theorems in Riemannian geometry*. 2008.
- [19] А. В. Чернавский. *Дифференциальная геометрия 2 курс*. 2012.
- [20] S. Cohn-Vossen. “Totalkrümmung und geodätische Linien auf einfachzusammenhängenden offenen vollständigen Flächenstücken”. *Матем. сб.* 1(43).2 (1936), 139–164.
- [21] E. Denne. *Alternating quadrisecants of knots*. Ph.D. thesis—UIUC. 2004.

- [22] P. H. Doyle. “Plane separation”. *Proc. Cambridge Philos. Soc.* 64 (1968), 291.
- [23] V. Dubrovsky. “In Search of a Definition of Surface Area”. *Quantum* 1.4 (1991), 6–9.
- [24] W. von Dyck. “Beiträge zur Analysis situs”. *Math. Ann.* 32.4 (1888), 457–512.
- [25] I. Fáry. “Sur certaines inégalités géométriques”. *Acta Sci. Math. Szeged* 12. Leopoldo Fejér et Frederico Riesz LXX annos natis dedicatus, Pars A (1950), 117–124.
- [26] А. Ф. Филиппов. “Элементарное доказательство теоремы Жордана”. *УМН* 5.5(39) (1950), 173–176.
- [27] J. Fine. *One-step problems in geometry*. MathOverflow. eprint: <https://mathoverflow.net/q/8378>.
- [28] R. Foote, M. Levi, S. Tabachnikov. “Tractrices, bicycle tire tracks, hatchet planimeters, and a 100-year-old conjecture”. *Amer. Math. Monthly* 120.3 (2013), 199–216.
- [29] D. Fuchs, S. Tabachnikov. *Mathematical omnibus: Thirty lectures on classic mathematics*. 2007.
- [30] D. Gale. “The Teaching of Mathematics: The Classification of 1-Manifolds: A Take-Home Exam”. *Amer. Math. Monthly* 94.2 (1987), 170–175.
- [31] K. F. Gauss. “Disquisitiones generales circa superficies curvas”. *Commentationes Societatis Regiae Scientiarum Gottingensis recentiores* 6 (classis mathematicae) (1828), 99–146. [English translation in *General investigations of curved surfaces* 1902.]
- [32] D. Gromoll, W. Klingenberg, W. Meyer. *Riemannsche Geometrie im Grossen*. Lecture Notes in Mathematics, No. 55. 1968.
- [33] Д. Громол, В. Клингенберг, В. Мейер. *Риманова геометрия в целом*. 1971.
- [34] M. Gromov. “Sign and geometric meaning of curvature”. *Rend. Sem. Mat. Fis. Milano* 61 (1991), 9–123 (1994).
- [35] J. Hadamard. “Sur certaines propriétés des trajectoires en dynamique”. *J. math. pures appl.* 3 (1897), 331–387.
- [36] A. Hatcher. *Algebraic topology*. 2002.
- [37] H. Hopf, W. Rinow. “Ueber den Begriff der vollständigen differentialgeometrischen Fläche”. *Comment. Math. Helv.* 3.1 (1931), 209–225.
- [38] H. Hopf. “Über die Drehung der Tangenten und Sehnen ebener Kurven”. *Compositio Math.* 2 (1935), 50–62.
- [39] H. Hopf. *Differential geometry in the large*. 1989.
- [40] В. К. Ионин, Г. Г. Пестов. “О наибольшем круге, вложенном в замкнутую кривую”. *Доклады АН СССР* 127 (1959), 1170–1172.
- [41] F. Joachimsthal. “Demonstrationes theorematum ad superficies curvas spectantium”. *J. Reine Angew. Math.* 30 (1846), 347–350.
- [42] A. P. Kiselev. *Kiselev’s Geometry: Stereometry*. 2008. [Adapted from Russian by A. Givental].
- [43] A. Kneser. “Bemerkungen über die Anzahl der Extreme der Krümmung auf geschlossenen Kurven und über verwandte Fragen in einer nichteuklidischen Geometrie.” *Heinrich Weber Festschrift*. 1912.
- [44] C. Kosniowski. *A first course in algebraic topology*. 1980.
- [45] J. Lagarias, T. Richardson. “Convexity and the average curvature of plane curves”. *Geom. Dedicata* 67.1 (1997), 1–30.
- [46] В. Н. Лагунов. “О наибольшем шаре, вложенном в замкнутую поверхность”. *Сиб. матем. журн.* 1 (1960), 205–232.

- [47] В. Н. Лагунов. “О наибольшем шаре, вложенном в замкнутую поверхность. II”. *Сиб. матем. журн.* 2 (1961), 874–883.
- [48] В. Н. Лагунов, А. И. Фет. “Экстремальные задачи для поверхностей заданного топологического типа. I”. *Сиб. матем. журн.* 4 (1963), 145–176. [English translation by R. L. Bishop [arXiv:1903.01224](https://arxiv.org/abs/1903.01224)].
- [49] В. Н. Лагунов, А. И. Фет. “Экстремальные задачи для поверхностей заданного топологического типа. II”. *Сиб. матем. журн.* 6 (1965), 1026–1036.
- [50] M. A. Lancret. “Mémoire sur les courbes à double courbure”. *Mémoires présentés à l'Institut des Sciences, Lettres et Arts, par divers savants, et lus dans ses assemblées. Sciences mathématiques et physiques.* 1 (1802), 416–454.
- [51] U. Lang, V. Schroeder. “On Toponogov’s comparison theorem for Alexandrov spaces”. *Enseign. Math.* 59.3-4 (2013), 325–336.
- [52] N. Lebedeva, A. Petrunin. “On the total curvature of minimizing geodesics on convex surfaces”. *St. Petersburg Math. J.* 29.1 (2018), 139–153.
- [53] J. M. Lee. *Riemannian manifolds*. Vol. 176. Graduate Texts in Mathematics. 1997.
- [54] M. Levi. “A “bicycle wheel” proof of the Gauss–Bonnet theorem”. *Exposition. Math.* 12.2 (1994), 145–164.
- [55] J. Liberman. “Geodesic lines on convex surfaces”. *C. R. (Doklady) Acad. Sci. URSS (N.S.)* 32 (1941), 310–313.
- [56] H. von Mangoldt. “Ueber diejenigen Punkte auf positiv gekrümmten Flächen, welche die Eigenschaft haben, dass die von ihnen ausgehenden geodätischen Linien nie aufhören, kürzeste Linien zu sein”. *J. Reine Angew. Math.* 91 (1881), 23–53.
- [57] G. H. Meisters. “Polygons have ears”. *Amer. Math. Monthly* 82 (1975), 648–651.
- [58] J. B. Meusnier. “Mémoire sur la courbure des surfaces”. *Mem des savan etrangers* 10.1776 (1785), 477–510.
- [59] А. Д. Милка. “Кратчайшая с непрямым сферическим изображением”. *Укр. геометрический сб.* 16 (1974), 35–52.
- [60] S. Mukhopadhyaya. “New methods in the geometry of a plane arc”. *Bull. Calcutta Math. Soc.* 1 (1909), 31–37.
- [61] S. B. Myers. “Riemannian manifolds with positive mean curvature”. *Duke Math. J.* 8 (1941), 401–404.
- [62] A. I. Nazarov, F. V. Petrov. “On a conjecture of S. L. Tabachnikov”. *St. Petersburg Math. J.* 19.1 (2008), 125–135.
- [63] R. Osserman. “The four-or-more vertex theorem”. *Amer. Math. Monthly* 92.5 (1985), 332–337.
- [64] J. Pach. “Folding and turning along geodesics in a convex surface”. *Geoinformatics* 7.2 (1997), 61–65.
- [65] R. Palais. “The Morse lemma for Banach spaces”. *Bull. Amer. Math. Soc.* 75 (1969), 968–971.
- [66] D. Panov. “Parabolic curves and gradient mappings”. *Proc. Steklov Inst. Math.* 2(221) (1998), 261–278.
- [67] A. Petrunin, S. Stadler. *Six proofs of the Fáry–Milnor theorem*. 2022. [arXiv:2203.15137](https://arxiv.org/abs/2203.15137) [[math.HO](https://arxiv.org/abs/2203.15137)].
- [68] A. Petrunin, A. Yashinski. “Piecewise isometric mappings”. *St. Petersburg Math. J.* 27.1 (2016), 155–175.

- [69] A. Petrunin, S. Zamora Barrera. “Moon in a puddle and the four-vertex theorem”. *Amer. Math. Monthly* 129.5 (2022), 475–479.
- [70] A. Petrunin. *PIGTIKAL (puzzles in geometry that I know and love)*. 2020.
- [71] A. Petrunin. “Self-crossing geodesics”. *Math. Intelligencer* 43.4 (2021), 16–18.
- [72] P. Pizzetti. “Paragone fra due triangoli a lati uguali”. *Atti della Reale Accademia dei Lincei, Rendiconti (5) Classe di Scienze Fisiche, Matematiche e Naturali* 16 (1) (1907), 6–11.
- [73] A. V. Pogorelov. *Extrinsic geometry of convex surfaces*. 1973.
- [74] W. Rudin. *Principles of mathematical analysis*. 1976.
- [75] B. Segre. “Sulle coppie di tangenti fra loro parallele relative ad una curva chiusa sghemba”. *Hommage au Professeur Lucien Godeaux*. Librairie Universitaire, Louvain, 1968, 141–167.
- [76] A. Schur. “Über die Schwarzsche Extremaleigenschaft des Kreises unter den Kurven konstanter Krümmung”. *Math. Ann.* 83.1-2 (1921), 143–148.
- [77] J. J. Stoker. “Über die Gestalt der positiv gekrümmten offenen Flächen im dreidimensionalen Raume”. *Compositio Mathematica* 3 (1936), 55–88.
- [78] J. Sullivan. “Curves of finite total curvature”. *Discrete differential geometry*. Oberwolfach Semin. 2008, 137–161.
- [79] S. Tabachnikov. “The tale of a geometric inequality”. *MASS selecta*. 2003, 257–262.
- [80] P. G. Tait. “Note on the circles of curvature of a plane curve.” *Proc. Edinb. Math. Soc.* 14 (1896), 26.
- [81] V. Toponogov. *Differential geometry of curves and surfaces: A concise guide*. 2006.
- [82] В. А. Топоногов. “Свойство выпуклости римановых пространств положительной кривизны”. *Докл. АН СССР* 115.4 (1957), 674–676.
- [83] S. Treil. *Linear algebra done wrong*. 2016.
- [84] V. V. Usov. “The length of the spherical image of a geodesic on a convex surface”. *Siberian Math. J.* 17.1 (1976), 185–188.
- [85] R. Webster. *Convexity*. 1994.
- [86] В. А. Залгаллер. “Вопрос о сферическом изображении кратчайшей”. *Укр. геометрический сб.* 10 (1971), 12.