

# Impact Probability Under Aleatory And Epistemic Uncertainties

Chiara Tardioli\*    Davide Farnocchia†    Massimiliano Vasile\*  
Steve R. Chesley†

November 30, 2020

## Abstract

We present an approach to estimate an upper bound for the impact probability of a potentially hazardous asteroid when part of the force model depends on unknown parameters whose statistical distribution needs to be assumed. As case study we consider Apophis' risk assessment for the 2036 and 2068 keyholes based on information available as of 2013. Within the framework of epistemic uncertainties, under the independence and non-correlation assumption, we assign parametric families of distributions to the physical properties of Apophis that define the Yarkovsky perturbation and in turn the future orbital evolution of the asteroid. We find  $IP \leq 5 \times 10^{-5}$  for the 2036 keyhole and  $IP \leq 1.6 \times 10^{-5}$  for the 2068 keyhole. These upper bounds are largely conservative choices due to the rather wide range of statistical distributions that we explored.

## 1 Introduction

In risk analysis, uncertainties are generally classified into two categories: aleatory and epistemic. *Aleatory uncertainty* is an inherent variation associated with the physical system or the environment. It may arise from environmental randomness, variation in space, fluctuations in times, or other system variability. Given the repetitiveness of the error, it is generally well quantified with a known probability distribution, and, in principle, it cannot be eliminated by further observational data, although it may be better characterized (Kolmogorov and Bharucha-Reid, 2018). Conversely, *epistemic uncertainty* is due to a lack of information about the system or phenomenon under investigation. It may come from a lack of experimental data to characterize new materials and processes, poor understanding of coupled physics phenomena, or a lack of knowledge about

---

\*Department of Mechanical & Aerospace Engineering, University of Strathclyde, Glasgow, G1 1XJ, UK

†Jet Propulsion Laboratory, California Institute of Technology, Pasadena, CA 91109, USA

the model formulation (see, e.g., [Helton \(1994\)](#); [Oberkampf et al. \(2002\)](#); [Helton et al. \(2004\)](#); [Zio and Pedroni \(2013\)](#)).

In the last decades there has been an increasing awareness that classical probability theory is inadequate for the treatment of epistemic uncertainty. Therefore, different non-probabilistic approaches have been developed: imprecise probability, also known as interval analysis, after [Walley \(1991\)](#) and [Berger et al. \(1994\)](#); probability bound analysis, which combines probability analysis and interval analysis (see, e.g., [Ferson and Ginzburg, 1996](#)); Dempster-Shafer theory, which uses Belief and Plausibility functions, in the two forms proposed by [Dempster et al. \(1968\)](#) and [Shafer \(1976\)](#); possibility theory, which is a special case of interval analysis and Dempster-Shafer theory (see, e.g., [Baudrit and Dubois, 2006](#)). For a review on methods of representing uncertainty see, e.g., [Zio and Pedroni \(2013\)](#).

Recently, [Tardioli and Vasile \(2016\)](#) presented an approach to the design of optimal collision avoidance and re-entry maneuvers under uncertainty. They considered a dynamical model with six aleatory variables (the three components of the position and velocity vectors of the spacecraft) and four epistemic variables (some model parameters). The uncertainty was propagated through the dynamics and the expectation of an optimal deflection maneuver was computed with two different techniques: one using Belief and Plausibility functions and the other using families of parametric distributions. The Belief and Plausibility functions use no a-priori assumption on the kind of the distribution but any distribution enclosed between an upper and lower distribution is admissible. Whereas, in the parametric distribution approach the assumption is that the probability density function of the uncertain quantity belongs to a family of known distributions parametrized with unknown parameters. Following this work, in this paper, we use a parametric distribution approach to include epistemic uncertainties in the estimation of impact probabilities for potentially hazardous asteroids.

Asteroid (99942) Apophis was discovered by R.A. Tucker, D.J. Tholen, and F. Bernardi at Kitt Peak, Arizona on June 2004 (Minor Planet Supplement 109613). With a minimum orbit intersection distance less than 0.05 au and an absolute magnitude less than 22 (i.e., its diameter is larger than 140 m), Apophis is classified as potentially hazardous asteroid. In December 2004, both Sentry<sup>1</sup> and NEODyS<sup>2</sup> reported a probability of impact with our planet of a few percent in April 2029 ([Chesley, 2006](#)). Although further observations reduced Apophis' orbital uncertainty and ruled out any impact possibility for 2029, the asteroid remains an interesting object worth investigating. In fact, because of the scattering effect of the 2029 encounter, even small perturbations to the orbit of Apophis affect subsequent impact predictions ([Giorgini et al., 2008](#)).

[Chesley \(2006\)](#) shows that the exact encounter circumstances in 2029 depend on the magnitude of the Yarkovsky effect (order of  $10^{-15}$  au/day<sup>2</sup>). The Yarkovsky effect is a non-gravitational perturbation due to the anisotropic emis-

---

<sup>1</sup><https://cneos.jpl.nasa.gov/sentry>.

<sup>2</sup><https://newton.spacedys.com/neodys>.

sion of thermal radiation of Solar System objects that causes a secular drift in the semi-major axis (Bottke Jr et al., 2006; Vokrouhlický et al., 2015a). For some near-Earth asteroids the orbital drift associated with the Yarkovsky effect can be measured from the orbital fit to the observations (Farnocchia et al., 2013b). That was the case of (101955) Bennu (Chesley et al., 2014) and (29075) 1950 DA (Farnocchia and Chesley, 2014). When the astrometry data does not allow such a detection a Monte Carlo simulation relying on the best physical model currently available is performed. Nevertheless, the assumed distributions on the asteroid physical parameters are themselves uncertain and may rely on subjective judgement. That was the case of Apophis as analyzed by Farnocchia et al. (2013a), which we revisit within the epistemic uncertainty framework in this paper.

## 2 Apophis risk analysis and Yarkovsky effect

The geometry of close approaches can be described projecting the relative Earth-asteroid distance on an appropriate plane called the  $b$ -plane or target plane, which is defined as the plane including the center of the Earth and normal to the incoming asymptote of the small body trajectory with respect to the planet during the close encounter (see, e.g., Milani et al., 2002; Valsecchi et al., 2003). Conventionally, the coordinates on the  $b$ -plane are called  $(\xi, \zeta)$  and are defined so that the projection of the Earth’s heliocentric velocity onto the  $b$ -plane defines the negative  $\zeta$ -axis. The  $\zeta$  coordinate tells if the asteroid is early or late for the minimum possible distance encounter. The  $\xi$  coordinate is the minimum distance that can be obtained by varying the timing of the encounter. The  $b$ -plane coordinates leading to a resonant impact lie on predictable circles (Valsecchi et al., 2003). The intersection between the orbital uncertainty region and a Valsecchi circle is called keyhole (Chodas, 1999) and corresponds to a future impact. Assigning a probability to the uncertain variables involved in the dynamical system, a probability of impact can be estimated. For a comprehensive review on the  $b$ -plane and the corresponding encounter analysis refer to Farnocchia et al. (2019).

Farnocchia et al. (2013a) presented an impact risk analysis for asteroid (99942) Apophis. The authors located 20 keyholes on the 2029  $b$ -plane and found that the probability density function of the  $\zeta$ -coordinate was completely driven by the dispersion due to the Yarkovsky effect. The Yarkovsky perturbation was modeled as a transverse acceleration  $A_2/r^2$  where  $r$  is the heliocentric distance and  $A_2$  is a function of certain physical quantities (diameter, Bond albedo, bulk density, thermal inertia, rotational period, and spin orientation). Thus, different physical characteristics of the asteroid result in a different Yarkovsky perturbation. Farnocchia et al. (2013a) assumed a specific distribution for each of the unknown physical parameters that define the Yarkovsky effect. Then, for each keyhole the impact probability was computed as the product of the keyhole width and the value of the  $\zeta$  distribution, evaluated in a point of the keyhole. The keyhole related to April 2068, situated in the core of the  $\zeta$  probability den-

sity distribution, was found to have the highest risk encounter with an impact probability of three in a million. On the other hand, the keyhole associated to April 2036, situated in the tail of the distribution, had the highest width (about 600 m) with an impact probability of seven in a billion.

These results were superseded by later astrometry and physical characterization (Vokrouhlický et al., 2015b; Brozović et al., 2018). However, in this work we consider Apophis’ 2013 scenario and validate our uncertainty quantification method by computing an upper and lower limit for the impact probabilities related to the 2036 and 2068 keyholes on the 2029  $b$ -plane.

### 3 Uncertainty Quantification of the Physical Model

The Yarkovsky perturbation can be approximated as (Vokrouhlický et al., 2015b)

$$a_t \simeq \frac{4(1-A)}{9} \Phi(1 \text{ au}) f(\theta) \cos \gamma \quad (1)$$

where  $A$  is the Bond albedo,  $\Phi(1 \text{ au}) = 3G_S/(2D\rho c)$  is the standard radiation force factor at 1 au,  $G_S = 1361 \text{ W/m}^2$  is the solar constant,  $D$  is the asteroid’s diameter,  $\rho$  is the bulk density,  $\gamma$  is the spin axis obliquity, and  $\theta_{rot}$  is the thermal parameter, which depends on the rotation period, spin rate, thermal inertia, thermal emissivity, geometric albedo, and radial distance from the Sun. These physical quantities are in general poorly characterised, especially shortly after discovery when there is little or no information regarding the key physical characteristics. Therefore, the uncertainties associated to the physical quantities are epistemic rather than aleatory. Following Tardioli and Vasile (2016), we employ a parametric distribution approach to treat epistemic uncertainties.

In a parametric distribution approach, the actual probability density function is unknown but belongs to a family of distributions parametrized with unknown parameters. For example, a family of Gaussian probability density function ( $\text{pdf}_{\mathcal{N}}$ ) with mean  $\mu \in [0.4, 0.5]$  and standard deviation  $\sigma \in [0.5, 1.5]$  is

$$[\text{pdf}_{\mathcal{N}}] = \{\text{pdf}_{\mathcal{N}}(u; \mu, \sigma) : 0.4 \leq \mu \leq 0.6, 0.05 \leq \sigma \leq 0.15, \forall u \in \mathbb{R}\}, \quad (2)$$

or, using Gaussian cumulative distribution functions ( $\text{cdf}_{\mathcal{N}}$ ),

$$[\text{cdf}_{\mathcal{N}}] = \{\text{cdf}_{\mathcal{N}}(u; \mu, \sigma) : 0.4 \leq \mu \leq 0.6, 0.05 \leq \sigma \leq 0.15, \forall u \in \mathbb{R}\}. \quad (3)$$

The families of distributions in Eq. (2) and Eq.(3), often called probability box, or, shortly, p-box, are illustrated in Fig. 1. A p-box of pdf’s (resp. cdf’s) is a set enclosing the minimum and maximum values of the pdf’s (resp. cdf’s). Particularly, the p-box of cdf’s can always be enclosed from above and from below by piece-wise curves, called, respectively, upper expectation  $E_u$  and lower expectation  $E_l$  (Ferson et al., 2015):

$$[\text{cdf}] = \{\text{cdf} : E_l \leq \text{cdf} \leq E_u\}. \quad (4)$$

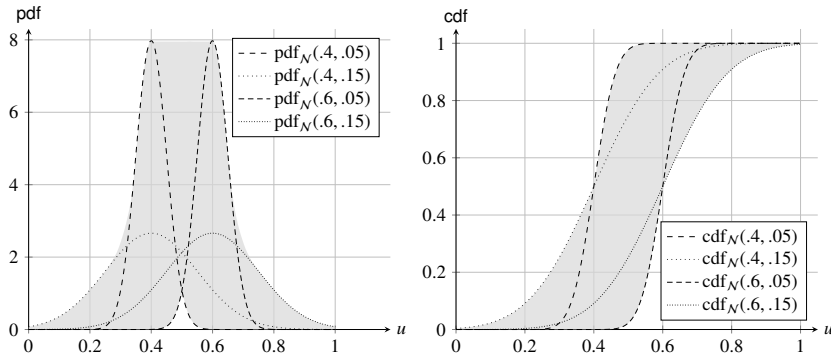


Figure 1: P-box (grey region) defined by a family of Gaussian pdf's (left) and a family of Gaussian cdf's (right).

In the multivariate case, under the independence and non-correlation assumption, the joint probability distribution belongs to a p-box whose elements are the product of univariate pdf's. For example, the p-box of two families of Gaussian pdf's as in Eq. (2) can be written as

$$[\text{pdf}_{\mathcal{N}_1\mathcal{N}_2}] = \{\text{pdf}_{\mathcal{N}_1} \times \text{pdf}_{\mathcal{N}_2} : \text{pdf}_{\mathcal{N}_1} \in [\text{pdf}_{\mathcal{N}_1}] \wedge \text{pdf}_{\mathcal{N}_2} \in [\text{pdf}_{\mathcal{N}_2}]\}. \quad (5)$$

A similar definition holds for the product of two families of Gaussian cdf's.

For the Farnocchia et al. (2013a) scenario, the families of distributions associated to Apophis' physical quantities describing the Yarkovsky effect are reported in Table 1. To enhance the variability in the impact probability, we purposely considered a wide range of parameters, thus not necessarily representing the most realistic scenario.

- *Diameter.* Delbò et al. (2007a) estimate a diameter  $D = (270 \pm 60)$  m, while Müller et al. (2014) derive greater values  $D = 375^{+14}_{-10}$  m. Licandro et al. (2016) confirm a diameter in range 380–393 m. We model the diameter uncertainty with normal distributions with mean between 270 and 385 m, and standard deviation between 5 and 60 m.
- *Slope parameter.* Pravec et al. (2014) assume a slope parameter  $G = 0.24 \pm 0.11$  for S and Q types asteroids. Mommert et al. (2014) use  $G = 0.18 \pm 0.13$ , obtained averaging all  $G$  measurements of asteroids from JPL Small-Body Database Search Engine<sup>3</sup>. Farnocchia et al. (2013a) assumed  $G = 0.15 \pm 0.05$ . Therefore, we choose normal distributions with mean between 0.15 and 0.24, and standard deviation between 0.05 and 0.15.
- *Geometric albedo.* From polarimetric observations Delbò et al. (2007a) find a geometric albedo  $p_V = 0.33 \pm 0.08$ . Müller et al. (2014) obtain  $p_V = 0.30^{+0.05}_{-0.06}$  from far-infrared observations with ESA's Herschel space

<sup>3</sup>JPL Small-Body Database Search Engine: [http://ssd.jpl.nasa.gov/sbdb\\_query.cgi](http://ssd.jpl.nasa.gov/sbdb_query.cgi).

observatory. Recent thermal infrared observations put  $p_V$  in the range 0.24–0.33 (Licandro et al., 2016), in accordance with radar observations that gives  $p_V = 0.35 \pm 0.10$  (Brozović et al., 2018). Farnocchia et al. (2013a) used  $p_V = 0.23 \pm 0.02$ . Therefore, we use lognormal distributions whose corresponding Gaussian distributions have mean between 0.23 and 0.35, and standard deviation between 0.02 and 0.10. Then, the Bond albedo can be derived from the slope parameter and the geometric albedo through the formula  $A = (0.29 + 0.684G) p_V$  (Bowell et al., 1989).

- *Bulk density.* From the grain density and total porosity reported in Binzel et al. (2009), Farnocchia et al. (2013a) obtained a lognormal distribution with mean  $2.2 \text{ g/cm}^3$  and variance  $0.3 \text{ g}^2/\text{cm}^6$ . However, Apophis is an Sq-type asteroid and the typical density of this taxonomic class is  $2.78 \pm 0.85 \text{ g/cm}^3$  (Carry, 2012). Thus, we use lognormal distributions with mean between 2 and  $3 \text{ g/cm}^3$ , and standard deviation between 0.5 and  $0.85 \text{ g/cm}^3$ .
- *Thermal Inertia.* According to (Delbò et al., 2007b, Fig. 6) the thermal inertia  $\Gamma$  of near-Earth objects ranges between 100 and  $1000 \text{ Jm}^{-2}\text{s}^{-0.5}\text{K}^{-1}$ , thus the uncertainty of  $\Gamma$  can be represented by  $\log_{10}(\Gamma) = 2.5 \pm 0.5$ . Müller et al. (2014) use full range of  $\Gamma$  of 250–800  $\text{Jm}^{-2}\text{s}^{-0.5}\text{K}^{-1}$ , with best solution at  $\Gamma = 600 \text{ Jm}^{-2}\text{s}^{-0.5}\text{K}^{-1}$ , giving  $\log_{10}(\Gamma) = 2.7 \pm 0.25$ . Licandro et al. (2016) constrain the thermal inertia of Apophis to lie in the range 50–500  $\text{Jm}^{-2}\text{s}^{-0.5}\text{K}^{-1}$ , giving  $\log_{10}(\Gamma) = 2.2 \pm 0.5$ . Farnocchia et al. (2013a) used a generic relationship between the thermal inertia and the diameter which led to  $\log_{10}(\Gamma) = 2.65 \pm 0.08$ . Hence, we consider a normal distribution for  $\log_{10}(\Gamma)$  with mean between 2.2 and 2.7, and standard deviation between 0.08 and 0.5.
- *Rotational period.* The uncertainty on the rotational period is very small and it does not affect the impact probability (Farnocchia et al., 2013a). Pravec et al. (2014) report a rotational period  $P_{\text{rot}} = (30.56 \pm 0.01) \text{ h}$ , therefore we used a normal distribution with this parameter.
- *Obliquity.* In our scenario we neglect Apophis’ complex rotation and retrograde motion (Pravec et al., 2014). We consider a simple discrete model with 4 bins in  $-1 \leq \cos \gamma \leq 1$ , and positive frequencies  $f_1, f_2, f_3, f_4$  such that  $f_1 + \dots + f_4 = 1$ .

In total, we have six epistemic variables and one aleatory variable. The uncertainty analysis under aleatory and epistemic uncertainty starts from the definition of the uncertainty space  $\mathcal{U}$ , which is a 7-dimensional hyper-rectangle defined by the full ranges of Apophis’ physical parameters involved in the Yarkovsky effect (see Table 2). The underlying assumption is that of independence and non-correlation among the uncertain variables.

Farnocchia et al. (2013a) map the Yarkovsky-related semi-major axis drift onto the 2029  $b$ -plane and its  $\zeta_{2029}$  coordinate. Denoting this map as  $f : \mathcal{U} \rightarrow \mathbb{R}$ ,

Table 1: Distribution families associated to the uncertain variables defining the Yarkovsky effect for Apophis' 2013 scenario. With  $\mu$  and  $\sigma$  we denote the mean and the standard deviation of the corresponding distribution. Note that the first six variables are epistemic, the last one is aleatory. For units refer to Table 2.

Variable	Distribution Type	Parameter Ranges
Diameter	Normal	$270 \leq \mu \leq 385$ $5 \leq \sigma \leq 60$
Slope parameter	Normal	$0.15 \leq \mu \leq 0.24$ $0.05 \leq \sigma \leq 0.15$
Geometric albedo	Lognormal	$0.23 \leq \mu \leq 0.35$ $0.02 \leq \sigma \leq 0.10$
Bulk density	Lognormal	$2 \leq \mu \leq 3$ $0.50 \leq \sigma \leq 0.85$
$\log_{10}(\text{Thermal Inertia})$	Normal	$2.2 \leq \mu \leq 2.7$ $0.08 \leq \sigma \leq 0.50$
Rotational period	Normal	$\mu = 30.56$ $\sigma = 0.01$
Obliquity cosine	4-bin distr.	$0 \leq f_1 \leq 1$ $0 \leq f_2 \leq 1 - f_1$ $0 \leq f_3 \leq 1 - f_1 - f_2$ $0 \leq f_4 \leq 1 - f_1 - f_2 - f_3$

we want to assess the probability of the event  $\mathcal{A} = \{u \in \mathcal{U} : |f(u) - \zeta_o| \leq w/2\}$ , where  $\zeta_o$  is the center of a generic keyhole on the 2029  $b$ -plane and  $w$  its width. If all uncertain variables are aleatory, then the probability of  $\mathcal{A}$  coincides with the impact probability associated with the keyhole  $\zeta_o$ :  $\text{IP} = \text{P}(\mathcal{A})$ . Instead, if the distribution parameters associated to the uncertain physical quantities vary into intervals, then the probability of  $\mathcal{A}$  is bound by a lower and upper value given by

$$\text{P}_*(\mathcal{A}) = \min_{\mathbf{j} \in J} \int_{\mathcal{A}} \text{pdf}_{\mathbf{j}}(\mathbf{u}) \, \text{d}\mathbf{u}, \quad \text{P}^*(\mathcal{A}) = \max_{\mathbf{j} \in J} \int_{\mathcal{A}} \text{pdf}_{\mathbf{j}}(\mathbf{u}) \, \text{d}\mathbf{u}, \quad (6)$$

where  $\mathbf{u} = (D, G, p_V, \rho, \Gamma, \cos \gamma)$  is the epistemic variable vector,

$$\mathbf{j} = (\mu_1, \sigma_1, \dots, \mu_5, \sigma_5, f_1, f_2, f_3) \quad (7)$$

is the unknown distribution parameter vector (the parameters defining the first six distribution families in Table 1),  $J = J_1 \times \dots \times J_{13}$  is the distribution parameter

Table 2: Uncertainty space defined by the physical quantities involved in the Yarkovsky effect for Apophis’ 2013 scenario.

Variable	Symbol	Lower Bound	Upper Bound	Unit
Diameter	D	50	600	m
Slope parameter	$G$	-0.424	0.8	-
Geometric albedo	$p_V$	0	1	-
Bulk density	$\rho$	0.5	5	g/cm <sup>3</sup>
log <sub>10</sub> (Thermal Inertia)	log <sub>10</sub> ( $\Gamma$ )	1	10000	Jm <sup>-2</sup> s <sup>-0.5</sup> K <sup>-1</sup>
Rotational period	$P_{\text{rot}}$	30.5	30.6	h
Obliquity cosine	cos $\gamma$	-1	1	-

space with  $J_i$  the range defined in Table 1 for each  $i = 1, \dots, 13$ , and  $\text{pdf}_{\mathbf{j}}$  is the joint probability distribution product varying in the p-box  $[\text{pdf}_{\mathbf{j}} : \mathbf{j} \in J]$  with

$$\begin{aligned} \text{pdf}_{\mathbf{j}} \propto & \text{pdf}_{\mathcal{N}(\mu_1, \sigma_1)} \times \text{pdf}_{\mathcal{N}(\mu_2, \sigma_2)} \times \text{pdf}_{\mathcal{LN}(\mu_3, \sigma_3)} \times \text{pdf}_{\mathcal{LN}(\mu_4, \sigma_4)} \\ & \times \text{pdf}_{\mathcal{N}(\mu_5, \sigma_5)} \times \text{pdf}_{\mathcal{N}(\mu_{\text{rot}}, \sigma_{\text{rot}})} \times \text{pdf}_{\mathcal{D}_4(f_1, f_2, f_3, 1-f_1-f_2-f_3)}, \end{aligned} \quad (8)$$

where  $\mathcal{N}$  is the Gaussian,  $\mathcal{LN}$  is the Lognormal, and  $\mathcal{D}_4$  the discrete 4-bin distribution. As a consequence, the impact probability associated to the keyhole  $\zeta_o$  is itself uncertain and the following inequalities hold

$$\text{IP}_* = \text{P}_*(\mathcal{A}) \leq \text{IP} \leq \text{P}^*(\mathcal{A}) = \text{IP}^*. \quad (9)$$

The two optimisation problems in Eq. (6) can be solved numerically by replacing the calculation of the exact integrals with approximated forms using a sampling scheme. In fact, given  $M$  sample points  $\mathbf{u}_1, \dots, \mathbf{u}_M$ , each integral in Eq. (6) can be approximated as

$$\sum_{k=1}^M I_{\mathcal{A}}(\mathbf{u}_k) p_k, \quad p_k \propto \text{pdf}_{\mathbf{j}}(\mathbf{u}_k), \quad \sum_{k=1}^M p_k = 1, \quad (10)$$

where  $I_{\mathcal{A}}$  is the indicator function of the set  $\mathcal{A}$ , that is 1 if  $\mathbf{u}_k$  belongs to  $\mathcal{A}$ , 0 otherwise. In this work we will use a scheme with  $10^{12}$  uniformly distributed Monte Carlo points.

## 4 Results

We consider Apophis’ 2013 scenario and the keyholes found by [Farnocchia et al. \(2013a\)](#) on the 2029  $b$ -plane. The uncertainties for the physical parameters are reported in Tables 1 and 2. For two keyholes, we compute the maximum and minimum of the impact probability. One keyhole corresponds to an impact in 2036. This is the widest keyhole and is located in the tail of the probability distribution. The other keyhole corresponds to an impact in 2068. It is much



smaller but within the core of the distribution and yielded the highest impact probability in [Farnocchia et al. \(2013a\)](#). These two keyholes require negative values of  $A_2$  in order to be possible. In this paper, we are considering all possible distributions for the obliquity (which determines the sign of  $A_2$ ). Thus, the minimum value of IP is always zero and our uncertainty analysis gives an upper bound for IP rather than a proper interval.

Results are displayed in [Table 3](#). To validate our method, for each keyhole, we compute a reference impact probability corresponding to fixed distributions derived by the ones used in [Farnocchia et al. \(2013a\)](#) (see [Table 4](#)). The distribution parameters corresponding to  $IP^*$  are found using multiple runs of a global optimization method proposed by [Vasile et al. \(2011\)](#) and called IDEA (Inflationary Differential Evolution Algorithm). The values, out of all the runs of IDEA, that give the highest impact probability are reported in [Table 5](#) and illustrated in [Figure 2](#). [Figure 3](#) shows the uncertainty region of  $\zeta_{2029}$  due to the uncertainties on the physical parameters associated to the Yarkovsky effect. The distributions associated to the reference and to the maximum impact probability for the 2036 and 2068 keyholes are also displayed.

Table 3: Upper bound of the impact probability ( $IP^*$ ) for the 2036 and 2068 keyholes relative to the distribution families in [Table 1](#). Other columns are: width and position of the center of the keyhole on the 2029  $b$ -plane, impact probability ( $IP^{ref}$ ) corresponding to the reference distribution parameters.

Year	Width [m]	Position [km]	$IP^{ref}$	$IP^*$
2036	616.16	46115.5	$5.0 \times 10^{-9}$	$4.6 \times 10^{-5}$
2068	2.25	47447.1	$2.2 \times 10^{-6}$	$1.6 \times 10^{-5}$

Table 4: Reference distribution parameters.

Variable	Distribution Type	Reference Parameters
$D$	Normal	$(325 \pm 15)$ m
$G$	Normal	$(0.15 \pm 0.05)$
$p_V$	Lognormal	$(0.23 \pm 0.02)$
$\rho$	Lognormal	$(2.2 \pm \sqrt{0.3})$ g/cm <sup>3</sup>
$\log_{10}(\Gamma)$	Normal	$(2.65 \pm 0.08)$
$P_{rot}$	Normal	$(30.56 \pm 0.01)$ h
$\cos \gamma$	4-bin distr.	53.68%, 15.44%, 8.09%, 22.79%

## 5 Discussion and Conclusions

We presented an approach to include epistemic uncertainty in the physical model of the Yarkovsky effect and to estimate an upper bound for the impact probabil-

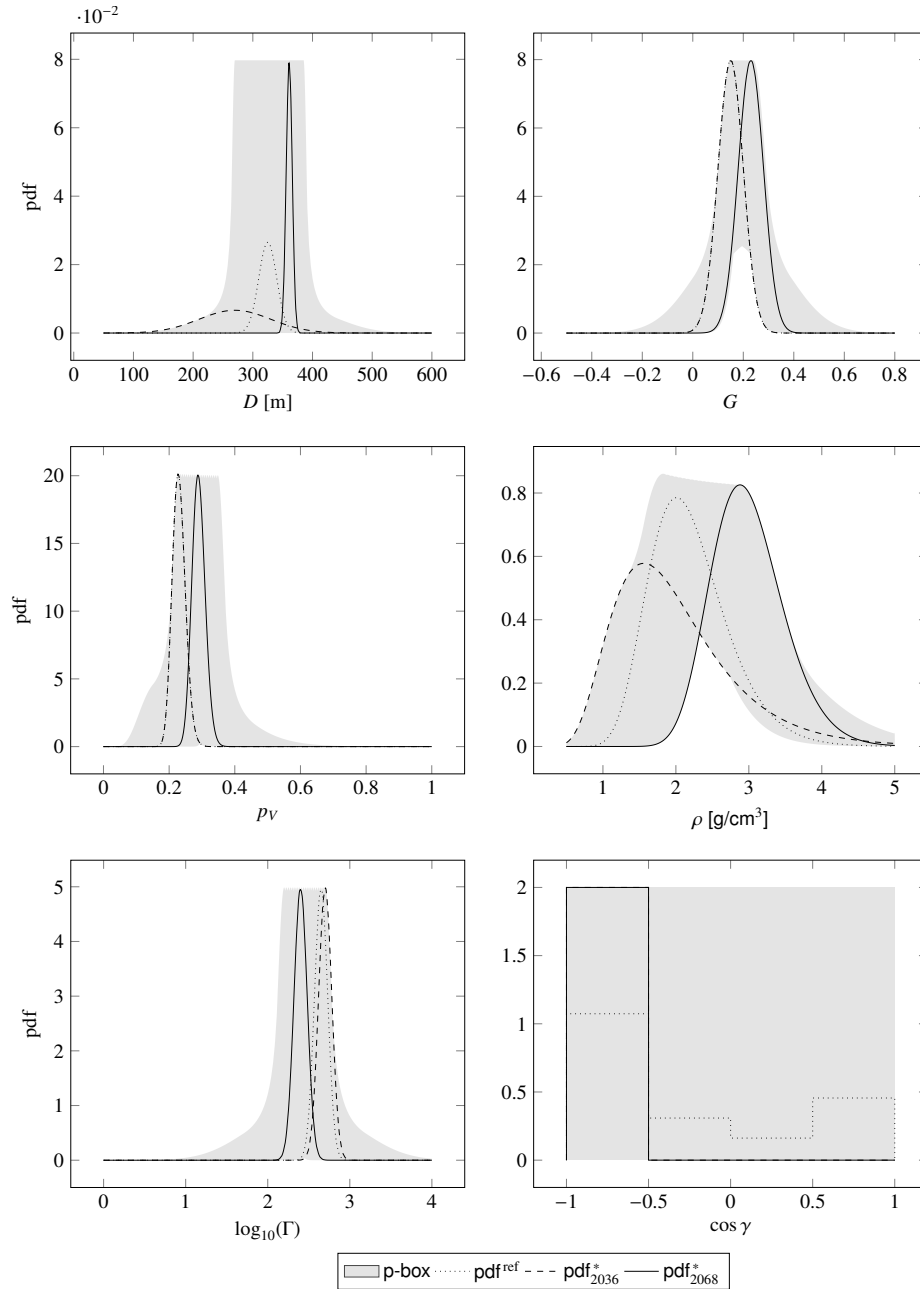


Figure 2: Probability boxes and probability density functions of the asteroid physical quantities for the 2036 and 2068 keyholes corresponding to IP<sup>\*</sup> and IP<sup>ref</sup>.

Table 5: Distribution parameters corresponding to the maximum impact probability (IP\*) for the 2036 and 2068 keyholes, respectively.

Variable	2036 Max	2068 Max
$D$	$(270 \pm 60)$ m	$(361 \pm 5)$ m
$G$	$(0.15 \pm 0.05)$	$(0.23 \pm 0.05)$
$p_V$	$(0.23 \pm 0.02)$	$(0.29 \pm 0.02)$
$\rho$	$(2.0 \pm 0.85)$ g/cm <sup>3</sup>	$(3 \pm 0.5)$ g/cm <sup>3</sup>
$\log_{10}(\Gamma)$	$(2.70 \pm 0.08)$	$(2.41 \pm 0.08)$
$P_{rot}$	$(30.56 \pm 0.01)$ h	$(30.56 \pm 0.01)$ h
$\cos \gamma$	100%, 0%, 0%, 0%	100%, 0%, 0%, 0%

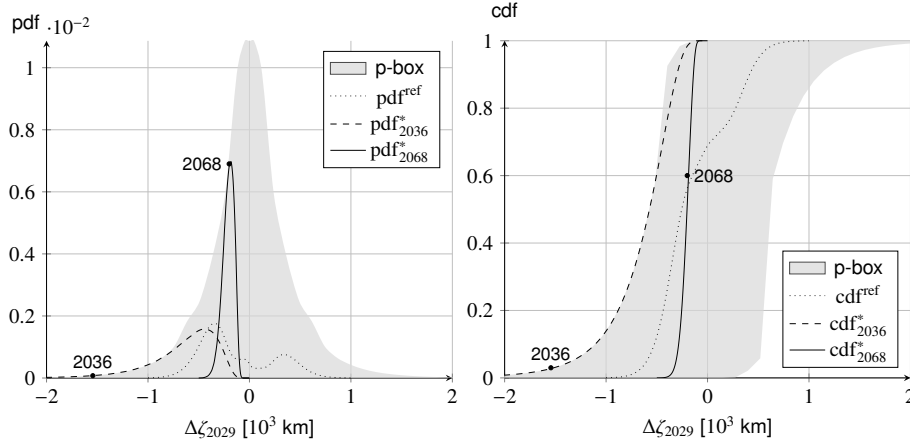


Figure 3: Probability box on the 2029  $b$ -plane associated to the distribution families in Table 1 in the pdf-space (left) and the cdf-space (right). The origin of the  $\zeta_{2029}$ -coordinate is set at 47659.24 km. The curves represent the distribution functions corresponding to  $IP^{ref}$  and  $IP^*$  for the 2036 and 2068 keyholes.

ity of a potentially hazardous asteroid. To illustrate the method we considered asteroid Apophis and the 2036 and 2068 keyholes as discussed by Farnocchia et al. (2013a). The maximum impact probability required the solution of an optimization problem with a multidimensional integral as objective function.

Our analysis was not meant to provide the most current and realistic hazard assessment for Apophis. Rather, for demonstration purpose, we chose a wide range of parameters that result in very conservative upper bounds for the impact probability. For example, if we had fixed the 4-bin distribution of the obliquity and set the frequencies to the reference values, we would have found a maximum impact probability of  $2.69 \times 10^{-6}$  for the 2036 keyhole and of  $7.13 \times 10^{-6}$  for the 2068 keyhole.

As more asteroids are discovered, the number of cases where the impact

hazard assessment is affected by the Yarkovsky effect and its modeling is set to increase. The technique presented in this paper provides a rigorous framework to characterize the sensitivity of the impact probability to the physical model assumptions and in turn characterize its degree of variability.

The spin state of Apophis may change as a result of the 2029 encounter (Scheeres et al., 2005). As already discussed by Farnocchia et al. (2013a), such a change would slightly change the location of the keyholes but have a small effect on the impact probability. Therefore, our analysis remains valid even in that case. Eventually, we remark that that the parametric distribution approach can be applied to more general families of distributions, for example, defined by a weighted combination of kernels.

## 6 Acknowledgements

We would like to thank the editor AC and the reviewer GV for their recommendations. This is a post-peer-review, pre-copyedit version of an article published in *Celestial Mechanics and Dynamical Astronomy*. The final authenticated version is available online at: <https://doi.org/10.1007/s10569-020-09991-3>

## References

- Baudrit, C. and Dubois, D. (2006). Practical representations of incomplete probabilistic knowledge. *Computational statistics & data analysis*, 51(1):86–108.
- Berger, J. O., Moreno, E., Pericchi, L. R., Bayarri, M. J., Bernardo, J. M., Cano, J. A., De la Horra, J., Martín, J., Ríos-Insúa, D., Betrò, B., et al. (1994). An overview of robust bayesian analysis. *Test*, 3(1):5–124.
- Binzel, R. P., Rivkin, A. S., Thomas, C. A., Vernazza, P., Burbine, T. H., DeMeo, F. E., Bus, S. J., Tokunaga, A. T., and Birlan, M. (2009). Spectral properties and composition of potentially hazardous Asteroid (99942) Apophis. *Icarus*, 200:480–485.
- Bottke Jr, W. F., Vokrouhlický, D., Rubincam, D. P., and Nesvorný, D. (2006). The yarkovsky and yorp effects: Implications for asteroid dynamics. *Annu. Rev. Earth Planet. Sci.*, 34:157–191.
- Bowell, E., Hapke, B., Domingue, D., Lumme, K., Peltoniemi, J., and Harris, A. W. (1989). Application of photometric models to asteroids. In *Asteroids II*, pages 524–556.
- Brozović, M., Benner, L. A. M., McMichael, J. G., Giorgini, J. D., Pravec, P., Scheirich, P., Magri, C., Busch, M. W., Jao, J. S., Lee, C. G., Snedeker, L. G., Silva, M. A., Slade, M. A., Semenov, B., Nolan, M. C., Taylor, P. A., Howell, E. S., and Lawrence, K. J. (2018). Goldstone and Arecibo radar observations of (99942) Apophis in 2012–2013. *Icarus*, 300:115–128.

- Carry, B. (2012). Density of asteroids. *Planetary and Space Science*, 73(1):98–118.
- Chesley, S. R. (2006). Potential impact detection for Near-Earth asteroids: the case of 99942 Apophis (2004 MN 4 ). In Daniela, L., Sylvio Ferraz, M., and Angel, F. J., editors, *Asteroids, Comets, Meteors*, volume 229 of *IAU Symposium*, pages 215–228.
- Chesley, S. R., Farnocchia, D., Nolan, M. C., Vokrouhlický, D., Chodas, P. W., Milani, A., Spoto, F., Rozitis, B., Benner, L. A., Bottke, W. F., et al. (2014). Orbit and bulk density of the osiris-rex target asteroid (101955) bennu. *Icarus*, 235:5–22.
- Chodas, P. (1999). Orbit uncertainties, keyholes, and collision probabilities. In *Bulletin of the American Astronomical Society*, volume 31, page 1117.
- Delbò, M., Cellino, A., and Tedesco, E. F. (2007a). Albedo and size determination of potentially hazardous asteroids: (99942) Apophis. *Icarus*, 188:266–269.
- Delbò, M., Dell’Oro, A., Harris, A. W., Mottola, S., Mueller, M., et al. (2007b). Thermal inertia of near-earth asteroids and implications for the magnitude of the yarkovsky effect. *Icarus*, 190(1):236–249.
- Dempster, A. P. et al. (1968). Upper and lower probabilities generated by a random closed interval. *The Annals of Mathematical Statistics*, 39(3):957–966.
- Farnocchia, D., Chesley, S., Chodas, P., Micheli, M., Tholen, D., Milani, A., Elliott, G., and Bernardi, F. (2013a). Yarkovsky-driven impact risk analysis for asteroid (99942) apophis. *Icarus*, 224(1):192–200.
- Farnocchia, D., Chesley, S., Vokrouhlický, D., Milani, A., Spoto, F., and Bottke, W. (2013b). Near earth asteroids with measurable yarkovsky effect. *Icarus*, 224(1):1–13.
- Farnocchia, D. and Chesley, S. R. (2014). Assessment of the 2880 impact threat from asteroid (29075) 1950 da. *Icarus*, 229:321–327.
- Farnocchia, D., Eggl, S., Chodas, P. W., Giorgini, J. D., and Chesley, S. R. (2019). Planetary encounter analysis on the b-plane: a comprehensive formulation. *Celestial Mechanics and Dynamical Astronomy*, 131(8):36.
- Ferson, S. and Ginzburg, L. R. (1996). Different methods are needed to propagate ignorance and variability. *Reliability Engineering & System Safety*, 54(2-3):133–144.
- Ferson, S., Kreinovich, V., Grinzburg, L., Myers, D., and Sentz, K. (2015). Constructing probability boxes and dempster-shafer structures. Technical report, Sandia National Lab.(SNL-NM), Albuquerque, NM (United States).

- Giorgini, J. D., Benner, L. A., Ostro, S. J., Nolan, M. C., and Busch, M. W. (2008). Predicting the earth encounters of (99942) apophis. *Icarus*, 193(1):1–19.
- Helton, J. C. (1994). Treatment of uncertainty in performance assessments for complex systems. *Risk analysis*, 14(4):483–511.
- Helton, J. C., Johnson, J. D., and Oberkampf, W. L. (2004). An exploration of alternative approaches to the representation of uncertainty in model predictions. *Reliability Engineering & System Safety*, 85(1-3):39–71.
- Kolmogorov, A. N. and Bharucha-Reid, A. T. (2018). *Foundations of the theory of probability: Second English Edition*. Courier Dover Publications.
- Licandro, J., Müller, T., Alvarez, C., Alí-Lagoa, V., and Delbo, M. (2016). Gtc/canaricam observations of (99942) apophis. *Astronomy & Astrophysics*, 585:A10.
- Milani, A., Chesley, S. R., Chodas, P. W., and Valsecchi, G. B. (2002). Asteroid Close Approaches: Analysis and Potential Impact Detection. In *Asteroids III*, pages 55–69.
- Mommert, M., Farnocchia, D., Hora, J. L., Chesley, S. R., Trilling, D. E., Chodas, P. W., Mueller, M., Harris, A. W., Smith, H. A., and Fazio, G. G. (2014). Physical Properties of Near-Earth Asteroid 2011 MD. *The Astrophysical Journal Letters*, 789:L22.
- Müller, T., Kiss, C., Scheirich, P., Pravec, P., O’Rourke, L., Vilenius, E., and Altieri, B. (2014). Thermal infrared observations of asteroid (99942) apophis with herschel. *Astronomy & Astrophysics*, 566:A22.
- Oberkampf, W. L., DeLand, S. M., Rutherford, B. M., Diegert, K. V., and Alvin, K. F. (2002). Error and uncertainty in modeling and simulation. *Reliability Engineering & System Safety*, 75(3):333–357.
- Pravec, P., Scheirich, P., Ďurech, J., Pollock, J., Kušnirák, P., Hornoch, K., Galád, A., Vokrouhlický, D., Harris, A., Jehin, E., et al. (2014). The tumbling spin state of (99942) apophis. *Icarus*, 233:48–60.
- Scheeres, D., Benner, L., Ostro, S., Rossi, A., Marzari, F., and Washabaugh, P. (2005). Abrupt alteration of asteroid 2004 mn4’s spin state during its 2029 earth flyby. *Icarus*, 178(1):281–283.
- Shafer, G. (1976). *A mathematical theory of evidence*, volume 42. Princeton university press.
- Tardioli, C. and Vasile, M. (2016). Collision and re-entry analysis under aleatory and epistemic uncertainty. In Majji, M., Turner, J., Wawrzyniak, G., and Cerven, W., editors, *Astrodynamics 2015*, volume 156 of *Advances in Astronautical Sciences*, pages 4205–4220. Univelt Inc.

- Valsecchi, G. B., Milani, A., Gronchi, G. F., and Chesley, S. R. (2003). Resonant returns to close approaches: Analytical theory. *Astronomy & Astrophysics*, 408(3):1179–1196.
- Vasile, M., Minisci, E., and Locatelli, M. (2011). An inflationary differential evolution algorithm for space trajectory optimization. *IEEE Transactions on Evolutionary Computation*, 15(2):267–281.
- Vokrouhlický, D., Bottke, W. F., Chesley, S. R., Scheeres, D. J., and Statler, T. S. (2015a). The Yarkovsky and YORP Effects. In *Asteroids IV*, pages 509–531.
- Vokrouhlický, D., Farnocchia, D., Čapek, D., Chesley, S. R., Pravec, P., Scheirich, P., and Müller, T. G. (2015b). The yarkovsky effect for 99942 apophis. *Icarus*, 252:277–283.
- Walley, P. (1991). Statistical reasoning with imprecise probabilities.
- Zio, E. and Pedroni, N. (2013). *Literature review of methods for representing uncertainty*. FonCSI.