

Peculiarity of Symmetric Ring Systems with Double Y-Junctions and the magnetic effects

Yukihiro Fujimoto¹, Kohkichi Konno^{2,3}, Tomoaki Nagasawa²

¹ National Institute of Technology, Oita College, 1666 Maki, Oita 870-0152, Japan

² National Institute of Technology, Tomakomai College, 443 Nishikioka, Tomakomai 059-1275, Japan

³ Department of Applied Physics, Hokkaido University, Sapporo 060-8628, Japan

E-mail: y-fujimoto@oita-ct.ac.jp (Yukihiro Fujimoto),
kohkichi@tomakomai-ct.ac.jp (Kohkichi Konno),
nagasawa@tomakomai-ct.ac.jp (Tomoaki Nagasawa)

Abstract.

We discuss quantum dynamics in the ring systems with double Y-junctions in which two arms have same length. The node of a Y-junction can be parametrized by $U(3)$. Considering mathematically permitted junction conditions seriously, we formulate such systems by scattering matrices. We show that the symmetric ring systems, which consist of two nodes with the same parameters under the reflection symmetry, have remarkable aspects that there exist localized states inevitably, and resonant perfect transmission occurs when the wavenumber of an incoming wave coincides with that of the localized states, for any parameters of the nodes except for the extremal cases in which the absolute values of components of scattering matrices take 1. We also investigate the magnetic disturbance to the symmetric ring systems.

Submitted to: *J. Phys. A: Math. Gen.*

1. Introduction

Quantum mechanical features in non-simply connected, ring geometries have attracted great interest from many physicists. Particularly striking phenomena in ring systems are induced by the Aharonov-Bohm effect [1] and the Aharonov-Casher effect [2]. To prove these effects, ring systems have been realized in semiconductor nanotechnology (see e.g., [3, 4]). More recently, various physical characteristics of quantum ring systems have also been investigated in [5, 6, 7]. Furthermore, applications of ring systems to a qubit were discussed [8, 9]. A typical structure of ring systems is formed by connected double Y-junctions. A Y-junction is composed of three one-dimensional quantum wires intersecting at one point (i.e. a node). We shed light on such quantum ring systems with double Y-junctions.

Quantum ring systems with Y-junctions were originally investigated in the pioneer theoretical works [10, 11]. At a node, a simple form of the scattering matrices had been customary assumed for years in the literature. On the other hand, mathematical features of point interactions at a node were thoroughly investigated in [12, 13, 14, 15]. These works showed that the point interaction on a Y-junction can be parametrized by $U(3)$. In subsequent works, certain aspects of transmission properties of a quantum particle in the system of a single Y-junction were studied in [16], and a star graph and related topics were also discussed in [17, 18, 19, 20]. Ring systems with double Y-junctions were restudied in [21] based on the mathematical framework. However, the previous work [21] is restricted to a subclass in parameter space of $U(3)$, i.e., the scale invariant class. Therefore, in this paper, we provide a more general discussion of quantum ring systems with double Y-junctions without the tight restriction on the parameter space.

We formulate quantum dynamics in the ring systems with double Y-junctions, taking account of mathematically permitted junction conditions seriously. While we assume that the two arms of a ring has the same length, we do not impose any restriction on the parameters of two nodes from the beginning. From our analysis, we find that the symmetric ring systems, which have two same nodes under the reflection symmetry, have remarkable features that localized states exist inevitably and that resonant perfect transmission occurs for any parameters of the nodes except for the extremal cases in which the absolute values of components of scattering matrices take 1. We also discuss disturbance to the symmetric ring systems. In particular, we investigate the effect of magnetic flux which penetrates the ring systems. From our analysis, we find the general expressions of the amplitudes for reflection and transmission in the presence of the magnetic flux. This paper is organized as follows. In Sec. 2, we review the formulation by scattering matrices based on [21]. In Sec. 3, we investigate localized states and show that the existence of the localized states is inevitable in the symmetric ring systems. In Sec. 4, focusing on scattering problems in the symmetric ring systems, we investigate the transmission probability through the ring systems. Then we find that the resonant perfect transmission occurs when the wavenumber of an incoming wave coincides with that of localized states. In Sec. 5, we consider external magnetic fields as disturbance to the ring systems. Formulating the quantum ring systems in the presence of the magnetic fields, we investigate probability amplitudes for reflection and transmission. Finally, we give a conclusion in Sec. 6.

2. Formulation of a quantum particle in a ring system with double Y-junctions

2.1. The coordinate system and the basic equation

We discuss a ring system with double Y-junctions as shown in Fig. 1. Three one-dimensional quantum wires intersect at one point (i.e., node) in each Y-junction. We describe the Y-junction on the left-hand side by the inward coordinate axes x_1, x_2 and

x_3 , and that on the right-hand side by the outward coordinate axes x_2, x_3 and x_4 , as shown in Fig. 2(a) and (b), respectively. Note that the angle between any two axes and the curvature of the wires have no effect on the physical states. We assume that the nodes locate at $x_i = \xi_I$ ($i = 1, 2, 3$) and at $x_j = \xi_{II}$ ($j = 2, 3, 4$), where $\xi_I > \xi_{II}$. We consider a free quantum particle on this system, which obeys the Schrödinger equation on the wires,

$$i\hbar \frac{\partial}{\partial t} \Phi_i(t, x_i) = -\frac{\hbar^2}{2m} \frac{\partial^2}{\partial x_i^2} \Phi_i(t, x_i) \quad (i = 1, 2, 3, 4), \quad (1)$$

where Φ_i denotes the wave function on the x_i -axis, and m denotes the mass of the particle.

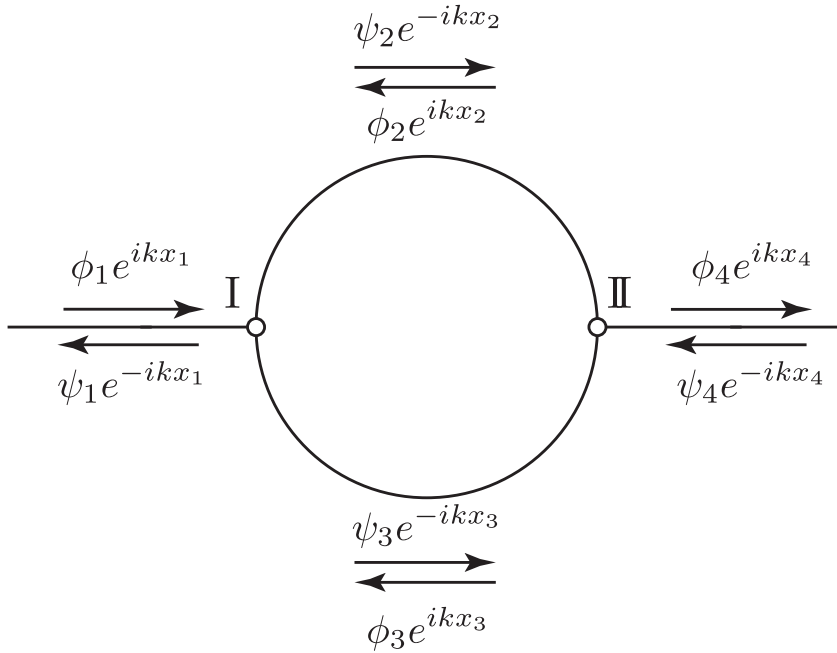


Figure 1. A ring system with double Y-junctions. This ring has two nodes (I and II). Plane waves on this system are expressed by $\phi_1 e^{ikx_1}$, $\psi_1 e^{-ikx_1}$, $\phi_2 e^{ikx_2}$, $\psi_2 e^{-ikx_2}$, $\phi_3 e^{ikx_3}$, $\psi_3 e^{-ikx_3}$, $\phi_4 e^{ikx_4}$, and $\psi_4 e^{-ikx_4}$.

2.2. Junction conditions

At the nodes, we have to impose the junction conditions, which are provided by the conservation of probability current, i.e.,

$$\sum_{i=1}^3 \lim_{x_i \rightarrow \xi_I^-} j_i(t, x_i) = 0, \quad (2)$$

$$\sum_{i=2}^4 \lim_{x_i \rightarrow \xi_{II}^+} j_i(t, x_i) = 0, \quad (3)$$

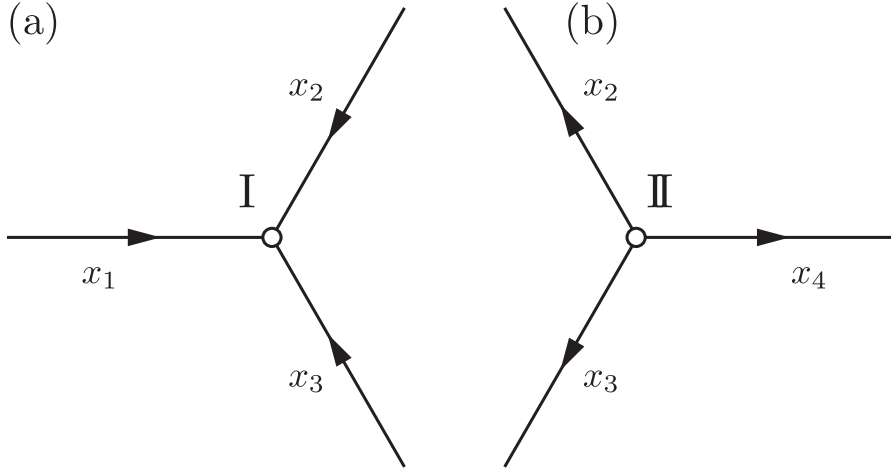


Figure 2. (a) The coordinate axes for the node I. (b) The coordinate axes for the node II.

where $x_i \rightarrow \xi_I^-$ denotes the limit from below, and $x_i \rightarrow \xi_{II}^+$ denotes the limit from above. The probability current j_i is defined by

$$j_i(t, x_i) := -\frac{i\hbar}{2m} \{ \Phi_i^*(t, x_i) \partial_x \Phi_i(t, x_i) - (\partial_x \Phi_i^*(t, x_i)) \Phi_i(t, x_i) \}. \quad (4)$$

The junction conditions (2) and (3) can be expressed by [15]

$$\Psi'^\dagger \Psi - \Psi^\dagger \Psi' = 0, \quad (5)$$

where for the Y-junction $(x_1 x_2 x_3)$ (node I), we should take

$$\Psi := \lim_{x \rightarrow \xi_I^-} \begin{pmatrix} \Phi_2(t, x) \\ \Phi_3(t, x) \\ \Phi_1(t, x) \end{pmatrix}, \quad \Psi' := \lim_{x \rightarrow \xi_I^-} \begin{pmatrix} \partial_x \Phi_2(t, x) \\ \partial_x \Phi_3(t, x) \\ \partial_x \Phi_1(t, x) \end{pmatrix}, \quad (6)$$

and for the Y-junction $(x_4 x_2 x_3)$ (node II), we should take

$$\Psi := \lim_{x \rightarrow \xi_{II}^+} \begin{pmatrix} \Phi_2(t, x) \\ \Phi_3(t, x) \\ \Phi_4(t, x) \end{pmatrix}, \quad \Psi' := \lim_{x \rightarrow \xi_{II}^+} \begin{pmatrix} \partial_x \Phi_2(t, x) \\ \partial_x \Phi_3(t, x) \\ \partial_x \Phi_4(t, x) \end{pmatrix}. \quad (7)$$

Note that the above ordering of the axes in Ψ and Ψ' is different from that in the previous work [21]. The present ordering is useful to deal with external magnetic effects as seen below. Equation (5) is equivalently expressed as [15]

$$|\Psi - iL_0 \Psi'| = |\Psi + iL_0 \Psi'|, \quad (8)$$

where $L_0 (\in \mathbb{R})$ is a nonzero, arbitrary constant with dimension of length, which can be regarded as a gauge freedom [21] and, therefore, does not appear in physical quantities [15]. Equation (8) means that $\Psi - iL_0 \Psi'$ is connected to $\Psi + iL_0 \Psi'$ via a unitary transformation. Thus, we obtain the junction condition [15]

$$(U - I_3)\Psi + iL_0(U + I_3)\Psi' = 0, \quad (9)$$

where I_3 is the 3×3 identity matrix, and U is a 3×3 unitary matrix. Therefore, the junction condition (9) is characterized by the unitary matrix $U \in \text{U}(3)$.

Let us also discuss a parametrization of the unitary matrix U . Based on the discussion in [21], we adopt the following parametrization. On the Y-junction $(x_1x_2x_3)$ (node I), we take

$$U = VDV^\dagger, \quad (10)$$

where

$$D := \text{diag} \left(e^{i\theta_{(1)}}, e^{i\theta_{(2)}}, e^{i\theta_{(3)}} \right), \quad (11)$$

and

$$V := e^{i\alpha\lambda_3} e^{i\beta\lambda_2} e^{i\gamma\lambda_3} e^{i\delta\lambda_5} e^{ia\lambda_3} e^{ib\lambda_2}. \quad (12)$$

Here, $\theta_{(1)}, \theta_{(2)}, \theta_{(3)}, \alpha, \beta, \gamma, \delta, a, b \in \mathbb{R}$, and λ_2, λ_3 , and λ_5 are the Gell-Mann Matrices (see [21] in detail). In the same way, on the Y-junction $(x_4x_2x_3)$ (node II), we take

$$U = \tilde{V}\tilde{D}\tilde{V}^\dagger, \quad (13)$$

where

$$\tilde{D} := \text{diag} \left(e^{i\tilde{\theta}_{(1)}}, e^{i\tilde{\theta}_{(2)}}, e^{i\tilde{\theta}_{(3)}} \right), \quad (14)$$

and

$$\tilde{V} := e^{i\tilde{\alpha}\lambda_3} e^{i\tilde{\beta}\lambda_2} e^{i\tilde{\gamma}\lambda_3} e^{i\tilde{\delta}\lambda_5} e^{i\tilde{a}\lambda_3} e^{i\tilde{b}\lambda_2}. \quad (15)$$

Here $\tilde{\theta}_{(1)}, \tilde{\theta}_{(2)}, \tilde{\theta}_{(3)}, \tilde{\alpha}, \tilde{\beta}, \tilde{\gamma}, \tilde{\delta}, \tilde{a}, \tilde{b} \in \mathbb{R}$. Therefore, the junction condition (9) with the unitary matrix U is characterized by the nine real parameters $(\theta_{(1)}, \theta_{(2)}, \theta_{(3)}, \alpha, \beta, \gamma, \delta, a, b)$, or $(\tilde{\theta}_{(1)}, \tilde{\theta}_{(2)}, \tilde{\theta}_{(3)}, \tilde{\alpha}, \tilde{\beta}, \tilde{\gamma}, \tilde{\delta}, \tilde{a}, \tilde{b})$.

2.3. Scattering matrices

2.3.1. The scattering matrix for a single Y-junction We consider a quantum state on the coordinate system for the node I (see Fig. 2(a)). We assume that incoming waves and outgoing waves are provided by $\phi_i e^{ikx_i}$ and $\psi_i e^{-ikx_i}$ ($\phi_i, \psi_i \in \mathbb{C}$ and $i = 1, 2, 3$), respectively. Then we have

$$\Phi_i(t, x_i) = e^{-i\frac{\mathcal{E}}{\hbar}t} \left(\phi_i e^{ikx_i} + \psi_i e^{-ikx_i} \right), \quad (16)$$

where $\mathcal{E} := \hbar^2 k^2 / 2m$. From this expression, we derive

$$\Psi = e^{-i\frac{\mathcal{E}}{\hbar}t} \left\{ e^{ik\xi_1} \begin{pmatrix} \phi_2 \\ \phi_3 \\ \phi_1 \end{pmatrix} + e^{-ik\xi_1} \begin{pmatrix} \psi_2 \\ \psi_3 \\ \psi_1 \end{pmatrix} \right\}, \quad (17)$$

$$\Psi' = e^{-i\frac{\mathcal{E}}{\hbar}t} \left\{ ik e^{ik\xi_1} \begin{pmatrix} \phi_2 \\ \phi_3 \\ \phi_1 \end{pmatrix} - ik e^{-ik\xi_1} \begin{pmatrix} \psi_2 \\ \psi_3 \\ \psi_1 \end{pmatrix} \right\}. \quad (18)$$

By substituting Eqs. (17) and (18) into Eq. (9), we can define the S -matrix S_{I} by the equation

$$\begin{pmatrix} \psi_2 \\ \psi_3 \\ \psi_1 \end{pmatrix} = S_{\text{I}} \begin{pmatrix} \phi_2 \\ \phi_3 \\ \phi_1 \end{pmatrix}. \quad (19)$$

Using Eqs. (10), (11), and (12), we derive

$$S_{\text{I}} = e^{2ik\xi_{\text{I}}} V S_{(0)\text{I}} V^\dagger, \quad (20)$$

where

$$S_{(0)\text{I}} := \text{diag} \left(\frac{ikL_{(1)} + 1}{ikL_{(1)} - 1}, \frac{ikL_{(2)} + 1}{ikL_{(2)} - 1}, \frac{ikL_{(3)} + 1}{ikL_{(3)} - 1} \right). \quad (21)$$

Here we define

$$L_{(i)} := L_0 \cot \frac{\theta_{(i)}}{2}. \quad (22)$$

When we write S_{I} in the form

$$S_{\text{I}} = \begin{pmatrix} s_{22} & s_{23} & s_{21} \\ s_{32} & s_{33} & s_{31} \\ s_{12} & s_{13} & s_{11} \end{pmatrix}, \quad (23)$$

then s_{ii} represents the probability amplitude for reflection from the x_i -axis to the x_i -axis, while the s_{ij} ($i \neq j$) represents the probability amplitude for transmission from the x_j -axis to the x_i -axis. ‡

Next, we consider a quantum state on the coordinate system for the node II (see Fig. 2(b)). We assume that incoming waves and outgoing waves are provided by $\psi_i e^{-ikx_i}$ and $\phi_i e^{ikx_i}$ ($\psi_i, \phi_i \in \mathbb{C}$ and $i = 2, 3, 4$), respectively. Then we have

$$\Phi_i(t, x_i) = e^{-i\frac{\xi}{\hbar}t} (\psi_i e^{-ikx_i} + \phi_i e^{ikx_i}). \quad (24)$$

From this expression, we derive

$$\Psi = e^{-i\frac{\xi}{\hbar}t} \left\{ e^{-ik\xi_{\text{II}}} \begin{pmatrix} \psi_2 \\ \psi_3 \\ \psi_4 \end{pmatrix} + e^{ik\xi_{\text{II}}} \begin{pmatrix} \phi_2 \\ \phi_3 \\ \phi_4 \end{pmatrix} \right\}, \quad (25)$$

$$\Psi' = e^{-i\frac{\xi}{\hbar}t} \left\{ -ike^{-ik\xi_{\text{II}}} \begin{pmatrix} \psi_2 \\ \psi_3 \\ \psi_4 \end{pmatrix} + ike^{ik\xi_{\text{II}}} \begin{pmatrix} \phi_2 \\ \phi_3 \\ \phi_4 \end{pmatrix} \right\}. \quad (26)$$

By substituting Eqs. (25) and (26) into Eq. (9), we can define the S -matrix S_{II} by the equation

$$\begin{pmatrix} \phi_2 \\ \phi_3 \\ \phi_4 \end{pmatrix} = S_{\text{II}} \begin{pmatrix} \psi_2 \\ \psi_3 \\ \psi_4 \end{pmatrix}. \quad (27)$$

‡ If we adopt the parameters $\xi_{\text{I}} = 0$, $\alpha = 0$, $\beta = \frac{3\pi}{2}$, $\gamma = \pi$, $\delta = \frac{\pi}{4}$, $a = 0$, $\theta_{(1)} = 0$, $\theta_{(2)} = \theta_{(3)} = \pi$, then we can regain the S -matrix used in [10, 11] (see also [21]).

Using Eqs. (13), (14), and (15), we derive

$$S_{\text{II}} = e^{-2ik\xi_{\text{II}}} \tilde{V} S_{(0)\text{II}} \tilde{V}^\dagger, \quad (28)$$

where

$$S_{(0)\text{II}} := \text{diag} \left(\frac{ik\tilde{L}_{(1)} - 1}{ik\tilde{L}_{(1)} + 1}, \frac{ik\tilde{L}_{(2)} - 1}{ik\tilde{L}_{(2)} + 1}, \frac{ik\tilde{L}_{(3)} - 1}{ik\tilde{L}_{(3)} + 1} \right). \quad (29)$$

Here

$$\tilde{L}_{(i)} := \tilde{L}_0 \cot \frac{\tilde{\theta}_{(i)}}{2}, \quad (30)$$

where \tilde{L}_0 denotes the parameter at the node II. We can write S_{II} in the form

$$S_{\text{II}} = \begin{pmatrix} \tilde{s}_{22} & \tilde{s}_{23} & \tilde{s}_{24} \\ \tilde{s}_{32} & \tilde{s}_{33} & \tilde{s}_{34} \\ \tilde{s}_{42} & \tilde{s}_{43} & \tilde{s}_{44} \end{pmatrix}, \quad (31)$$

in common with the node I.

We also show important relations which S_{I} and S_{II} satisfy. Since S_{I} and S_{II} are both unitary, we have

$$S_{\text{I}} S_{\text{I}}^\dagger = S_{\text{I}}^\dagger S_{\text{I}} = I_3, \quad (32)$$

$$S_{\text{II}} S_{\text{II}}^\dagger = S_{\text{II}}^\dagger S_{\text{II}} = I_3. \quad (33)$$

These are also expressed as

$$\sum_{k=1}^3 s_{ik} s_{jk}^* = \sum_{k=1}^3 \tilde{s}_{ki}^* \tilde{s}_{kj} = \delta_{ij}, \quad (34)$$

$$\sum_{k=2}^4 \tilde{s}_{ik} \tilde{s}_{jk}^* = \sum_{k=2}^4 \tilde{s}_{ki}^* \tilde{s}_{kj} = \delta_{ij}. \quad (35)$$

These relations are important to derive simplified forms for probability amplitudes in the next section.

2.3.2. The scattering matrix for the ring In this section, we consider the ring system shown in Fig. 1 as in Fig. 3. The S -matrix S_{R} for the ring system is defined by

$$\begin{pmatrix} \psi_1 \\ \phi_4 \end{pmatrix} = S_{\text{R}} \begin{pmatrix} \phi_1 \\ \psi_4 \end{pmatrix}, \quad (36)$$

where S_{R} is a 2×2 matrix. We derive S_{R} in terms of the components of S_{I} and S_{II} , i.e., s_{ij} and \tilde{s}_{ij} . For this purpose, we define 2×2 matrices s and \tilde{s} as

$$s := \begin{pmatrix} s_{22} & s_{23} \\ s_{32} & s_{33} \end{pmatrix}, \quad \tilde{s} := \begin{pmatrix} \tilde{s}_{22} & \tilde{s}_{23} \\ \tilde{s}_{32} & \tilde{s}_{33} \end{pmatrix}. \quad (37)$$

By decomposing Eqs. (19) and (27) into the components on x_1 and x_4 axes and those on x_2 and x_3 axes, we can obtain the components of S_R as

$$(S_R)_{11} = s_{11} + (s_{12} \ s_{13}) (I_2 - \tilde{s}s)^{-1} \tilde{s} \begin{pmatrix} s_{21} \\ s_{31} \end{pmatrix}, \quad (38)$$

$$(S_R)_{12} = (s_{12} \ s_{13}) (I_2 - \tilde{s}s)^{-1} \begin{pmatrix} \tilde{s}_{24} \\ \tilde{s}_{34} \end{pmatrix}, \quad (39)$$

$$(S_R)_{21} = (\tilde{s}_{42} \ \tilde{s}_{43}) (I_2 - s\tilde{s})^{-1} \begin{pmatrix} s_{21} \\ s_{31} \end{pmatrix}, \quad (40)$$

$$(S_R)_{22} = \tilde{s}_{44} + (\tilde{s}_{42} \ \tilde{s}_{43}) (I_2 - s\tilde{s})^{-1} s \begin{pmatrix} \tilde{s}_{24} \\ \tilde{s}_{34} \end{pmatrix}, \quad (41)$$

where I_2 is the 2×2 identity matrix. Here, we assume $|s_{ij}| < 1$ and $|\tilde{s}_{ij}| < 1$. In this case, $(I_2 - s\tilde{s})^{-1}$ and $(I_2 - \tilde{s}s)^{-1}$ are given by

$$(I_2 - s\tilde{s})^{-1} = \sum_{k=0}^{\infty} (s\tilde{s})^k, \quad (42)$$

$$(I_2 - \tilde{s}s)^{-1} = \sum_{k=0}^{\infty} (\tilde{s}s)^k. \quad (43)$$

While the diagonal components of S_R represent the probability amplitude for reflection, the non-diagonal components of S_R represent that for transmission.




Figure 3. Scattering by a ring system. The gray circle includes the ring.

3. Localized states on the ring

We discuss localized states which could arise on the ring. In these states, while Φ_1 and Φ_4 vanish (i.e., $\Phi_1 = \Phi_4 = 0$), the non-zero components Φ_2 and Φ_3 are given by Eq. (16).

The junction conditions at node I and node II are then written as

$$M \begin{pmatrix} \phi_2 \\ \psi_2 \\ \phi_3 \\ \psi_3 \end{pmatrix} = 0, \quad (44)$$

where

$$M := \begin{pmatrix} V_{21}^* \kappa_1 e^{2ik\xi_I} & V_{21}^* \kappa_1^* & V_{31}^* \kappa_1 e^{2ik\xi_I} & V_{31}^* \kappa_1^* \\ V_{22}^* \kappa_2 e^{2ik\xi_I} & V_{22}^* \kappa_2^* & V_{32}^* \kappa_2 e^{2ik\xi_I} & V_{32}^* \kappa_2^* \\ V_{23}^* \kappa_3 e^{2ik\xi_I} & V_{23}^* \kappa_3^* & V_{33}^* \kappa_3 e^{2ik\xi_I} & V_{33}^* \kappa_3^* \\ \tilde{V}_{21}^* \tilde{\kappa}_1 e^{2ik\xi_{II}} & \tilde{V}_{21}^* \tilde{\kappa}_1^* & \tilde{V}_{31}^* \tilde{\kappa}_1 e^{2ik\xi_{II}} & \tilde{V}_{31}^* \tilde{\kappa}_1^* \\ \tilde{V}_{22}^* \tilde{\kappa}_2 e^{2ik\xi_{II}} & \tilde{V}_{22}^* \tilde{\kappa}_2^* & \tilde{V}_{32}^* \tilde{\kappa}_2 e^{2ik\xi_{II}} & \tilde{V}_{32}^* \tilde{\kappa}_2^* \\ \tilde{V}_{23}^* \tilde{\kappa}_3 e^{2ik\xi_{II}} & \tilde{V}_{23}^* \tilde{\kappa}_3^* & \tilde{V}_{33}^* \tilde{\kappa}_3 e^{2ik\xi_{II}} & \tilde{V}_{33}^* \tilde{\kappa}_3^* \end{pmatrix}. \quad (45)$$

Here $\kappa_i := 1 + ikL_{(i)}$, $\tilde{\kappa}_i := 1 + ik\tilde{L}_{(i)}$, and V_{ij} and \tilde{V}_{ij} denote the (ij) -components of the matrices V and \tilde{V} , respectively. For the localized states, the normalization condition

$$\int_{\xi_{II}}^{\xi_I} |\Phi_2(t, x_2)|^2 dx_2 + \int_{\xi_{II}}^{\xi_I} |\Phi_3(t, x_3)|^2 dx_3 = 1 \quad (46)$$

should also be supplemented. The junction conditions given by Eq. (44) and the normalization condition (46) provide seven equations for four unknown amplitudes ϕ_2, ψ_2, ϕ_3 , and ψ_3 . Thus, this system of equations is over-determined. Therefore, localized states on the ring are suppressed in general.

However, if the condition

$$\text{rank } M \leq 3 \quad (47)$$

holds, then the number of equations for the junction conditions is reduced appropriately, and localized states appear on the ring. If $\text{rank } M < 3$, the system of equations becomes under-determined. Then some degrees of freedom remain and, therefore, degenerate states may appear. It should also be noted that the symmetric ring in which the node on the Y-junction $(x_1 x_2 x_3)$ has the same parameters as the node on the Y-junction $(x_4 x_2 x_3)$ is special. In the symmetric ring system, since

$$V_{ij} = \tilde{V}_{ij}, \quad L_{(i)} = \tilde{L}_{(i)}, \quad (48)$$

the condition

$$\text{rank } M = 3 \quad (49)$$

holds for any parameters about U when the wavenumber k satisfies

$$e^{2ik(\xi_I - \xi_{II})} = 1. \quad (50)$$

Therefore, in the case of the symmetric ring, there exist localized states for any parameters about U . The existence of such localized states may be suggested from the symmetry of the system (e.g., [22]).

Let us derive the wave function for the localized states in the symmetric ring systems. When the condition Eq. (50) holds, the wave function is determined by three

independent components in Eq. (44) and the normalization condition (46). From these equations, we can obtain the solution

$$\varphi_2(x_2) = \frac{1}{\mathcal{N}} \{ \mathcal{C}_2 \sin k(x_2 - \xi_{\text{II}}) + \mathcal{D}_2 \cos k(x_2 - \xi_{\text{II}}) \}, \quad (51)$$

$$\varphi_3(x_3) = \frac{1}{\mathcal{N}} \{ \mathcal{C}_3 \sin k(x_3 - \xi_{\text{II}}) + \mathcal{D}_3 \cos k(x_3 - \xi_{\text{II}}) \}, \quad (52)$$

where

$$\mathcal{C}_2 = V_{21}^* V_{31} k L_{(1)} + V_{22}^* V_{32} k L_{(2)} + V_{23}^* V_{33} k L_{(3)}, \quad (53)$$

$$\mathcal{D}_2 = V_{21}^* V_{31} k^2 L_{(2)} L_{(3)} + V_{22}^* V_{32} k^2 L_{(3)} L_{(1)} + V_{23}^* V_{33} k^2 L_{(1)} L_{(2)}, \quad (54)$$

$$\mathcal{C}_3 = V_{11}^* V_{31} k L_{(1)} + V_{12}^* V_{32} k L_{(2)} + V_{13}^* V_{33} k L_{(3)}, \quad (55)$$

$$\mathcal{D}_3 = V_{11}^* V_{31} k^2 L_{(2)} L_{(3)} + V_{12}^* V_{32} k^2 L_{(3)} L_{(1)} + V_{13}^* V_{33} k^2 L_{(1)} L_{(2)}. \quad (56)$$

Here we define

$$\mathcal{N} := \sqrt{\frac{1}{2}(\xi_{\text{I}} - \xi_{\text{II}}) (|\mathcal{C}_2|^2 + |\mathcal{D}_2|^2 + |\mathcal{C}_3|^2 + |\mathcal{D}_3|^2)}. \quad (57)$$

From the above result, we find that the wave function can generally take non-zero values at the nodes, i.e., $\varphi_2(\xi_{\text{I}}) = \pm \mathcal{D}_2/\mathcal{N}$, $\varphi_2(\xi_{\text{II}}) = \mathcal{D}_2/\mathcal{N}$, $\varphi_3(\xi_{\text{I}}) = \pm \mathcal{D}_3/\mathcal{N}$, and $\varphi_3(\xi_{\text{II}}) = \mathcal{D}_3/\mathcal{N}$. Consequently, when the condition (50) holds, the localized states given by Eqs. (51) and (52) appear on the symmetric ring.

4. Transmission probability in a symmetric ring system

In the last section, we have seen that the symmetric ring has remarkable feature that the localized states inevitably exist. Hence, we focus on the symmetric ring systems also in the framework of scattering problems. Let us assume

$$\phi_1 = 1, \quad \psi_1 = R, \quad \phi_4 = T, \quad \psi_4 = 0. \quad (58)$$

where R is the amplitude for reflection, and T is the amplitude for transmission. From Eq. (36) and Eqs. (38)–(41), we can obtain

$$R = s_{11} + (s_{12} \ s_{13}) \tilde{s} (I_2 - s\tilde{s})^{-1} \begin{pmatrix} s_{21} \\ s_{31} \end{pmatrix}, \quad (59)$$

$$T = (\tilde{s}_{42} \ \tilde{s}_{43}) (I_2 - s\tilde{s})^{-1} \begin{pmatrix} s_{21} \\ s_{31} \end{pmatrix}. \quad (60)$$

When Eq. (48) holds, we have

$$S_{\text{I}} S_{\text{II}} = S_{\text{II}} S_{\text{I}} = e^{2ik(\xi_{\text{I}} - \xi_{\text{II}})} I_3. \quad (61)$$

Thus we derive

$$S_{\text{II}} = e^{2ik(\xi_{\text{I}} - \xi_{\text{II}})} S_{\text{I}}^\dagger, \quad (62)$$

i.e.,

$$\tilde{s}_{ij} = e^{2ik(\xi_I - \xi_{II})} s_{ji}^*, \quad (63)$$

$$\tilde{s}_{4j} = e^{2ik(\xi_I - \xi_{II})} s_{j1}^*, \quad (64)$$

$$\tilde{s}_{i4} = e^{2ik(\xi_I - \xi_{II})} s_{1i}^*, \quad (65)$$

$$\tilde{s}_{44} = e^{2ik(\xi_I - \xi_{II})} s_{11}^*, \quad (66)$$

where $i, j = 2$ or 3 . By using these equations and Eq. (34), we can derive

$$s\tilde{s} = e^{2ik(\xi_I - \xi_{II})} \begin{pmatrix} |s_{22}|^2 + |s_{23}|^2 & -s_{21}s_{31}^* \\ -s_{21}^*s_{31} & |s_{32}|^2 + |s_{33}|^2 \end{pmatrix}. \quad (67)$$

Then we have

$$s\tilde{s} \begin{pmatrix} s_{21} \\ s_{31} \end{pmatrix} = e^{2ik(\xi_I - \xi_{II})} |s_{11}|^2 \begin{pmatrix} s_{21} \\ s_{31} \end{pmatrix}, \quad (68)$$

and

$$\begin{aligned} (I_2 - s\tilde{s})^{-1} \begin{pmatrix} s_{21} \\ s_{31} \end{pmatrix} &= \{I_2 + s\tilde{s} + (s\tilde{s})^2 + \dots\} \begin{pmatrix} s_{21} \\ s_{31} \end{pmatrix} \\ &= \frac{1}{1 - e^{2ik(\xi_I - \xi_{II})} |s_{11}|^2} \begin{pmatrix} s_{21} \\ s_{31} \end{pmatrix}. \end{aligned} \quad (69)$$

Therefore, we obtain

$$R = \frac{s_{11} (1 - e^{2ik(\xi_I - \xi_{II})})}{1 - e^{2ik(\xi_I - \xi_{II})} |s_{11}|^2}, \quad (70)$$

$$T = \frac{e^{2ik(\xi_I - \xi_{II})} (1 - |s_{11}|^2)}{1 - e^{2ik(\xi_I - \xi_{II})} |s_{11}|^2}. \quad (71)$$

In Fig. 4, we show transmission and reflection probabilities as a function of the wavenumber k as an example. From this figure, we can find that the perfect transmission occurs when the condition in Eq. (50) holds. Thus, it should be emphasized that when the same condition as Eq. (50) holds, the perfect transmission, which is given by $R = 0$, occurs simultaneously with the appearance of the localized states in the symmetric ring.

5. Disturbance to the symmetric ring conditions

5.1. Formulation for magnetic effects

In this section, we investigate effects of disturbance to the symmetric ring. As a most typical example, we consider effects of external magnetic fields on the quantum states. When we consider a charged particle on the ring and an external magnetic flux penetrating the ring, we should replace the partial derivative ∂_x with the covariant derivative $D_x := \partial_x - i\frac{e}{\hbar c}A_x$, where e is an electric charge, and A_x denotes the vector potential of magnetic fields, in Eqs. (1), (6) and (7). Let us also assume non-vanishing magnetic flux confined inside the ring. Since magnetic field on the wires vanishes, the

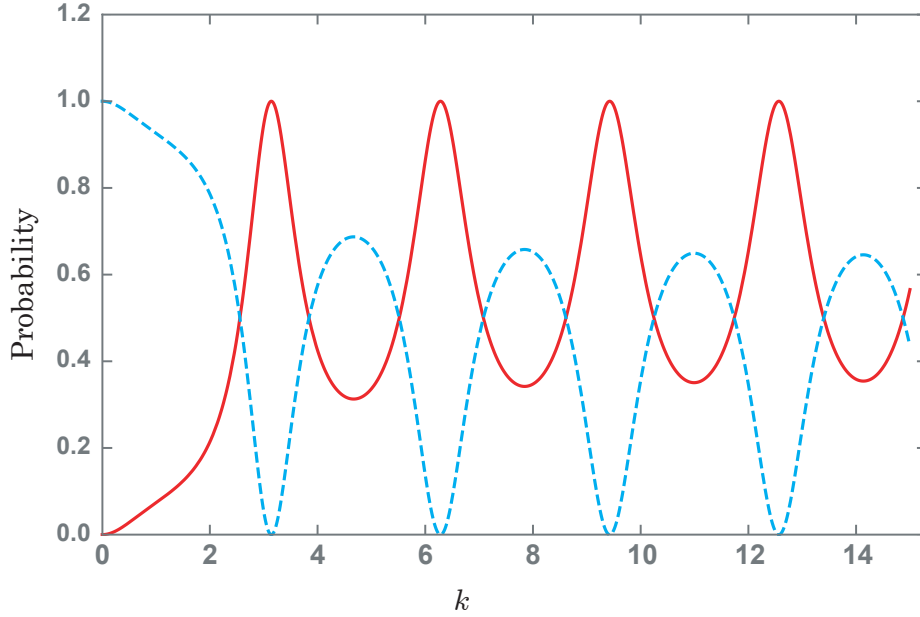


Figure 4. Probabilities vs k in the case of $\alpha = \gamma = a = 0$, $\beta = \delta = b = \frac{\pi}{4}$, $L_{(1)} = 0$, and $L_{(2)} = L_{(3)} = 1$. Here we adopt $\xi_{\text{I}} = 1$ and $\xi_{\text{II}} = 0$. The red solid curve denotes the transmission probability, and the blue dashed curve denotes the reflection probability.

magnetic vector potential is provided by pure gauge. The wave function in the presence of the magnetic flux is given by [23]

$$\Phi_i^{(\text{M})}(x_i) = e^{i\frac{e}{\hbar c}\chi_i(x_i)}\Phi_i(x_i) \quad (i = 1, 2, 3, 4), \quad (72)$$

where Φ_i is the wave function in the absence of the magnetic flux, which is given by Eq. (16), and

$$\chi_i(x) := \int_{\eta_i}^x A_i dx_i \quad (i = 1, 2, 3, 4). \quad (73)$$

Here A_i denotes the tangential component of three-dimensional vector potential \mathbf{A} along the x_i axis, and η_i is an arbitrary constant. We now take

$$\eta_1 = \eta_2 = \eta_3 = \xi_{\text{I}}, \quad \eta_4 = \xi_{\text{II}}. \quad (74)$$

Then we have

$$\chi_1(\xi_{\text{I}}) = \chi_2(\xi_{\text{I}}) = \chi_3(\xi_{\text{I}}) = 0, \quad \chi_4(\xi_{\text{II}}) = 0. \quad (75)$$

Under this assumption, we derive

$$\Psi^{(\text{M})}(\xi_{\text{I}}) = \Psi(\xi_{\text{I}}), \quad \Psi'^{(\text{M})}(\xi_{\text{I}}) = \Psi'(\xi_{\text{I}}), \quad (76)$$

$$\Psi^{(\text{M})}(\xi_{\text{II}}) = P^\dagger \Psi(\xi_{\text{II}}), \quad \Psi'^{(\text{M})}(\xi_{\text{II}}) = P^\dagger \Psi'(\xi_{\text{II}}), \quad (77)$$

where Ψ and Ψ' are given by Eqs. (17) and (18), and we define

$$P := \text{diag} \left(e^{-i\frac{e}{\hbar c}\chi_2(\xi_{\text{II}})}, e^{-i\frac{e}{\hbar c}\chi_3(\xi_{\text{II}})}, 1 \right). \quad (78)$$

Hence the junction conditions in the presence of the magnetic flux are replaced with

$$(U - I_3)\Psi(\xi_{\text{I}}) + iL_0(U + I_3)\Psi'(\xi_{\text{I}}) = 0, \quad (79)$$

$$(PUP^\dagger - I_3)\Psi(\xi_{\text{II}}) + iL_0(PUP^\dagger + I_3)\Psi'(\xi_{\text{II}}) = 0. \quad (80)$$

Since $PUP^\dagger = P\tilde{V}\tilde{D}(P\tilde{V})^\dagger$ at the node II, the effect of the magnetic flux is expressed by

$$\tilde{V} \longrightarrow \tilde{V}^{(\text{M})} = P\tilde{V}. \quad (81)$$

Note that the magnetic flux ϕ_0 penetrating the ring is given by

$$\phi_0 = \chi_3(\xi_{\text{II}}) - \chi_2(\xi_{\text{II}}) = \oint_{\text{Ring}} \mathbf{A} \cdot d\mathbf{r}. \quad (82)$$

When we consider a symmetric configuration for the ring arms, we have

$$\chi_3(\xi_{\text{II}}) = -\chi_2(\xi_{\text{II}}). \quad (83)$$

Then we derive

$$\chi_2(\xi_{\text{II}}) = -\frac{1}{2}\phi_0, \quad \chi_3(\xi_{\text{II}}) = \frac{1}{2}\phi_0. \quad (84)$$

Hence we obtain

$$P := \text{diag} \left(e^{i\frac{e\phi_0}{2\hbar c}}, e^{-i\frac{e\phi_0}{2\hbar c}}, 1 \right). \quad (85)$$

This expression leads to

$$\begin{aligned} \tilde{V} &\longrightarrow \tilde{V}^{(\text{M})} = P\tilde{V} \\ &= e^{i\tilde{\alpha}^{(\text{M})}\lambda_3} e^{i\tilde{\beta}\lambda_2} e^{i\tilde{\gamma}\lambda_3} e^{i\tilde{\delta}\lambda_5} e^{i\tilde{a}\lambda_3} e^{i\tilde{b}\lambda_2}, \end{aligned} \quad (86)$$

where

$$\tilde{\alpha}^{(\text{M})} := \tilde{\alpha} + \frac{e\phi_0}{2\hbar c}. \quad (87)$$

Therefore, when we assume the symmetric configuration for the ring arms, the effect of the magnetic flux can be expressed by the modulation of the parameter $\tilde{\alpha}$.

5.2. Effects of the magnetic disturbance on the transmission probability

We investigate the effects of the magnetic disturbance on the transmission probability. For the symmetric ring systems which the magnetic flux penetrates, the scattering matrix at the node II becomes

$$S_{\text{II}} = e^{2ik(\xi_{\text{I}} - \xi_{\text{II}})} e^{i\frac{e\phi_0}{2\hbar c}\lambda_3} S_{\text{I}}^\dagger e^{-i\frac{e\phi_0}{2\hbar c}\lambda_3}. \quad (88)$$

From Eqs. (59) and (60), then we derive

$$\begin{aligned} R &= \frac{1}{\Delta} \left[s_{11} (1 - e^{2ik(\xi_{\text{I}} - \xi_{\text{II}})})^2 + 2ie^{2ik(\xi_{\text{I}} - \xi_{\text{II}})} \sin \frac{e\phi_0}{2\hbar c} \right. \\ &\quad \left. \times \left\{ e^{-i\frac{e\phi_0}{2\hbar c}} s_{23}^* (s_{11}s_{23} - s_{13}s_{21}) - e^{i\frac{e\phi_0}{2\hbar c}} s_{32}^* (s_{11}s_{32} - s_{12}s_{31}) \right\} \right] \end{aligned} \quad (89)$$

$$\begin{aligned} T &= \frac{e^{2ik(\xi_{\text{I}} - \xi_{\text{II}})}}{\Delta} \left[(1 - |s_{11}|^2) (1 - e^{2ik(\xi_{\text{I}} - \xi_{\text{II}})}) \left(1 + 2ie^{i\frac{e\phi_0}{4\hbar c}} \sin \frac{e\phi_0}{4\hbar c} \right) \right. \\ &\quad \left. - 2i \sin \frac{e\phi_0}{2\hbar c} (|s_{21}|^2 - e^{2ik(\xi_{\text{I}} - \xi_{\text{II}})} |s_{12}|^2) \right], \end{aligned} \quad (90)$$

where

$$\begin{aligned} \Delta = & (1 - e^{2ik(\xi_I - \xi_{II})} |s_{11}|^2) (1 - e^{2ik(\xi_I - \xi_{II})}) \\ & + 2ie^{2ik(\xi_I - \xi_{II})} \sin \frac{e\phi_0}{2\hbar c} \left(e^{-i\frac{e\phi_0}{2\hbar c}} |s_{23}|^2 - e^{i\frac{e\phi_0}{2\hbar c}} |s_{32}|^2 \right). \end{aligned} \quad (91)$$

In the limit of vanishing magnetic flux, i.e., $\phi_0 \rightarrow 0$, we retrieve the results in Eqs. (70) and (71). Equations (89) and (90) provide the general expressions of the amplitudes for the reflection and transmission in the symmetric ring system which magnetic flux penetrates. Note that s_{ij} in the above equations are functions of the nine parameters of the Y-junction.

For example, if we adopt the following parameters

$$\alpha = \gamma = a = 0, \quad \beta = \delta = b = \frac{\pi}{4}, \quad L_{(1)} = L_{(2)} = 0, \quad L_{(3)} \rightarrow \infty \quad (92)$$

then Eqs. (89) and (90) are reduced to

$$R = - \frac{e^{2ik\xi_I} e^{2ik(\xi_I - \xi_{II})} \left(e^{-\frac{ie\phi_0}{\hbar c}} - 1 \right)^2}{e^{2ik(\xi_I - \xi_{II})} \left(e^{-\frac{ie\phi_0}{\hbar c}} + 1 \right)^2 - 4e^{-\frac{ie\phi_0}{\hbar c}}}, \quad (93)$$

$$T = \frac{2e^{2ik(\xi_I - \xi_{II})} e^{-\frac{ie\phi_0}{2\hbar c}} \left(e^{2ik(\xi_I - \xi_{II})} - 1 \right) \left(e^{-\frac{ie\phi_0}{\hbar c}} + 1 \right)}{e^{2ik(\xi_I - \xi_{II})} \left(e^{-\frac{ie\phi_0}{\hbar c}} + 1 \right)^2 - 4e^{-\frac{ie\phi_0}{\hbar c}}}. \quad (94)$$

In this case, while when $\frac{e\phi_0}{\hbar c} = 2n\pi$ ($n = 0, 1, 2, \dots$), we have $R = 0$, when $\frac{e\phi_0}{\hbar c} = (2n + 1)\pi$, we have $T = 0$ for every mode characterized by a wavenumber. In Fig. 5, we show the transmission and reflection probabilities as a function of the wavenumber k in the cases of (a) $\frac{e\phi_0}{\hbar c} = 0$, (b) $\frac{e\phi_0}{\hbar c} = \frac{\pi}{2}$, and (c) $\frac{e\phi_0}{\hbar c} = \pi$. Furthermore, Fig. 6 shows the transmission probability as a function of the magnetic flux when $k = \frac{\pi}{2}$. Thus, the perfect transmission and the perfect reflection appear alternatively for every mode, as the strength of the magnetic flux increases. Similar results may occur in a subclass in the parameter space in which $s_{11} = 0$. (see Eqs. (70) and (71)). Consequently, in this choice of parameters for the symmetric ring system, the modulation of the magnetic flux enable us to switch the current.

Finally, we comment on the previous work [24]. In [24], the authors discussed conductance, which is connected to transmission probability via the Landauer formula, in a similar ring system composed of one-dimensional lattice using a tight-binding model. Although we have considered smooth one-dimensional wires, they considered the realistic lattice, whose system has a dispersion relation different from that of a free particle. However, when all the hopping integrals in [24] are taken to be 1 as in [24], their system would correspond to a limited class of symmetric ring systems in which $s_{11} = s_{22} = s_{33}$ and $s_{12} = s_{21} = s_{13} = s_{31} = s_{23} = s_{32}$ in our model. Thus our model deals with a very large class of junction conditions.

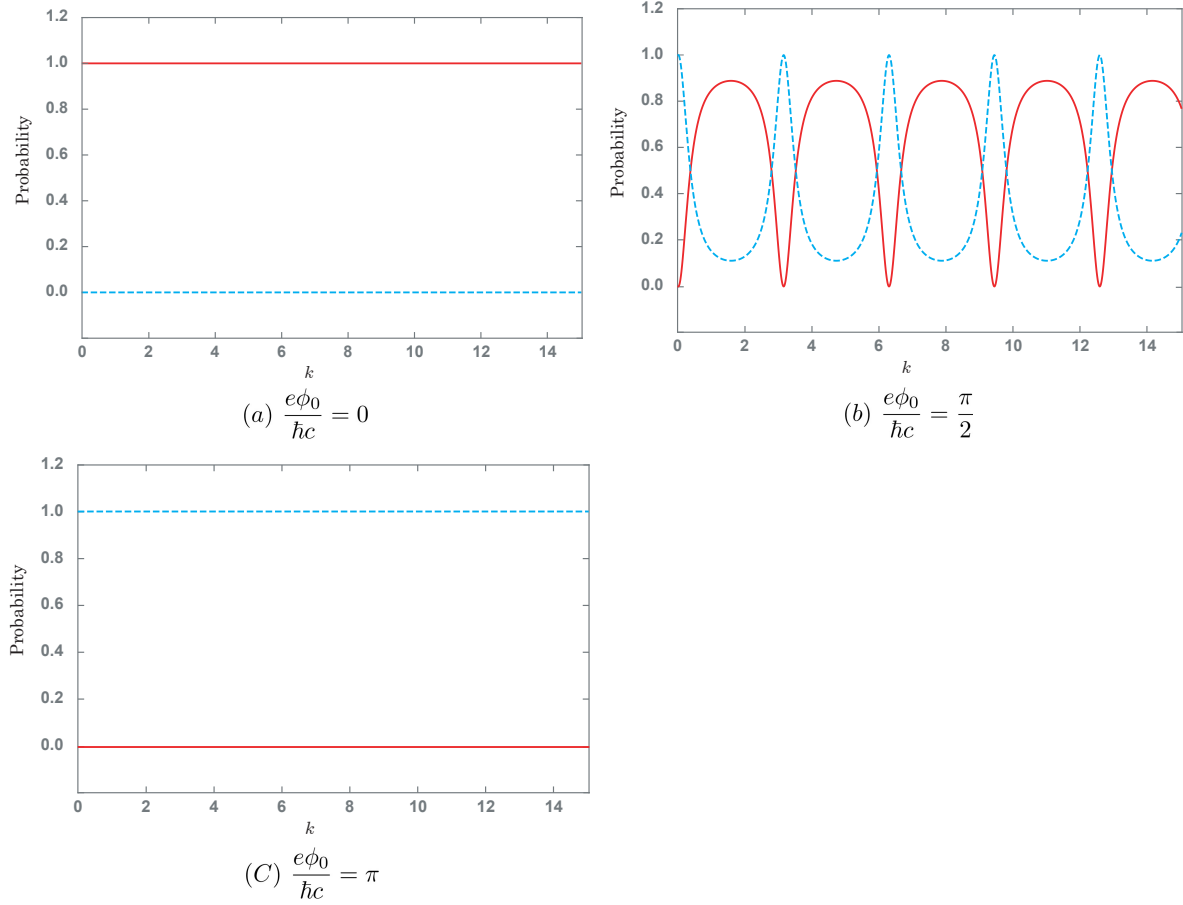


Figure 5. Probabilities vs k in the cases of (a) $\frac{e\phi_0}{\hbar c} = 0$, (b) $\frac{e\phi_0}{\hbar c} = \frac{\pi}{2}$, and (c) $\frac{e\phi_0}{\hbar c} = \pi$. Here we adopt $\alpha = \gamma = a = 0$, $\beta = \delta = b = \frac{\pi}{4}$, $L_{(1)} = L_{(2)} = 0$, $L_{(3)} = \infty$, $\xi_{\text{I}} = 1$ and $\xi_{\text{II}} = 0$. The red solid curve denotes the transmission probability, and the blue dashed curve denotes the reflection probability. Note that when $\frac{e\phi_0}{\hbar c} = 2n\pi$ (n is an integer), we regain the same result as in the case of $\frac{e\phi_0}{\hbar c} = 0$.

6. Conclusion

We have discussed quantum dynamics in the quantum ring systems with double Y-junctions in which two arms have same length. For these systems, a general formulation by scattering matrices was found to be useful. Based on our formulations, we investigated localized states on the ring. Then we found that the symmetric ring systems in which one node has the same parameters as the other node under the reflectional symmetry possess the following interesting features. *In the symmetric ring systems, localized states exist inevitably, and resonant perfect transmission occurs when the wavenumber of an incoming wave coincides with that of the localized states, for any parameters of the nodes except for the extremal cases in which the absolute values of components of scattering matrices take 1.* We also investigated the external disturbance to the symmetric ring systems. In particular, we have considered the magnetic flux penetrating the ring. Then we found that the current through the symmetric ring

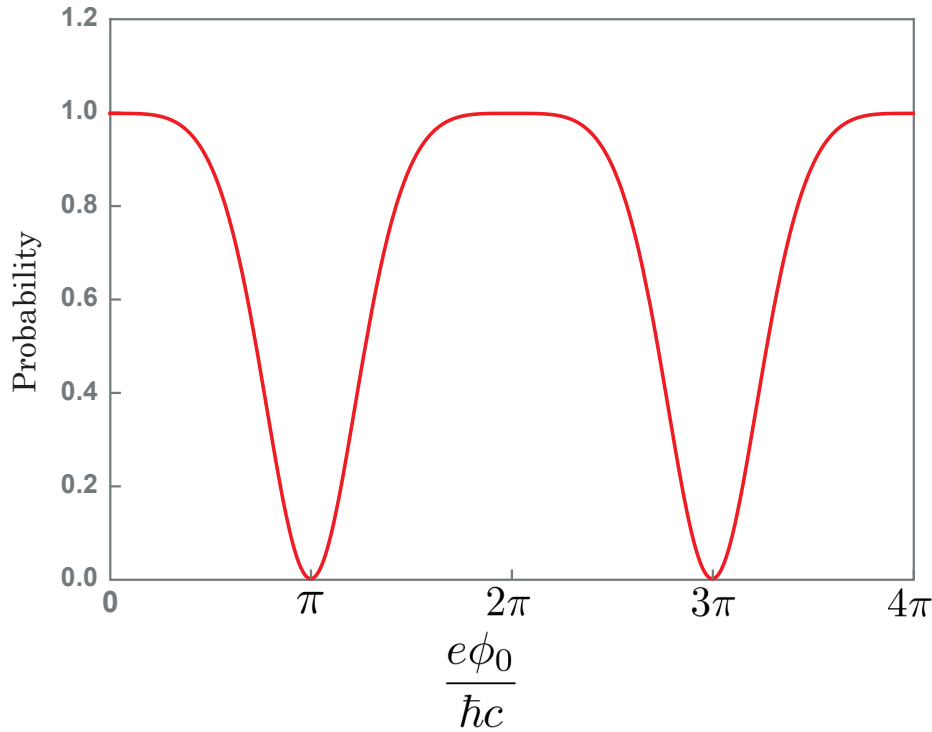


Figure 6. Transmission probabilities vs magnetic flux when $k = \frac{\pi}{2}$. Here we adopt the same parameters in Fig. 5.

system for every mode characterized by a wavenumber can be switched simultaneously by the strength of the magnetic flux only when we adopt a subclass of parameters for the Y-junctions.

We should briefly mention the time-reversal symmetry, which is a physically important class of problem, in the symmetric ring systems. The time-reversal symmetry of the ring systems requires that the matrix S_R given by Eqs. (38)-(41) be symmetric. In the symmetric rings, using Eqs. (63)-(66), we can show that $(S_R)_{12} = (S_R)_{21}$ from straightforward calculations. Thus the time-reversal symmetry always holds in the symmetric ring systems.

In this paper, we did not deal with anti-symmetric rings, which were considered in the previous work [21], and other cases in detail. Once we take a configuration which slightly deviates from the symmetric ring, numerous variations in the curves for transmission probabilities occur due to the vast parameter space for the Y-junctions. These would be investigated in the future works. More general discussion on magnetic field effects would also be provided.

- [1] Y. Aharonov and D. Bohm, 1959 *Phys. Rev.* **115**, 485
- [2] Y. Aharonov and A. Casher, 1984 *Phys. Rev. Lett.* **53**, 319
- [3] R. A. Webb, S. Washburn, C. P. Umbach, and R. B. Laibowitz, 1985 *Phys. Rev. Lett.* **54**, 2696
- [4] Akira Tonomura, Nobuyuki Osakabe, Tsuyoshi Matsuda, 1986 Takeshi Kawasaki, and Junji Endo, *Phys. Rev. Lett.* **56**, 792

- [5] A. Fuhrer, S. Lüscher, T. Ihn, T. Heinzel, K. Ensslin, W. Wegscheider and M. Bichler 2001 *Nature* **413**, 822
- [6] S. Viefers, P. Koskinen, P. Singha Deo and M. Manninen 2004 *Physica E* **21**, 1
- [7] T. Ihn, A. Fuhrer, L. Meier, M. Sigrist and K. Ensslin 2005 *Europhysics News* **36**, 78
- [8] E. Räsänen, A. Castro, J. Werschnik, A. Rubio, and E. K. U. Gross 2007 *Phys. Rev. Lett.* **98**, 157404
- [9] E. Zipper, M. Kurpas, J. Sadowski, M. M. Maska, 2011 *J. Phys.: Condens. Matter* **23**, 115302
- [10] M. Büttiker, Y. Imry, and M. Ya. Azbel, 1984 *Phys. Rev. B* **30**, 1982
- [11] M. Büttiker, 1985 *Phys. Rev. B* **32**, 1846
- [12] M. Reed and B. Simon, 1980 *Methods of Modern Mathematical Physics, Vol. II* (Academic Press, New York)
- [13] P. Šeba, 1986 *Czech. J. Phys.* **36** 667
- [14] S. Albeverio, F. Gesztesy, R. Høegh-Krohn, and H. Holden, 1988 *Solvable Models in Quantum Mechanics* (Springer, New York)
- [15] T. Cheon, T. Fülöp, and I. Tsutsui, 2001 *Ann. Phys.* **294**, 1
- [16] T. Cheon, P. Exner, and O. Turek 2009 *J. Phys. Soc. Jpn.* **78**, 124004
- [17] C. Texier and G. Montambaux, 2001 *J. Phys. A: Math. Gen.* **34**, 10307
- [18] S. Ami and C. Joachim, 2002 *Phys. Rev. B* **65**, 155419
- [19] S. Ohya, 2012 *Ann. Phys.* **327**, 1668
- [20] O. Turek and T. Cheon, 2012 *Europhys. Lett.* **98**, 50005
- [21] Y. Fujimoto, K. Konno, T. Nagasawa, and R. Takahashi, 2020 *J. Phys. A: Math. Theor.* **53**, 155302
- [22] S. Xu, W.-J. Gong, H. Z. Shen, and X. X. Yi, *New J. Phys.* **23**, 073027
- [23] L. D. Landau and E. M. Lifshitz, 1965 *Quantum Mechanics Non-relativistic Theory Second (revised) edition* (Pergamon Press, Oxford)
- [24] B. A. Z. Antonio, A. A. Lopes, and R. G. Dias, 2013 *Eur. J. Phys.* **34**, 831