

Visibility Polygons and Visibility Graphs among Dynamic Polygonal Obstacles in the Plane

Sanjana Agrawal¹ and R. Inkulu¹ *

Department of Computer Science & Engineering
IIT Guwahati, India
{sanjana18,rinkulu}@iitg.ac.in

Abstract. We devise an algorithm for maintaining the visibility polygon of any query point in a dynamic polygonal domain, i.e., as the polygonal domain is modified with vertex insertions and deletions to its obstacles, we update the data structures that store the visibility polygon of the query point. After preprocessing the initial input polygonal domain to build a few data structures, our algorithm takes $O(k(\lg |VP_{\mathcal{P}'}(q)|) + (\lg n')^2 + h)$ (resp. $O(k(\lg n')^2 + (\lg |VP_{\mathcal{P}'}(q)|) + h)$) worst-case time to update data structures that store visibility polygon $VP_{\mathcal{P}'}(q)$ of a query point q when any vertex v is inserted to (resp. deleted from) any obstacle of the current polygonal domain \mathcal{P}' . Here, n' is the number of vertices in \mathcal{P}' , h is the number of obstacles in \mathcal{P}' , $VP_{\mathcal{P}'}(q)$ is the visibility polygon of q in \mathcal{P}' ($|VP_{\mathcal{P}'}(q)|$ is the number of vertices of $VP_{\mathcal{P}'}(q)$), and k is the number of combinatorial changes in $VP_{\mathcal{P}'}(q)$ due to the insertion (resp. deletion) of v .

As an application of the above algorithm, we also devise an algorithm for maintaining the visibility graph of a dynamic polygonal domain, i.e., as the polygonal domain is modified with vertex insertions and deletions to its obstacles, we update data structures that store the visibility graph of the polygonal domain. After preprocessing the initial input polygonal domain, our dynamic algorithm takes $O(k(\lg n')^2 + h)$ (resp. $O(k(\lg n')^2 + h)$) worst-case time to update data structures that store the visibility graph when any vertex v is inserted to (resp. deleted from) any obstacle of the current polygonal domain \mathcal{P}' . Here, n' is the number of vertices in \mathcal{P}' , h is the number of obstacles in \mathcal{P}' , and k is the number of combinatorial changes in the visibility graph of \mathcal{P}' due to the insertion (resp. deletion) of v .

1 Introduction

The polygonal domain comprises a set of pairwise-disjoint simple polygons (obstacles) in the plane. We assume the obstacles in the polygonal domain are placed in a large bounding box. For any polygonal domain \mathcal{P} , the *free space* $\mathcal{F}(\mathcal{P})$ is the closure of bounding box without the union of the interior of all the obstacles in \mathcal{P} . Any two points $p, q \in \mathcal{F}(\mathcal{P})$ are *visible* to each other if the open line segment joining p and q lies entirely in $\mathcal{F}(\mathcal{P})$. A vertex v of the polygonal domain is said to be a *visible vertex* to a point q whenever v is visible to q . For a point $q \in \mathcal{F}(\mathcal{P})$, the *visibility polygon* of q , denoted by $VP_{\mathcal{P}}(q)$, is the maximal set S of points in $\mathcal{F}(\mathcal{P})$, such that each point in S is visible to q . (When \mathcal{P} is clear from the context, the visibility polygon of q is denoted by $VP(q)$.) The *visibility polygon query* problem seeks to preprocess the given polygonal domain \mathcal{P} so that to efficiently compute $VP_{\mathcal{P}}(q)$ for any query point q located in $\mathcal{F}(\mathcal{P})$. Computing visibility polygons is a fundamental problem in computational geometry, and it is studied extensively. The *(vertex-vertex) visibility graph* of a polygonal domain \mathcal{P} , denoted by $VG_{\mathcal{P}}$, is the undirected graph with its vertex set comprising all the vertices of \mathcal{P} . The edge set of $VG_{\mathcal{P}}$ comprises of every line segment with its endpoints v', v'' being the vertices of \mathcal{P} such that v' and v'' are visible to each other among the obstacles of \mathcal{P}' . The visibility graphs have many applications, ex., in computing geodesic shortest paths, minimum link paths, and in computing the weak visibility polygons. In the following, we denote the number of vertices

* A preliminary version [1] appeared in Proceedings of the 26th International Computing and Combinatorics Conference (COCOON), 2020.

of the simple polygon or the polygonal domain by n , the number of obstacles in the polygonal domain by h , and the set comprising the edges of the visibility graph by E .

The problem of computing the visibility polygon of a point in a simple polygon was first attempted by Davis and Benedikt in [15], and they presented an $O(n^2)$ time algorithm. Later, both ElGindy and Avis [16], and Lee [32], presented $O(n)$ time algorithms for the same problem. Joe and Simpson [26] corrected a flaw in [16, 32], and devised an $O(n)$ time algorithm that correctly handles winding in the simple polygon. For a simple polygon with holes, both Suri and O' Rourke [40], and Asano [4] presented $O(n \lg n)$ time algorithms, and Heffernan and Mitchell [21] gave a $O(n + h \lg h)$ time algorithm. The visibility polygon computation among convex sets was considered by Ghosh in [17].

For both the simple polygon as well as the polygonal domain, the previous works considered the visibility polygon query problem. Bose et al. [7] gave an algorithm to preprocess the given simple polygon in $O(n^3 \lg n)$ time, build data structures of size $O(n^3)$, and answer any visibility polygon query in $O(\lg n + |VP(q)|)$ time. Later, Aronov et al. [3] devised an algorithm for the same problem with preprocessing time $O(n^2 \lg n)$, space $O(n^2)$, and query time $O(\lg^2 n + |VP(q)|)$. Zarei and Ghodsi [42] presented an algorithm that preprocesses the given polygonal domain in $O(n^3 \lg n)$ time to build data structures of size $O(n^3)$, and answers each visibility polygon query in $O((1 + h') \lg n + |VP(q)|)$ time, where $h' = \min(h, |VP(q)|)$. The algorithm by Inkulu and Kapoor [23] preprocesses the input polygonal domain in $O(n^2 \lg n)$ time, builds data structures of size $O(n^2)$, and answers visibility polygon query in $O(\min(h, |VP(q)|)(\lg n)^2 + h + |VP(q)|)$ time. This paper also presented another algorithm with preprocessing time $O(T + |VG| + n \lg n)$, space $O(\min(|VG|, hn) + n)$, and query time $O(|VP(q)| \lg n + h)$. Here, $|VG|$ denotes the number of edges in the visibility graph, and T is the time to triangulate the free space of the given polygonal domain. Baygi and Ghodsi [6] constructed a data structure of size $O(n^2)$ in $O(n^2 \lg n)$ time, and their algorithm answers any visibility polygon query in $O(|VP(q)| + \lg n)$ time. Lu et al. [33] presented an algorithm to compute a data structure of size $O(n^2)$ in $O(n^2 \lg n)$ time, which helps in answering any visibility polygon query in $O(|VP(q)| + (\lg n)^2 + h \lg(n/h))$ time. Chen and Wang [12] gave an algorithm that preprocesses the polygonal domain in $O(n + h^2 \lg h)$ time to construct data structures of size $O(n + h^2)$, so that to answer any visibility polygon query in $O(|VP(q)| \lg n)$ time. Pocchiola and Vegter [37] considered the query version of visibility polygon computation in the polygonal domain comprising convex obstacles. Their algorithm computes the visibility polygon of any query point in $O(|VP(q)| \lg n)$ time after preprocessing the convex polygonal domain in $O(n \lg n)$ time and building data structures of size $O(n)$.

To compute the visibility graph of a simple polygon, Lee [31] and Sharir and Schorr [39] gave algorithms that take $O(n^2 \lg n)$ time. For this problem, algorithms given by Asano et al. [4] and Welzl [41] take $O(n^2)$ worst-case time, which are worst-case optimal since the number of edges $|E|$ in the visibility graph is $\Theta(n^2)$ in the worst-case. For triangulated simple polygons, Hershberger [22] gave an $O(n + |E|)$ time algorithm. Since any simple polygon can be triangulated in linear time due to an algorithm by Chazelle [8], the algorithm in [22] essentially takes $O(n + |E|)$ time, which is optimal for this problem.

There are a number of algorithms to compute the visibility graph of a polygonal domain efficiently. Overmars and Welzl [36] gave an output-sensitive algorithm that takes $O(|E| \lg n)$ time and $O(n + |E|)$ space. Ghosh and Mount [19] presented an algorithm with $O(n \lg n + |E|)$ worst-case time with $O(|E| + n)$ space. Keeping the same time complexity as the algorithm in [19], Pocchiola and Vegter [37] improved the space complexity to $O(n)$. Kapoor and Maheshwari [28, 29] proposed an algorithm with time complexity $O(T + |E| + h \lg n)$ and $O(|E|)$ space. Here, T is the time for triangulating the free space of the polygonal domain, which is $O(n + h(\lg h)^{1+\delta})$ due to Bar-Yehuda and Chazelle [5] for a small positive constant δ . Later,

closely following [19], Chen and Wang [11] devised an algorithm with the same time complexity as the algorithm in [28, 29]. The texts by Ghosh [18] and O’ Rourke [34] detail a number of algorithms for computing visibility polygons and visibility graphs in the plane.

In the context of visibility polygons (resp. visibility graphs), having algorithms to maintain the visibility polygon (resp. visibility graph) among dynamic polygonal obstacles helps in updating the visibility polygon (resp. visibility graph) efficiently (that is, with respect to updation time) as compared to computing the entire visibility polygon (resp. visibility graph) from scratch using traditional algorithms. In doing this, the algorithm specifically exploits the recent changes that occurred to the polygonal domain; based on these changes, the update is performed. Both Inkulu and Nitish [24] and Inkulu et al. [25] devised algorithms for maintaining the visibility polygon of a query point in a dynamic simple polygon. After preprocessing the initial simple polygon with n vertices in $O(n)$ time, the algorithm given in [25] updates data structures that store the visibility polygon of a query point in $O((k+1)(\lg n')^2)$ time when any vertex v is inserted to (resp. deleted from) the simple polygon. Here, k is the number of combinatorial changes in the visibility polygon of q due to the insertion (resp. deletion) of v and n' is the number of vertices in the current simple polygon. An algorithm for maintaining the weak visibility polygon in a dynamic simple polygon is given in [25]. Choudhury and Inkulu [13] devised an algorithm for maintaining the visibility graph of a dynamic simple polygon. The algorithm in [13] preprocesses the initial simple polygon in $O(n + |E| \lg |E|)$ time to build data structures of size $O(n + |E|)$, and updates the visibility graph of the current simple polygon \mathcal{P}' in $O((k+1)(\lg n')^2)$ time when a vertex v is inserted to (resp. deleted from) \mathcal{P}' . Here, k is the number of combinatorial changes in the visibility graph of \mathcal{P}' due to the insertion (resp. deletion) of v to \mathcal{P}' . The visibility in the context of a moving observer was studied in [9, 2].

1.1 Our results

In this paper, two algorithms are proposed. After preprocessing to build a few data structures, the first algorithm updates data structures that store the visibility polygon of any query point q , and the second algorithm updates the data structures that store the visibility graph of the current polygonal domain, both among a set of dynamic polygonal obstacles. These algorithms update relevant data structures whenever any vertex is inserted to any of the obstacles in the current polygonal domain or whenever any vertex is deleted from any of the obstacles.

- Let $VP_{\mathcal{P}'}(q)$ be the visibility polygon of a query point q located in the free space of the current polygonal domain \mathcal{P}' . Also, let n' be the number of vertices of \mathcal{P}' . When any vertex v is inserted to (resp. deleted from) any of the obstacles of \mathcal{P}' , our algorithm takes $O(k(\lg |VP_{\mathcal{P}'}(q)|) + (\lg n')^2 + h)$ (resp. $O(k(\lg n')^2 + (\lg |VP_{\mathcal{P}'}(q)|) + h)$) time to update data structures that store $VP_{\mathcal{P}'}(q)$. Here, k is the number of combinatorial changes in $VP_{\mathcal{P}'}(q)$ due to the insertion (resp. deletion) of v . (The combinatorial changes to $VP_{\mathcal{P}'}(q)$ include vertices inserted, vertices deleted, edges inserted, and edges deleted from $VP_{\mathcal{P}'}(q)$.) Given any query point q located in the free space of the current polygonal domain \mathcal{P}' , our output-sensitive visibility polygon query algorithm computes $VP_{\mathcal{P}'}(q)$ in $O(|VP_{\mathcal{P}'}(q)|(\lg n')^2 + h)$ time. The data structures constructed as part of answering the visibility polygon query algorithm facilitate efficient updations as the polygonal domain changes. We preprocess the initial input polygonal domain \mathcal{P} in $O(n(\lg n)^2 + h(\lg h)^{1+\epsilon})$ time, and construct data structures of size $O(n)$. Here, n is the number of vertices of \mathcal{P} , h is the number of polygonal obstacles in \mathcal{P} , and $\epsilon > 0$ is a small positive constant (resulting from triangulating the free space of \mathcal{P} using the algorithm in [5]).

- Let $VG_{\mathcal{P}'}$ be the visibility graph of the current polygonal domain \mathcal{P}' . Also, let n' be the number of vertices in \mathcal{P}' . When any vertex v is inserted to (resp. deleted from) any of the obstacles of \mathcal{P}' , our algorithm takes $O(k(\lg n')^2 + h)$ (resp. $O(k((\lg n')^2 + h))$) time to update the visibility graph of \mathcal{P}' . Here, k is the number of combinatorial changes in $VG_{\mathcal{P}'}$ due to the insertion of v . (The combinatorial changes in $VG_{\mathcal{P}'}$ include vertices inserted, vertices deleted, edges inserted, and edges deleted from $VG_{\mathcal{P}'}$.) We preprocess the initial input polygonal domain \mathcal{P} in $O(n(\lg n)^2 + h(\lg h)^{1+\epsilon} + |E| \lg |E|)$ time, and construct data structures of size $O(n + |E|)$. Here, n is the number of vertices of \mathcal{P} , h is the number of polygonal obstacles in \mathcal{P} , E is the set of edges in the visibility graph of \mathcal{P} , and $\epsilon > 0$ is a small positive constant (resulting from triangulating the free space of \mathcal{P} using the algorithm in [5]).

For convenience, we assume all through the algorithm, the number of polygonal obstacles does not change, and the obstacles are pairwise disjoint. To our knowledge, these are the first algorithms for maintaining the visibility polygon of any given point and the visibility graph of the polygonal domain among the dynamic polygonal obstacles. These algorithms obviate computing the visibility polygon of a given point or the visibility graph from scratch whenever the polygonal domain is modified with a vertex insertion or vertex deletion.

Next, we give an overview of our approach. For any given query point q , we compute two binary trees (called visibility trees) to store the visibility polygon of q . These visibility tree data structures in our algorithm are a modification to visibility trees defined in [29]. From these trees, we compute the visibility polygon $VP_{\mathcal{P}'}(q)$ of q in the current polygonal domain \mathcal{P}' . Whenever a new vertex v is inserted to an obstacle of the current polygonal domain \mathcal{P}' , first, we perform a ray-shooting query to determine whether v is visible to q . If it is not visible, then our algorithm does nothing further. Otherwise, we traverse the visibility trees in depth-first order to determine all the vertices that are not visible to q due to the insertion of v . We update the $VP_{\mathcal{P}'}(q)$ by removing these vertices from $VP_{\mathcal{P}'}(q)$. As part of this, we also update both the visibility trees. Similarly, in the case of deletion of a vertex v , by performing a ray-shooting query, it is determined whether deleted vertex v is visible to q . If the deleted vertex v was visible to query point q , then the deletion of v may cause the addition of some new vertices to $VP_{\mathcal{P}'}(q)$. These new vertices are determined using our output-sensitive visibility polygon query algorithm with q as the query point. Updating $VP_{\mathcal{P}'}(q)$ involves merging a set of polygons due to these vertices into data structures that store $VP_{\mathcal{P}'}(q)$. Our visibility polygon query algorithm enhances data structures designed in [23], so that they work efficiently among dynamic polygonal obstacles. As in [23], our visibility polygon query algorithm computes visibility trees of a query point q by determining sequences' of triangles bounding rays of visibility cones initiated at q intersect. When any ray in a visibility cone is found to strike a point on the boundary of any obstacle O , we compute tangents from q to O . To compute these tangents and, in turn, for updating visibility cones, our algorithm dynamically maintains hull trees of obstacle boundaries using the algorithm by Overmars and van Leeuwen [38]. In updating the visibility graph, we use an important characterization to determine edges of the visibility graph $VG_{\mathcal{P}'}$ of the polygonal domain \mathcal{P}' that need to be deleted from (resp. included into) $VG_{\mathcal{P}'}$ due to the insertion (resp. deletion) of a vertex from \mathcal{P}' .

1.2 Terminology

We denote the initial input polygonal domain by \mathcal{P} , the number of vertices of \mathcal{P} by n , and the number of polygonal obstacles in \mathcal{P} by h . We use \mathcal{P}' to denote a polygonal domain just before inserting (resp. deleting) a vertex, and \mathcal{P}'' to denote a polygonal domain just after inserting (resp. deleting) a vertex. We call \mathcal{P}' as the *current polygonal domain*, and we call \mathcal{P}'' as the

updated polygonal domain. The number of vertices of \mathcal{P}' is denoted by n' . The number of pairwise disjoint polygonal obstacles in any polygonal domain is denoted by h . Recall the definitions of free space of a polygonal domain, visibility polygon of a point in a polygonal domain, and the visibility graph of a polygonal domain from Section 1. It is assumed that every new vertex is added between two successive vertices of an obstacle. Whenever a new vertex v is inserted between two adjacent vertices v_i and v_{i+1} in polygonal domain \mathcal{P}' , it is assumed that two new edges are added to \mathcal{P}' : one between vertices v and v_i , and the other between vertices v and v_{i+1} . Similarly, in the case of deletion of a vertex v , it is assumed that after deleting v from \mathcal{P}' which is adjacent to vertices v_i and v_{i+1} in \mathcal{P}' , a new edge is inserted between vertices v_i and v_{i+1} . After adding (resp. deleting) any vertex to (resp. from) any obstacle O in the current polygonal domain, our algorithm assumes O continues to be a simple polygon. Further, the newly inserted vertex in \mathcal{P}'' is assumed to be contained in the bounding box containing the obstacles of \mathcal{P} . The visibility polygon of q in any polygonal domain \mathcal{Q} is denoted by $VP_{\mathcal{Q}}(q)$. The visibility graph in any polygonal domain \mathcal{Q} is denoted by $VG_{\mathcal{Q}}$. For any simple polygon P , the boundary of P is denoted by $bd(P)$. Unless specified otherwise, the boundary of any simple polygon is assumed to be traversed in counter-clockwise order. It is assumed that all the angles are measured in the counter-clockwise direction from the positive horizontal axis (x -axis). A *constructed edge* [18] is an edge $u_i u_{i+1}$ on the boundary of $VP_{\mathcal{P}'}(q)$ such that either (i) no point of $u_i u_{i+1}$, except the points u_i and u_{i+1} , belongs to the boundary of \mathcal{P}' , and at least one of u_i, u_{i+1} is a vertex of \mathcal{P}' , or (ii) every point on the edge $u_i u_{i+1}$ is lying on the boundary of \mathcal{P}' , and neither u_i and u_{i+1} is a vertex of \mathcal{P}' . For every constructed edge $u_i u_{i+1}$, among u_i and u_{i+1} , the farthest one from q is termed a *constructed vertex* of $VP(q)$.

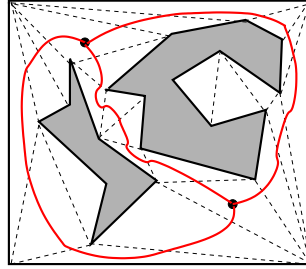


Fig. 1. Illustrating a triangulation of the free space among two obstacles and the corridors (indicated by red solid curves). There are two junction triangles marked by a large dot inside each of them, connected by three solid (red) curves. Removing the two junction triangles results in three corridors. (This illustration is from [10].)

Next we describe a few structures from [27, 28, 30] which result from decomposing the free space $\mathcal{F}(\mathcal{P})$ of a polygonal domain \mathcal{P} . Consider a triangulation $\mathcal{T}_{\mathcal{P}}$ of $\mathcal{F}(\mathcal{P})$. Let G_d be the dual graph of $\mathcal{T}_{\mathcal{P}}$. First, we prune G_d by iteratively removing all the vertices of degree one. Let G'_d be the pruned dual graph of $\mathcal{T}_{\mathcal{P}}$. For every node belonging to G'_d , its degree is either two or three. Every triangle in $\mathcal{T}_{\mathcal{P}}$ that corresponds to a vertex of degree three in G'_d is known as a *junction*. Removing the junctions leads to connected simple polygonal regions in \mathcal{P} . Every such region is known as a *corridor*. (Refer to Fig. 1.) Any corridor C has at most two poly-lines, each is known as a *corridor side*, and two edges, each is known as a (*corridor*) *bounding edge* of C . For any corridor C , and for any bounding edge $v'v''$ of C , if the angle made by ray qv' is less than or equal to (resp. greater than) the angle made by ray qv'' at q , then the corridor side of C that has v' is known as the *left side* (resp. *right side*) of C (with respect to q).

Let r' and r'' be two rays with origin at p . Let uv_1 and uv_2 be the unit vectors along the rays r' and r'' , respectively. A cone $C_p(r', r'')$ is the set of points defined by rays r' and r'' such that a point $p' \in C_p(r', r'')$ if and only if p' can be expressed as a convex combination of the vectors uv_1 and uv_2 with positive coefficients. When the rays are evident from the context, we denote the cone with C_p . A cone C_p is called a *visibility cone* whenever C_p contains at least one point in $\mathcal{F}(\mathcal{P})$ that is visible to p . For any cone $C_p(r_i, r_j)$, among rays r_i and r_j , the ray that makes lesser angle with the positive x -axis at p is the *left ray* of C_p and the other ray is the *right ray* of C_p . For any cone, throughout the paper, we assume the counter-clockwise angle between the left ray of C_p and the right ray of C_p is less than π . Any edge in the visibility graph of the polygonal domain is called a *visible edge*. We use *vertex* to denote any endpoint of any edge of the polygonal domain, and we use *node* to denote any tree node in data structures that we construct.

The preprocessing algorithm and the data structures for maintaining the visibility polygon are detailed in Section 2. Section 3 details the algorithms to maintain the visibility polygon of any query point whenever the current polygonal domain is modified with a vertex insertion or with a vertex deletions. The output-sensitive visibility polygon query algorithm of any given query point is given in Section 4. Section 5 details both the preprocessing algorithm and the algorithms for maintaining the visibility graph. Conclusions are in Section 6.

2 Preprocessing algorithm and data structures

We first preprocess the input polygonal domain \mathcal{P} . Using the algorithms in [27, 28, 30], we partition the free space $\mathcal{F}(\mathcal{P})$ of \mathcal{P} into $O(h)$ corridors and junctions. To efficiently compute tangents to dynamic sides of corridors, for each side S of every corridor, we construct a hull tree corresponding to S with the algorithm in [35, 38]. For locating any vertex that is inserted to (resp. deleted from) any obstacle, and for locating query points, we compute a point location data structure for the corridor structure with the algorithm in [20].

As in the algorithm in [23], for every corridor C , we construct a set P_C of simple polygons corresponding to corridor C . (Refer to Fig. 2.) One of the simple polygons in P_C , denoted with $P_4(C)$, is the corridor C itself. This polygon helps in determining vertices of C that are visible to q when q is located in C . If q is not located in C , the other three simple polygons in P_C , denoted by $P_1(S_1), P_2(S_1), P_3(S_2)$, each corresponding to a side of C , together help in determining vertices of C that are visible to q . In specific, two of these simple polygons $P_1(S_1), P_2(S_1)$ correspond to one side S_1 of C , and $P_3(S_2)$ correspond to the other side S_2 of C . For more details, refer to [23].

Whenever an obstacle in the polygonal domain gets modified with a vertex v insertion or deletion, a side of the corridor on which v resides is updated. Whenever a side S of any corridor C changes, we make the changes to $P_4(C)$ as well as to the simple polygons in P_C that correspond to side S . In the query phase, using the algorithm in [25], we compute visible vertices and constructed vertices (refer to [18]) in these dynamic simple polygons. As part of preprocessing required for the algorithm in [25], for every corridor C , each of the four simple polygons in P_C are further processed in linear time to construct data structures as required by the algorithm in [25]. Analogous to set P_C of simple polygons for \mathcal{P} , our algorithm maintains corresponding set P'_C (resp. P''_C) of simple polygons for the current polygonal domain \mathcal{P}' (resp. the updated polygonal domain \mathcal{P}'').

Lemma 1. *Given a polygonal domain \mathcal{P} defined with h obstacles and n vertices, our preprocessing algorithm computes data structures of size $O(n)$ in $O(n(\lg n)^2 + h(\lg h)^{1+\epsilon})$ time. Here, ϵ is a small positive constant resulting from the triangulation of free space $\mathcal{F}(\mathcal{P})$ using the algorithm in [5].*

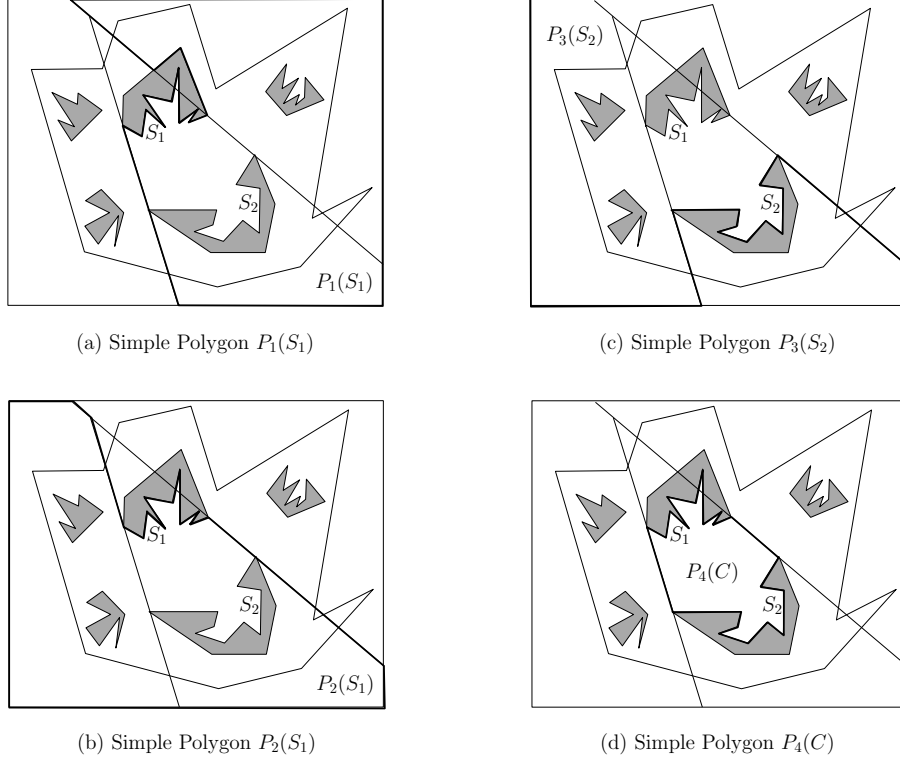


Fig. 2. Illustrating four simple polygons in P_C corresponding to a corridor C . (This illustration is from [23].)

Proof: Triangulating \mathcal{P} using the algorithm in [5] and computing corridors using the algorithms in [27, 28, 30] takes $O(n + h(\lg h)^{1+\epsilon})$ time. Construction of point location data structure requires $O(n)$ time with the algorithm in [20]. Using the algorithm in [38], constructing hull trees for all the corridor sides together takes $O(n(\lg n)^2)$ time. Computing the set P_C of polygons [23] for every corridor C , while considering all the corridors together takes $O(n)$ time. And, preprocessing all such simple polygons corresponding to all the corridors for constructing data structures required for the algorithm in [25] takes $O(n)$ time. The data structures for hull trees and point location data structures are of size $O(n)$. All the simple polygons constructed for all the corridors together take $O(n)$ space. \square

The query algorithm to construct visibility tree data structures $TVIS_{\mathcal{P}'}^B(q)$ and $TVIS_{\mathcal{P}'}^U(q)$ for the input query point q among the polygonal obstacles of \mathcal{P}' is described in Section 4. The visibility polygon of q is determined from the information stored at the nodes of these trees, and our dynamic algorithms update visibility trees as and when the current polygonal domain is modified with vertex insertions and vertex deletions. Our algorithms for updating the visibility polygon of a point $q \in \mathcal{F}(\mathcal{P}')$ are provided with the visibility trees $TVIS_{\mathcal{P}'}^B(q)$ and $TVIS_{\mathcal{P}'}^U(q)$.

The visibility trees were first defined in [29]. We modify visibility tree structures from [29] so that they are helpful in our context. Here we describe the structures from [29] together with our modifications. For every corridor C that has at least one point on the boundary of C that is visible to q , there exists at least one node in these trees that corresponds to C . Any node t in either of these trees corresponds to a corridor C^t . With t , we store a pointer to C^t , a visibility cone vc^t (with its apex at q), and two red-black balanced binary search trees (refer [14]), denoted by RBT_L^t, RBT_R^t . Refer to Fig. 3. The RBT_L^t (resp. RBT_R^t) at node t stores every (constructed) vertex v' of $VP_{\mathcal{P}'}(q)$ that belongs to the left (resp. right) side of corridor C whenever v' lies in vc^t . With each point p in both of these RBTs, we store the angle ray qp makes at q . If a point

p is stored in $TVIS_{\mathcal{P}}^B(q)$ (resp. $TVIS_{\mathcal{P}}^U(q)$) then the line segment qp is guaranteed to intersect B (resp. U). For any point p located on the boundary of an obstacle, and for p visible to q , the sequence of corridors intersected by the line segment qp is said to be the *corridor sequence* of qp . We note that for any two points p', p'' in a corridor C , with both p' and p'' visible to q , the corridor sequence of qp' is not necessarily same as the corridor sequence of qp'' . Hence, in any visibility tree of q , there could be more than one node that corresponds to any corridor. However, any (constructed) vertex of $VP_{\mathcal{P}'}(q)$ (or, any vertex of \mathcal{P}') appears at most once in any of the RBTs stored at the nodes of these visibility trees. For any two nodes t', t'' of any visibility tree, for any point p' stored in either $RBT_L^{t'}$ or $RBT_R^{t'}$, and for any point p'' stored in either $RBT_L^{t''}$ or $RBT_R^{t''}$, the corridor sequence of qp' is not equal to the corridor sequence of qp'' .

For every corridor C' , the list of visibility cones that intersect C' are stored in a red-black tree, named $VC_{C'}$. In specific, the visibility cones in $VC_{C'}$ are stored in sorted order with respect to angle left bounding ray of each cone in $VC_{C'}$ makes at q . In addition, with each visibility cone vc in $VC_{C'}$, we store the pointer to a node in a visibility tree that saved a visible point belonging to $bd(C') \cap vc$. (Refer to Fig. 3.) If no such visible point exists, then the pointer to a node in the visibility tree that represents the corridor nearest to p along qp , where $p \in C' \cap vc$, is stored with vc . Whenever a vertex v is inserted (resp. deleted) to (resp. from) C' , by searching in $VC_{C'}$, we determine the visibility cone in which we need to update the visibility polygon of q .

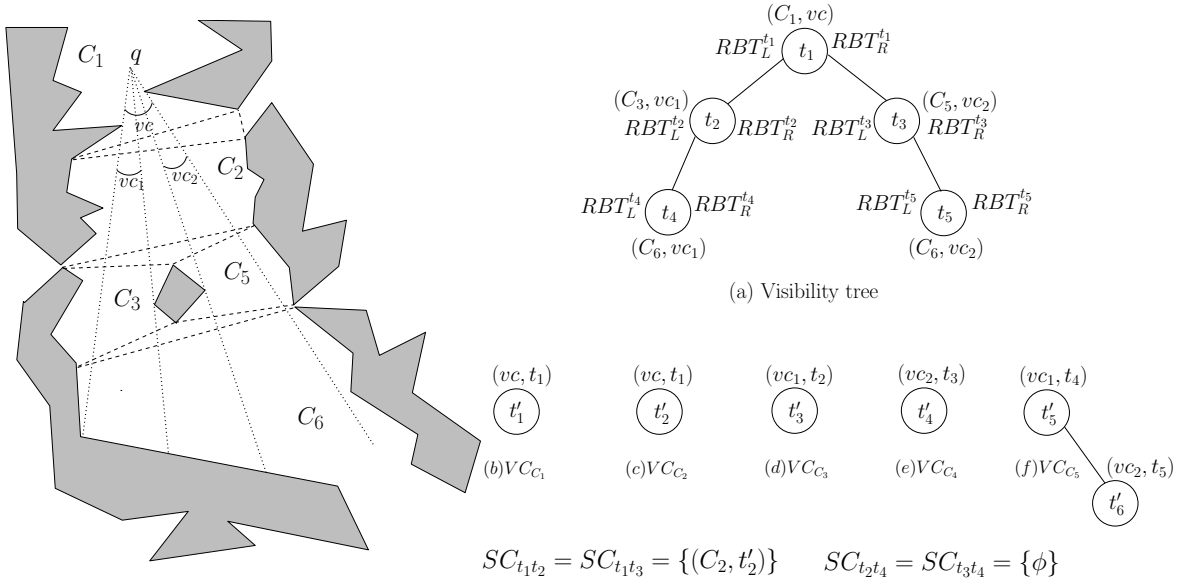


Fig. 3. Illustrating visibility tree (right top), VC_{C_i} (right middle) and $SC_{t_it_j}$ (right bottom) data structures corresponding to a set of corridors (left).

Let t' be any node in either of the visibility trees of q . And, let t'' be any child of t' . Also, let C', C'' be the corridors associated to t', t'' respectively. We note that it is not necessary for corridors C' and C'' to be adjacent in the corridor subdivision of $\mathcal{F}(\mathcal{P}')$. If C' and C'' are not adjacent, then there exists a unique sequence of corridors between C' and C'' , and this sequence of corridors is stored in a list $SC_{t't''}$. The list $SC_{t't''}$ is associated with the edge $t't''$ of the visibility tree. (Refer to Fig. 3.) Note that if C' and C'' are adjacent in the corridor subdivision of $\mathcal{F}(\mathcal{P}')$, then the list $SC_{t't''}$ would be empty. With every corridor $C \in SC_{t't''}$, we

store a pointer to the node in the visibility tree that corresponding to visibility cone $vc^{t'}$. In addition, the pointer stored with $vc^{t'}$ in VC_C points to node t' .

3 Maintaining the visibility polygon of any query point

Let \mathcal{P}' be the polygonal domain just before inserting (resp. deleting) v to (resp. from) the boundary of an obstacle. Also, let v_i and v_{i+1} be the vertices between which v is located. We assume the triangle vv_iv_{i+1} is located in one corridor. In this section, we devise algorithms for updating the data structures that save the visibility polygon of any given query point when \mathcal{P}' is modified with a vertex insertion or a vertex deletion. Mainly, we update the satellite data associated with visibility trees $TVIS_{\mathcal{P}'}^U(q)$ and $TVIS_{\mathcal{P}'}^B(q)$. We first describe parts of the algorithm that are common to both the insertion and deletion algorithms. If v is inserted to an obstacle of \mathcal{P}' , then we insert v at its corresponding position into at most three simple polygons in P_C ; note that one simple polygon in P_C correspond to the side of C to which v is incident. If v is deleted from an obstacle in \mathcal{P}' , then for every simple polygon $P \in P_C$, we delete v from P if $v \in P$. Then, for each simple polygon in P_C that got modified, we update the preprocessed data structures needed for determining visibility in dynamic simple polygons [25]. Using the algorithm in [20] for ray-shooting in dynamic simple polygons, we determine whether v is visible to q among obstacles in \mathcal{P}' . This is accomplished using simple polygons in P_C : if $q \in C$, the ray-shooting query with ray qv is performed in $P_4(C)$; otherwise, if v belongs to a side S_1 (resp. S_2) of a corridor $C' (\neq C)$, we query with ray qv in each simple polygon in $P_{C'}$ that corresponds to side S_1 (resp. S_2). From the correctness of characterizations in [23], it is immediate that we correctly determine whether v is visible to q . If v is found to be not visible to q , then $VP_{\mathcal{P}'}(q)$ does not change. In this case, we only update the preprocessed data structures for hull trees of sides of corridor C , as well as the data structures for dynamic point location. We note that all the updates of preprocessed data structures can be accomplished in $O((\lg n)^2)$ time.

Consider the case when v is visible to q . In this case, the insertion of v (resp. deletion of v) may cause the deletion of (resp. insertion of) some vertices from (resp. to) the current visibility polygon $VP_{\mathcal{P}'}(q)$. For every two vertices $v', v'' \in \{v, v_i, v_{i+1}\}$, we determine the (smaller) angle between rays qv' and qv'' . Among these three possible cones, we find the cone vc_m with the maximum cone angle. The visible vertices belonging to vc_m are the potential candidates to be deleted (resp. inserted) from (resp. to) $VP_{\mathcal{P}'}(q)$ in the insertion (resp. deletion) algorithm. Let B_{C_q} be the lower bounding edge of corridor C_q containing q . Without loss of generality, suppose vc_m intersects B_{C_q} . Noting that $v \in C$, by searching in VC_C , we determine the visibility cone vc in which qv lies. We let t' be the node saved with vc in VC_C , and let C' be the corridor referred by t' . In the following subsections, we describe the specific details of insertion and deletion algorithms.

3.1 Insertion of a vertex

If corridor C' is same as corridor C (to remind, v is in corridor C), then v is inserted to $RBT_L^{t'}$ (resp. $RBT_R^{t'}$) of node t' if v is located on the left (resp. right) side of C' . In the other sub-case, C' is not the same as C . This indicates there is no node present in $TVIS_{\mathcal{P}'}^B(q)$ that corresponds to C and vc , i.e., before the insertion of v , there was no point of $bd(C) \cap vc$ is visible to q . Let t'_l, t'_r be the left and right children of t' respectively. A new node t'' is inserted as a left (resp. right) child of t' , if v is located on the left (resp. right) side of C , and the parent of t'_l (resp. t'_r) is changed to t'' . The visibility cone vc' associated with t'' is same as the visibility cone vc associated with node t' . Without loss of generality, suppose t'' is inserted as the left child of t' .

Let C'' be the corridor associated to node t'_l . The sequence of corridors $SC_{t't'_l}$ associated to edge $t't'_l$ is splitted into two sequences: the corridor sequence between C' to C along visibility cone vc is associated to edge $t't''$, and the corridor sequence between C and C'' along the visibility cone vc is saved with edge $t''t'_l$. In addition, for each corridor C''' in $SC_{t''t'_l}$, the pointer stored with visibility cone vc in $VC_{C'''}$ is modified so that it points to node t'' .

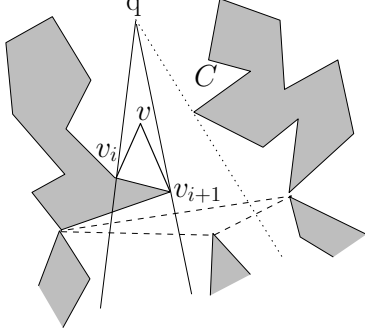


Fig. 4. Illustrating the case in which the rays bounding vc_m are qv_i and qv_{i+1} .

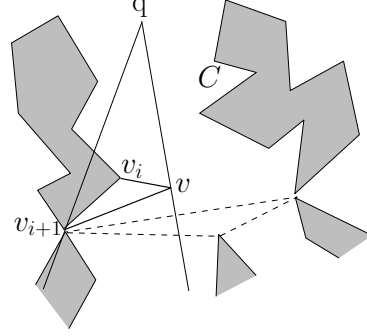


Fig. 5. Illustrating the case in which rays qv_{i+1} and qv bound vc_m .

Suppose the rays bounding vc_m are qv_i and qv_{i+1} . (Refer to Fig. 4.) Then, every vertex of $VP_{\mathcal{P}'}(q)$ continues to be visible to q . Hence, there is no vertex to be deleted from $VP_{\mathcal{P}'}(q)$. However, since v is visible to q , we need to insert v into a RBT of $TVIS_{\mathcal{P}'}^B(q)$. When v is located on the left (resp. right) side of C , if C' is same as C , then v is inserted to $RBT_L^{t'}$ (resp. $RBT_R^{t'}$); otherwise, if C' is not same as C , then vertex v is inserted to $RBT_L^{t''}$ (resp. $RBT_R^{t''}$).

Observation 1 Let \mathcal{P}' be the current polygonal domain. Let $VP_{\mathcal{P}'}(q)$ be the visibility polygon of a point $q \in \mathcal{P}'$. Whenever a new vertex v is inserted to an obstacle of \mathcal{P}' , the set of vertices of $VP_{\mathcal{P}'}(q)$ that get hidden due to the insertion of v are contiguous along the boundary of $VP_{\mathcal{P}'}(q)$. In specific, vertices stored in any red-black tree of any visibility tree hidden due to the insertion of v are contiguous at the leaves.

Proof: Let $S = \{v_1, v_2, \dots, v_j\}$ be the ordered set of vertices stored at a leaf of a red-black tree in $TVIS_{\mathcal{P}'}^B(q)$ (resp. $TVIS_{\mathcal{P}'}^U(q)$). The observation is immediate as the vertices in S that fall in vc_m is a subsequence of S . \square

Suppose the rays bounding vc_m are qv_{i+1} and qv . (Refer to Fig. 5.) In this case, due to the insertion of v , some vertices of $VP_{\mathcal{P}'}(q)$ may become not visible to q . To determine these vertices, we do the depth-first traversal of $TVIS_{\mathcal{P}'}^B(q)$, starting from t' if C' is same as C ; otherwise, we do the depth-first traversal of $TVIS_{\mathcal{P}'}^B(q)$, starting from node t'' . Let α_1 and α_2 be the angles made by rays qv_{i+1} and qv , respectively at q . Also, let $\alpha_1 < \alpha_2$. For every red-black tree T at every node t encountered in this traversal, we search in T to find the contiguous list of vertices such that each vertex in that list lies in the cone vc_m . By Observation 1, all the vertices belonging to this list are the ones that needed to be removed from T . Hence, we remove each vertex v' in this list from T , as v' is no more visible to q . Let C^t be the corridor referred by node t . During traversal, if visibility cone vc^t associated with node t is found to be lying completely inside vc_m , we delete the node corresponding to visibility cone vc^t in VC_{C^t} .

The handling of the last case in which the vc_m is bounded by rays qv_i and qv is analogous to the case in which vc_m is bounded by rays qv_{i+1} and qv .

Lemma 2. *Let \mathcal{P}'' be the polygonal domain resultant from inserting a vertex v to an obstacle of a polygonal domain \mathcal{P}' . Also, let $VP_{\mathcal{P}''}(q)$ be the visibility polygon of q among obstacles in \mathcal{P}'' determined by the algorithm. Then, any point $p \in VP_{\mathcal{P}''}(q)$ if and only if p is visible to q among obstacles in \mathcal{P}'' .*

Proof: Let a vertex v be inserted on a side of corridor $C \in \mathcal{P}'$. If v is visible to q , we search in VC_C to find the visibility cone vc in which v is lying. A new node is inserted in the current visibility tree of q only if there is no node in that visibility tree that corresponds to corridor C and visibility cone vc . This ensures that inside a visibility cone, whenever a corridor has at least one visible point on its side, there exists a node corresponding to it in one of the visibility trees. The red-black trees stored at any node of visibility trees that corresponds to C and vc stores all the vertices in \mathcal{P}' and the constructed vertices that belong to $C \cap vc$. Among the vertices stored in these red-black trees, vertices that are residing inside the cone vc_m become not visible to q after the insertion of v . After inserting v into the current visibility tree, we traverse the updated visibility tree and determine these vertices. At every red-black tree T encountered during the traversal, we search for the contiguous section of vertices (Observation 1) residing in vc_m and remove it from the current visibility polygon. It ensures that any vertex belonging to $VP_{\mathcal{P}'}(q)$ is removed from the current visibility tree only if it has become invisible due to the insertion of v . \square

Lemma 3. *Whenever a vertex v is inserted to \mathcal{P}' , our algorithm updates the current visibility polygon $VP_{\mathcal{P}'}(q)$ of q in $O(k(\lg |VP_{\mathcal{P}'}(q)|) + (\lg n')^2 + h)$ time. Here, k is the number of combinatorial changes in $VP_{\mathcal{P}'}(q)$ due to the insertion of v , n' is the number of vertices of \mathcal{P}' , and h is the number of obstacles in \mathcal{P}' .*

Proof: Locating the corridor C in which v is inserted takes $O((\lg n')^2)$ time. Determining whether v is visible to q with a ray-shooting query in each of the simple polygons in P_C takes $O((\lg n)^2)$ time. By searching in VC_C , we determine the visibility cone in which v is lying. Every node in VC_C points to a node in either $TVIS_{\mathcal{P}'}^B(q)$ or $TVIS_{\mathcal{P}'}^U(q)$. Since the total number of nodes in either of these trees is $O(h)$, searching VC_C takes $O(\lg h)$ time. Updating pointers when a new node is inserted into a visibility tree of q takes $O(h)$ time. Traversing red-black trees at the nodes of visibility trees and removing the vertices not visible to q takes overall $O(k \lg |VP_{\mathcal{P}'}(q)|)$ time. Updating data structures constructed in the preprocessing phase takes $O((\lg n')^2)$ time. \square

3.2 Deletion of a vertex

Suppose the rays bounding vc_m are qv_i and qv_{i+1} . (Refer to Fig. 6.) The deletion of v does not change the visibility of any vertex belonging to \mathcal{P}' . Hence, there is no vertex needs to be included in $VP_{\mathcal{P}'}(q)$. However, since v is not going to be visible to q , we need to delete v from node t' of $TVIS_{\mathcal{P}'}^B(q)$. The vertex v will be deleted from $RBT_L^{t'}$ (resp. $RBT_R^{t'}$) if it is located on the left (resp. right) side of C . We determine whether vertices v_i and v_{i+1} are visible to q . If any of them is not visible to q , then using the algorithm in [25] for dynamic simple polygons and with cone vc_m as input, we determine the endpoints of constructed edges (refer to [18]) residing in vc_m which are incident to edge $v_i v_{i+1}$. In addition, we insert these endpoints into $RBT_L^{t'}$ (resp. $RBT_R^{t'}$) if they are located on the left (resp. right) side of C .

Suppose the rays bounding vc_m are qv_{i+1} and qv . (Refer to Fig. 7.) In this case, due to the deletion of v , some new vertices of \mathcal{P}' may become visible to q . As in the above case, v is deleted from $RBT_L^{t'}$ (resp. $RBT_R^{t'}$) if it is located on the left (resp. right) side of C . Now, to determine

with cone vc_m , we determine the endpoints of constructed edges (if any) that incident to edge $v_i v_{i+1}$. These endpoints are inserted into a visibility tree. In the other cases, after deleting the vertex v from a visibility tree, the vertices which have become visible due to the deletion of v are the ones that are lying in the visibility cone $vc \cap vc_m$. Invoking the query algorithm described in Section 4 with cone $vc \cap vc_m$ ensures that a new vertex is added to the current visibility tree only if it became visible after deleting v . By the correctness of query algorithm (Lemma 7), it is guaranteed that every vertex of \mathcal{P}' or any point on an edge of \mathcal{P}' , which is visible to q and lying in the cone $vc \cap vc_m$, is determined by the query algorithm correctly. While merging the new visibility tree T' with the current visibility tree T_v , any node belonging to T' is inserted to T_v only if it is not present in T_v . The insertion guarantees that there are no duplicate nodes present in the updated visibility trees. \square

Lemma 5. *Whenever a vertex v is deleted from \mathcal{P}' , our algorithm updates the current visibility polygon $VP_{\mathcal{P}'}(q)$ of q in $O(k(\lg n')^2 + (\lg |VP_{\mathcal{P}'}(q)|) + h)$ time. Here, k is the number of combinatorial changes in $VP_{\mathcal{P}'}(q)$ due to the deletion of v , n' is the number of vertices of \mathcal{P}' , and h is the number of obstacles in \mathcal{P}' .*

Proof: Locating the corridor C in which v is inserted takes $O((\lg n')^2)$ time. Determining whether v is visible to q with a ray-shooting query in simple polygons in P_C takes $O((\lg n')^2)$ time. By searching in VC_C , we determine the visibility cone in which v is lying. Every node in VC_C points to a node in either $TVIS_{\mathcal{P}'}^B(q)$ or $TVIS_{\mathcal{P}'}^U(q)$. Since the total number of nodes in either of these trees is $O(h)$, searching VC_C takes $O(\lg h)$ time. Determining vertices visible due to the deletion of v using the query algorithm of Section 4 takes $O(k(\lg n')^2 + h)$. A breadth-first traversal of the tree returned by the query algorithm, as well as the breadth-first traversal of a visibility tree together, takes $O(h + k)$ time. In addition, the red-black trees stored at the nodes of these trees can be updated in $O(k \lg |VP_{\mathcal{P}'}(q)|)$ time. Searching in VC data structures and updating the visibility cone at the nodes in T' takes $O(k \lg h)$ time. Updating data structures constructed in the preprocessing phase takes $O((\lg n')^2)$ time. \square

4 Determining the visibility polygon of a query point

In this section, we describe an output-sensitive algorithm to determine the visibility polygon of a query point in a dynamic polygonal domain. We modify the algorithm for answering visibility polygon queries in [23], so that the algorithm accommodates dynamic polygonal obstacles.

In the query phase, for any query point $q \in \mathcal{F}(\mathcal{P}')$, we compute $VP_{\mathcal{P}'}(q)$. First, we determine all the sides of corridors, each of which has at least one point visible to q . Recall the visibility tree data structure from Section 2. We store the vertices of the visibility polygon in two visibility trees, denoted by $TVIS_{\mathcal{P}'}^B(q)$ and $TVIS_{\mathcal{P}'}^U(q)$. For convenience, in the query algorithm, at every node in both of these visibility trees, we save an additional cone, named *auxiliary visibility cone*. The auxiliary visibility cone vc_{aux}^t defined at a node t indicates that there is an obstacle $O \in \mathcal{P}'$ such that (i) $p \in bd(O) \cap vc_{aux}^t$, and (ii) p is visible to q . (The specific use of auxiliary visibility cones is described in the subsections below.) As in [23], for each such side S , the query algorithm computes all the vertices of S visible to q . To construct these trees, we use a stack. This stack contains objects which are yet to be processed by the algorithm. Each object obj in stack is represented by a tuple $[lr_{vc}, rr_{vc}, ptr_l, ptr_r, ptr_t]$. Here, lr_{vc} (resp. rr_{vc}) is the left (resp. right) bounding ray of the visibility cone vc ; ptr_l (resp. ptr_r) is a pointer to the first unexplored corridor in the corridor sequence of line segment qp' (resp. qp''), where p' (resp. p'') is the point

at which lr_{vc} (resp. rr_{vc}) strikes an obstacle $O \in \mathcal{P}'$ or the bounding box; and, ptr_t is a pointer to the node in a visibility tree that was created at the time of initialization of obj .

First, using the point location data structure, we determine the corridor C_q containing q . Let B_{C_q} (resp. U_{C_q}) be the lower (resp. upper) bounding edge of C_q . Using hull trees, we find the points of tangency on both sides of C_q . Note that there can be at most two points of tangency on each side. For any point of tangency p that is lying on the left side (resp. right side) of C_q , if the ray qp intersects B_{C_q} then point p is known as p_l^B (resp. p_r^B), and if the ray qp intersects U_{C_q} then point p is known as p_l^U (resp. p_r^U). (Refer to Fig. 8.)

For the current polygonal domain \mathcal{P}' , if the visibility cone (p_l^B, p_r^B) (resp. (p_l^U, p_r^U)) exists, then we create a node t^B (resp. t^U) as root node of $TVIS_{\mathcal{P}'}^B(q)$ (resp. $TVIS_{\mathcal{P}'}^U(q)$). The node t^B (resp. t^U) refers to corridor C_q , and the visibility cone (p_l^B, p_r^B) (resp. (p_l^U, p_r^U)) is associated with t^B . Also we initialize obj^B (resp. obj^U) that corresponds to t^B (resp. t^U). And, obj^U , followed by obj^B , are pushed onto the stack.

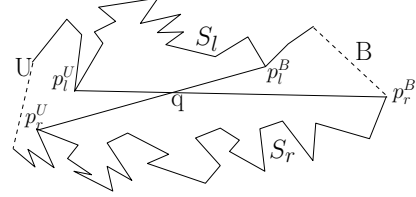


Fig. 8. Illustrating the initial visibility cones.

4.1 Constructing $TVIS_{\mathcal{P}'}^B(q)$ and $TVIS_{\mathcal{P}'}^U(q)$

The visible vertices in corridors other than corridor C_q are determined by processing objects in the stack.

Let $obj = [lr_{vc}, rr_{vc}, ptr_l, ptr_r, ptr_t]$ be the object popped from the stack. Let CS_l and CS_r be the corridor sequences of line segments lr_{vc} and rr_{vc} respectively. When both ptr_l and ptr_r refer to the same corridor C' , starting from C' in CS_l and CS_r , we find the last common corridor C'' that occurs in both CS_l and CS_r . For every corridor C_i between C' and C'' in CS_l (or, CS_r), a node t' associated with ptr_t and vc is inserted to VC_{C_i} , and C_i saves a pointer to t' . (This denotes the visibility of corridor C_i is hindered by the corridor corresponding to the node pointed by ptr_t .) Let C_l (resp. C_r) be the corridor after C'' in CS_l (resp. CS_r).

When the corridor C_l referred by ptr_l is different from the corridor C_r referred by ptr_r , it is immediate that there is an obstacle O that separates C_l from C_r . We find a tangent qp_r to the right side of C_l from q and a tangent qp_l to left side of C_r from q . We insert one node t_l as the left child of t which refers to C_l , and another node t_r as the right child of t which refers to C_r . For every corridor C''' in the sequence of corridors from C' to C'' , C''' together with a pointer to $VC_{C'''}$ is associated to both the edges tt_l and tt_r . We also associate visibility cone (lr_{vc}, qp_r) (resp. (qp_l, rr_{vc})) with t_l (resp. t_r). A node t' (resp. t'') with ptr_{t_l} (resp. ptr_{t_r}) and the visibility cone (lr_{vc}, qp_r) (resp. (qp_l, rr_{vc})) is inserted to VC_{C_l} (resp. VC_{C_r}). In addition, an auxiliary visibility cone (qp_r, qp_l) is stored at node t . We initialize obj_l (resp. obj_r) that corresponds to t_l (resp. t_r). And, obj_r is pushed onto the stack, followed by obj_l . (Refer to Fig. 9.)

If no corridor exists after C'' in CS_l , then we determine the point p at which ray lr_{vc} strikes an obstacle. Let C_p be the corridor in which p is located. We find the point of tangency p_l from q to the left side of C_p , using the hull tree corresponding to that side. (Refer to Fig. 10.) One new node is inserted as left child t_l of t that correspond to C_p and vc . A node t' with ptr_{t_l} and vc is inserted to VC_{C_p} . We initialize an object obj that corresponds to t_l and push that object onto the stack. For every corridor C''' in the sequence of corridors from C' to C'' , C''' together with a pointer to $VC_{C'''}$ is associated to edge tt_l . When tangent to the left side of C_p does not exist, no object is pushed onto the stack. (Refer to Fig. 11.) The algorithm for handling when there is no corridor after C'' in CS_r is analogous.

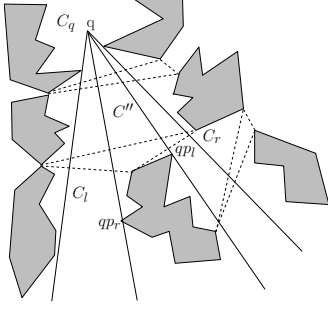


Fig. 9. Illustrating the case of C_l being not equal to C_r .

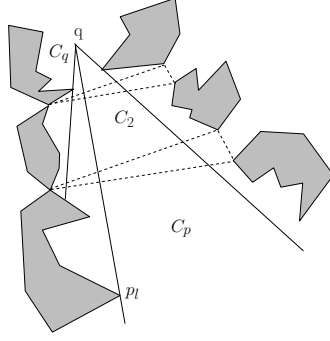


Fig. 10. Illustrating the ray l_{vc} striking corridor C_p , and $q p_l$ being a tangent to left side of C_p .

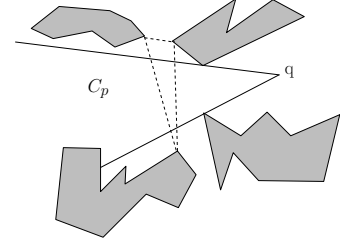


Fig. 11. Illustrating the ray l_{vc} striking corridor C_p , and tangent to left side of C_p does not exist.

4.2 Computing visible vertices at the nodes of $TVIS_{\mathcal{P}'}^B(q)$ and $TVIS_{\mathcal{P}'}^U(q)$

As in [23], we traverse each of the visibility trees in depth-first order. At every node t , for each side S of C_t , we determine vertices of $VP_{\mathcal{P}'}(q)$ that belong to $S \cap vc^t$, by applying the algorithm in [25] to each simple polygon in P_{C_t} that corresponds to S , with q and vc^t as the additional two parameters. In addition, we store visible vertices on the left side (resp. right side) of C_t in RBT_L^t (resp. RBT_R^t). After recursively traversing both the left and right subtrees of t , we determine all the vertices that are visible in vc_{aux}^t . Let t_l and t_r be the left child and right child of t , respectively. Let C_t be the corridor referred by node t . Let O be the obstacle that lies in vc_{aux}^t . Also, let C_l and C_r respectively be the corridors corresponding to t_l and t_r . In other words, $bd(O)$ is the union of right side S_r of C_l and the left side S_l of C_r . We determine all the vertices of S_r (resp. S_l) that are visible to q and located in cone vc_{aux}^t , by applying the algorithm in [25] to each simple polygon in P_{C_l} that corresponds to S_r (resp. S_l), with q and vc_{aux}^t as the additional two parameters. In addition, we store these visible vertices in $RBT_R^{t_l}$ (resp. $RBT_L^{t_r}$).

4.3 Constructing $VP_{\mathcal{P}'}(q)$ using $TVIS_{\mathcal{P}'}^B(q)$ and $TVIS_{\mathcal{P}'}^U(q)$

To construct $VP_{\mathcal{P}'}(q)$, we traverse both the visibility trees in depth-first order. First we traverse $TVIS_{\mathcal{P}'}^B(q)$ followed by $TVIS_{\mathcal{P}'}^U(q)$. At every node t encountered during the traversal, we traverse the leaf nodes of RBT_L^t in left to right order and output the respective points stored at them. Then, we recursively traverse the left subtree of t , followed by the right subtree of t . After that, we traverse the leaf nodes of RBT_R^t in the right to left order and output the respective points stored at them. Let S_{dft} be the ordered set of points obtained from the depth-first traversal of $TVIS_{\mathcal{P}'}^B(q)$ followed by $TVIS_{\mathcal{P}'}^U(q)$ as described above. The sequence of edges obtained by joining the consecutive points in the ordered set S_{dft} , followed by the edge joining the first and last point in S_{dft} is the boundary of visibility polygon of query point q .

Lemma 6. Let \mathcal{P}' be a polygonal domain. Also, let $VP_{\mathcal{P}'}(q)$ be the visibility polygon of q among obstacles in \mathcal{P}' determined by the algorithm. Then, any point $p \in VP_{\mathcal{P}'}(q)$ if and only if p is visible to q in \mathcal{P}' .

Proof: Consider a point p that is visible to q . The point p may be a vertex of \mathcal{P}' , or it may be a visible point on an edge of \mathcal{P}' that will appear as an endpoint of a constructed edge of $VP_{\mathcal{P}'}(q)$. As the algorithm starts, we determine the corridor C_q containing q . Let B_{C_q} (resp.

U_{C_q}) be the lower (resp. upper) bounding edge of C_q . To determine the initial visibility cone, we find tangents to both the sides of C_q from q . Any point which is lying outside the visibility cones defined using these tangents is guaranteed to be not visible to q . After this, we create the root node of $TVIS_{\mathcal{P}'}^B(q)$ (resp. $TVIS_{\mathcal{P}'}^U(q)$) if there exist a visibility cone that intersects B_{C_q} (resp. U_{C_q}). This root node refers to the corridor C_q . It ensures that any point that is lying on either of the sides of C_q and visible to q is determined by the algorithm.

Consider the other case when p lies in a corridor C' other than C_q . Every such corridor C' is determined by processing the objects popped from the stack. Let vc be the visibility cone in the current object popped from the stack. Whenever there is an obstacle $bd(O)$ that lies in vc , the tangents found on the boundaries of $bd(O)$ ensure part of that scene that is not visible due to $bd(O)$ is not considered further. The auxiliary cone helps in computing the points on $bd(O)$ that are visible to q . In the other case, when one of the bounding rays r of vc strike the side S of a corridor C_p , we find the tangent from q on the side S . Using this, we determine a section of $bd(O)$ such that no point on that section is visible to q .

Further, in every visibility cone for every corridor that is having at least one visible point on either of its sides, we insert a node corresponding to it in a visibility tree. Hence, by traversing both the visibility trees, it is ensured that every vertex of \mathcal{P}' or any point on an edge of \mathcal{P}' that is visible to q , is guaranteed to be determined. Whenever we pop an object from the stack while going through the corridor sequences of the bounding rays of the current visibility cone, for every corridor C in the corridor sequence, we update VC_C data structure. This helps in correctly maintaining the visible cones that intersect C in sorted order of their intersection with C . \square

Lemma 7. *Let \mathcal{P}' be the current polygonal domain. Given any query point q in $\mathcal{F}(\mathcal{P}')$, the visibility polygon of q among obstacles in \mathcal{P}' is computed in $O(|VP_{\mathcal{P}'}(q)|(\lg n')^2 + h)$ time.*

Proof: Using the point location query algorithm from [20], locating the corridor C_q in which q is located takes $O((\lg n')^2)$ time. A new object is pushed onto the stack whenever an obstacle is encountered or one of the rays of visibility cone strikes the boundary of some corridor. Since the total number of obstacles as well as corridors is $O(h)$, the overall time to push and pop objects in the stack is $O(h)$. A node corresponding to a corridor is inserted to either of the visibility trees only if it has at least one point visible to q . Hence, the total number of nodes in $TVIS_{\mathcal{P}'}^B(q)$ and $TVIS_{\mathcal{P}'}^U(q)$ is $O(\min(h, |VP_{\mathcal{P}'}(q)|))$. Therefore, the depth-first traversal of these trees takes $O(\min(h, |VP_{\mathcal{P}'}(q)|))$ time. Every stack element popped from stack leads to insertion of at most two nodes into either $TVIS_{\mathcal{P}'}^B(q)$ or $TVIS_{\mathcal{P}'}^U(q)$, and finding tangents corresponding to corridors at these nodes using hull trees takes $O((\lg n')^2)$ time. Hence, total time taken to process all the stack objects is $O(\min(h, |VP_{\mathcal{P}'}(q)|)(\lg n')^2 + h)$. To compute the visibility polygon, algorithm from [25] is invoked at every node of $TVIS_{\mathcal{P}'}^B(q)$ as well as $TVIS_{\mathcal{P}'}^U(q)$. Hence, this step takes $O(|VP_{\mathcal{P}'}(q)|(\lg n')^2)$ time. \square

Theorem 1. *Given a polygonal domain \mathcal{P} defined with h obstacles and n vertices, we preprocess \mathcal{P} in $O(n(\lg n)^2 + h(\lg h)^{1+\epsilon})$ time to construct data structures of size $O(n)$ so that (i) whenever a vertex v is inserted to the current polygonal domain \mathcal{P}' , the algorithm updates data structures that store visibility polygon $VP_{\mathcal{P}'}(q)$ of a query point q in $O(k(\lg |VP_{\mathcal{P}'}(q)|) + (\lg n')^2 + h)$ time, (ii) whenever a vertex v is deleted from the current polygonal domain \mathcal{P}' , the algorithm updates data structures that store visibility polygon $VP_{\mathcal{P}'}(q)$ of a query point q in $O(k(\lg n')^2 + (\lg |VP_{\mathcal{P}'}(q)|) + h)$ time, and (iii) whenever a query point q is given, the algorithm outputs the visibility polygon in the current polygonal domain in $O(|VP_{\mathcal{P}'}(q)|(\lg n')^2 + h)$ time. Here,*

ϵ is a small positive constant resulting from the triangulation of the free space $\mathcal{F}(\mathcal{P})$ using the algorithm in [5], k is the number of combinatorial changes in $VP_{\mathcal{P}'}(q)$ due to the insertion or deletion of v , and n' is the number of vertices of \mathcal{P}' .

5 Maintaining the visibility graph

In this section, we describe an algorithm to maintain the visibility graph among dynamic polygonal obstacles in the plane. We first detail the preprocessing algorithm with the input polygonal domain \mathcal{P} with n vertices and h polygonal obstacles. Our algorithm relies on the algorithm for maintaining the visibility polygon among dynamic polygonal obstacles in Section 2. Hence, we compute all the data structures as required in Lemma 1. In addition, we need the following data structures. Using [29], we construct the visibility graph of \mathcal{P} in $O(|E| + h \lg n + h(\lg h)^{1+\epsilon})$ time. Here, E is the number of edges in the visibility graph of \mathcal{P} . For every vertex $v \in \mathcal{P}$, we construct a red-black tree (detailed in [14]), denoted by $RB T_v$, that contains all the visible edges that are incident to v . Every leaf of $RB T_v$ represents a unique visible edge that is incident to v . For every visible edge that is determined to be incident to v , we insert it to $RB T_v$ in $O(\lg |E|)$ time. With every visible edge, $RB T_v$ stores the angle it makes with the positive x -axis. The left to right order of visible edges stored at the leaves of $RB T_v$ is the sorted order of visible edges incident to v with respect to angle each makes with the positive x -axis. Whenever a vertex is inserted to or deleted from any of the obstacles of the current polygonal domain \mathcal{P}' , as part of updating the visibility graph of \mathcal{P}' , we update these red-black tree data structures as well as the data structures for visibility polygon maintenance (refer to Theorem 1) and return the updated visibility graph.

Lemma 8. *Given a polygonal domain \mathcal{P} defined with h holes and n vertices, as part of preprocessing \mathcal{P} , in $O(n(\lg n)^2 + h(\lg h)^{1+\epsilon} + |E| \lg |E|)$ time, our algorithm constructs data structures of size $O(n + |E|)$. Here, $|E|$ is the number of edges in the visibility graph of \mathcal{P} .*

Let \mathcal{P}' be the polygonal domain before inserting v to (resp. deleting v from) the boundary of an obstacle. Also, let v_i and v_{i+1} be the vertices between which v is located. We first describe parts that are common to both the insertion and deletion algorithms. Using point location data structure, we determine the corridor C in which v is located. If v is inserted to an obstacle of \mathcal{P}' , then we insert v at its corresponding position into at most three simple polygons in P'_C wherein each of these simple polygons has both v_i and v_{i+1} . If v is deleted from an obstacle of \mathcal{P}' , then for every simple polygon $P \in P'_C$, we delete v from P if $v \in P$. In addition, for each simple polygon in P'_C that got modified, we update the preprocessed data structures needed to determine the visibility in dynamic simple polygons using the algorithm in [25].

Let v' be any vertex distinct from v, v_i , and v_{i+1} . Using the algorithm in [20] for ray-shooting in dynamic simple polygons, we determine whether v is visible to v' among obstacles in \mathcal{P}' . This is accomplished using simple polygons in P'_C : if $v' \in C$, the ray-shooting query with ray $v'v$ is performed in $P'_4(C)$; otherwise, if v belongs to a side S_1 (resp. S_2) of a corridor $C' (\neq C)$, we query with ray $v'v$ in each simple polygon in P'_C that corresponds to side S_1 (resp. S_2). From the correctness of characterizations in [23], it is immediate that we correctly determine whether v is visible to v' . If v is found to be not visible to v' , then $VP_{\mathcal{P}'}(v')$ does not change. In this case, we only update the preprocessed data structures for hull trees of sides of corridor C and the data structures for dynamic point location. We note that all the updations of the preprocessed data structures can be accomplished in $O((\lg n)^2)$ worst-case time. Consider the case when v is visible to v' . In this case, the insertion of v (resp. deletion of v) may cause the deletion of (resp. insertion of) edges from (resp. to) $VG_{\mathcal{P}'}$ that are incident to v' and intersect the triangle vv_iv_{i+1} . In addition, in the case of insertion of v , we introduce edge $v'v$ into $VG_{\mathcal{P}'}$.

The following lemma statement is simplified from the one in Choudhury and Inkulu [13], and for completeness and to show the proof extends to polygonal domains, we include a proof. This lemma helps in efficiently determining the set of edges that intersect the triangle $v_i v v_{i+1}$.

Lemma 9. *Let v_i, v , and v_{i+1} be consecutive vertices along an obstacle of \mathcal{P}'' . For every visible edge tu of $VG_{\mathcal{P}'}$ that intersects the triangle $vv_i v_{i+1}$, either (a) at least one of t or u is visible to v , or (b) there exists a path R in $VG_{\mathcal{P}'}$ from a vertex v' to t (resp. u) such that each edge in R intersects the triangle $v_i v v_{i+1}$ and v' is visible to v .*

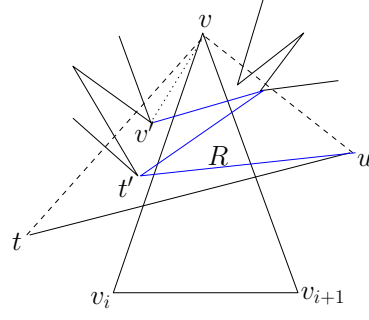


Fig. 12. Illustrating the notation in Lemma 9 statement. The path R is shown in blue color. The dotted line between v and v' illustrates an endpoint v' of R is visible to v . (This illustration is from [13])

Proof: If either t or u is visible to v , there is nothing to prove. Otherwise, among all the edges of $VG_{\mathcal{P}'}$ that intersect both the triangles $vv_i v_{i+1}$ and tuv , let $t'u'$ be a visible edge in \mathcal{P}' that makes the least angle with the line segment tu at either $t' = t$ or $u' = u$. Without loss of generality, we suppose $u' = u$. (Refer to Fig. 12.) Note that both t and u are reachable from t' in $VG_{\mathcal{P}'}$. Besides, both the edges $t'u$ and ut intersect the triangle $vv_i v_{i+1}$. Further, t' is closer to v as compared to t , with respect to Euclidean distance. Inductively, t' is reachable from v in $VG_{\mathcal{P}'}$ as described in the lemma statement. Since there are finite vertices, there exists some edge $t''u''$ such that $t''u''$ intersects $vv_i v_{i+1}$ and either t'' or u'' is visible to v . \square

In the following subsections, we describe more details of insertion and deletion algorithms.

5.1 Insertion of a vertex

Let v_i and v_{i+1} be the vertices between which the vertex v is inserted. Also, let S be the set of visible edges that intersect the triangle $vv_i v_{i+1}$. We observe that any visible edge $e \in VG_{\mathcal{P}'}$ appears in the updated visibility graph $VG_{\mathcal{P}''}$ if and only if e does not belong to set S . First, we determine vertices that are visible to v . To accomplish this, we invoke the visibility polygon query algorithm among dynamic obstacles detailed in Section 3, with v as the query point. A new red-black tree, denoted by RBT_v is initiated and, for every vertex $v' \in \mathcal{P}'$ determined by the visibility query algorithm, we insert the visibility edge vv' into RBT_v as well into $RBT_{v'}$. This completes the insertion of new visible edges to the visibility graph $VG_{\mathcal{P}'}$. Next, we determine the set S of visible edges of $VG_{\mathcal{P}'}$ whose endpoints have become not visible to each other after the insertion of v . To efficiently determine edges in S , we use Lemma 9 in iteratively finding all the vertices to which visible edges to be removed from $VG_{\mathcal{P}'}$ are incident. Let S_1 be the set comprising of all the vertices of \mathcal{P}' visible to v . The points in S_1 are determined from the visibility polygon of v . For each vertex $v' \in S_1$, we determine all the vertices v'' such that $v'v''$ is a visible edge in $VG_{\mathcal{P}'}$ and it intersects the triangle $vv_i v_{i+1}$. Without loss of generality, suppose the ray $v'v_i$ makes larger angle with $v'v$ as compared to $v'v_{i+1}$. Let vc_m be the cone with rays $v'v$ and $v'v_i$ bounding it. The visible edges lying in cone vc_m are the potential candidates to be deleted from $VG_{\mathcal{P}'}$. We search in $RBT_{v'}$ to find every vertex v'' such that the edge $v'v''$ belongs to cone vc_m , and delete the edge $v'v''$ from both $RBT_{v'}$ and $RBT_{v''}$. In specific, for every $j \geq 1$, let S_{j+1} be equal to $\bigcup_{v' \in S_j} S_{v'}$. Following the same procedure, for every $j > 1$, for every vertex $v' \in S_j$ and $v' \notin S_{j'}$ with $j' < j$, we find the set S_{j+1} comprising of all the visible edges in \mathcal{P}'

that are incident to v' and intersect triangle vv_iv_{i+1} . If at any point, $S_j \subseteq S_{j'}$ for some $j' < j$, we terminate the algorithm. (Refer to Fig. 13.)

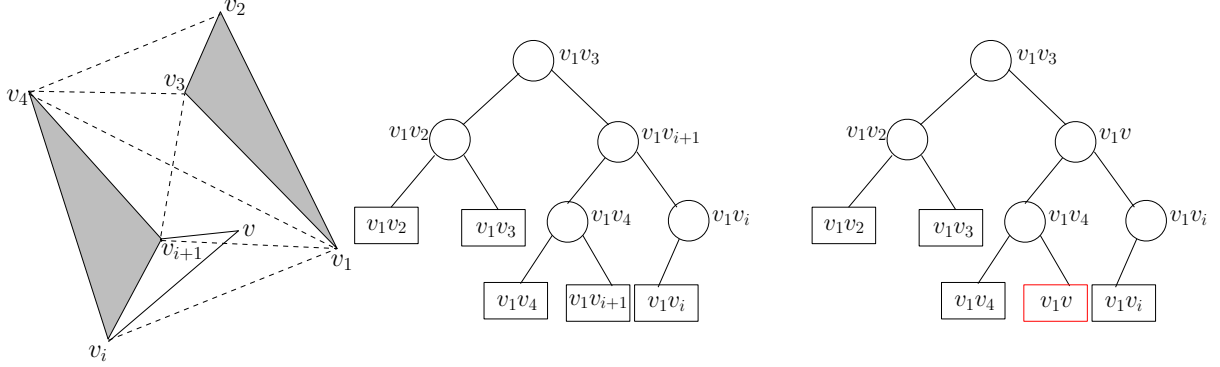


Fig. 13. Illustrating the insertion of vertex v (left), the data structure RBT_{v_1} before insertion of v (middle), and the data structure RBT_{v_1} after inserting v (right).

Lemma 10. *In the updated polygonal domain \mathcal{P}'' , any edge $pq \in VG_{\mathcal{P}''}$ if and only if p and q are mutually visible among obstacles in \mathcal{P}'' .*

Proof: All the visible edges incident to v are computed correctly using the algorithm from [29]. For every vertex v' that is an endpoint of a visible edge incident to v , we do binary search in $RBT_{v'}$ to prune visible edges incident to v' that intersect with triangle vv_iv_{i+1} using the cone vc_m . Following Lemma 9, these edges are computed iteratively. It ensures that an edge is removed from $VG_{\mathcal{P}'}$ only if it intersects the triangle vv_iv_{i+1} . Further, by the correctness of Lemma 9, it is guaranteed that every visible edge that is intersecting the triangle vv_iv_{i+1} is removed from $VG_{\mathcal{P}'}$. \square

Lemma 11. *Whenever a vertex v is inserted to \mathcal{P}' , our algorithm updates the visibility graph $VG_{\mathcal{P}'}$ in $O(k(\lg n')^2 + h)$ time. Here, k is the number of combinatorial changes in $VG_{\mathcal{P}'}$ due to the insertion of v , n' is the number of vertices of \mathcal{P}' , and h is the number of obstacles in \mathcal{P}' .*

Proof: From Theorem 1, finding all the vertices of \mathcal{P}' that are visible to v takes $O(k_1(\lg n')^2 + h)$ time. Here, k_1 is the number of vertices in \mathcal{P}' that are visible to v . Inserting visible edges corresponding to these vertices in $VG_{\mathcal{P}'}$ takes $O(k_1(\lg n'))$ time. To recursively determining edges in S , search in red-black trees stored at the endpoints of edges in S , and to delete edges in S together takes $O(k_2(\lg n'))$ time, where $k_2 = k - k_1$. \square

5.2 Deletion of a vertex

Let v be a vertex in \mathcal{P}' . Also, let v_i and v_{i+1} be the vertices adjacent to v along the boundary of an obstacle in \mathcal{P}' . Further, let $VG_{\mathcal{P}'}$ be the visibility graph of \mathcal{P}' . Suppose the vertex v is deleted. Then, the deletion algorithm updates $VG_{\mathcal{P}'}$. For line segment joining any two vertices v', v'' in \mathcal{P}'' , if $v'v''$ intersects the triangle vv_iv_{i+1} , edge $v'v''$ needs to be introduced into $VG_{\mathcal{P}'}$. In this algorithm, like in the insertion algorithm, we use Lemma 9 to efficiently determine the visible edges in $VG_{\mathcal{P}''}$ that does not belong to $VG_{\mathcal{P}'}$.

Let S_1 be the set of vertices of \mathcal{P}' visible to v . For each vertex $v' \in S_1$, we determine all the vertices v'' such that edge $v'v''$ intersects triangle vv_iv_{i+1} . Without loss of generality, suppose ray $v'v_i$ makes a larger angle with ray $v'v$ as compared to ray $v'v_{i+1}$. Let vc_m be the cone with rays $v'v$ and $v'v_i$ bounding it. The visible edges lying in cone vc_m are the potential candidates to be inserted to $VG_{\mathcal{P}'}$. We invoke the query algorithm in Section 3 with query point v' and the visibility cone vc_m . As a result, our algorithm finds every vertex $v'' \in \mathcal{P}''$ that is visible to v' such that the edge $v'v''$ resides in cone vc_m . The edge $v'v''$ is inserted as a new visible edge into both $RBT_{v'}$ and $RBT_{v''}$. In specific, for every $j \geq 1$, let S_{j+1} be equal to $\bigcup_{v' \in S_j} S_{v'}$. Following the same procedure, for every $j > 1$, for every vertex $v' \in S_j$ and $v' \notin S_{j'}$ with $j' < j$, we find the set S_{j+1} comprising of all the visible edges in \mathcal{P}'' that are incident to v' and intersect the triangle vv_iv_{i+1} . If at any point, $S_j \subseteq S_{j'}$ for some $j' < j$, we terminate the algorithm. In the end, we delete RBT_v as part of removing all the visible edges of $VG_{\mathcal{P}'}$ that are incident to v . (Refer to Fig. 14.)

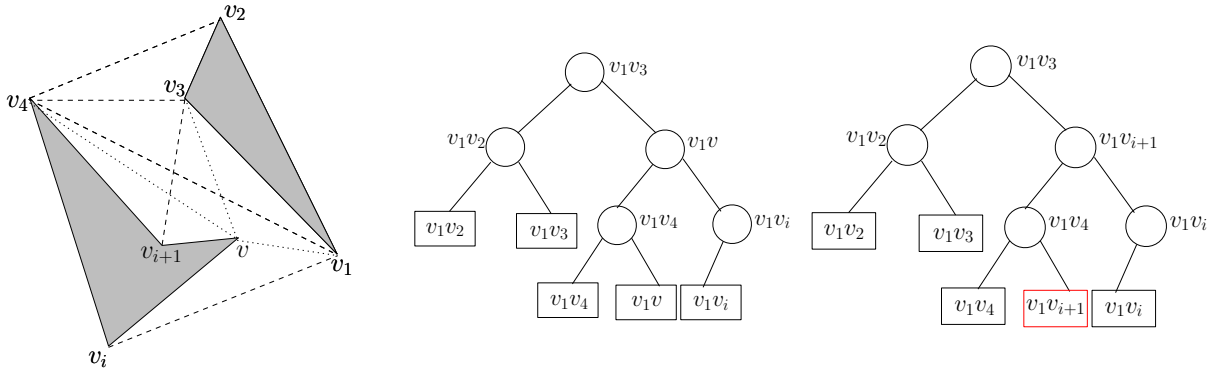


Fig. 14. Illustrating the vertex v to be deleted (left), the data structure RBT_{v_1} before deleting v (middle), and the data structure RBT_{v_1} after deleting v (right).

Lemma 12. *In any updated polygonal domain \mathcal{P}'' , any edge $pq \in VG_{\mathcal{P}''}$ if and only if p and q are mutually visible among obstacles in \mathcal{P}'' .*

Proof: Let a vertex v is deleted from the boundary of an obstacle in \mathcal{P}' . For every vertex $v' \in \mathcal{P}'$ that is visible to v , the edge vv' is deleted from $VG_{\mathcal{P}'}$. No other edge needs to be deleted from the current visibility graph. For any two vertices $v'v''$, if the edge intersect the triangle vv_iv_{i+1} , it should be added as a visible edge in $VG_{\mathcal{P}'}$. Following Lemma 9, these edges are computed iteratively. In each iteration, for every vertex v' , we invoke the query algorithm from Section 4 with v' as the query point and vc_m as the visibility cone. By the correctness of Lemma 9 and Lemma 7, it is guaranteed that every visible edge that is intersecting the triangle vv_iv_{i+1} is determined correctly and added to $VG_{\mathcal{P}'}$. \square

Lemma 13. *Whenever a vertex v is deleted from \mathcal{P}' , our algorithm updates the visibility graph $VG_{\mathcal{P}'}$ in $O(k((\lg n')^2 + h))$ time. Here, k is the number of combinatorial changes in $VG_{\mathcal{P}'}$ due to the deletion of v , n' is the number of vertices of \mathcal{P}' , and h is the number of obstacles in \mathcal{P}' .*

Proof: All the visible edges in $VG_{\mathcal{P}'}$ that are incident to v are deleted in $O(k_1 \lg n')$ time. Here, k_1 is the number of visible edges incident to v . From Theorem 1, all the invocations of the visibility polygon query algorithm together takes $O(k_2((\lg n')^2 + h))$ time, where $k_2 = k - k_1$ is the number of visible edges in $VG_{\mathcal{P}''}$ that are determined with this algorithm. Inserting the

newly found visible edges into corresponding red-black trees takes $O(k_2 \lg n')$ time. \square

Theorem 2. *Given a polygonal domain \mathcal{P} defined with h obstacles and n vertices, we preprocess \mathcal{P} in $O(n(\lg n)^2 + h(\lg h)^{1+\epsilon} + |E| \lg |E|)$ time to construct data structures of size $O(n + |E|)$ so that whenever a vertex v is inserted to (resp. deleted from) the current polygonal domain \mathcal{P}' , the algorithm updates the data structures that save visibility graph of \mathcal{P}' in $O(k(\lg n')^2 + h)$ (resp. $O(k((\lg n')^2 + h)))$ time. Here, ϵ is a small positive constant resulting from the triangulation of the free space $\mathcal{F}(\mathcal{P})$ using the algorithm in [5], $|E|$ is the number of edges present in the visibility graph of \mathcal{P} , k is the number of combinatorial changes in updating the visibility graph of \mathcal{P}' due to the insertion (resp. deletion) of v , and n' is the number of vertices of \mathcal{P}' .*

6 Conclusions

We proposed algorithms for the following problems among dynamic polygonal obstacles in the plane: (i) dynamically updating the visibility polygon of any given query point, (ii) answering visibility polygon queries, and (iii) dynamically maintaining the visibility graph of the polygonal domain. An immediate extension of this algorithm would handle new obstacles being introduced into the polygonal domain as well as allowing the newly inserted vertex to be in a corridor different from the corridor in which its neighbors reside. Further, it would be interesting to devise efficient dynamic algorithms for these problems so that the update time complexities mainly depend on the number the combinatorial changes to update the visibility polygon. In specific, as other parameters are under logarithm, this involves removing the dependency on the number of obstacles in the polygonal domain from the update time complexities.

Acknowledgement

This research of R. Inkulu is supported in part by SERB MATRICS grant MTR/2017/000474. The authors also like to acknowledge reviewers of the preliminary version of this paper for their valuable input.

References

- [1] S. Agrawal and R. Inkulu. Visibility polygon queries among dynamic polygonal obstacles in plane. In *Proceedings of International Computing and Combinatorics Conference*, pages 136–148, 2020.
- [2] K. Akbari and M. Ghodsi. Visibility maintenance of a moving segment observer inside polygons with holes. In *Proceedings of Canadian Conference on Computational Geometry*, pages 117–120, 2010.
- [3] B. Aronov, L. J. Guibas, M. Teichmann, and L. Zhang. Visibility queries and maintenance in simple polygons. *Discrete & Computational Geometry*, 27(4):461–483, 2002.
- [4] T. Asano, T. Asano, L. J. Guibas, J. Hersberger, and H. Imai. Visibility of disjoint polygons. *Algorithmica*, 1(1):49–63, 1986.
- [5] R. Bar-Yehuda and B. Chazelle. Triangulating disjoint jordan chains. *International Journal of Computational Geometry & Applications*, 4(4):475–481, 1994.
- [6] M. N. Baygi and M. Ghodsi. Space/query-time tradeoff for computing the visibility polygon. *Computational Geometry*, 46:371–381, 2013.
- [7] P. Bose, A. Lubiw, and J. I. Munro. Efficient visibility queries in simple polygons. *Computational Geometry*, 23(3):313–335, 2002.

- [8] B. Chazelle. Triangulating a simple polygon in linear time. *Discrete & Computational Geometry*, 6:485–524, 1991.
- [9] D. Z. Chen and O. Daescu. Maintaining visibility of a polygon with a moving point of view. *Information Processing Letters*, 65(5):269–275, 1998.
- [10] D. Z. Chen, R. Inkulu, and H. Wang. Two-point L_1 shortest path queries in the plane. *Journal of Computational Geometry*, 7(1):473–519, 2016.
- [11] D. Z. Chen and H. Wang. A new algorithm for computing visibility graphs of polygonal obstacles in the plane. *Journal of Computational Geometry*, 6(1):316–345, 2015.
- [12] D. Z. Chen and H. Wang. Visibility and ray shooting queries in polygonal domains. *Computational Geometry*, 48(2):31–41, 2015.
- [13] T. Choudhury and R. Inkulu. Maintaining the visibility graph of a dynamic simple polygon. In *Proceedings of Conference on Algorithms and Discrete Applied Mathematics*, pages 42–52, 2019.
- [14] T. H. Cormen, C. E. Leiserson, R. L. Rivest, and C. Stein. *Introduction to Algorithms*. The MIT Press, 2009.
- [15] L. S. Davis and M. L. Benedikt. Computational models of space: isovists and isovist fields. *Computer Graphics and Image Processing*, 11(1):49–72, 1979.
- [16] H. A. ElGindy and D. Avis. A linear algorithm for computing the visibility polygon from a point. *Journal of Algorithms*, 2(2):186–197, 1981.
- [17] S. K. Ghosh. Computing the visibility polygon from a convex set and related problems. *Journal of Algorithms*, 12(1):75–95, 1991.
- [18] S. K. Ghosh. *Visibility algorithms in the plane*. Cambridge University Press, New York, USA, 2007.
- [19] S. K. Ghosh and D. M. Mount. An output-sensitive algorithm for computing visibility graphs. *SIAM Journal on Computing*, 20(5):888–910, 1991.
- [20] M. T. Goodrich and R. Tamassia. Dynamic ray shooting and shortest paths in planar subdivisions via balanced geodesic triangulations. *Journal of Algorithms*, 23(1):51–73, 1997.
- [21] P. J. Heffernan and J. S. B. Mitchell. An optimal algorithm for computing visibility in the plane. *SIAM Journal on Computing*, 24(1):184–201, 1995.
- [22] J. Hersherberger. An optimal visibility graph algorithm for triangulated simple polygons. *Algorithmica*, 4:141–155, 1989.
- [23] R. Inkulu and S. Kapoor. Visibility queries in a polygonal region. *Computational Geometry*, 42(9):852–864, 2009.
- [24] R. Inkulu and T. Nitish. Incremental algorithms to update visibility polygons. In *Proceedings of Conference on Algorithms and Discrete Applied Mathematics*, pages 205–218, 2017.
- [25] R. Inkulu, K. Sowmya, and N. P. Thakur. Dynamic algorithms for visibility polygons in simple polygons. *International Journal of Computational Geometry & Applications*, 30(1):51–78, 2020.
- [26] B. Joe and R. Simpson. Corrections to Lee’s visibility polygon algorithm. *BIT Numerical Mathematics*, 27(4):458–473, 1987.
- [27] S. Kapoor. Efficient computation of geodesic shortest paths. In *Proceedings of Symposium on Theory of Computing*, pages 770–779, 1999.
- [28] S. Kapoor and S. N. Maheshwari. Efficient algorithms for Euclidean shortest path and visibility problems with polygonal obstacles. In *Proceedings of Symposium on Computational Geometry*, pages 172–182, 1988.
- [29] S. Kapoor and S. N. Maheshwari. Efficiently constructing the visibility graph of a simple polygon with obstacles. *SIAM Journal on Computing*, 30(3):847–871, 2000.

- [30] S. Kapoor, S. N. Maheshwari, and J. S. B. Mitchell. An efficient algorithm for Euclidean shortest paths among polygonal obstacles in the plane. *Discrete & Computational Geometry*, 18(4):377–383, 1997.
- [31] D. T. Lee. *Proximity and reachability in the Plane*. PhD thesis, University of Illinois at Urbana-Champaign, 1978. Ph.D. thesis and Technical Report ACT-12.
- [32] D. T. Lee. Visibility of a simple polygon. *Computer Vision, Graphics, and Image Processing*, 22(2):207–221, 1983.
- [33] L. Lu, C. Yang, and J. Wang. Point visibility computing in polygons with holes. *Journal of Information and Computational Science*, 16(7):4165–4173, 2011.
- [34] J. O’ Rourke. *Art Gallery Theorems and Algorithms*. Oxford University Press, Inc., New York, USA, 1987.
- [35] M. H. Overmars and J. van Leewen. Maintenance of configurations in the plane. *Journal of Computer and System Sciences*, 23(2):166–204, 1981.
- [36] M. H. Overmars and E. Welzl. New methods for computing visibility graphs. In *Proceedings of the Fourth Annual Symposium on Computational Geometry*, pages 164–171, 1988.
- [37] M. Pocchiola and G. Vegter. Topologically sweeping visibility complexes via pseudotriangulations. *Discrete & Computational Geometry*, 16(4):419–453, 1996.
- [38] F. P. Preparata and M. I. Shamos. *Computational Geometry: an introduction*. Springer-Verlag, New York, USA, 1985.
- [39] M. Sharir and A. Schorr. On shortest paths in polyhedral spaces. *SIAM Journal on Computing*, 15(1):193–215, 1986.
- [40] S. Suri and J. O’Rourke. Worst-case optimal algorithms for constructing visibility polygons with holes. In *Proceedings of the Symposium on Computational Geometry*, pages 14–23, 1986.
- [41] E. Welzl. Constructing the visibility graph for n -line segments in $O(n^2)$ time. *Information Processing Letters*, 20(4):167–171, 1985.
- [42] A. Zarei and M. Ghodsi. Efficient computation of query point visibility in polygons with holes. In *Proceedings of the Symposium on Computational Geometry*, pages 314–320, 2005.