

Neutrino emission and initial evolution of axionic quark nuggets

Oswaldo P. Santillán ^{*}and Alejandro Morano [†]

Abstract

The axion quark nuggets introduced in [1]-[14] are a candidate for cold dark matter which, in addition, may be relevant in baryogenesis scenarios. The present work studies their evolution till they enter in the colour superconducting phase. This evolution was already considered in [6], where it is concluded that a large chemical potential μ is induced on the bulk of the object. The baryon number accumulated at the domain wall surrounding the object is taken as predominant in [6], and it is suggested that internal and external fluxes are compensated and can be neglected. In the present work, the possibility that the bulk contribution to the baryon number may be relevant at initial stages and that the object may emit a large amount of neutrinos due to quark-antiquark annihilations is taken into account. The outcome is a more violent contraction of the object and, perhaps, a more effective cooling. Therefore, the resulting objects may have a smaller size. Even taking into account these corrections, it is concluded that the cosmological applications of these objects are not spoiled. These applications are discussed along the text.

1. Introduction

One important problem in cosmology and particle physics is to explain why the present universe is baryon asymmetric or, instead, why anti-baryons are segregated from baryons on very large scales. If there were galaxies of matter and anti matter in a given cluster of galaxies then, due to the presence of inter cluster gases, there should be nucleon anti-nucleon annihilations leading to strong γ ray emissions [16]. This effect is not observed. Since galaxies like Virgo contains around $10^{14}M_{\odot}$ of matter, it is believed anti-matter should be segregated from matter on scales larger than $10^{14}M_{\odot}$. On the other hand, if the universe was initially baryon symmetric, then nucleons and anti-nucleons will freeze out at a temperature value $T \sim 22$ MeV. The ratio between the baryon number and the entropy densities that remains at this temperature is around nine orders of magnitude smaller than the observed value. This discrepancy may be avoided if there is an unknown segregation mechanism between baryons and anti-baryons which takes place at $T \sim 41$ MeV [16]. However, the Hubble horizon at these temperature is considerably smaller than $10^{14}M_{\odot}$. A possible solution is that the universe at $T \geq 41$ MeV was already in a baryon asymmetric state. There are particle physics scenarios which predict non zero baryon number [16], several of them are based on the Sakharov requirements for baryogenesis [17]-[18]. These requirements include in particular C and CP violation, and tiny baryon number violating interactions at the beginning of the universe.

Another possible explanation for baryogenesis was presented in [1]-[14]. This scenario is based on an apparently unrelated problem namely, the axion solution of the CP problem in QCD [19]-[22]. The axion is a pseudo scalar particle a that has several cosmological applications related to the formation of topological defects. An example are domain walls. At first sight, it is believed that such walls are problematic, as their evolution should overcome the critical energy density $\rho_c \sim 8.27 \cdot 10^{-27} \text{kg/m}^3$ which will lead to a catastrophe with observations, as discussed in [22] and references therein. But

^{*}Instituto de Matemática Luis Santaló (IMAS), UBA CONICET, Buenos Aires, Argentina firenzecita@hotmail.com and osantil@dm.uba.ar.

[†]Departamento de Física, UBA, Buenos Aires, Argentina

there exist the so called $N = 1$ axion models for which this problem does not exist, and there exist several ideas on how solving this problem for other types of axion models [22]. The authors of [1]-[14] assume that at a temperature $T \sim 100$ MeV there exists a network of domain walls admitting non trivial quark configurations which, due non trivial asymptotic conditions, carry non zero baryon number [6]. The results of [33] suggest that a fraction of 0.13 of these domains form closed regions¹. This small fraction however, is enough for axion quark nuggets to develop [6]. Owing to the domain wall tension σ , some of these regions tends to contract and press the quark-gluon plasma trapped inside. As a consequence, the system acquires a non zero chemical potential μ and contracts until the internal Fermi pressure equals the external one, and then realises damped oscillations around the equilibrium radius R_e . The resulting internal temperature T_i is small enough, and the chemical potential μ is large enough, for reaching the colour superconducting (CS) phase in the bulk of the object [25]-[26]. It is important to emphasize that binding energy Δ characteristic of this state is large enough for these objects not participating in nucleosynthesis at $T \sim 1$ MeV [3].

The formation of the axion nuggets described above however, does not explain by itself the baryon asymmetry of the universe. Despite these objects contain net baryon or anti-baryon number, there must exist in equal proportions if the underlying physics does contain baryon number violating processes. Thus, a further mechanism for asymmetry generation should be found. A crucial point for generation of a larger number of anti-baryon objects may be the dynamics of the coherent axion field, which may lead to a preferential evolution in favor of anti nuggets. This mechanism is effective regardless the small value of the θ term as long as it remains coherent on the universe scale during the formation process [6]. This is a new feature, not present in the ordinary quark nuggets models such as [27]-[28]. These hypothesis are reasonable from the physical point of view. However, a precise quantitative analysis about the resulting asymmetry is technically involved and, at the moment, is lacking. There are other type of segregation mechanisms such as [29] for baryogenesis, but these will not be considered in the present paper.

There are some special features that distinguish axion quark nuggets from other dark matter candidates. First, these axion lumps are not supposed to be weakly interacting with ordinary matter. Their interaction is strong in fact, but they are macroscopically large as well. For this reason, the quotient between the cross section for interaction with visible baryons to their mass $\sigma/M \sim 10^{-10} \text{cm}^2/\text{g}$, which is well below the typical astrophysical limits $\sigma/M \sim \text{cm}^2/\text{g}$ [3]. Another salient characteristic is that these compact objects are long lived, with mean life time larger than the present age of the universe. In fact, it has been suggested that the excess of γ ray flux in MeV and GeV bands may be explained in terms of the rare annihilations between these objects and ordinary baryons. In addition, these objects interact noticeably with photons. However, the mean free time of photons when colliding with these objects is much larger than the Hubble time, thus these objects can be considered as cold dark matter, even when they are not electromagnetically neutral. These characteristics makes these objects different, for instance, than WIMPs. Further details are discussed in [3].

The evolution of these objects till they enter in the CS phase [25]-[26] was considered in [6]. In the present work, a variant for the dynamics of such objects is described. Although there are some different details about the nature of the formation in comparison with those pointed [6], the main cosmological applications remain valid. The main differences are the following. In studying the fate of the axion nuggets, the authors of [6] reach to the conclusion that a large chemical potential μ is induced at the object bulk. These authors assume that main contribution to the baryon number of the object is given by the wall contribution, which carry non zero baryon number even in the limit of $\mu \rightarrow 0$, and neglect the effect of internal and external fluxes. In the present work it is assumed that, besides this wall contribution, a considerable bulk baryon number may appear at early stages of the evolution. In addition, it is assumed that there is a considerable neutrino emission due to quark anti-quark annihilations. The neutrino emissivity plays the role of expulsion of fuel, and generates

¹There are enhancement mechanisms for domains wall such as [35], which rely on [36], but they require some particular values of the primordial magnetic fields. These scenarios are not considered here.

a violent contraction of the object. Even taking into account these circumstances, we are able to estimate that the object is formed when the universe temperature is around $T \sim 41$ MeV and that it falls into the CS phase. The only difference is the size of the object, but it will be argued in the text that this does not spoil the main cosmological applications of these nuggets.

It should be emphasized that there are effects that are neglected, for instance neutrino or other particle adsorption. But even taking into account that we are employing the most unfriendly conditions and still being able to obtain plausible results, the present scenario gives a hint that axion quark nuggets may be a candidate for both cold dark matter production and baryogenesis.

The present work is organised as follows. In section 2, the general form of the equations of motion for these objects is described. In section 3 these equations are expressed through thermodynamical quantities such as internal temperature, chemical potential and the radius of the object. In section 4 the neutrino emission is estimated, by assuming that initially quark anti-quark annihilations play the leading important role at the initial evolution. In section 5 and 6 the fate of the nugget till it enters in the colour superconducting phase is described. Section 7 contains the discussions of the obtained results and some indications about the viability of these objects as dark matter.

2. The generic equations of motion

The initial state of an axion quark nugget is an axion domain wall enclosing some finite volume region [1]-[14]. The exterior and interior are assumed to be in a quark-gluon plasma state, both with zero chemical potential [6]. The external region may fall into the hadron phase at some point during the evolution of the object, however, this will not affect significantly the following description. The initial temperature of the universe is approximately at $T_0 \sim 100 - 150$ MeV which, to the standard history of the universe, corresponds to a time $t \sim 10^{-4}$ s. Due to the domain wall tension σ the object contracts until the internal Fermi pressure equals the surface tension, and the wall then realizes damped oscillations around the equilibrium position. There are quark degrees of freedom living on the wall, therefore these objects carry non trivial baryon number, even when μ vanishes. This can be briefly explained as follows. The equations of motion of a Dirac fermion Ψ on a domain wall solution can be derived from the lagrangian [6]

$$\mathcal{L} = i\bar{\Psi}[\gamma^\mu\partial_\mu - me^{i[\theta(z)-\phi(z)]\gamma_5} - \mu\gamma_0]\Psi. \quad (2.1)$$

The fields $\theta(z)$ and $\phi(z)$ describe the axion and η' fields constituting the wall. Here the four dimensional problem has been reduced to a two dimensional one, with \hat{z} a unit vector normal to the surface of the wall. By neglecting the back reaction of the fermions on the domain wall, there exist non trivial fermion degrees of freedom $\Psi(z)$ that can live in the wall. These non trivial solutions carry a non zero baryon number

$$N = \int \bar{\Psi}\gamma_0\Psi dx^3, \quad (2.2)$$

a number that is non vanishing due to non trivial asymptotic [6].

The value of the QCD axion constant is believed to be in the range $10^9\text{GeV} < f_a < 10^{12}\text{GeV}$ [30]-[32]. The value to be employed here is close to $f_a \sim 10^{12}\text{GeV}$, which means that the axion mass is close to the value

$$m_a \sim \frac{m_\pi f_\pi}{f_a} \sim 10^{-5}\text{eV}. \quad (2.3)$$

This complements in some sense the results of [5], as this reference considers a value close to $f_a \sim 10^{10}\text{GeV}$. An important point to discuss is the initial size of the nuggets. At the stages of the early universe for which the temperature is $T_0 \sim 100 - 150$ MeV, it is expected that a percolated cluster of domain walls of very complicated topology is present. There are also some closed domain walls, mostly of spatial extent $R \sim \xi$, with ξ the correlation length. These do not correspond to strings

attached to domain wall. Concerning the correlation length, one possibility is to take $\xi \sim m_a^{-1} \sim 1$ cm as a characteristic initial scale. In any case, the probability of finding closed domain walls of $R \gg \xi$ is exponentially suppressed [23]. This is supported by [22], where it is argued that there is a very small portion of the domain wall energy density which is not bounded by strings, and which forms closed Riemann surfaces. There are numerical simulations presented in the book [33] that suggest that approximately the 0.87 of the total universe wall area belongs to the percolated cluster, while the remaining part is represented by these small closed bubbles. This portion of domain wall energy does not contribute considerably to axion production considered in [22], [60]-[61]. However, this small fraction is crucial, as this 0.13 fraction is enough for the axionic quark nuggets to form [6].

The purpose of the present work is to understand qualitatively the fate of these small closed bubbles as they contracts. The equations of motion of the bubbles just described will be taken schematically as follows

$$\frac{dP_R^\alpha}{d\tau} + \frac{dP_\nu^\alpha}{d\tau} = F^\alpha, \quad (2.4)$$

with $\alpha = 0, 1, 2, 3$ and τ the proper time of the event. Equations of this type describe the motion of a relativistic rocket whose mass M varies with time due to the expulsion of fuel. The role of the fuel is played by the neutrinos, whose momentum was denoted above by P_ν^α . In the last expression, P_R^α denotes the 4-momentum of an infinitesimal mass element dM composing the bubble. In addition, the 4-force acting on the system

$$F^\alpha = \frac{1}{\sqrt{1 - \dot{R}^2}} (f \cdot \dot{R}, f^i),$$

has been introduced. Here f^i being the force applied over the system, which is radially directed in the frame located at the center of the bubble. In practice, this force will be the sum of the surface tension force, and the one arising from the internal and external pressures. The bubble itself is considered as the sum of all these infinitesimal elements, simultaneously moving in the radial direction. The neutrinos are assumed to be emitted isotropically.

The equations written above are covariant, that is, they are valid in any inertial frame. The derivatives with respect to the proper time τ of the 4-vectors P^α in (2.4) can be related to a coordinate time t of the reference system located at the center of the bubble by

$$\frac{d}{d\tau} = \frac{1}{\sqrt{1 - \dot{R}^2}} \frac{d}{dt}.$$

The momentum of a surface element of the wall with respect to this reference system is

$$P_R^0 = \frac{dM}{\sqrt{1 - \dot{R}^2}}, \quad P_R^i = \frac{\dot{R} dM}{\sqrt{1 - \dot{R}^2}}.$$

The neutrino momentum is such that $(P_\nu^0)^2 = P_\nu^i P_\nu^i$ since it can be considered as a relativistic particle. The transformation of the momentum P_ν from frame of the wall to the momentum from center of the bubble P'_μ is given by

$$P_\nu'^\alpha = \sqrt{\frac{1 - \dot{R}}{1 + \dot{R}}} P_\nu^\alpha.$$

On the other hand

$$\frac{dP_\nu'^\alpha}{d\tau} = \frac{dP_\nu'^\alpha}{dP_\nu^\beta} \frac{dP_\nu^\beta}{d\tau}.$$

By combining the last two formulas it is obtained that

$$\frac{dP_\nu'^\alpha}{d\tau} = \sqrt{\frac{1 - \dot{R}}{1 + \dot{R}}} \frac{dP_\nu^\beta}{d\tau}.$$

By integrating along the solid angle $d\Omega$ and by simplifying a common $\sqrt{1 - \dot{R}^2}$ factor, the equation (2.4) can be expressed as follows

$$\frac{d}{dt} \left(\frac{M}{\sqrt{1 - \dot{R}^2}} \right) + \sqrt{\frac{1 - \dot{R}}{1 + \dot{R}}} \frac{dP_\nu}{dt} = 4\pi R^2 \dot{R} \Delta P, \quad (2.5)$$

$$\frac{d}{dt} \left(\frac{M \dot{R}}{\sqrt{1 - \dot{R}^2}} \right) + \sqrt{\frac{1 - \dot{R}}{1 + \dot{R}}} \frac{dP_\nu}{dt} = 4\pi R^2 \Delta P. \quad (2.6)$$

These equations represent a variable mass nugget emitting neutrinos as fuel, and acted by radial forces. They will be supplemented below with the conservation of the baryonic number of the system.

3. The explicit equations of movement

The emission of neutrinos is usually described in terms of the so called emissivity Q_ν [38]-[51] through the relation

$$\frac{dP_\nu}{dt} = \frac{4\pi R^3}{3} Q_\nu. \quad (3.7)$$

The emissivity Q_ν will be characterised in the next section. But at this point, it may be convenient to describe in detail the other quantities appearing in the equations (2.5)-(2.6). This system can be rewritten as follows

$$\frac{d}{dt} \left(\frac{M}{\sqrt{1 - \dot{R}^2}} \right) + \sqrt{\frac{1 - \dot{R}}{1 + \dot{R}}} \frac{4\pi}{3} R^3 Q_\nu = 4\pi R^2 \dot{R} \Delta P, \quad (3.8)$$

$$\frac{M \ddot{R}}{\sqrt{1 - \dot{R}^2}} + \left[4\pi R^2 \dot{R} \Delta P - \sqrt{\frac{1 - \dot{R}}{1 + \dot{R}}} \frac{4\pi}{3} R^3 Q_\nu \right] \dot{R} + \sqrt{\frac{1 - \dot{R}}{1 + \dot{R}}} \frac{4\pi}{3} R^3 Q_\nu = 4\pi R^2 \Delta P. \quad (3.9)$$

Note that the equation (3.8) is the same as (2.5). On the other hand, the equation (3.9) is obtained by (2.6) by replacing the derivative of $M(1 - \dot{R}^2)^{-\frac{1}{2}}$ with respect to t through (2.5). Now, if the motion of the bubble is non relativistic, that is $\dot{R} \ll 1$, then these equations may be reduced to

$$\frac{dM}{dt} + \frac{4\pi}{3} R^3 Q_\nu = 4\pi R^2 \dot{R} \Delta P, \quad (3.10)$$

$$M \ddot{R} + \frac{4\pi}{3} R^3 Q_\nu = 4\pi R^2 \Delta P. \quad (3.11)$$

In order to solve these equations, the mass M and the pressure forces acting on the bubble should be characterised. In the following, it will be assumed that, during short periods, the state of the bubble may be approximated by an equilibrium state with well defined temperature T , chemical potential μ and internal pressure P_i . In this case, the mass M of the bubble is given by [6]

$$M = E = 4\pi R^2 \sigma + \frac{4\pi}{3} R^3 \rho + \frac{4\pi}{3} R^3 E_B \Theta(\mu - \mu_1) \left[1 - \frac{\mu_1^2}{\mu^2} \right], \quad E_B \sim (150 \text{ MeV})^4. \quad (3.12)$$

Here E_B is the bag constant, which should be taken into account when the chemical potential μ is higher than $\mu_1 \sim 330 \text{ MeV}$ [5]. The surface energy is sourced by the surface tension $\sigma \sim 8f_a m_\pi f_\pi$ of the axion wall. On the other hand, for generic fermions with mass m , the pressure is related to the energy density ρ by

$$P = \frac{\rho}{3} - \frac{m^2 g}{6\pi^2} \int_m^\infty \frac{\sqrt{\epsilon^2 - m^2} d\epsilon}{e^{\frac{\epsilon - \mu}{T}} + 1}, \quad \rho = \frac{g}{2\pi^2} \int_m^\infty \frac{\epsilon^2 \sqrt{\epsilon^2 - m^2} d\epsilon}{e^{\frac{\epsilon - \mu}{T}} + 1}.$$

The last two formulas suggests that the pressure grows as m decreases. As the u and d quarks masses are of the order $m_u \sim m_d \sim 4$ MeV and the initial universe temperature is of the order $T_0 \sim 100$ MeV, one may consider these quarks as massless. The s quark mass is $m_s \sim T_0$ and the pressure contribution of this species is smaller than the lighter counterparts. For this reason, the simplifying assumption that quark are massless will be employed when calculating some thermodynamical properties, as it will not lead to a significant deviation of their real values. Under this approximation, it follows that

$$P_q = \frac{1}{3}\rho - E_B\Theta(\mu - \mu_1)\left[1 - \frac{\mu_1^2}{\mu^2}\right], \quad \rho = \rho_q + \rho_{\bar{q}} = \frac{gT^4}{2\pi^2}\left[\int_0^\infty \frac{x^3 dx}{e^{x-\beta} + 1} + \int_0^\infty \frac{x^3 dx}{e^{x+\beta} + 1}\right], \quad \beta = \frac{\mu}{T},$$

with explicit result given by

$$P_q = \frac{1}{3}\left\{\frac{7}{8}\frac{\pi^2 g T^4}{30}\left[1 + \frac{30\beta^2}{7\pi^2} + \frac{15\beta^4}{7\pi^4}\right] - 3E_B\Theta(\mu - \mu_1)\left[1 - \frac{\mu_1^2}{\mu^2}\right]\right\}. \quad (3.13)$$

Here the effect of the bag constant E_B has been included, which tends to decrease the pressure when it is turned on inside the compact object. In all the formulas derived above, the degeneracy g is

$$g = 4N_c N_f,$$

since there are 2 spin states and 2 charge states (particle and antiparticle) for any flavour and colour. In addition, the number of colours is $N_c = 3$. The external pressure, or universe pressure, is given by [6]

$$P_e = \frac{7}{8}\frac{\pi^2 g T_e^4}{90}, \quad T_e = T_0\sqrt{\frac{t_0}{t}}, \quad T_0 \sim 100 - 150 \text{ MeV}, \quad t_0 \sim 10^{-4} \text{ sec}. \quad (3.14)$$

The pressure difference acting on the surface of the bubble is then

$$\Delta P = -\frac{2\sigma}{R} + \frac{7\pi^2 g T^4}{360}\left[1 + \frac{30\beta^2}{7\pi^2} + \frac{15\beta^4}{7\pi^4}\right] - \frac{7\pi^2 g T_e^4}{360} - E_B\Theta(\mu - \mu_1)\left[1 - \frac{\mu_1^2}{\mu^2}\right]. \quad (3.15)$$

Note that in the last formula the effect of the surface tension σ has been taken into account. In terms of the thermodynamical expressions found above, the equations (3.10)-(3.11) can be expressed as follows

$$\begin{aligned} \frac{d}{dt}\left[8\pi R^2\sigma + \frac{2}{3}\frac{4\pi R^3}{8}\frac{7\pi^2 g T^4}{30}\left(1 + \frac{30\mu^2}{7\pi^2 T^2} + \frac{15\mu^4}{7\pi^4 T^4}\right) + \frac{4\pi R^3}{3}\frac{7\pi^2 g T_e^4}{8}\frac{1}{90} + \frac{8\pi R^3}{3}E_B\Theta(\mu - \mu_1)\left(1 - \frac{\mu_1^2}{\mu^2}\right)\right] \\ + \frac{4\pi R^3}{3}\frac{d}{dt}\left[\frac{7\pi^2 g T^4}{8}\frac{1}{90}\left(1 + \frac{30\mu^2}{7\pi^2 T^2} + \frac{15\mu^4}{7\pi^4 T^4}\right) + E_B\Theta(\mu - \mu_1)\left(1 - \frac{\mu_1^2}{\mu^2}\right)\right] + \frac{4\pi}{3}R^3 Q_\nu = 0, \end{aligned} \quad (3.16)$$

$$\begin{aligned} \left[4\pi\sigma R^2 + \frac{4\pi R^3}{3}\frac{7\pi^2 g T^4}{8}\frac{1}{30}\left(1 + \frac{30\mu^2}{7\pi^2 T^2} + \frac{15\mu^4}{7\pi^4 T^4}\right) + \frac{4\pi R^3}{3}E_B\Theta(\mu - \mu_1)\left(1 - \frac{\mu_1^2}{\mu^2}\right)\right]\ddot{R} + \frac{4\pi}{3}R^3 Q_\nu \\ = -8\pi\sigma R + 4\pi R^2\frac{7\pi^2 g T^4}{8}\frac{1}{90}\left(1 + \frac{30\mu^2}{7\pi^2 T^2} + \frac{15\mu^4}{7\pi^4 T^4}\right) - 4\pi R^2 E_B\Theta(\mu - \mu_1)\left(1 - \frac{\mu_1^2}{\mu^2}\right) - 4\pi R^2\frac{7\pi^2 g T_e^4}{8}\frac{1}{90} + F_\eta. \end{aligned} \quad (3.17)$$

Here an additional force on the bubble F_η has been included which, at initial stages is not important. This is the QCD viscosity [34]

$$F_\eta = \eta R \dot{R},$$

which, for a contracting bubble, points outwards the surface of the bubble. This force is the result of several effects that occur during the contraction such as scattering of quarks, gluons and different Nambu-Goldstone bosons arising in different phases. The viscosity coefficient may depend on the temperature and chemical potential $\eta(T, \mu)$. The value $\eta \sim m_\pi^3 \sim 0.002 \text{ GeV}^3$ will be employed in

the following [34]. However, a further knowledge of the behaviour of η as a function of T and μ is of course desirable, especially in the limit $\mu \gg T$.

The equations (3.16)-(3.17) constitute two equations for the three unknowns T , μ and R as functions of the time parameter t . The missing equation is related to the baryon number conservation of the system. This number is initially localised on the axionic wall. Its approximate expression is

$$B = 4\pi N g R^2 \int \frac{d^2 p}{(2\pi)^2} \frac{1}{e^{\frac{\epsilon(p)-\mu}{T}} + 1}, \quad \epsilon = \sqrt{p^2 + m^2}. \quad (3.18)$$

Here N is given by (2.2) and the wall was taken as a two dimensional object. These integrals, in the massless limit, can be expressed in terms of the variable ϵ by taking into account that $p dp = \epsilon d\epsilon$. The result is

$$B = 2N g R^2 T^2 \left[\text{Li}_2(-e^{-\frac{\mu}{T}}) + \frac{\pi^2}{6} + \frac{1}{2} \left(\frac{\mu}{T} \right)^2 \right]. \quad (3.19)$$

Since μ is positive, the argument z of the dilogarithm function $\text{Li}_2(z)$ is such that $|z| = e^{-\frac{\mu}{T}} < 1$. In this range, the expansion of the dilogarithm leads to

$$B = 2N g R^2 T^2 \left[\frac{\pi^2}{6} + \frac{1}{2} \left(\frac{\mu}{T} \right)^2 - \frac{\pi^2}{12} e^{-\frac{\mu}{T}} \right]. \quad (3.20)$$

However, as the chemical potential μ grows, a volume contribution is turned on. The total baryon contribution

$$B = 2N g R^2 T^2 \left[\frac{\pi^2}{6} + \frac{1}{2} \left(\frac{\mu}{T} \right)^2 - \frac{\pi^2}{12} e^{-\frac{\mu}{T}} \right] + \frac{4\pi R^3}{3} (n_f - \bar{n}_f),$$

where the last term is proportional to the difference between particles and anti-particles in a given volume. The variable n_f is not independent with μ and T , in fact in the quark massless limit one has

$$n_f - \bar{n}_f = \frac{g R^3 T^3}{6} \frac{\mu}{T} \left[1 + \frac{1}{\pi^2} \left(\frac{\mu}{T} \right)^2 \right].$$

In this limit, the total baryon number becomes

$$B = 2N g R^2 T^2 \left[\frac{\pi^2}{6} + \frac{1}{2} \left(\frac{\mu}{T} \right)^2 - \frac{\pi^2}{12} e^{-\frac{\mu}{T}} \right] + \frac{2\pi g R^3 T^3}{9} \frac{\mu}{T} \left[1 + \frac{1}{\pi^2} \left(\frac{\mu}{T} \right)^2 \right]. \quad (3.21)$$

The baryon number conservation law is then expressed as

$$B = 2N g R^2 T^2 \left[\frac{\pi^2}{6} + \frac{1}{2} \left(\frac{\mu}{T} \right)^2 - \frac{\pi^2}{12} e^{-\frac{\mu}{T}} \right] + \frac{2\pi g R^3 T^3}{9} \frac{\mu}{T} \left[1 + \frac{1}{\pi^2} \left(\frac{\mu}{T} \right)^2 \right] = \frac{N g \pi^2}{3} R_0^2 T_0^2, \quad (3.22)$$

where T_0 and R_0 are the quantities at the beginning of the formation, and it is assumed that $\mu_0 = 0$. The equation (3.22) together with (3.16)-(3.17) constitute a system of three equations determining T , μ and R as functions of time. These equations are analogous to the ones in [6] but with the baryon volume term and neutrino emissivity Q_ν turned on. In order to study their solutions, the emissivity Q_ν should be found. This will be done in the following section.

4. The neutrino momentum release

4.1 General emissivity formulas

As stated above, the neutrinos are assumed to be emitted isotropically due to pair annihilation in the bulk and at the border of the spherical region. The derivative of the momentum at a frame

instantly at rest with respect to the domain wall is given in terms of the neutrino emissivity (3.7). For calculating this quantity, there are several channels to consider. There is extensive literature about several of these channels, with possible applications to neutron stars [38]-[51]. In the following, and for high temperatures $T \gg \mu$, it will be assumed that quark-antiquark annihilation in two neutrinos $q + \bar{q} \rightarrow \nu + \bar{\nu}$ is the leading process. The relevant coupling terms between the quarks and the neutrinos are

$$\mathcal{L}_{q\nu} = \frac{G_F}{\sqrt{2}} \left[\bar{\nu} \gamma^\mu \frac{1 + \gamma_5}{2} \nu \right] \left[\bar{u} \gamma^\mu (A_u + B_u \gamma_5) u + \bar{d} \gamma^\mu (A_d + B_d \gamma_5) d + \bar{s} \gamma^\mu (A_s + B_s \gamma_5) s \right],$$

where the following parameters

$$\begin{aligned} A_u &= \frac{1}{2} - \frac{4}{3} \sin^2 \theta_W, & B_u &= \frac{1}{2}, \\ A_d &= -\frac{1}{2} + \frac{2}{3} \sin^2 \theta_W, & B_d &= -\frac{1}{2}, \end{aligned} \quad (4.23)$$

have been introduced. The Weinberg angle θ_W is such that $\sin^2 \theta_W \sim 0.23$. We ignore the coupling for the s quarks, but we assume that they are smaller than for the light quarks. A discussion about this coupling will be given in the next section. By use of the above formulas the expression of the emissivity may be found, which follows as a generalisation of the formula of electron emissivity [51] adapted to quarks. For instance, the emissivity for a given quark u is calculated by means of the following formula [51]

$$\begin{aligned} Q_u &\sim \frac{G_F^2 m_u^9}{36\pi} \left\{ A_{u+}^2 \left[8(\Phi_{1u} U_{2u} + \Phi_{2u} U_{1u}) - 2(\Phi_{-1u} U_{2u} + \Phi_{2u} U_{-1u}) + 7(\Phi_{0u} U_{1u} + \Phi_{1u} U_{0u}) \right. \right. \\ &\quad \left. \left. + 5(\Phi_{0u} U_{-1u} + \Phi_{-1u} U_{0u}) \right] + 9A_{u-}^2 \left[\Phi_{0u}(U_{1u} + U_{-1u}) + U_{0u}(\Phi_{1u} + \Phi_{-1u}) \right] \right\}, \end{aligned} \quad (4.24)$$

up to a factor related to colour matrices which is not far to unity. In the last expression, the following thermodynamical integrals

$$U_{ku} = \frac{1}{\pi^2} \int_0^\infty \frac{p_u^2 dp_u}{m_u^3} \left(\frac{\epsilon_u}{m_u} \right)^k f_u, \quad \Phi_{ku} = \frac{1}{\pi^2} \int_0^\infty \frac{p_u^2 dp_u}{m_u^3} \left(\frac{\epsilon_u}{m_u} \right)^k f_{\bar{u}}, \quad (4.25)$$

and the following parameters

$$A_{+u}^2 = A_u^2 + B_u^2, \quad A_{-u}^2 = A_u^2 - B_u^2,$$

have been introduced. Here

$$f_u = \frac{1}{e^{\frac{\epsilon_u - \mu_u}{T}} + 1}, \quad f_{\bar{u}} = \frac{1}{e^{\frac{\epsilon_u + \mu_u}{T}} + 1}.$$

Note that the difference between Φ_{ku} and U_{ku} is due to the sign of the chemical potential μ_u . Analogous expressions are true for d and s quarks.

When the density is high enough, $\mu \gg T$ the emissivity described above may not be the leading term anymore. A possible energy loss process is due to the beta quark decay $u + e^- \rightarrow d + \nu_e$ or $d \rightarrow e^- + u + \bar{\nu}_e$. The neutrino emissivity in this case is given by the well known Iwamoto formula [38]

$$Q_\nu = \frac{914}{315} G_f^2 \cos^2 \theta_c \mu_\mu \mu_d \mu_e \alpha_s T^6.$$

Here the Cabibbo angle θ_c is such that $\cos^2 \theta_c \sim 0.948$ and the condition of β equilibrium is

$$\mu_u = \mu_d + \mu_e, \quad \mu_s = \mu_d + \mu_e.$$

For high densities, the following approximation is valid

$$\mu_\mu = \mu_d, \quad \mu_e = 3^{\frac{1}{3}} Y_e^{\frac{1}{3}} \mu_u,$$

where the number Y_e for dense matter varies from $Y_e \sim 10^{-2}$ to $Y_e \sim 10^{-1}$. In these terms the emissivity is given by

$$Q_\nu = \frac{914}{315} G_F^2 \mu^3 Y_e^{\frac{1}{3}} \alpha_s T^6. \quad (4.26)$$

There are other neutrino processes for matter at high densities that can be effective for cooling, examples can be seen in the references [38]-[51] and [52]-[59].

It should be emphasized that the formula (4.26) does not assume that the CS phase takes place. In fact, there are phases of matter which are not represented as a quark-gluon plasma for which the emissivity may be strongly suppressed, examples are given in [59]. It will be assumed in the following that in the CS phase suppression also takes place.

4.2 An estimation of the emissivities

The study of the emissivity Q_ν given in (4.24) requires an estimation of the integrals (4.25). These integrals are all of the form

$$I_k = \frac{1}{m^{k+3}\pi^2} \int_0^\infty \frac{\epsilon^k p^2 dp}{1 + \exp(\frac{\epsilon-\mu}{T})},$$

where the chemical potential μ can take positive and negative values and $k = 2, 1, 0, -1$. As $\epsilon = \sqrt{p^2 + m^2}$ for relativistic particles, it follows that

$$p^2 dp = \epsilon \sqrt{\epsilon^2 - m^2} d\epsilon \sim \epsilon^2 \left(1 - \frac{m^2}{2\epsilon^2} - \frac{m^4}{8\epsilon^4} \right) d\epsilon.$$

The integrals under consideration are then given by

$$I_k = \frac{1}{m^{k+3}\pi^2} \int_m^\infty \frac{\epsilon^{k+1} \sqrt{\epsilon^2 - m^2} d\epsilon}{1 + \exp(\frac{\epsilon-\mu}{T})} \simeq \frac{1}{m^{k+3}\pi^2} \int_m^\infty \frac{\epsilon^{k+2} d\epsilon}{1 + \exp(\frac{\epsilon-\mu}{T})} \left(1 - \frac{m^2}{2\epsilon^2} - \frac{m^4}{8\epsilon^4} \right).$$

Consider first the case $k = 2$. The corresponding integral

$$I_2 \simeq \frac{1}{m^5\pi^2} \int_m^\infty \frac{\epsilon^4 d\epsilon}{1 + \exp(\frac{\epsilon-\mu}{T})} \left(1 - \frac{m^2}{2\epsilon^2} - \frac{m^4}{8\epsilon^4} \right),$$

can be found explicitly, the result is

$$\begin{aligned} I_2 \sim & \frac{-1}{m^5\pi^2} \left[24T^5 \text{Li}_5(-e^{\frac{\mu-m}{T}}) + 24T^4 m \text{Li}_4(-e^{\frac{\mu-m}{T}}) + 12T^3 m^2 \text{Li}_3(-e^{\frac{\mu-m}{T}}) + 4T^2 m^3 \text{Li}_2(-e^{\frac{\mu-m}{T}}) \right. \\ & \left. - Tm^4 \log(e^{\frac{\mu-m}{T}} + 1) \right] + \frac{1}{2m^3\pi^2} \left[2T^3 \text{Li}_3(-e^{\frac{\mu-m}{T}}) + 2T^2 m \text{Li}_2(-e^{\frac{\mu-m}{T}}) - Tm^2 \log(e^{\frac{\mu-m}{T}} + 1) \right] \\ & + \frac{1}{8\pi^2 m} [m - T \log(e^{\frac{\mu}{T}} + e^{\frac{m}{T}})]. \end{aligned} \quad (4.27)$$

Here the polylogarithm functions

$$\text{Li}_{1+s}(x) = \frac{1}{\Gamma(s+1)} \int_0^\infty \frac{xk^s dk}{e^k - x}, \quad (4.28)$$

have been introduced.

Unlike the previous case, the integrals corresponding to $k = 1, 0, -1$ are not explicit. For dealing with them, the following approximated scheme will be employed. Consider the case $k = 1$ namely

$$I_1 \simeq \frac{1}{m^4 \pi^2} \int_m^\infty \frac{\epsilon^3 d\epsilon}{1 + \exp(\frac{\epsilon - \mu}{T})} \left(1 - \frac{m^2}{2\epsilon^2} - \frac{m^4}{8\epsilon^4} \right).$$

The first two terms can be integrated explicitly but, to the best of our knowledge, there is no primitive for the last one. However, if one separates the last term and write the last expression as

$$I_1 \simeq \frac{1}{m^4 \pi^2} \int_m^\infty \frac{\epsilon^3 d\epsilon}{1 + \exp(\frac{\epsilon - \mu}{T})} \left(1 - \frac{m^2}{2\epsilon^2} \right) - \frac{1}{\pi^2} \int_m^\infty \frac{d\epsilon}{1 + \exp(\frac{\epsilon - \mu}{T})} \frac{1}{8\epsilon},$$

then, by further making the variable change $\epsilon = T \log \eta$ one obtains

$$I_1 \simeq \frac{1}{m^4 \pi^2} \int_m^\infty \frac{\epsilon^3 d\epsilon}{1 + \exp(\frac{\epsilon - \mu}{T})} \left(1 - \frac{m^2}{2\epsilon^2} \right) - \frac{e^{\frac{\mu}{T}}}{8\pi^2} \int_{e^{\frac{m}{T}}}^\infty \frac{d\eta}{\eta(e^{\frac{\mu}{T}} + \eta)} \frac{1}{\log \eta}.$$

The last integral can be successively be approximated by separating the cases $\mu < m$ or $\mu > m$. For instance, if $\mu < m$ the integrand can be expanded in terms of $e^{\frac{\mu}{T}}/\eta$ by use of geometric series, the result is

$$I_1 \simeq \frac{1}{m^4 \pi^2} \int_m^\infty \frac{\epsilon^3 d\epsilon}{1 + \exp(\frac{\epsilon - \mu}{T})} \left(1 - \frac{m^2}{2\epsilon^2} \right) - \frac{e^{\frac{\mu}{T}}}{8\pi^2} \int_{e^{\frac{m}{T}}}^\infty \frac{d\eta}{\eta^2 \log \eta} \left[1 - \frac{e^{\frac{\mu}{T}}}{\eta} + \frac{e^{\frac{2\mu}{T}}}{\eta^2} \right] \quad \text{for} \quad \mu < m.$$

In the other possible situation namely $\mu > m$ there are two η regions to consider, the first corresponds to $\epsilon < \mu$ and the second to $\epsilon > \mu$. In the first region the expansion parameter is $\eta/e^{\frac{\mu}{T}}$ and in the second $e^{\frac{\mu}{T}}/\eta$. The resulting integral is

$$I_1 \simeq \frac{1}{m^4 \pi^2} \int_m^\infty \frac{\epsilon^3 d\epsilon}{1 + \exp(\frac{\epsilon - \mu}{T})} \left(1 - \frac{m^2}{2\epsilon^2} \right) - \frac{e^{\frac{\mu}{T}}}{8\pi^2} \int_{e^{\frac{m}{T}}}^\infty \frac{d\eta}{\eta^2 \log \eta} \left[1 - \frac{e^{\frac{\mu}{T}}}{\eta} + \frac{e^{\frac{2\mu}{T}}}{\eta^2} \right] \\ - \frac{1}{8\pi^2} \int_{e^{\frac{m}{T}}}^{e^{\frac{\mu}{T}}} \frac{d\eta}{\eta \log \eta} \left[1 - \frac{\eta}{e^{\frac{\mu}{T}}} + \frac{\eta^2}{e^{\frac{2\mu}{T}}} \right], \quad \text{for}, \quad \mu > m.$$

The resulting integrals are explicit, the result is

$$I_1 \sim \frac{-1}{m^4 \pi^2} \left[6T^4 \text{Li}_4(-e^{\frac{\mu-m}{T}}) + 6T^3 m \text{Li}_3(-e^{\frac{\mu-m}{T}}) + 3T^2 m^2 \text{Li}_2(-e^{\frac{\mu-m}{T}}) - Tm^3 \log(e^{\frac{\mu-m}{T}} + 1) \right] \\ + \frac{1}{2m^2 \pi^2} \left[T^2 \text{Li}_2(-e^{\frac{\mu-m}{T}}) - Tm \log(e^{\frac{\mu-m}{T}} + 1) \right] + \frac{1}{8\pi^2} \left[e^{\frac{\mu}{T}} \text{Ei}\left(-\frac{m}{T}\right) - e^{\frac{2\mu}{T}} \text{Ei}\left(-\frac{2m}{T}\right) + e^{\frac{3\mu}{T}} \text{Ei}\left(-\frac{3m}{T}\right) \right], \quad (4.29)$$

for $\mu < m$ and

$$I_1 \sim \frac{-1}{m^4 \pi^2} \left[6T^4 \text{Li}_4(-e^{\frac{\mu-m}{T}}) + 6T^3 m \text{Li}_3(-e^{\frac{\mu-m}{T}}) + 3T^2 m^2 \text{Li}_2(-e^{\frac{\mu-m}{T}}) - Tm^3 \log(e^{\frac{\mu-m}{T}} + 1) \right] \\ + \frac{1}{2m^2 \pi^2} \left[T^2 \text{Li}_2(-e^{\frac{\mu-m}{T}}) - Tm \log(e^{\frac{\mu-m}{T}} + 1) \right] + \frac{1}{8\pi^2} \left[e^{\frac{\mu}{T}} \text{Ei}\left(-\frac{\mu}{T}\right) - e^{\frac{2\mu}{T}} \text{Ei}\left(-\frac{2\mu}{T}\right) + e^{\frac{3\mu}{T}} \text{Ei}\left(-\frac{3\mu}{T}\right) \right] \\ + \frac{1}{8\pi^2} \left[e^{-\frac{2\mu}{T}} \text{Ei}\left(\frac{2m}{T}\right) - e^{-\frac{\mu}{T}} \text{li}(e^{\frac{m}{T}}) + \log\left(\frac{m}{\mu}\right) - e^{-\frac{2\mu}{T}} \text{Ei}\left(\frac{2\mu}{T}\right) + e^{-\frac{\mu}{T}} \text{li}(e^{\frac{\mu}{T}}) \right], \quad (4.30)$$

for $\mu > m$. In the above expressions the exponential integral function

$$\text{Ei}(x) = - \int_{-x}^\infty \frac{e^{-t} dt}{t}, \quad (4.31)$$

and the logarithmic integral

$$\text{li}(x) = -\int_0^x \frac{dt}{\log t}, \quad \text{for } x < 1, \quad \text{li}(x) = -\text{PV} \int_0^x \frac{dt}{\log t}, \quad \text{for } x > 1. \quad (4.32)$$

were introduced. Here PV denotes the Cauchy principal value, and $x = 1$ is a singular value.

The remaining integrals $k = 0, -1$ can be approximated by exactly the same method. Without quoting the details, the result is

$$\begin{aligned} I_0 &\sim \frac{-1}{m^3\pi^2} \left[2T^3 \text{Li}_3(-e^{\frac{\mu-m}{T}}) + 2T^2 m \text{Li}_2(-e^{\frac{\mu-m}{T}}) - Tm^2 \log(e^{\frac{\mu-m}{T}} + 1) \right] + \frac{1}{2m\pi^2} [m - T \log(e^{\frac{\mu}{T}} + e^{\frac{m}{T}})] \\ &\quad - \frac{m}{8\pi^2 T} \left[e^{\frac{\mu}{T}} \text{Ei}\left(-\frac{m}{T}\right) - 2e^{\frac{2\mu}{T}} \text{Ei}\left(-\frac{2m}{T}\right) + 3e^{\frac{3\mu}{T}} \text{Ei}\left(-\frac{3m}{T}\right) \right] - \frac{1}{8\pi^2} \left[e^{\frac{\mu-m}{T}} - e^{\frac{2\mu-2m}{T}} + e^{\frac{3\mu-3m}{T}} \right], \quad (4.33) \\ I_{-1} &\sim \frac{-1}{m^2\pi^2} [T^2 \text{Li}_2(-e^{\frac{\mu-m}{T}}) - Tm \log(e^{\frac{\mu-m}{T}} + 1)] + \frac{1}{2\pi^2} \left[e^{\frac{\mu}{T}} \text{Ei}\left(-\frac{m}{T}\right) - e^{\frac{2\mu}{T}} \text{Ei}\left(-\frac{2m}{T}\right) + e^{\frac{3\mu}{T}} \text{Ei}\left(-\frac{3m}{T}\right) \right] \\ &\quad + \frac{m^2}{8T^2\pi^2} \left[\frac{e^{\frac{\mu}{T}}}{2} \text{Ei}\left(-\frac{m}{T}\right) - 2e^{\frac{2\mu}{T}} \text{Ei}\left(-\frac{2m}{T}\right) + \frac{9}{2} e^{\frac{3\mu}{T}} \text{Ei}\left(-\frac{3m}{T}\right) \right] + \frac{m}{8T\pi^2} \left[\frac{1}{2} e^{\frac{\mu-m}{T}} - e^{\frac{2\mu-2m}{T}} + \frac{3}{2} e^{\frac{3\mu-3m}{T}} \right] \\ &\quad + \frac{1}{16\pi^2} \left[-e^{\frac{\mu-m}{T}} + e^{\frac{2\mu-2m}{T}} - e^{\frac{3\mu-3m}{T}} \right], \quad (4.34) \end{aligned}$$

for $\mu < m$ and

$$\begin{aligned} I_0 &\sim \frac{-1}{m^3\pi^2} \left[2T^3 \text{Li}_3(-e^{\frac{\mu-m}{T}}) + 2T^2 m \text{Li}_2(-e^{\frac{\mu-m}{T}}) - Tm^2 \log(e^{\frac{\mu-m}{T}} + 1) \right] + \frac{1}{2m\pi^2} [m - T \log(1 + e^{\frac{m-\mu}{T}})] \\ &\quad - \frac{m}{8\pi^2 T} \left[e^{\frac{\mu}{T}} \text{Ei}\left(-\frac{\mu}{T}\right) - 2e^{\frac{2\mu}{T}} \text{Ei}\left(-\frac{2\mu}{T}\right) + 3e^{\frac{3\mu}{T}} \text{Ei}\left(-\frac{3\mu}{T}\right) \right] + \frac{m}{8\pi^2 T} \left[2e^{-\frac{2\mu}{T}} \text{Ei}\left(\frac{2m}{T}\right) \right. \\ &\quad \left. - 2e^{-\frac{2\mu}{T}} \text{Ei}\left(\frac{2\mu}{T}\right) + e^{-\frac{\mu}{T}} \text{li}(e^{\frac{\mu}{T}}) - e^{-\frac{\mu}{T}} \text{li}(e^{\frac{m}{T}}) \right] + \frac{1}{8\pi^2} [1 - e^{\frac{m-\mu}{T}} + e^{\frac{2m-2\mu}{T}}], \quad (4.35) \\ I_{-1} &\sim \frac{-1}{m^2\pi^2} [T^2 \text{Li}_2(-e^{\frac{\mu-m}{T}}) - Tm \log(e^{\frac{\mu-m}{T}} + 1)] + \frac{1}{2\pi^2} \left[e^{\frac{\mu}{T}} \text{Ei}\left(-\frac{\mu}{T}\right) - e^{\frac{2\mu}{T}} \text{Ei}\left(-\frac{2\mu}{T}\right) + e^{\frac{3\mu}{T}} \text{Ei}\left(-\frac{3\mu}{T}\right) \right] \\ &\quad + \frac{m^2}{8T^2\pi^2} \left[\frac{e^{\frac{\mu}{T}}}{2} \text{Ei}\left(-\frac{\mu}{T}\right) - 2e^{\frac{2\mu}{T}} \text{Ei}\left(-\frac{2\mu}{T}\right) + \frac{9}{2} e^{\frac{3\mu}{T}} \text{Ei}\left(-\frac{3\mu}{T}\right) \right] + \frac{1}{2\pi^2} \left[e^{-\frac{2\mu}{T}} \text{Ei}\left(\frac{2m}{T}\right) - e^{-\frac{\mu}{T}} \text{li}(e^{\frac{m}{T}}) \right. \\ &\quad \left. + \log\left(\frac{m}{\mu}\right) - e^{-\frac{2\mu}{T}} \text{Ei}\left(\frac{2\mu}{T}\right) + e^{-\frac{\mu}{T}} \text{li}(e^{\frac{\mu}{T}}) \right] + \frac{m^2}{8\pi^2 T^2} \left[-2e^{-\frac{2\mu}{T}} \text{Ei}\left(\frac{2\mu}{T}\right) + 2e^{-\frac{2\mu}{T}} \text{Ei}\left(\frac{2m}{T}\right) + \frac{e^{-\frac{\mu}{T}}}{2} \text{li}(e^{\frac{\mu}{T}}) \right. \\ &\quad \left. - \frac{e^{-\frac{\mu}{T}}}{2} \text{li}(e^{\frac{m}{T}}) \right] + \frac{3m^2}{16\pi^2 T\mu\pi^2} - \frac{1}{16\pi^2} (1 - e^{\frac{m-\mu}{T}} + e^{\frac{2m-2\mu}{T}}) + \frac{m}{16\pi^2 T} (e^{\frac{m-\mu}{T}} - 2e^{\frac{2m-2\mu}{T}}). \quad (4.36) \end{aligned}$$

for $\mu > m$. In these terms the emissivities (4.24) can be calculated by identifying Φ_k with I_k with $\mu < 0 < m$ and U_k with one of the I_k depending if $\mu > m$ or $\mu < m$.

The formulas (4.27)-(4.36) are approximated to a given order. However the massless limit $m \rightarrow 0$ is exact. In the massless regime the emissivities (4.24) are given by

$$Q \sim \frac{32G_f^2 T^9}{\pi^5} A_{u+}^2 [\text{Li}_5(-e^{\frac{\mu}{T}}) \text{Li}_4(-e^{-\frac{\mu}{T}}) + \text{Li}_5(-e^{-\frac{\mu}{T}}) \text{Li}_4(-e^{\frac{\mu}{T}})]. \quad (4.37)$$

As the figure 1 shows, this function is bell shaped and has values that run from 10^{-5} MeV⁵ to $8 \cdot 10^{-6}$ MeV⁵ for $T \sim 100$ MeV and $0 < \mu < 10$ T. The units of the figures are all MeV⁵. In addition, for

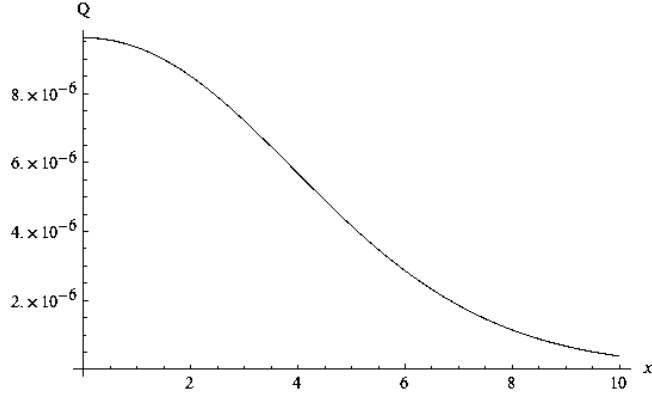


Figure 1: The massless limit of Q as a function of $x = \mu/T$ for $T = 100$ MeV. The units in all the figures are MeV^5 .

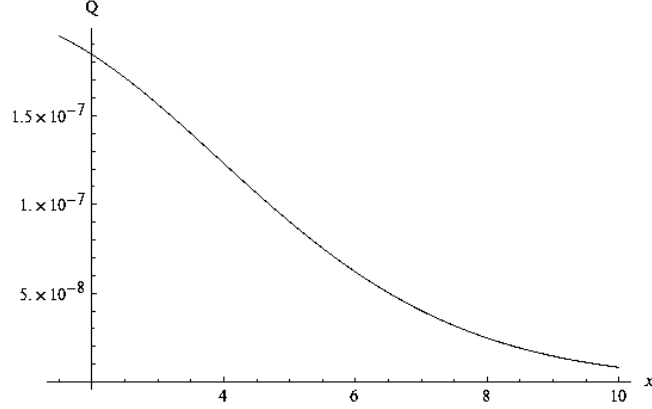


Figure 2: The values of Q for $m \sim m_u$ and $T = 100$ MeV as a function of $x = \mu/T$.

$\mu \rightarrow \infty$ and T fixed, the emissivity goes to zero. This makes sense, as the excess of particles over anti-particles

$$n_q - n_{\bar{q}} \sim \frac{\mu}{T} \left[1 + \frac{\mu^2}{\pi^2 T^2} \right],$$

is very large in this limit, so annihilation is likely to be suppressed. It is interesting to analyse how the emissivity varies as a function of the quark mass m . It is not clear at first sight if the emissivity would grow or decay when m increases, since the density of heavier particles is suppressed by a Fermi-Dirac factor but its decay rate seems to increase with the mass. At the end, it is expected that $Q \rightarrow 0$ when $m \rightarrow \infty$, as such a massive quark is likely to decay fast but is strongly suppressed by thermodynamics. The exponential integral $\text{Ei}(-x)$ is such that $\text{Ei}(-x) \rightarrow \infty$ when $x \rightarrow 0$. However, $x^\alpha \text{Ei}(-x) \rightarrow 0$ in this limit. In addition $x^\alpha \text{Ei}(-x) \rightarrow 0$ when $x \rightarrow \infty$ and $\alpha \geq 1$. The same result is true for the logarithm or polylogarithm terms appearing in (4.29)-(4.36). By use of these facts, one may obtain that

$$\lim_{m \rightarrow \infty} Q(m, \mu, T) \rightarrow 0.$$

This is the expected result. On the other hand, there is an essential singularity when $\mu \rightarrow \infty$ and

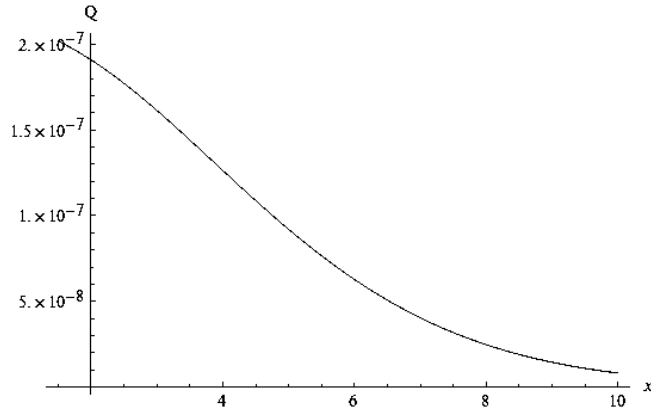


Figure 3: The values of Q for $m \sim m_s$ and $T = 100$ MeV as a function of $x = \mu/T$.

$m \rightarrow \infty$, since the behaviour of Q depends on the curve $(m(t), \mu(t))$ chosen for taking the limit.

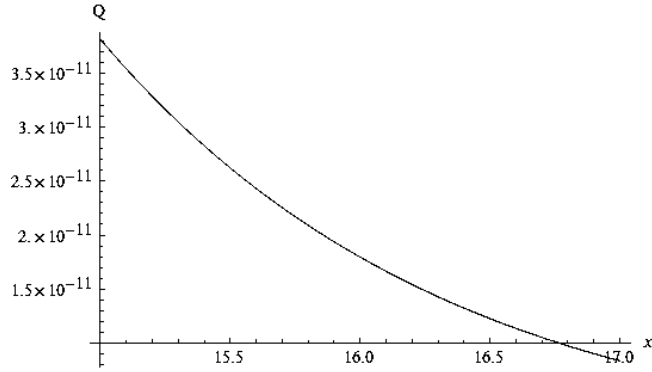


Figure 4: The values of Q for a very massive quark with mass $m \sim 10m_s$ and $T = 100$ MeV as a function of $x = \mu/T$ in the range $15 < x < 20$. Its values are never negative.

The conclusion given above related to the asymptotic behaviour of Q with respect to the mass does not give relevant information for moderate values of m such as $m \sim T$ or $m \sim m_u \sim m_d$. These moderate values are the ones relevant for the present work. In order to understand the behaviour of emissivity for these mass values, a numerical estimation is in order. We have plotted with Mathematica the emissivity in several regimes. We collect here some relevant cases for illustrative purposes. Figure 2 shows that for a light quark with mass m_u the emissivity is not considerably deviated from the massless case of figure 1. Figure 3 shows that for a quark of mass $m_s \sim T$ the deviation is also not very significant. We have plotted the emissivities for other temperatures and we have found a similar behaviour. A significant variation appears when the quark mass m is considerably larger than the temperature T , as figure 4 shows. In this case the emissivity gets significantly suppressed. Our results suggest that the emissivities for particles with masses below or of the order of the temperature T are more or less similar, but when the mass $m \gg T$ then Q starts to decrease considerably. The emissivities plotted above are all related to the case $\mu > m$, but in the other regime a similar conclusion applies. For this reason, for the present problem in consideration, the massless emissivity

will be considered. In other words, the emissivity will be given by

$$Q \sim \frac{96G_f^2 T^9}{\pi^5} F\left(\frac{\mu}{T}\right), \quad (4.38)$$

with $F(x)$ a function taking values between 1 and 0.1 when $0 < x < 10$.

5. Description of the evolution of the bubble

5.1 The evolution of an small nugget

Once the emissivity has been found, the next step is to describe qualitatively the evolution of the nugget. This can be achieved by use of baryon number conservation (3.22) together with the equations of motion (3.16)-(3.17). These equations are written again below for convenience

$$B = 2NgR^2T^2 \left[\frac{\pi^2}{6} + \frac{1}{2} \left(\frac{\mu}{T} \right)^2 - \frac{\pi^2}{12} e^{-\frac{\mu}{T}} \right] + \frac{2\pi g R^3 T^3}{9} \frac{\mu}{T} \left[1 + \frac{1}{\pi^2} \left(\frac{\mu}{T} \right)^2 \right] = \frac{Ng\pi^2}{3} R_0^2 T_0^2, \quad (5.39)$$

$$\begin{aligned} \frac{d}{dt} \left[8\pi R^2 \sigma + \frac{2}{3} \frac{4\pi R^3}{3} \frac{7\pi^2 g T^4}{8 \cdot 30} \left(1 + \frac{30\mu^2}{7\pi^2 T^2} + \frac{15\mu^4}{7\pi^4 T^4} \right) + \frac{4\pi R^3}{3} \frac{7\pi^2 g T_e^4}{8 \cdot 90} + \frac{8\pi R^3}{3} E_B \Theta(\mu - \mu_1) \left(1 - \frac{\mu_1^2}{\mu^2} \right) \right] \\ + \frac{4\pi R^3}{3} \frac{d}{dt} \left[\frac{7\pi^2 g T^4}{8 \cdot 90} \left(1 + \frac{30\mu^2}{7\pi^2 T^2} + \frac{15\mu^4}{7\pi^4 T^4} \right) + E_B \Theta(\mu - \mu_1) \left(1 - \frac{\mu_1^2}{\mu^2} \right) \right] + \frac{4\pi}{3} R^3 Q_\nu = 0, \end{aligned} \quad (5.40)$$

$$\begin{aligned} \left[4\pi \sigma R^2 + \frac{4\pi R^3}{3} \frac{7\pi^2 g T^4}{8 \cdot 30} \left(1 + \frac{30\mu^2}{7\pi^2 T^2} + \frac{15\mu^4}{7\pi^4 T^4} \right) + \frac{4\pi R^3}{3} E_B \Theta(\mu - \mu_1) \left(1 - \frac{\mu_1^2}{\mu^2} \right) \right] \ddot{R} + \frac{4\pi}{3} R^3 Q_\nu \\ = -8\pi \sigma R + 4\pi R^2 \frac{7\pi^2 g T^4}{8 \cdot 90} \left(1 + \frac{30\mu^2}{7\pi^2 T^2} + \frac{15\mu^4}{7\pi^4 T^4} \right) - 4\pi R^2 E_B \Theta(\mu - \mu_1) \left(1 - \frac{\mu_1^2}{\mu^2} \right) - 4\pi R^2 \frac{7\pi^2 g T_e^4}{8 \cdot 90} + F_\eta. \end{aligned} \quad (5.41)$$

As discussed in section 2, the initial radius is assumed to be of order $R_0 \sim 1$ cm. In addition, the small choice $N \sim 1 - 10$ in (5.39) will be employed. This corresponds to a baryon number $B \sim 10^{28} - 10^{29}$ for the object. For radius $R < 1$ cm and temperatures $T < 100$ MeV the terms proportional to σR predominate over the ones proportional to $R^2 T^4$, and the emissivity Q_ν is even smaller. The difference becomes more accentuated as the radius or the temperature decreases. This means that the surface tension σ plays a major role in contracting the object initially. This situation, as discussed below, is reversed when the chemical potential reaches values $\mu \gg T$.

If initially the chemical potential $\mu = 0$, then the term proportional to R^3 in (5.39) vanishes. However, by taking into account that $T_0 \sim 100$ MeV it is seen that $R_0 T_0 \sim 10^{13}$. This suggests that the volume term in (5.39), which is proportional to $R^3 T^2 \mu$ may quickly starts to predominate over the surface term proportional to $R^2 T^2$, even when $\mu \ll T$. This follows from the fact that $N \sim 1 - 10$ is considerably smaller than $R_0 T_0 \sim 10^{13}$. Now, in the regime $\mu \ll T$ it may be assumed in (5.40) that

$$1 + \frac{30\mu^2}{7\pi^2 T^2} + \frac{15\mu^4}{7\pi^4 T^4} \sim 1. \quad (5.42)$$

This does not mean that the time derivatives of these quantities are small, since even a small function may have a large slope at some point. But if it is supposed that the slope is moderate then equation (5.40) implies that

$$\frac{28\pi^3 g T^3}{270} \dot{T} + \frac{4\pi}{3} Q_\nu \geq 0.$$

This follows from the fact that the first term in (5.40) is assumed to be negative. This is justified because the term proportional σ is large in comparison with the other components of the pressure,

for a radius smaller than a centimeter. Thus it may be assumed safely that the bubble is initially contracting and perhaps cooling, which means that the derivatives of all these terms are all negative. By use of (4.37) and the numerical values of the emissivity found in the previous section, the last equation integrates approximately to

$$T \geq \frac{T_0}{\left[1 + 10^{10} \left(\frac{t}{s}\right)\right]^{\frac{1}{5}}}.$$

Here the functional form (4.38) and the value $G_f \sim 10^{-5} \text{GeV}^{-2}$ were taken into account, and the chemical potential μ in (4.37) was set to zero for simplicity.

The last formula shows that, for the temperature to lower down to $T = T_0/3$, at least a time $t \sim 10^{-9} \text{s}$ is required, irrespective to the initial temperature value T_0 . As R decreases, this value may be larger. It will assume here that in the period up to $t \sim 10^{-9} \text{s}$ the variation of temperature is negligible. Note that the external temperature (3.14) will be also constant for such short time period. For larger periods, a considerable cooling may appear due to the neutrino emission.

The line of reasoning of the previous paragraph may not be true when $\mu \gg T$, as (5.42) would not be valid, and the presence of large derivatives of μ may slow down the cooling. However, it is likely that for a time of $t \sim 10^{-4} \text{s}$, which is five orders of magnitude larger than $t \sim 10^{-9} \text{s}$, the temperature will be of the order $T_0/3$ or smaller. This, as will be discussed below, will imply that the object falls in the CFL phase [25]-[26].

As the previous approximation assumes that $\mu \ll T$, then (5.39) imply that

$$R^3 \mu^2 T = 3\pi^4 R_0^2 T_0^2,$$

where a surface term was neglected. This suggest that the regime $\mu \sim T$ is achieved for some radius R_1 and some temperature and chemical potential $\mu_1 \simeq T_1$ such that

$$R_1 T_1 \sim (R_0 T_0)^{\frac{2}{3}}.$$

Since initially $R_0 T_0 \sim 10^{13}$, it is seen that now $R_1 \mu_1 \sim 10^{10}$. If the temperature is not significantly changed, then this implies that there is a violent contraction to $R_1 \sim 10^{-2} - 10^{-3} \text{cm}$ and the chemical potential reaches the value $\mu \sim 100 \text{ MeV}$. In order to check that the temperature remains almost constant note that, at initial stages, the dominant term in the right hand side of (5.41) is the one proportional to the surface tension σ . In particular, it dominates over the emissivity, whose maximum value corresponds to $T \sim 100 \text{ MeV}$ and $R \sim 1 \text{ cm}$. If all the non relevant terms are neglected in (5.41), the equation simplifies to a Newtons law of the form

$$R^2 \ddot{R} \sim -2R.$$

The solution of this is

$$\frac{\sqrt{\pi} R_0}{2} \text{Erf}\left(\sqrt{\log \frac{R_0}{R}}\right) \sim t.$$

Here $\text{Erf}(x)$ is the error function. For a contraction of $R = 10^{-3} R_0$, this solutions shows that $t \sim 10^{-10} \text{s}$. However, these arguments have a problem, as the velocity of the wall is given by

$$\dot{R}^2 = -4 \log \frac{R}{R_0}.$$

If this expression is taken literally into account, the contraction velocity reaches a superluminal value $\dot{R}^2 > 1$ at some point. This suggest the the bubble surface may reach velocities close to light, and the non relativistic approximation employed here is not valid. However, assume that the bubble wall

moves with light velocity. Then, it makes around 10^9 m per second, which means that it travels a distance of the order of centimeter in a time around $t \sim 10^{-11}$ s. Thus, the contraction from R_0 to $R = 10^{-3}R_0$ may occur in a time of the order $t \sim 10^{-9} - 10^{-11}$ s. In this period μ reaches the value $\mu \sim T_0$ and, as the process seems to be very quick, no significant cooling takes place during this contraction. Thus, at the end $\mu \sim T_0 \sim 100$ MeV.

Once the chemical potential reaches the value $\mu \sim 100$ MeV, there is a further period of contraction in which the chemical potential still grows. In fact, for $\mu \gg T_0$, the conservation of baryon number (5.39) gives that

$$\mu \sim \frac{2(R_0 T_0)^{\frac{2}{3}}}{R}. \quad (5.43)$$

The last formula shows that $\mu = \mu(R)$, and it is independent on the value of T . On the other hand, the right side of (5.41) can be approximated as

$$\begin{aligned} \Delta P = & -8\pi\sigma R + 4\pi R^2 \frac{7}{8} \frac{\pi^2 g T^4}{90} \left(1 + \frac{30\mu^2}{7\pi^2 T^2} + \frac{15\mu^4}{7\pi^4 T^4} \right) - 4\pi R^2 E_B \Theta(\mu - \mu_1) \left(1 - \frac{\mu_1^2}{\mu^2} \right) \\ & - 4\pi R^2 \frac{7}{8} \frac{\pi^2 g T_e^4}{90} + F_\eta \sim -8\pi\sigma R + \frac{2^4}{12\pi} \frac{g (R_0 T_0)^{\frac{8}{3}}}{R^2}. \end{aligned}$$

In making this approximation, the term proportional to μ^4/T^4 was assumed to be leading, and the formula (5.43) was employed for replacing μ as a function of R . The term μ^4/T^4 clearly is larger than μ^2/T^2 and larger than one. The terms proportional to $E_B \sim (150 \text{ MeV})^4$ and to T_e are also small in comparison with μ^4/T^4 , for $\mu \gg 100$ MeV and for a radius smaller than a centimeter. Now, if the object is assumed to enter in the CFL phase, the neutrino emissivity may be neglected. The equilibrium position R_e is then the zero of the last expression and, with the present choice of parameters, is given by

$$R_e \sim 4 \cdot 10^{-6} \text{ cm}.$$

A further comment about this magnitude is in order. The surface tension of the domain wall is $\sigma \sim 10^{20} \text{ MeV}^3$. However, for small bubbles, a radial dependence $\sigma = \sigma(R)$ may appear. In obtaining this number, we have assumed that $\sigma \sim 10^{19} \text{ MeV}^3$, that is an order of magnitude less than the original value. This difference does not change significantly the equilibrium radius R_e , it simply corrects it by a factor of two.

The chemical potential μ that follows from (5.43) is indeed very large, $\mu > 500$ MeV. It is also consistent with [13] when chemical potential indeed assumes the value well above 400 MeV during a time scale of the order 10^{-4} s. Thus the hypothesis that the emissivity can be safely omitted seems reasonable. It is seen from (3.12) that, at the end of the evolution, $M \sim 10^{32} \text{ MeV}$. The baryon number is $B \sim 10^{29}$. This leads to an energy per baryon $M/B \sim \text{GeV}$, which is of the order of a typical nucleon m_N formed during that epoch. This is a condition for warrant the stability of the object [2].

At the ending stages described above, the nugget makes oscillations around the equilibrium position R_e . The linealization of (5.41) around R_e gives

$$\delta \ddot{R} + \frac{2}{\tau} \delta \dot{R} + \omega^2 \delta R = 0.$$

This equation corresponds to exponentially damped oscillator with characteristic time scale τ and frequency ω^2 which, in this case, are given by

$$\tau \sim \frac{10\pi\sigma R_e}{3\eta}, \quad \omega^2 \sim \frac{18}{5R_e^2}. \quad (5.44)$$

With the values employed in this section, it follows that $\tau \sim 10^{-4} - 10^{-3}$ s and $\omega\tau \sim 10^{13} \sim m_\pi/m_a$. This implies that the external temperature T_e in (3.14) is close to $T_e \sim T_0/\sqrt{10} \sim T_0/3$. Thus, it is

plausible that the external temperature when the object is formed is close to the value $T \sim 41$ MeV, a number that have several interesting phenomenological consequences.

It is important to remark that value of R_e obtained here is two or three orders of magnitude smaller than the one obtained in [7], but the value of σ employed here is two or three orders of magnitude larger. This implies that the time of formation τ is approximately the same of that reference. The value of η was calculated by assuming baryon number equal to zero, but of course a more precise knowledge of this coefficient is desirable.

5.2 A comment about axion emission

The evolution considered in the previous subsections does not take into account that a contracting axion wall should emit axions [60]-[61]. The axion emission may play a role analogous to neutrino emissivity. For a wall with tension σ alone, the equations of motion resulting by considering its interaction with the axion primordial soup would be

$$\frac{d\sigma R^2}{dt} = -\tilde{\rho}_a(t)R^2,$$

with

$$\tilde{\rho}_a(t) = 10^{-9} m_\pi^2 f_\pi^2 \left(\frac{10^{-4} \text{seg}}{t} \right)^{\frac{3}{2}} \frac{v}{10^{10} \text{GeV}}. \quad (5.45)$$

This equation would be right for an empty bubble, but in the present work the bubble is in addition emitting neutrinos and entering into the color-flavor locked phase. It is important to compare the effect of a term $\rho_a(t)R^2$ with the neutrino emissivity. Here the density $\rho_a(t)$ is not identified with (5.45) and parameterize our ignorance about the details of the emission. By taking into account (4.38), it follows that for $R \sim 1$ m the inequality

$$\rho_a R^2 > \frac{4\pi R^3}{3} Q_\nu,$$

is satisfied for $\rho_a \geq 10^6 \tilde{\rho}_a$, which is an enormous density. Only at $R \sim 10^{-6}$ cm and at density (5.45) the axion emission is comparable with the emissivity but, at these stages, the pressure terms are already more important than both emission terms. For this reason these terms were neglected in the dynamics, as it may complicate the analysis qualitatively, without giving a noticeable quantitative deviation. Note that the axion quark nuggets are a small fraction of the domain wall percolated system of the early universe [23], and do not contribute considerably to axion emission issues considered in [60]-[61].

6. A further approximation

In the previous section, it was assumed that the internal temperature of the quark nugget T_i may differ from the external one T_e . But after employing the assumed approximations, it was found that a large part of the bubble evolution takes place at almost constant temperature. At these stages of the universe evolution however, the density of the surrounding electrons, positrons, baryons, photons is very high. It is likely that the corresponding time scale for the thermal equilibration is much shorter than the neutrino-induced cooling. Thus, the internal temperature of the object and universe temperature can be matched at these epochs. This is until the temperature drops below the Big Bang Nucleosynthesis era. At these times, if the object falls into the Colour-Superconducting phase, it is expected the neutrino emissivity to drop. It is likely that only at those stages the object has its own temperature, independent on the environment one.

If the matching of temperatures is assumed to hold, then the equations (2.5)-(2.6) has to be modified. If one assumes that the internal temperature is equal to the external one, then one of these

equations or a combination of them has to be deleted. The energy balance equation (2.5) is likely to include terms related to the baryons and the universe expansion, and will give the final result that $T_i = T_e$. Thus, this equation will be ignored, as it is not properly including the effect of the external fluxes. The Newton type equation (2.6) will be kept, and will be written in the following form

$$\begin{aligned} & \frac{d}{dt} \left\{ \left[4\pi\sigma R^2 + \frac{4\pi R^3}{3} \frac{7\pi^2 g T^4}{8 \cdot 30} \left(1 + \frac{30\mu^2}{7\pi^2 T^2} + \frac{15\mu^4}{7\pi^4 T^4} \right) + \frac{4\pi R^3}{3} E_B \Theta(\mu - \mu_1) \left(1 - \frac{\mu_1^2}{\mu^2} \right) \right] \dot{R} \right\} + \frac{4\pi}{3} R^3 Q_\nu \\ &= -8\pi\sigma R + 4\pi R^2 \frac{7\pi^2 g T^4}{8 \cdot 90} \left(1 + \frac{30\mu^2}{7\pi^2 T^2} + \frac{15\mu^4}{7\pi^4 T^4} \right) - 4\pi R^2 E_B \Theta(\mu - \mu_1) \left(1 - \frac{\mu_1^2}{\mu^2} \right) - 4\pi R^2 \frac{7\pi^2 g T_e^4}{8 \cdot 90} + F_\eta. \end{aligned}$$

By expanding the derivatives properly, it leads to the expression

$$\begin{aligned} & \left[4\pi\sigma + \frac{2^4 g}{12\pi} \frac{(R_0 T_0)^{\frac{8}{3}}}{R^3} + \frac{4\pi R}{3} E_B \Theta(\mu - \mu_1) \left(1 - \frac{\mu_1^2 R^2}{4(R_0 T_0)^{\frac{4}{3}}} \right) \right] \ddot{R} + \left[8\pi\sigma - \frac{2^4 g}{12\pi} \frac{(R_0 T_0)^{\frac{8}{3}}}{R^3} \right. \\ &+ \left(4\pi R E_B \Theta(\mu - \mu_1) + \frac{8\pi R (R_0 T_0)^{\frac{2}{3}} E_B}{3} \delta(\mu - \mu_1) \right) \left(1 - \frac{\mu_1^2 R^2}{4(R_0 T_0)^{\frac{4}{3}}} \right) - \frac{4\pi R^3 \mu_1^2 E_B}{3(R_0 T_0)^{\frac{4}{3}}} \Theta(\mu - \mu_1) \left. \right] \frac{\dot{R}^2}{R} \\ &+ \frac{4\pi}{3} R Q_\nu = -\frac{8\pi\sigma}{R} + \frac{2^4 g}{12\pi} \frac{(R_0 T_0)^{\frac{8}{3}}}{R^4} - 4\pi E_B \Theta(\mu - \mu_1) \left(1 - \frac{\mu_1^2 R^2}{4(R_0 T_0)^{\frac{4}{3}}} \right) + F_\eta. \end{aligned}$$

The linealization of this equation gives essentially the same numbers as (5.44). Thus, the size of the object and the time of formation is not considerably changed by the matching of the internal and external temperature.

A final comment about the linealization is in order. The full non linear equation described above, and the one in the previous section, contain scales with very different magnitude orders. For instance, by use the numbers obtained in the present work, the previous equation may be expressed in dimensionless form as

$$m^2 \left[1 + \frac{1}{10^{26} x^3} \right] \ddot{x} + m^2 \left[2 - \frac{1}{10^{26} x^3} \right] \frac{\dot{x}^2}{x} + 30x = -\frac{2}{x} + \frac{10^{-26}}{x^4} - 2.10^{-15} \frac{m\dot{x}}{x}, \quad (6.46)$$

with m denoting a meter and $x = Rm^{-1}$. This shows the different scales that are involved in the problem. The behavior of this type of equations were considered numerically in [1]. The type of equations considered in that reference are of the form

$$\sigma(R) \ddot{R} = -\frac{2\sigma(R)}{R} - \frac{\sigma \dot{R}^2}{R} - 4\eta \frac{\dot{R}}{R} + \alpha T^4 \left[\beta + \gamma \left(\frac{R_0}{R} \right)^2 + \frac{1}{72} \left(\frac{R_0}{R} \right)^4 \right].$$

Here α , β and γ are constants, which may have very different orders of magnitude. The equation (6.46) is of this type, as the right hand side contain terms that goes as R^{-2} and R^{-4} and to \dot{R}/R . It is difficult to see the oscillations numerically due to the discrepant scales involved, but they have been seen in [7] by properly scaling some parameters of the models. These numerical studies support the linealization procedure described in (5.44), at least at qualitative level.

7. Viability of axion nuggets as dark matter candidates

In the present work, the formation of axion quark nuggets and their possible evolution was analysed, but taking into account a large emission of neutrinos inside the object. As a result, the final radius of the object is smaller than the one predicted in [5]. However, the analysis done here employs a smaller axion mass and the time of formation of the object remains basically the same as in [1]. The universe

external temperature at the formation time is around $T_f \sim 41$ MeV. The importance of this value is the following [2]. The baryon to photon density that is currently available is

$$\eta \sim \frac{n_B - \bar{n}_B}{n_\gamma} \sim 6 \cdot 10^{-10}.$$

This value can be estimated as $\eta \sim T_{eq}/m_N$ between the temperature $T_{eq} \sim 1$ eV of equilibrium between radiation and matter. Here m_N is a typical nucleon mass, which, in order to reproduce the observations, should be $m_N \sim 1$ GeV. On the other hand, at the time of formation $n_B - \bar{n}_B \sim n_B \sim e^{-\frac{m_N}{T_f}}$. The value $T_f \sim 41$ MeV is the one consistent with the measurements of the parameter $\eta \sim 6 \cdot 10^{-10}$. For this reason, the possibility that these objects are a considerable fraction of dark matter and may contain a large number of anti-baryon number, consistent with the measured baryon-anti baryon asymmetry, remains plausible.

There are several consistency checks that these objects should fulfill in order to classify as cold dark matter candidates [1]-[14]. It is important to see if these conditions are satisfied by the objects described in the present work.

The axion quark nuggets are long lived

The first condition is that these objects should be long lived. By assuming a geometric cross section, the total number of collisions between ordinary hadrons and axion quark nuggets is given by

$$\frac{dW}{dt} = 4\pi R^2 n_B v, \quad n_B \sim \frac{0.15 \rho_{dm}}{\text{GeV}}.$$

From here it follows that the annihilation of baryon charge until the present time is

$$\Delta B = \frac{1}{H} \frac{dW}{dt}.$$

By employing a age of the universe of the order $t_u \sim 10^{17}$ s, a typical hadron velocity $v \sim 10^{-3}$ and the formation size of the object $R_e \sim 10^{-5}$ cm, it follows that $\Delta B \sim 10^{17}$, which is a value less than the value $B \sim 10^{28} - 10^{29}$ employed here. For larger values of R_e and B , the same conclusion holds. Thus, these objects have a life time larger than the universe age.

The energy density contribution of the nuggets

Another important aspect is the ratio between the energy density contribution of quark nuggets and ordinary baryons [3]. If one assumes that these nuggets are the most important component of dark matter, then the excess of anti-baryons is hidden inside these compact objects and is of the order of the baryon excess

$$\bar{n}_{dm} - n_{dm} = \frac{1}{B} (n_B - \bar{n}_B) \sim \frac{n_B}{B}.$$

By assuming that the excess of anti-nuggets is of the same order than the number of nuggets and anti-nuggets, one has then that $n_{dm} + \bar{n}_{dm} = C(\bar{n}_{dm} - n_{dm})$ with $C \geq 1$. This, combined with the previous relation, gives that

$$\frac{\bar{n}_{dm} + n_{dm}}{n_B} = \frac{C(\bar{n}_{dm} - n_{dm})}{n_B} = \frac{C}{B}.$$

In these terms it follows that

$$\frac{\Omega_{dm}}{\Omega_B} \sim \frac{m_{qn}(\bar{n}_{dm} + n_{dm})}{m_N n_B} \sim \frac{C m_{qn}}{B m_N}. \quad (7.47)$$

By taking into account that $m_{\text{qn}} \sim Bm_N$, one has that $\Omega_{\text{dm}} \geq \Omega_B$, within a magnitude order. This is an interesting feature, since this relation is difficult to establish for models of dark matter not related to ordinary quark or baryon degrees of freedom [3].

The interaction with photons

It should be emphasized that the axion quark nuggets do interact with photons [6]. However, this does not pose a problem for being cold dark matter candidates if the mean free time for a photon to encounter a nugget is larger than the age of the universe. The mean free time for photons to collide with a nugget is given by $t_h = (n_B \sigma)^{-1}$, where the cross section σ is assumed to be the geometric one $\sigma = 4\pi R_e^2$. A convenient way to estimate t_h is to consider the mean free path for a photon before colliding with a baryon. This is given by [16]

$$t_b = \frac{1}{x_e n_B \sigma_T} \sim 3.9 \cdot 10^{18} \frac{a^3}{\Omega_B h^2} s,$$

with x_e the fraction of ionised particles and σ_T the Thompson cross section for baryons. Thus

$$t_h \sim \frac{\sigma_T}{4\pi R^2} \frac{n_B}{n_{\text{dm}}} 3.9 \cdot 10^{18} \frac{a^3}{\Omega_B h^2} s.$$

This can be expressed in terms of $\Omega_{\text{dm}} h^2$ by use of (7.47) as follows

$$t_h \sim \frac{\sigma_T}{4\pi R^2} 3.9 \cdot 10^{18} \frac{a^3}{\Omega_{\text{dm}} h^2} s \frac{m_{\text{dm}}}{m_N}.$$

On the other hand, at the time of matter radiation equality

$$a_{eq} \sim \frac{4.15 \cdot 10^{-5}}{\Omega_m h^2} \sim 3.5 \cdot 10^{-4}, \quad T_{eq} \sim 5.7 \Omega_m h^2 \text{eV} \sim 0.73 \text{eV},$$

where the estimation $\Omega_m h^2 \sim 0.128$ has been employed. As $a \sim T^{-1}$ it follows that

$$a \sim \frac{2.55 \text{ eV}}{T} 10^{-4}.$$

By taking into account that $\sigma_T \sim 2.4\pi m_N^{-2}$, that $R_e \sim 10^{-5}$ cm and that $m_{\text{dm}} \sim m_N B$, it follows that

$$t_h \sim \frac{10^{17}}{\Omega_{\text{dm}} h^2} \left(\frac{2.55 \text{ eV}}{T} \right)^3 s.$$

Here the value $B \sim 10^{29}$ was employed, which corresponds to $R_e \sim 10^{-5}$ cm. This time is larger than the Hubble time

$$H^{-1} \sim 1.13 \cdot 10^{12} \left(\frac{\text{eV}}{T} \right)^{\frac{3}{2}} \frac{s}{\sqrt{\Omega h^2}},$$

thus the axion quark nuggets may be considered components of cold dark matter even when they strongly interact with light. In other words, it takes really a long time for a photon for reaching the compact object.

Energy injection of axion quark nugget

Consider the universe at temperatures of the order $T > 2m_e \sim \text{MeV}$, which hold at ages right before Big Bang Nucleosynthesis. At this stage, the universe is composed by a plasma of electrons, positrons, photons and baryons. Some electrons, whose density is given by n_e , will be annihilated due

to the large number of positron on the electrosphere of the nugget [13]. The microscopic description of this electrosphere may be found in the works [13], [15]. These annihilations would lead to an energy injection in the plasma. It is important that this injection remains small, otherwise the presence of the nugget may alter considerably the pre Big Bang Nucleosynthesis cosmology.

The number of events by unit time between a given nugget and the plasma can be estimated by the following formula

$$\frac{dN}{dt} \sim 4\pi R^2 n_e.$$

A typical electron or positron energy in this plasma is of the order $\mu_{e+} \sim 10$ MeV. By taking into account the last formula, it follows that the energy injection to the plasma by unit volume due to nuggets is

$$\frac{dE}{dVdt} \sim 4\pi R^2 n_e \mu_{e+} n_{qn}.$$

This annihilation will result in an event with typical energy μ_{e+} . On the other hand, a typical energy density of the system Tn_e and a typical time between collisions is $\tau \sim \alpha^{-2}T^{-1}$, with α the standard QED coupling. The dimensionless quotient

$$\frac{\tau}{Tn_e} \frac{dE}{dVdt} \sim \frac{4\pi\tau R^2 \mu_e n_{qn}}{T},$$

compares the energy injected by annihilations with a typical energy in the plasma. The density of nuggets, as stated above, is approximately

$$n_{qn} \sim \frac{n_B}{\bar{B}}.$$

The average nugget baryon charge is, as stated in the text, is $\bar{B} \sim 10^{28}$. The baryon number n_B , in the standard cosmology context, is given by

$$n_B \sim \eta n_\gamma, \quad \eta \sim 5 \cdot 10^{-10}, \quad n_\gamma \sim n_e \sim n_{e+} \sim \frac{2}{\pi^2} T^3.$$

This means that

$$\frac{\tau}{Tn_e} \frac{dE}{dVdt} \sim \frac{8R_n^2 \mu_e \eta T}{\pi \alpha^2 \bar{B}}.$$

For the parameters found in the present work at $T \sim m_e$

$$\frac{\tau}{Tn_e} \frac{dE}{dVdt} \sim 10^{-22}.$$

The energy injection is therefore completely subdominant with respect of a typical energy of the plasma, which is the desired result.

A comment about the Lithium puzzle

At temperatures high enough, a given nugget may become ionized by striping off positrons of its electrosphere. Some protons present in the universe may then be influenced by the nugget electric field and will attempt to screen its charge. The same holds for ions with $Z > 1$. The presence of nuggets should not modify considerably the proton density of the universe. On the other hand, if the density of ion species with $Z > 1$ is depleted, this may have interesting consequences in the context of the lithium puzzle [13]. But even before to discuss these matters, it is important to remark that [13] employs a nugget radius of the order $R_n \sim 10^{-5}$ cm while the present one uses $R_n \sim 10^{-6}$ cm, that is, one order of magnitude less. Our claim is that, even taking into account this discrepancy, there is

room to assess that the proton density remains unchanged and that the lithium density is depleted. The main point is the definition of the so called capture radius, which is described below.

The microscopic profile of the nugget electrosphere is described in detail in [15]. If the nugget is placed at temperatures high enough $T > m_e$, the positrons with momentum $p_+^2 < 2m_e T$ are expected to be stripped off, since they are weakly bound to the object. The nugget becomes ionized, and the charge $Q(r)$ enclosed in a sphere radius r is characterized in [13]. For temperatures $T < 100$ MeV, the more massive protons which will attempt to screen the nugget charge $Q(r)$. In fact, the protons are influenced under the nugget electric potential energy, and those which are close enough to the object will have negative energy, thus they will be bounded to the object. It is clear that other charged particles with $Z > 1$ may be trapped as well.

Consider a nucleus specie with $Z > 1$. The density variation of such specie in presence of nuggets is estimated in [13] as

$$\frac{\delta n_Z}{n_Z} \sim \frac{4\pi R_c^3(T) n_{qn}}{3} e^{\frac{(Z-1)\alpha Q(R_c)}{R_c T}}. \quad (7.48)$$

The first factor is the density variation of protons, whose $Z = 1$, and is proportional to the nugget density n_{qn} and to the volume of the sphere enclosed by the so called capture radius R_c . The exponential factor represents the enhancement of the density variation due to the larger Coulomb interaction of nucleus with $Z > 1$ with respect to the protons. The correct definition of the capture radius $R_c(T)$ is subtle. A possibility is to define it as a radius such that, for $r < R_c(T)$, the electrostatic energy for protons fulfills the inequality $2Q(r) > m^2 r v \sim 2Tr$. Clearly, in this case, the proton energy will be negative and this particle will be bounded to the object. Another possible definition is that for $r > R_c(T)$ the density of protons $n_p(r, T)$ approaches the cosmological value $n_B(T)$. The capture radius may be approximated by the following condition

$$n_p(R_c, T) \sim n_B(T) \sim \frac{2\eta}{\pi^2} T^3. \quad (7.49)$$

This condition means that, for R larger than the capture radius R_c , the proton density is approximately equal to the cosmological baryon number $n_B(T)$. In other words, this density is only modified for regions closer to the nugget. The reference [13] assumes that the proton density may be estimated as

$$n_p(R, T) \sim n_p(R_n, T) \left(\frac{R_n}{R} \right)^p,$$

with p an unknown exponent which, in reference [13], is approximated by $p \sim 6$. The density of protons $n_p(R_n, T)$ at the radius nuggets is very high, and can be estimated by effective approximation schemes such as Thomas-Fermi method [13], [15]. The density $n_p(R_n, T)$ is then fixed by the condition that the protons screen a large portion of this charge. The result [13]

$$n_p(R_n, T) \sim \frac{m_e T^2}{\pi \alpha},$$

does not depend on the nugget size R_n . Besides, the charge of the ionized nugget is [13]

$$Q_i \sim \frac{2\sqrt{2} R_n^2 T^{\frac{3}{2}} \sqrt{m_e}}{\alpha}.$$

From the parameters found in the present work, one has from (7.49), that $R_c \sim 10^{-4}$ cm at temperatures relevant for lithium physics $T \sim 20$ KeV. We suggest however, that the radius that should be employed in (7.48) may be slightly larger. First, the functional form for $n_p(R, T)$ as a p -power is a good approximation, but it is expected to be corrected at some distance from the nugget. On the other hand, the ionized charge that is screened by the proton at the capture radius is [13]

$$Q(R_c) \sim \int_{R_c}^{\infty} n_p(R, T) 4\pi r^2 dr \sim \frac{4\pi n_B(T) R_c^3}{p-3}.$$

With the numbers found here one has that $Q_i \sim 10^9$ and $Q(R_c) \sim 10^6$, that is, three orders smaller. It seems reasonable for the authors to employ a radius in (7.48) for which the charge is more screened than that. The three orders of magnitude discrepancy may be corrected by employing a radius close to $R'_c \sim 10^{-3}$ cm. Here the dot is emphasizing that we are not necessarily identifying this radius with the capture one. The value 10^{-3} cm is very close to the numerical value that [13] employs. By parameterizing the $Z = 1$ density as

$$\frac{4\pi R_c'^3 n_{qn}}{3} \sim e^{-X_p}, \quad X_p = -\log \frac{4\pi R_c'^3 n_{qn}}{3},$$

and by introducing the enhancement exponent

$$X_e = \frac{(Z-1)\alpha Q(R'_c)}{R'_c T},$$

it is found, by assuming the average value $B \sim 10^{28}$, that

$$X_p \sim 39.5 - \left(3 - \frac{3}{p}\right) \log \frac{T}{20\text{KeV}}, \quad X_e \sim 20(Z-1) \left(\frac{T}{20\text{KeV}}\right)^{2(1-\frac{1}{p})}.$$

At temperatures $T \sim 20\text{KeV}$, the factor $X_p \sim 39.5$ and thus, $\delta n_p/n_p \sim 10^{-39.5}$. Thus the nugget do not alter the proton density, which is a desired feature. On the other hand, for $Z = 3$ it follows that both factors X_p and X_e are roughly the same at $T \sim 20\text{KeV}$, and both close to the value 40. Even more, for $Z > 3$ the enhancement factor X_e becomes dominant. This suggests that for species with $Z \geq 3$ the deviation $\delta n_Z \geq n_Z$. Thus, for such charged ions, it is expected that the density n_Z is considerably depleted. Therefore the applications to the lithium puzzle discussed in [13] does not seem to be spoiled by the nugget description presented in this work. We hope to come with a more detailed analysis of this issue, and to address the problem of the excess of nuggets over anti-nuggets in a more quantitative form, in a future work.

Acknowledgments

O. S is supported by CONICET, Argentina.

References

- [1] A. Zhitnitsky JCAP 0310 (2003) 010.
- [2] D. Oaknin and A. Zhitnitsky Phys.Rev. D71 (2005) 023519.
- [3] A. Zhitnitsky Phys.Rev. D 74 (2006) 043515.
- [4] K. Lawson and A. Zhitnitsky Phys. Lett. B 724 (2013) 17.
- [5] K. Lawson and A. Zhitnitsky Phys. Rev. D 95 (2017) 063521.
- [6] X. Liang and A. Zhitnitsky Phys. Rev. D 94 (2016) 083502.
- [7] S. Ge, X. Liang and A. Zhitnitsky Phys. Rev. D 97 (2018) 043008.
- [8] A. Zhitnitsky Physics of the Dark Universe 22 (2018), 1
- [9] K. Lawson and A. Zhitnitsky Physics of the Dark Universe (2019) 100295.
- [10] N. Raza, L. van Waerbeke and A. Zhitnitsky Phys. Rev. D 98 (2018) 103527.

- [11] H. Fischer, X.Liang, Y. Semertzidis, A. Zhitnitsky and K. Zioutas Phys. Rev. D 98 (2018) 043013.
- [12] L. van Waerbeke and A. Zhitnitsky Phys. Rev. D 99 (2019) 043535.
- [13] V. Flambaum and A. Zhitnitsky Phys. Rev. D 99 (2019) 043535.
- [14] S. Ge, K. Lawson and A. Zhitnitsky Phys. Rev. D 99 (2019) 116017.
- [15] M. Forbes, K. Lawson and A. Zhitnitsky Phys.Rev. D 82 (2010) 083510.
- [16] E. Kolb and M. Turner The Early Universe (Addison-Wesley, 1990).
- [17] A. Sakharov Soviet Physics Journal of Experimental and Theoretical Physics (JETP) 5 (1967) 24.
- [18] A. Sakharov Soviet Physics Uspekhi 34 (1991) 392.
- [19] R. D. Peccei and H. R. Quinn, Phys. Rev. D 16 (1977) 1791; S. Weinberg, Phys. Rev. Lett. 40 (1978) 223; F. Wilczek, Phys. Rev. Lett. 40 (1978) 279.
- [20] J.E. Kim, Phys. Rev. Lett. 43 (1979) 103; M.A. Shifman, A.I. Vainshtein, and V.I. Zakharov, Nucl. Phys. B166 (1980) 493.
- [21] M. Dine, W. Fischler, and M. Srednicki, Phys. Lett. B104 (1981) 199; A.R. Zhitnitsky, Yad.Fiz. 31 (1980) 497; Sov. J. Nucl. Phys. 31 (1980) 260.
- [22] P. Sikivie Lect. Notes Phys. 741 (2008) 19.
- [23] T.W.B. Kibble, J. Phys. A9 (1976) 1387; W. Zurek, Nature 317 (1985) 505.
- [24] W. Zurek, Phys. Rep. 276 (1996) 177.
- [25] M. Alford, K. Rajagopal, T. Schaefer and A. Schmitt Reviews of Modern Physics. 80 (2008) 4.
- [26] M. Alford, K. Rajagopal and F. Wilczek Physics Letters B. 422 (1998) 247.
- [27] A. R. Bodmer, Phys. Rev. D4 (1971) 1601.
- [28] E. Witten Phys. Rev. D 30 (1984) 272. .
- [29] A. Atreya, A. Sarkar. and A. Srivastava Phys. Rev. D 90 (2014) 045010.
- [30] J. Preskill, M. Wise and F. Wilczek, Phys. Lett. B 120 (1983) 127; L.Abbot and P. Sikivie, Phys. Lett. B120 (1983) 133.
- [31] M. Dine and W. Fischler Phys. Lett. B 120 (1983) 137.
- [32] D. Dicus, E. Kolb, V. Teplitz and R. Wagoner, Phys. Rev. D 18 (1978) 1829.
- [33] A. Vilenkin, E.P.S. Shellard, "Cosmic strings and other topological defects", Cambridge University Press, 1994.
- [34] I. Chen and E Nakano. Phys. Lett. B 647 (2007) 371.
- [35] H. Fukuda, A. Manohar, H. Murayama and O. Telem "Axion strings are superconducting" arXiv:2010.02763.
- [36] C. Callan Jr. and J. Harvey, Nucl. Phys. B250 (1985) 427.

- [37] V. Petrosian, G. Beaudet and E. Salpeter Phys. Rev. 54 (1967) 1445.
- [38] N. Iwamoto Phys. Rev. Lett 44 (1970) 1637.
- [39] N. Iwamoto Annals of Physics 141 (1982) 1.
- [40] N. Iwamoto Phys. Rev. D 28 (1983) 2353.
- [41] B. Datta, S. Raha and B. Sinha Mod. Phys. Lett A Vol 3 Num 14 (1988) 1385.
- [42] A. Goyal and S. Dutta Phys. Rev. D 49 (1994) 3910.
- [43] S. Adhya Advances in High Energy Physics Volume 2017 (2017) 127393
- [44] T. Tatsumi and T. Muto Phys. Rev. D 89 (2014) 103005.
- [45] Q. Wang, Z. Wang, J. Wu Phys.Rev. D74 (2006) 014021.
- [46] L. Masperi and M. Orsaria Part. Nucl. Lett. 1 (2004) 80.
- [47] J. Horvath and H.Vucetich Phys.Rev. D59 (1999) 023003.
- [48] S. Reddy, M. Sadzikowski and M. Tachibana Nucl. Phys. A 714 (2003) 337.
- [49] V. Gupta, A. Adhwa and J. Anand Pranama Journal of Physics 45 (1995) 195.
- [50] P. Jaikumar, C. Roberts and A. Sedrakian Phys. Rev. C 73 (2006) 042801.
- [51] D. Yakovlev, A. Kaminker, O. Gnedin and P. Haensel Phys. Rept. 354 (2001) 1.
- [52] D. Blaschke, H. Grigorian and D. N. Voskresensky Astron. Astrophys. 424 (2004) 979.
- [53] D. Blaschke and J. Berdermann "Neutrino emissivity and bulk viscosity of iso-CSL quark matter in neutron stars" Proceedings of QCD Workshop 2007, Martina Franca (Italy).
- [54] J. Berdermann, D. Blaschke, T. Fischer and A. Kachanovich Phys. Rev. D 94 (2016) 123010.
- [55] D. Blaschke, T. Klaehn and D. Voskresensky Astrophys. J. 533 (2000) 406.
- [56] D. Blaschke, H. Grigorian and D. Voskresensky Astron. Astrophys. 368 (2001) 561.
- [57] D. Blaschke, H. Grigorian and D. Voskresensky Astron. Astrophys. 424 (2004) 979.
- [58] J. Berdermann, D. Blaschke, H. Grigorian and D. Voskresensky Progress in Particle and Nuclear Physics 57 (2006) 334.
- [59] D. Blaschke, H. Grigorian, D. Voskresensky and F. Weber Phys.Rev. C 85 (2012) 022802.
- [60] M. Huang and P. Sikivie Phys Rev D 32 (1985) 1560.
- [61] P. Sikivie "Where are the elementary particles" Proceedings of the 14th Summer School of Particle Physics, Gif-sur-Yvette, 1982, edited by P . Fayet et al.