

Catch the "Tails" of BERT

Ziyang Luo

Department of Linguistics and Philology, Uppsala University

Ziyang.Luo.9588@student.uu.se

Abstract

Recently, contextualized word embeddings outperform static word embeddings on many NLP tasks. However, we still don't know much about the mechanism inside these internal representations produced by BERT. Do they have any common patterns? What are the relations between word sense and context? We find that nearly all the contextualized word vectors of BERT and RoBERTa have some common patterns. For BERT, the 557th element is always the smallest. For RoBERTa, the 588th element is always the largest and the 77th element is the smallest. We call them as "tails" of models. We find that these "tails" are the major cause of anisotropy of the vector space. After "cutting the tails", the same word's different vectors are more similar to each other. The internal representations also perform better on word-in-context (WiC) task. These suggest that "cutting the tails" can decrease the influence of context and better represent word sense.

1 Introduction

In many NLP applications, the most important work is to represent a word as vector in a low-dimensional continuous space. Traditionally, people use static word vectors, like Word2Vec (Mikolov et al., 2013), GloVe (Pennington et al., 2014) and FastText (Bojanowski et al., 2017). Static word vectors can't solve the polysemous problem. Even though a word can have many different meanings, they all share the same representation. In recent years, deep language models, like BERT (Devlin et al., 2019) and RoBERTa (Liu et al., 2019), achieve great success in many NLP tasks. They introduce a new kind of word vectors, called contextualized word vectors. The representation is based on the context where the target word appears. Since these vectors are sensitive to context,

they can better solve the polysemous problem. Replacing static embeddings with contextualized embeddings can benefit a wide range of NLP tasks, including constituency parsing (Kitaev and Klein, 2018), coreference resolution (Joshi et al., 2019) and machine translation (Liu et al., 2020).

Though contextualized word vectors in pre-trained language models achieve success, it's still a "black box". We poorly understand the mechanism inside this vector. Some previous works use linear probes to investigate the linguistic properties of this vector. Hewitt and Manning (2019) introduce a structure probe to evaluate whether syntax trees are embedded in the vector space. Tenney et al. (2019) introduce an edge probe framework to investigate syntax in the vector. We focus on investigating the geometry of vector space and the sense information in this vector of BERT and RoBERTa. We use the base sized and cased BERT and RoBERTa models from Hugging Face's Transformers Library¹ (Wolf et al., 2020). Our results show some surprising findings:

1. All the contextualized word embeddings share a common pattern. For BERT, the 557th element is always the smallest element in all words in all non-input layers. For RoBERTa, the 588th element is always the largest in all vectors and the 77th element is always the smallest except the [CLS] token. We call them as "tails" of models.
2. Ethayarajh (2019) show that the geometry of contextualized word vectors space is anisotropy. This means that the vectors in BERT occupy in a narrow cone in the space. We show that the major cause of this phenomenon is the "tails" of vectors. After "cutting the tails", the geometry of vector space

¹<https://huggingface.co/models>

becomes directionally uniform (isotropy).

3. After "cutting the tails", the vectors of a same word are closer to each other. We also use the Word-in-Context (WiC, (Pilehvar and Camacho-Collados, 2019)) dataset to analyze the relations between "tails" and word sense. We find that "cutting the tails" can better help model to represent word sense.

2 Related Works

Contextualized Word Vectors Since static word embeddings have polysemous problem, people choose to use pre-trained language models, like ELMo (Peters et al., 2018), BERT and RoBERTa, to create context-sensitive word vectors. ELMo is a 2-layer Bi-LSTM model pre-trained with language modeling task. It concatenates the internal states to create the vectors. BERT and RoBERTa are two multi-layer Transformer (Vaswani et al., 2017) encoder models. They directly use each layer's outputs to create the vectors.

The Geometry of Contextualized Word Vectors Some works investigate the geometry of contextualized word vectors. Ethayarajh (2019) find that the vectors in BERT occupy in a narrow cone in the space. That is, two random words vectors are more similar to each in the higher layers. They call this phenomenon as anisotropy. Reif et al. (2019) visualize and measure the geometry of BERT. They present the geometry of syntax representations in BERT and use mathematical arguments to explain this geometry. Wiedemann et al. (2019) show that the contextualized word embeddings in BERT form distinct clusters corresponding to word senses.

Probing Tasks Some works use probing tasks to analyze the internal representations in pre-trained language models. Tenney et al. (2019) introduce an edge probe framework to investigate different syntax information in the vectors. Hewitt and Manning (2019) use a structure probe to evaluate whether syntax trees are embedded in the vector space. Zhao et al. (2020) use a semantic class probe to quantify the semantic information inside contextualized representations. These works use probing methods to analyze the syntax and semantic information inside word vectors. They still don't know the mechanism inside the vectors. Our work in

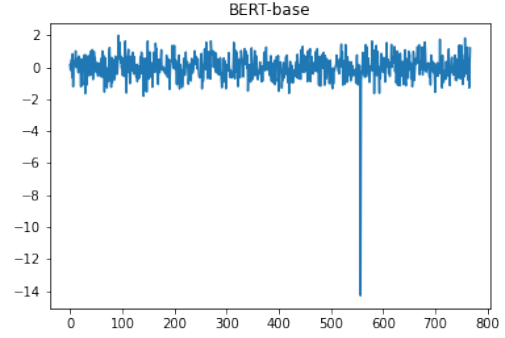


Figure 1: BERT Layer-5 internal representation of "phenomenal" in sentence "is phenomenal , especially the women".

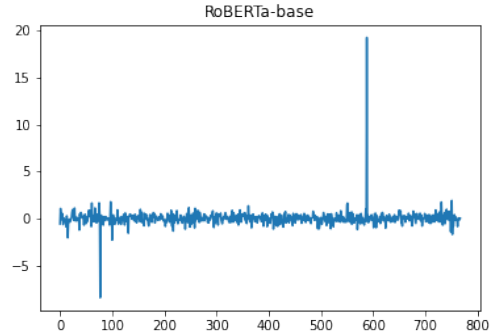


Figure 2: RoBERTa Layer-5 internal representation of "phenomenal" in sentence "is phenomenal , especially the women".

this paper is different from the previous works. We directly analyze the elements inside the vectors.

3 Catch the "Tails"

We randomly sample 1000 sentences from SST-2 training set (Socher et al., 2013) and sample a token from each sentence. Then we compute their internal representations in all layers of BERT and RoBERTa. We get 12000 samples of contextualized word vectors. We perform an analysis of common patterns of these internal representations.

BERT We find that the minimum element of 96.3% contextualized word vectors is the 557th element. Example of this pattern is shown in Figure 1.

RoBERTa We find that all maximum elements are the 588th element and 87.7% minimum elements are the 77th element. Example of this pattern is shown in Figure 2. The reason why the

proportion of the 77th element is not 100% is that 95.1% CLS token vectors' minimum elements are the 453rd element and 4.9% are the 551st element.

Our results show that the internal word vectors in BERT and RoBERTa have "tails". We believe that we are the first to find such common patterns in these models. More examples can be seen in Appendix A.

4 Relations to the Geometry of Vector Space

Anisotropy Ethayarajh (2019) show that contextualized word vectors are anisotropic in all non-input layers. This means that the average cosine similarity between uniformly randomly sampled words are close to 1. We randomly samples 2000 sentences from SST-2 training set and create 1000 sentence-pairs. Then we randomly select a word in each sentence. Every pair of sentences corresponds to a pair of words. We compute the cosine similarity between these two words to measure anisotropy of contextualized word vectors.

In the left figure of Figure 3, we can find that contextualized representations of BERT and RoBERTa are more anisotropic in higher layer. Especially for RoBERTa, the average cosine similarity between random words are larger than 0.5 after the first non-input layer. This implies that the internal representations in BERT and RoBERTa occupy in a narrow cone in the vector space.

We believe that the "tails" are the major cause of anisotropy. To verify our hypothesis, we "cut the tails" of BERT and RoBERTa. This means that we set the 557nd element of contextualized vectors in BERT to be zero and the 77nd and 588th elements of vectors in RoBERTa are also set to be zero. The left figure in Figure 3 shows that after "cutting the tails" of BERT and RoBERTa, their vector spaces become much more isotropic.

Self-similarity The self-similarity measurement (Ethayarajh, 2019) is used to compare the similarity of a word's internal representations in different contexts. Given a word w , there are n different sentences s_1, s_2, \dots, s_n which contain such word. We use $f_l^i(w)$ to represent the internal representation of w in sentence s_i in the l^{th} layer. The average self-similarity measurement of w in the l^{th} layer is

defined as

$$SelfSim_l(w) = \frac{\sum_{i=1}^n \sum_{j=i+1}^n \cos(f_l^i(w), f_l^j(w))}{n(n-1)} \quad (1)$$

We sample 1000 different words from SST-2 training set. All of them appear at least in 10 different sentences. We use them to compute the self-similarity of BERT and RoBERTa before and after "cutting the tails". To adjust for the effect of anisotropy, We subtract the self-similarity with each layer's anisotropy measurement.

The right figure in Figure 3 shows that the internal representations of a word become less similar to each other in the higher layer. However, after "cutting the tails", the self-similarity increases. The vectors become closer to each other. This implies that "cutting the tails" can decrease the influence of context on the vectors and make a word's contextualized vectors more similar to each other..

5 Relations to Word Sense

Suppose that we have a target word w . It appears in two sentences. w has the same sense in these two sentences. However, its contextualized word vectors are different because of different contexts. From Section 4, "cutting the tails" can make a word's contextualized vectors more similar. We make an assumption that "cutting the tails" can increase vector's ability to represent word sense and decrease the influence of context.

To verify our assumption, we analyze the vectors with the word-in-context (WiC) dataset (Pilehvar and Camacho-Collados, 2019). Depending on different context, a word can refer to multiple meanings. The WiC dataset is designed to identify the meaning of words in different contexts. It is a binary classification task. Given a target word and two sentences which contain this word, our models are required to determine whether the word has the same meaning in these two sentences.

To analyze the influences of "tails", we first compute the average cosine similarity of all the samples with true label and the similarity of all the samples with false label in training set. Then we compute the difference between these two cosine similarity values. In Figure 4, we can find that after "cutting the tails", the differences between samples with true and false label become larger, especially in the higher layer.

Second, we use the target word's internal representations in two sentences to compute the cosine

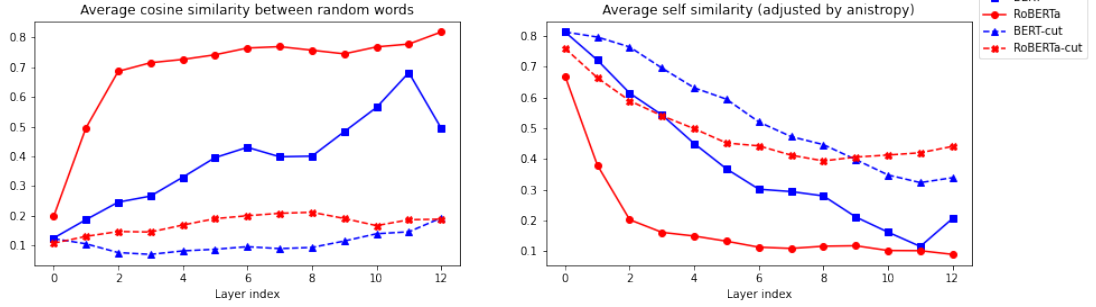


Figure 3: Left: anisotropy measurement of contextualized word vectors in BERT and RoBERTa before and after ”cutting the tails”. Right: self-similarity measurement of BERT and RoBERTa before and after ”cutting the tails”.

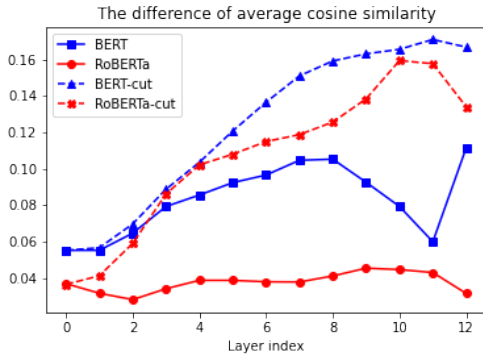


Figure 4: The difference of average cosine similarity between samples with true label and samples with false label in WiC training dataset.

Model	Layer	Threshold	Accuracy
Baselines	-	-	50.0%
BERT	8	0.7	67.5%
RoBERTa	10	0.9	69.0%
BERT-cut	11	0.4	68.5%
RoBERTa-cut	11	0.6	69.9%

Table 1: The accuracy on WiC training dataset

similarity. If the value is greater than threshold, we assign the true label. Otherwise, it is false label. We use this method to compare the performance before and after ”cutting the tails”. Since we do not require any training, we directly test our models on WiC training dataset. We also compare 9 different thresholds from 0.1 to 0.9. We use a simple baseline model to assign all the samples with true label.

Table 1 shows that after ”cutting the tails”, the accuracy increases about 1%. These results show that the internal representations of a word can better represent its meaning by only ”cutting the tails”. This is similar to [Mu and Viswanath \(2018\)](#). They improve the static word embeddings by removing

the PCA components and mean vector. We only ”cut” one or two elements in contextualized word embeddings to improve their sense representation ability.

6 Future Works

Our findings offer some possible directions for future works. First, not Only BERT and RoBERTa have tails, but also GPT-2 ([Radford et al., 2019](#)), XLNet ([Yang et al., 2019](#)) and the other deep pre-trained language models. We can further investigate the common pattern of these language models. Second, we can investigate how fine-tuning affects these ”tails”. Will fine-tuning change the common patterns? Third, we show that ”cutting the tails” can improve the vector’s ability to represent word sense. The relations between context information and ”tails” are still unclear. We will analyze these relations in the future works.

7 Conclusion

In this paper, we investigate the common patterns of contextualized word representations. We find that the 557th element of BERT and the 77th, 588th elements of RoBERTa in the vectors are the ”tails”. They are the major cause of anisotropy in the vector space. ”Cutting the tails” can make the vector space more directionally uniform and make a word’s different representations more similar to each other. We ultimately find that the representations can better represent word sense by ”cutting the tails”. These insights help explain the mechanism inside contextualized word vectors.

References

Piotr Bojanowski, Edouard Grave, Armand Joulin, and Tomas Mikolov. 2017. [Enriching word vectors with](#)

- subword information. *Transactions of the Association for Computational Linguistics*, 5:135–146.
- Jacob Devlin, Ming-Wei Chang, Kenton Lee, and Kristina Toutanova. 2019. [BERT: Pre-training of deep bidirectional transformers for language understanding](#). In *Proceedings of the 2019 Conference of the North American Chapter of the Association for Computational Linguistics: Human Language Technologies, Volume 1 (Long and Short Papers)*, pages 4171–4186, Minneapolis, Minnesota. Association for Computational Linguistics.
- Kawin Ethayarajh. 2019. [How contextual are contextualized word representations? comparing the geometry of BERT, ELMo, and GPT-2 embeddings](#). In *Proceedings of the 2019 Conference on Empirical Methods in Natural Language Processing and the 9th International Joint Conference on Natural Language Processing (EMNLP-IJCNLP)*, pages 55–65, Hong Kong, China. Association for Computational Linguistics.
- John Hewitt and Christopher D. Manning. 2019. [A structural probe for finding syntax in word representations](#). In *Proceedings of the 2019 Conference of the North American Chapter of the Association for Computational Linguistics: Human Language Technologies, Volume 1 (Long and Short Papers)*, pages 4129–4138, Minneapolis, Minnesota. Association for Computational Linguistics.
- Mandar Joshi, Omer Levy, Luke Zettlemoyer, and Daniel Weld. 2019. [BERT for coreference resolution: Baselines and analysis](#). In *Proceedings of the 2019 Conference on Empirical Methods in Natural Language Processing and the 9th International Joint Conference on Natural Language Processing (EMNLP-IJCNLP)*, pages 5803–5808, Hong Kong, China. Association for Computational Linguistics.
- Nikita Kitaev and Dan Klein. 2018. [Constituency parsing with a self-attentive encoder](#). In *Proceedings of the 56th Annual Meeting of the Association for Computational Linguistics (Volume 1: Long Papers)*, pages 2676–2686, Melbourne, Australia. Association for Computational Linguistics.
- Yinhan Liu, Jiatao Gu, Naman Goyal, Xian Li, Sergey Edunov, Marjan Ghazvininejad, Mike Lewis, and Luke Zettlemoyer. 2020. [Multilingual denoising pre-training for neural machine translation](#).
- Yinhan Liu, Myle Ott, Naman Goyal, Jingfei Du, Mandar Joshi, Danqi Chen, Omer Levy, Mike Lewis, Luke Zettlemoyer, and Veselin Stoyanov. 2019. [Roberta: A robustly optimized bert pretraining approach](#).
- Tomas Mikolov, Kai Chen, Greg Corrado, and Jeffrey Dean. 2013. [Efficient estimation of word representations in vector space](#).
- Jiaqi Mu and Pramod Viswanath. 2018. [All-but-the-top: Simple and effective postprocessing for word representations](#). In *International Conference on Learning Representations*.
- Jeffrey Pennington, Richard Socher, and Christopher Manning. 2014. [GloVe: Global vectors for word representation](#). In *Proceedings of the 2014 Conference on Empirical Methods in Natural Language Processing (EMNLP)*, pages 1532–1543, Doha, Qatar. Association for Computational Linguistics.
- Matthew Peters, Mark Neumann, Mohit Iyyer, Matt Gardner, Christopher Clark, Kenton Lee, and Luke Zettlemoyer. 2018. [Deep contextualized word representations](#). In *Proceedings of the 2018 Conference of the North American Chapter of the Association for Computational Linguistics: Human Language Technologies, Volume 1 (Long Papers)*, pages 2227–2237, New Orleans, Louisiana. Association for Computational Linguistics.
- Mohammad Taher Pilehvar and Jose Camacho-Collados. 2019. [WiC: the word-in-context dataset for evaluating context-sensitive meaning representations](#). In *Proceedings of the 2019 Conference of the North American Chapter of the Association for Computational Linguistics: Human Language Technologies, Volume 1 (Long and Short Papers)*, pages 1267–1273, Minneapolis, Minnesota. Association for Computational Linguistics.
- Alec Radford, Jeff Wu, Rewon Child, David Luan, Dario Amodei, and Ilya Sutskever. 2019. [Language models are unsupervised multitask learners](#).
- Emily Reif, Ann Yuan, Martin Wattenberg, Fernanda B Viegas, Andy Coenen, Adam Pearce, and Been Kim. 2019. [Visualizing and measuring the geometry of bert](#). In *Advances in Neural Information Processing Systems*, volume 32, pages 8594–8603. Curran Associates, Inc.
- Richard Socher, Alex Perelygin, Jean Wu, Jason Chuang, Christopher D. Manning, Andrew Ng, and Christopher Potts. 2013. [Recursive deep models for semantic compositionality over a sentiment treebank](#). In *Proceedings of the 2013 Conference on Empirical Methods in Natural Language Processing*, pages 1631–1642, Seattle, Washington, USA. Association for Computational Linguistics.
- Ian Tenney, Patrick Xia, Berlin Chen, Alex Wang, Adam Poliak, R Thomas McCoy, Najoung Kim, Benjamin Van Durme, Sam Bowman, Dipanjan Das, and Ellie Pavlick. 2019. [What do you learn from context? probing for sentence structure in contextualized word representations](#). In *International Conference on Learning Representations*.
- Ashish Vaswani, Noam Shazeer, Niki Parmar, Jakob Uszkoreit, Llion Jones, Aidan N Gomez, Łukasz Kaiser, and Illia Polosukhin. 2017. [Attention is all you need](#). In *Advances in Neural Information Processing Systems*, volume 30, pages 5998–6008. Curran Associates, Inc.

Gregor Wiedemann, Steffen Remus, Avi Chawla, and Chris Biemann. 2019. [Does bert make any sense? interpretable word sense disambiguation with contextualized embeddings](#).

Thomas Wolf, Lysandre Debut, Victor Sanh, Julien Chaumond, Clement Delangue, Anthony Moi, Pierric Cistac, Tim Rault, Rémi Louf, Morgan Funtowicz, Joe Davison, Sam Shleifer, Patrick von Platen, Clara Ma, Yacine Jernite, Julien Plu, Canwen Xu, Teven Le Scao, Sylvain Gugger, Mariama Drame, Quentin Lhoest, and Alexander M. Rush. 2020. [Huggingface’s transformers: State-of-the-art natural language processing](#).

Zhilin Yang, Zihang Dai, Yiming Yang, Jaime Carbonell, Russ R Salakhutdinov, and Quoc V Le. 2019. [Xlnet: Generalized autoregressive pretraining for language understanding](#). In *Advances in Neural Information Processing Systems*, volume 32, pages 5753–5763. Curran Associates, Inc.

Mengjie Zhao, Philipp Dufter, Yadollah Yaghoobzadeh, and Hinrich Schütze. 2020. [Quantifying the contextualization of word representations with semantic class probing](#).

A Examples of Tails

We randomly sample some sentences from SST-2 trainings set and we also write some sentences by ourselves. The followings figures are the examples of "tails" in BERT and RoBERTa.

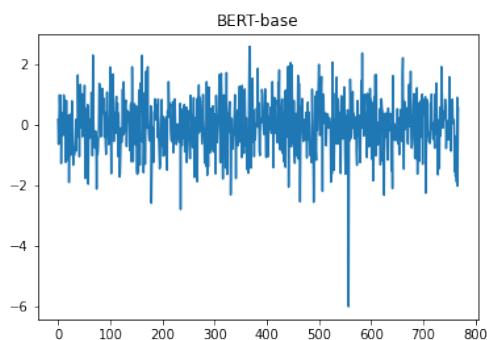


Figure 5: BERT Layer-2 internal representation of "his" in sentence "in his charming 2000 debut shanghai noon".

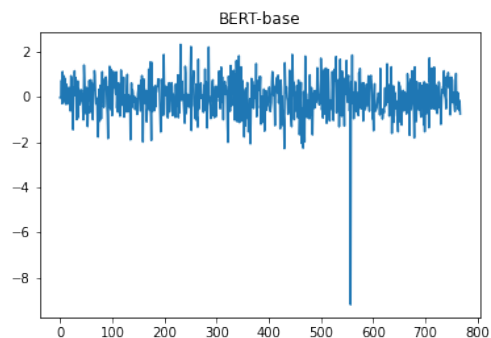


Figure 6: BERT Layer-3 internal representation of "like" in sentence "I like playing basketball.".

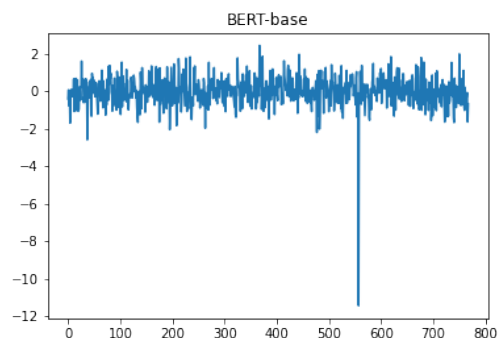


Figure 7: BERT Layer-4 internal representation of "models" in sentence "Language models are unsupervised multitask learners.".

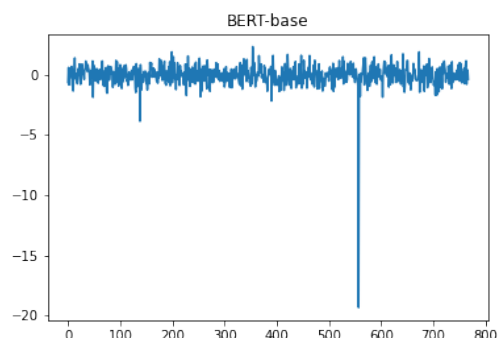


Figure 8: BERT Layer-10 internal representation of "London" in sentence "London is the capital of UK.".

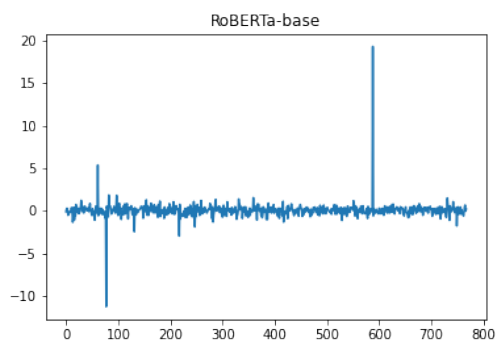


Figure 9: RoBERTa Layer-10 internal representation of "London" in sentence "London is the capital of UK."

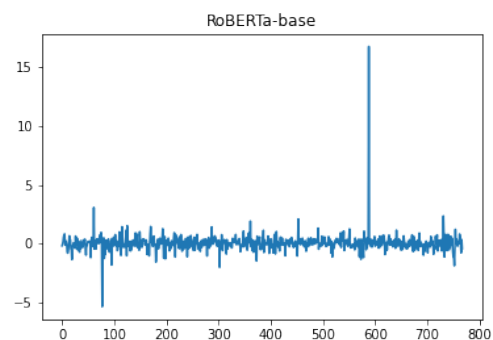


Figure 12: RoBERTa Layer-3 internal representation of "semantic" in sentence "Quantifying the contextualization of word representations with semantic class probing."

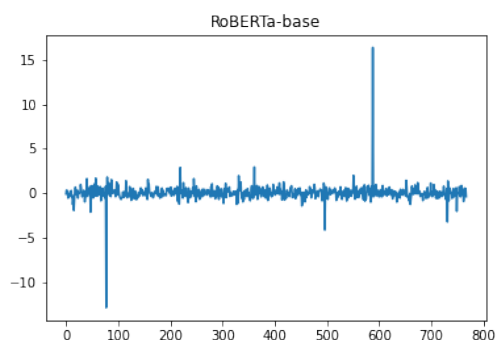


Figure 10: RoBERTa Layer-9 internal representation of "want" in sentence "Do you want to have lunch with me?"

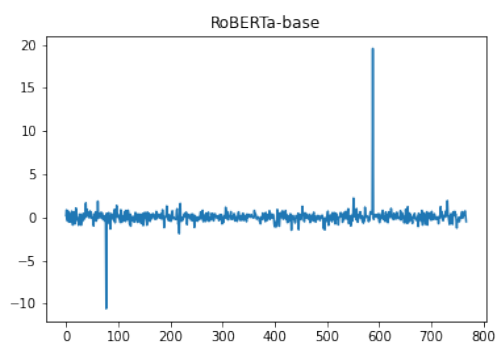


Figure 11: RoBERTa Layer-7 internal representation of "weather" in sentence "The good seaman is known in bad weather."