



UNIVERSIDAD DE ANTIOQUIA

Instituto de Física

DOCTORAL THESIS

---

**Study of General Relativity and  $f(R)$   
Modified Gravity with Cosmological  
Constant for Einstein and Jordan  
Frames**

---

*Author:*

César Daniel  
PERALTA GONZÁLEZ

*Supervisor:*

Dr. Sergio Eduardo  
DE CARVALHO EYER JORÁS

*Co-Supervisor:*

Dr. Diego Alejandro  
RESTREPO QUINTERO

*A thesis submitted in fulfilment of the requirements  
for the degree of Ph.D.*

September 19, 2020

# Declaration of Authorship

I, César Daniel Peralta González, declare that this thesis titled, *Study of General Relativity and  $f(R)$  Modified Gravity with Cosmological Constant for Einstein and Jordan Frames* and the work presented in it is my own. I confirm that this work submitted for assessment is my own and is expressed in my own words. Any uses made within it of the works of other authors in any form (e.g., ideas, equations, figures, text, tables, programs) are properly acknowledged at any point of their use. A list of the references employed is included.

Signed:

---

Date:

---

*“In the beginning God created the Heauen, and the Earth.”* **Gen. 1: 1** [1].

*So shall I have wherewith to answer him that reproacheth me:  
for I trust in thy word.* **Psaml. 119: 42** [1]

*Mama, ay mama.*

*Que bello sueño tuve ayer.*

...

*Íbamos los dos, en un gran barco de papel.*

*Donde yo era el capitán en el país de la ilusión.*

*Y que orgullosa estabas tú.*

*Pasó el tiempo, mucho tiempo.*

**Mama, Joe Arroyo.**

*El sueño del Joe es mi realidad.*

# *Abstract*

This thesis investigates a toy model for inflation in a class of modified theories of gravity in the metric formalism. Instead of the standard procedure — assuming a non-linear Lagrangian  $f(R)$  in the Jordan frame — we start from a simple  $\phi^2$  potential in the Einstein frame and investigate the corresponding  $f(R)$  in the former picture. Such approach yields plenty of new pieces of information, namely a self-terminating inflationary solution with a linear Lagrangian, a robust criterion for stability of such theories, a dynamical effective potential for the Ricci scalar  $R$ , the addition of an ad-hoc Cosmological Constant in the Einstein frame leads to a Thermodynamical interpretation of this physical system, which allows further insight on its (meta)stability and evolution.

**Keywords:** General relativity,  $f(R)$  gravity theories, Alternatives to Inflation, Conformal transformation, Einstein frame, Jordan frame, Cosmological Constant, Thermodynamics.

# *Acknowledgements*

I want to express all my grateful, glory and honor to God, who fulfilled all my dreams, and exceeded all my expectations with his Word of truth and comfort in my life and through the lives of many more.

I would like to thank my advisor, Dr. Sergio Jorás, not only for his guidance and fruitful discussions but also for his confidence in giving me the opportunity to carry on this thesis. I would like to express my gratitude to Dr. Diego Restrepo for giving me the opportunity, support and patience, during the realization of this work.

I would also like to express my special gratitude to Dr. Yeinzon Rodríguez and Dr. Leonardo Castañeda whom gave me the basis and motivation to study cosmology.

I would like to express my gratitude to all the academic partners with whom I have shared these 5 years of work, in particular to: Sergio, Alejandro, Amalia, Juan David, Alexander, Andrés, Anyeres, Sheryl and Calambre.

I am very grateful for the invaluable help, and humility received from David Felipe Tamayo, Omar Alberto Roldán and Arthur Luna, there are no words to describe such human worth of this persons and their special families. I would also like to express my special gratitude to all, former and current members, of the Astrophysics, Relativity and Cosmology (ARCOS) group with whom I have shared during my travel to Rio de Janeiro.

This thesis reached its completion with the financial support from COLFUTURO/COLCIENCIAS, Colombia, under the program “Becas Doctorados Nacionales 647” and the administrative and academic management of Instituto de Física from U. Antioquia.

Finally, I would like to express my deepest gratitude to my parents, Roger and Marina, my brothers Carlos, Roger, Iván and Saíd, and my beloved wife and son, Jenny and Daniel for their unconditional love, encouragement and support, without them, there would not either be BSc, nor MSc, nor PhD thesis. Likewise, the support and affection from all my family, friends and people in Sincelejo, Bucaramanga, Bogotá, and Medellín have been fundamental to me. I love them all.

# Contents

<b>Declaration of Authorship</b>	<b>i</b>
<b>Abstract</b>	<b>iii</b>
<b>Acknowledgements</b>	<b>iv</b>
<b>Contents</b>	<b>v</b>
<b>List of Figures</b>	<b>viii</b>
<b>I Preliminars</b>	<b>1</b>
<b>1 General Relativity: Field Equations</b>	<b>6</b>
1.1 FLRW Universe with Einstein's Gravity . . . . .	6
1.1.1 Variation of the boundary term . . . . .	11
1.1.2 Variation of the Matter Action . . . . .	11
1.1.3 Standard Cosmology . . . . .	12
1.1.4 The Cosmological Constant . . . . .	14
1.2 Conclusions . . . . .	19
<b>2 Inflation</b>	<b>20</b>
2.1 Motivations for Inflation . . . . .	20
2.1.1 Horizon Problem . . . . .	20
2.1.2 Flatness Problem . . . . .	23
2.1.3 The Relic Problem . . . . .	23
2.1.4 Solution to Cosmological Problems . . . . .	24
2.2 Inflation . . . . .	27
2.3 The Inflaton Field . . . . .	28
2.4 Spectrum of the Perturbations of the Curvature $\zeta$ in the Inflationary Scenario . . . . .	30
2.5 Inflationary Models . . . . .	32
2.5.1 The $\phi^2$ Potential . . . . .	32
2.5.1.1 Slow-Roll Analysis . . . . .	32
2.5.1.2 Numerical Solution . . . . .	33

2.5.2	Modifications to $\phi^2$ Potential . . . . .	35
2.5.2.1	Slow-Roll Analysis . . . . .	35
2.5.2.2	Numerical Analysis . . . . .	36
2.6	Conclusions . . . . .	38
<b>3</b>	<b><math>f(R)</math> Gravity</b>	<b>39</b>
3.1	Action in $f(R)$ Gravity . . . . .	39
3.2	Boundary-Term Evaluation in the Metric Formalism . . . . .	42
3.3	FLRW Universe with $f(R)$ Gravity Theory . . . . .	43
3.4	Continuity equation . . . . .	47
3.5	Conclusions . . . . .	47
<b>4</b>	<b>Legendre Transformation</b>	<b>49</b>
4.1	Basic Concepts . . . . .	49
4.2	Legendre transformation for Lagrangians depending on $f(R)$ . . . . .	51
4.3	The Inverse Problem . . . . .	54
4.4	Conclusions . . . . .	56
<b>5</b>	<b>Thermodynamics: van der Waals Theory</b>	<b>57</b>
5.1	van der Waals Equation . . . . .	57
5.1.1	Critical Values of the vdW Gas . . . . .	61
5.1.2	The Gibbs Function and Chemical Potential of the vdW . . . . .	63
5.2	Conclusions . . . . .	66
<b>II</b>	<b>Results</b>	<b>67</b>
<b>6</b>	<b>Exploring a Stability Criterion in <math>f(R)</math> Gravity Theory</b>	<b>68</b>
6.1	The Stability Mass Criteria . . . . .	68
6.2	The Stability Criteria from Catastrophe Theory Approximation . . . . .	71
6.3	A Numerical Example . . . . .	78
6.3.1	Einstein Frame . . . . .	79
6.3.2	Jordan Frame . . . . .	80
6.4	The Stability Criteria from Thermodynamics Analogy . . . . .	80
6.4.1	vdW fluid . . . . .	85
<b>A</b>	<b>Term evaluation <math>g^{\alpha\beta}(\delta\Gamma_{\alpha\beta}^{\sigma}) - g^{\alpha\sigma}(\delta\Gamma_{\alpha\gamma}^{\gamma})</math></b>	<b>91</b>
<b>B</b>	<b>Conformal Transformation</b>	<b>93</b>
B.1	Previous Notions: Derivative Operators and Parallel Transport . . . . .	93
B.2	Conformal Transformation . . . . .	95
<b>C</b>	<b>The <math>\phi^4</math> Potential Case</b>	<b>100</b>
C.1	Slow-Roll Analysis . . . . .	100
C.2	Numerical Solution . . . . .	101
C.3	$f(R)$ function from quartic potential . . . . .	102
C.4	The Stability Mass Criteria . . . . .	103

---

C.5	The Stability Criteria from Thermodynamics Analogy . . . . .	103
<b>D</b>	<b>The Double Well Potential Case</b>	<b>106</b>
D.1	Slow-Roll Analysis . . . . .	106
D.2	Numerical Solution . . . . .	108
D.3	$f(R)$ function from double well potential . . . . .	109
D.4	The Stability Mass Criteria . . . . .	109
D.5	The Stability Criteria from Thermodynamics Analogy . . . . .	110
	<b>Bibliography</b>	<b>113</b>



# List of Figures

2.1	Particle horizon. . . . .	22
2.2	Particle horizon evolution . . . . .	25
2.3	Particle horizon with quasi-constant evolution. . . . .	26
2.4	Numerical and analytic solutions for $\phi_{sq}(t)$ . . . . .	34
2.5	Numerical solutions for Eq. (2.36) . . . . .	37
2.6	Planck data 2018 . . . . .	37
4.1	Function described by the series of points and by tangent lines. . . . .	50
4.2	Parametric plot of $f(R)$ . . . . .	56
5.1	vdW equation . . . . .	61
5.2	Heat capacity at constant pressure versus reduced temperature. . . . .	62
5.3	ParametricPlot of reduced pressure vs chemical potential. . . . .	64
5.4	Pressure vs volume at reduced temperature. . . . .	65
5.5	Spinodal and binodal curves for the vdW. . . . .	65
6.1	Potential $V_J(R)$ given by the numerical integration. . . . .	69
6.2	Mass definitions . . . . .	70
6.3	Control space. . . . .	72
6.4	Plot of parameters $u(t)$ , $v(t)$ and $c(t)$ . . . . .	72
6.5	Snapshots of the potential $V_c(R; u(t), v(t), c(t))$ as a function of $R$ . . . . .	73
6.6	Plot of $R(t)$ and the extrema and the effective mass squared. . . . .	74
6.7	Compactified control space. . . . .	76
6.8	Parametric plots of $f(R)$ . . . . .	77
6.9	Plots of $f(R, \Lambda)$ , and $G(P, T)$ . . . . .	77
6.10	Numerical solution for $R(t)$ and $\phi(t)$ . . . . .	79
6.11	Equation-of-state parameter in the EF. . . . .	80
6.12	Equation-of-state parameter in the JF. . . . .	81
6.13	Plot of the Gibbs Potential $G$ as a function of the pressure $P$ . . . . .	82
6.14	Plot of the internal energy $U$ . . . . .	83
6.15	Plot of the effective pressure $P$ as a function of the effective volume $V$ . . . . .	84
6.16	Surface given by $S(P, T)$ . . . . .	85
6.17	Specific heat at constant pressure $C_P$ . . . . .	86
6.18	Plot of $\kappa \cdot c_{\text{vdW}}^2 \equiv \kappa \cdot \dot{P}/\dot{\rho}$ for the effective vdW gas . . . . .	86
B.1	Conformal map between two closed surfaces. . . . .	96
C.1	Numerical and analytic solutions for $\phi_q(t)$ . . . . .	101
C.2	Parametric plots of $f(R)$ Quartic case . . . . .	102

---

C.3	Mass of Quartic Potential . . . . .	103
C.4	Plot of the Gibbs for quartic potential . . . . .	104
C.5	Plot of the Preassure for quartic potential . . . . .	105
D.1	Numerical and analytic solutions for $\phi_{dw}(t)$ . . . . .	107
D.2	Planck data 2018 for dw potential . . . . .	108
D.3	Parametric plots of $f(R)$ Double Well Potential . . . . .	109
D.4	Mass of Double Well Potential . . . . .	110
D.5	Plot of the Gibbs Potential for DW Potential . . . . .	111
D.6	Plot of the effective pressure $P$ for DW Potential . . . . .	112

*Dedicated to...*  
*My good Lord, **Jesus**.*

## Part I

# Preliminars

# Introduction

Einstein's general relativity theory is constituted as the most important scientific paradigm in the field of gravitation, presenting a coherent description of space, time, and matter at a macroscopic level. Its conceptual contributions, very high precision experimental measurements, and, the recently computational simulations field research, present to general relativity as one of the most accurate theories ever studied in the history of science together with quantum mechanics [2]. The greatest impact of this theory happens in the field of cosmology, since it is the natural area of the gravity's domain, opening up new possibilities for measurement and modeling.

Since he began his work, Einstein wondered if general relativity was the definitive theory able to describe the gravitational interactions; from this moment it began the race to test and verify this theory. At the same time, Einstein proposed a static universe model [3], for this reason he introduced a modification that includes a universal constant whose action was to counteract the possible collapse of the universe, known as cosmological constant. To his surprise, years later, the observations and measurements made at the Monte Palomar observatory by the American astronomer Edwin Hubble, allowed Einstein to contrast his model by concluding that his idea of the cosmological constant was one of his worst mistakes.

Nevertheless, the scientific community did not discard the idea of introducing a cosmological constant in the theory given that it presented a more complete perspective of it. The proposals that best fit the observations were the cosmological models of the Russian mathematician Alexander Friedmann [4] and the Belgian physicist Georges Lemaître [5]. After a while, a good collection of verifiable results such as the existence of the cosmic microwave background (CMB) [6], the prediction of observed abundances of light elements [7], a thermal description, and an estimate of the age and evolution of the universe, led to consolidate these proposals as what is now well known as a standard cosmological model [8, 9].

In recent decades, however, different problems were evident that seriously challenged and questioned one of the fundamental principles of the model: The principle of homogeneity

and isotropy of the universe. This set of problems was called cosmological problems. From the 80's, an ingenious solution was proposed by the American physicist Alan Guth. He said that these problems can be resolved simultaneously in a primordial stage of the universe called: Inflation. Guth's main idea is that the universe in its very early stages of evolution had an accelerated exponential expansion, dominated by some primordial  $\phi$  scalar field with an inflationary potential  $V(\phi)$  known as Inflaton. The rapid expansion makes the universe flat, homogeneous and isotropic. The method used by Guth presented inconsistencies in estimating the amount of time for inflation [10].

A new inflationary scenario known as *slow-roll inflation* was proposed by Russian physicist Andrei Linde in which the problems presented in the previous one are solved. According to Linde, the period of inflation occurs when the scalar field "rolls very slowly" through the potential while the universe experiences an exponential expansion. Before reaching the minimum of the potential, inflation ends and a period of reheating occurs [11]. The inflationary period became perhaps more important due to its ability to extend the quantum fluctuations of the field that filled the universe by making the classics shortly after leaving the horizon. This corresponds to small inhomogeneities in the primary energy density and is responsible, via gravitational interaction, for large-scale universe structures. In fact, the 1992 space satellite COBE (Cosmic Background Explorer) found small inhomogeneities in the CMB temperature of the order of  $10^{-5}$ K, with an average temperature of  $T_0 = 2,725 \pm 0.002$  K, on scales of the order of  $10^3$  Mpc [12]. After this, the WMAP satellite (Wilkinson Microwave Anisotropy Probe), which has a better angular resolution and a sensitivity 30 times better than that of COBE, was put into orbit in 2003, confirming and improving the measurements of the previous satellite [13]. Thus, inflation begins to establish itself as a consistent and verifiable theory by providing a new scientific paradigm. After inflation, the universe evolves as described in the standard model.

Along with these new discoveries, the American astronomers Adam Riess and Saul Perlmutter made the surprising discovery that the universe is currently in a new stage of cosmic acceleration [14, 15]. The models that sought to explain this phenomenon did not wait. The simplest explanation, which has best fit the data is that of the cosmological constant  $\Lambda$ , reappearing Einstein's old idea of an universal constant but this time in favor of the expansion. The observations suggest that there is a kind of unknown fluid of negative pressure, in the density of matter, known as dark energy, which dominates the entire universe (about 68% according to its more recent report [16]), to which the accelerated expansion is associated. However, the cosmological constant model presents a fundamental problem: the inferred value of the vacuum energy density in the universe is too small compared to the value estimated in the Standard Model of particle physics (approximately 120 orders of magnitude below [17, 18]) which qualifies as a catastrophe

in the theory. One way of approaching this problem is to assume that the acceleration is not directly associated with this unknown fluid but is a pure action of the dynamics of spacetime. From this point of view, we try to modify Einstein's equations from its geometry to try to adjust the reported data without the need to include exotic fluids in the model.

Modified theories of gravity are either used to replace the cosmological constant or the inflaton field – explaining, respectively, the current and the early accelerated phase of expansion of the universe. Nevertheless, they were introduced (see Ref. [19] and references therein) long before any experimental data on either subject were available, just for the sake of completeness/diversity.

In this study we focus on  $f(R)$  theories [20, 21, 22] — nonlinear functions of the Ricci scalar  $R$  defined, as usual, in the Jordan Frame (JF) — in the metric formalism, which features an extra degree of freedom (d.o.f). Upon a suitable conformal transformation (see below), the modified gravitational Lagrangian assumes the usual Einstein-Hilbert form and the extra d.o.f. is materialized as a scalar field — for obvious reasons, this is the so-called Einstein Frame (EF).

We start from a standard potential  $V_E(\phi) = \frac{1}{2}m_\phi^2\phi^2$  in the EF (with also standard slow-roll initial conditions) and investigate the corresponding  $f(R)$  in the JF. The evolution of the system is then carefully followed in both frames. Our purpose is twofold: to discuss the stability of the initial inflationary phase (and subsequent ones as well), comparing our results to the usual definitions in the current literature, and to point out the phase transition that takes place when the system is driven towards a non-trivial global minimum by a dynamical effective potential  $V_J(R)$ . We will then be lead to an unexpected analogy to a non-ideal gas.

## Outline of the Thesis

In Chapter 1 we derive the Einstein's field equations in the metric formalism using elementary variational principles with a boundary term in the action. Also we briefly review the main elements in the standard cosmology.

In Chapter 2 we study briefly the theoretical foundations of inflation, its motivations and definition. We present its main tools and equations that will be used in the rest of this thesis. We consider the slow-roll analysis and numerical solutions for the inflationary models of interest.

In Chapter 3 we derive the  $f(R)$  gravity field equations in the metric formalism, including a boundary term in the total action, and we derive its dynamical equations considering a universe with a Friedman-Lemaître-Robertson-Walker (FLRW) metric.

In Chapter 4 we present the Legendre transformation, through which we can re write the Lagrangian in the JF and obtain the Hilbert-Einstein Lagrangian with a scalar field. After that, we consider the inverse problem and about this is going to be presented the main results of this study.

In Chapter 5 we recall the thermodynamics properties of the van der Waals (vdW) fluid, we show the most important quantities that describe a thermodynamics system. The van der Waals models is the most simple model that present a phase transitions, we show the equilibrium conditions and plot the coexistence and metastability regions for this phases.

In Chapter 6 we showing the main results of this thesis: we explore three different criteria of stability in  $f(R)$  gravity theory. At first, we start focus on a particularly simple toy-model potential for inflation in the EF and analyze the usual criteria of stability (effective squared masses) of the corresponding  $f(R)$  theory in the JF. We point out where they do not agree (and why). We then introduce a novel interpretation of the physics in JF. In section 6.2 we investigate the behaviour of the effective masses previously defined in the literature and the coalescence of the extrema (maxima and minima) of the effective potential  $V_J(R)$ , via Catastrophe Theory[23]. In section 6.3 we present the numerical solutions in a concrete example, using standard slow-roll initial conditions in the EF. As we will show, the effective potential for the Ricci scalar  $R$  presents a dynamical character. In Section 6.4 we show an unexpected analogy of such effective potential to the well-known van der Waals gas.



# Chapter 1

## General Relativity: Field Equations

General relativity constitutes the current gravitational paradigm and establishes the basis for the standard cosmological model. As a result, our current understanding of the universe at large scale is thanks to this theory. In this chapter, we show the main mathematical tools used in the framework of Einstein's general relativity to describe a universe with a four-dimensional space, FLRW metric, matter and cosmological constant.

### 1.1 FLRW Universe with Einstein's Gravity

A space-time is described by a pair  $(M, g)$ , where  $M$  is a smooth, connected, orientable and Hausdorff-type four-dimensional manifold;  $g$  is a Lorentzian metric over  $M$ .  $g$  is physically interpreted as the generalization of the gravitational potential. For a torsion-free manifold there is a unique symmetric connection  $\Gamma_{\beta\gamma}^{\alpha}$  which is compatible with the  $g$  metric called the Levi-Civita connection. In this way, the connection is interpreted as the generalization of the gravitational fields generated by the metric potentials of  $g$ .

Einstein's field equations can be obtained from a Lagrangian and the variational principle  $\delta S_{EH} = 0$ , where  $S_{EH}$  is the action of the gravitational field proposed by Albert Einstein and David Hilbert in 1915 [24]:

$$S_{EH} = \frac{1}{2k} \int_V d^4x \sqrt{-g} R. \quad (1.1)$$

The total action  $S$  also includes an action associated with the matter fields  $S_M$  and a Gibbons-York-Hawking bound term  $S_{GYH}$  [25]:

$$S = S_{EH} + S_{GYH} + S_M. \quad (1.2)$$

with,

$$S_{GYH} = 2 \oint_{\partial V} d^3y \epsilon \sqrt{|h|} K \quad (1.3)$$

where  $V$  is a hypervolume on the manifold  $M$ ,  $\partial V$  its boundary,  $h$  the determinant of the induced metric,  $K$  is the trace of the extrinsic curvature of the boundary  $\partial V$ , and  $\epsilon$  takes the values  $+1$  or  $-1$  if  $\partial V$  is timelike or spacelike, respectively (it is assumed that  $\partial V$  is nowhere null). Coordinates  $x^\alpha$  are used for the finite region  $V$  and  $y^\alpha$  for the boundary  $\partial V$ . Below we show how to obtain the Einstein field equations, varying the total action (1.2) respect to the metric  $g^{\mu\nu}$ . Such variation keeps fixed the boundary terms  $\delta g_{\mu\nu} \Big|_{\partial V}$  [24]. That is, the variation of the metric is null on the boundary  $\partial V$ . So, for the Einstein-Hilbert action, the variation is

$$\delta S_{EH} = \int_V d^4x (R \delta \sqrt{-g} + \sqrt{-g} \delta R). \quad (1.4)$$

The following results are useful. First, let us consider a  $(n \times n)$ -square matrix  $\mathcal{A} = \{a_{ij}\}$  and its inverse  $\mathcal{B} = \{b^{ij}\}$ , whose elements are given by [26]

$$b^{ij} = \frac{1}{a} (A^{ij})^T = \frac{1}{a} A^{ji}, \quad (1.5)$$

where  $a \equiv \det(\mathcal{A})$  and  $A^{ij}$  is the cofactor of  $a_{ij}$ . Setting a row  $i$ , the determinant can be written as

$$a = \sum_{j=1}^n a_{ij} A^{ij}. \quad (1.6)$$

Partially deriving the previous equation with respect to  $a_{ij}$  we obtain

$$A^{ij} = \frac{\partial a}{\partial a_{ij}}. \quad (1.7)$$

Since the determinant is a functional of  $a_{ij}$  that depends on the coordinates  $x^\sigma$ , such that  $a = a(a_{ij}(x^\sigma))$ , then

$$\begin{aligned} \partial_\sigma a &\equiv \frac{\partial a}{\partial x^\sigma} = \frac{\partial a}{\partial a_{ij}} \frac{\partial a_{ij}}{\partial x^\sigma} \\ &= A^{ij} \frac{\partial a_{ij}}{\partial x^\sigma} \\ &= a b^{ji} \frac{\partial a_{ij}}{\partial x^\sigma} \equiv a b^{ji} \partial_\sigma a_{ij}. \end{aligned} \quad (1.8)$$

Applying this result to the determinant of the metric and recalling that  $g^{\mu\nu}$  is symmetrical, then

$$\begin{aligned}\partial_\sigma g &= gg^{\mu\nu} \partial_\sigma g_{\mu\nu}, \\ \text{or } \delta g &= gg^{\mu\nu} \delta g_{\mu\nu}.\end{aligned}\tag{1.9}$$

In this manner,

$$\begin{aligned}\delta(\sqrt{-g}) &= \frac{1}{2}(-g)^{-1/2}(-g)g^{\mu\nu} \delta g_{\mu\nu}, \\ &= \frac{1}{2}\sqrt{-g}g^{\mu\nu} \delta g_{\mu\nu}.\end{aligned}\tag{1.10}$$

It is convenient to leave the variation in terms of  $\delta g^{\mu\nu}$ . For this purpose, we substitute  $\delta g_{\alpha\beta} = -g_{\alpha\mu}g_{\beta\nu}\delta g^{\mu\nu}$  in (1.10), which yields:

$$\begin{aligned}\delta(\sqrt{-g}) &= -\frac{1}{2}\sqrt{-g}g^{\alpha\beta}g_{\alpha\mu}g_{\beta\nu}\delta g^{\mu\nu} \\ &= -\frac{1}{2}\sqrt{-g}\delta_\mu^\beta g_{\beta\nu}\delta g^{\mu\nu} \\ &= -\frac{1}{2}\sqrt{-g}g_{\mu\nu}\delta g^{\mu\nu}.\end{aligned}\tag{1.11}$$

Second, the variation of the Ricci scalar  $\delta R$  is calculated as follows: Since

$$R_{\sigma\mu\nu}^\rho \equiv \partial_\mu \Gamma_{\sigma\nu}^\rho - \partial_\nu \Gamma_{\sigma\mu}^\rho + \Gamma_{\sigma\nu}^\lambda \Gamma_{\lambda\mu}^\rho - \Gamma_{\sigma\mu}^\lambda \Gamma_{\lambda\nu}^\rho,\tag{1.12}$$

then

$$\delta R_{\sigma\mu\nu}^\rho = \partial_\mu \delta \Gamma_{\sigma\nu}^\rho - \partial_\nu \delta \Gamma_{\sigma\mu}^\rho + \delta \Gamma_{\sigma\nu}^\lambda \Gamma_{\lambda\mu}^\rho + \Gamma_{\sigma\nu}^\lambda \delta \Gamma_{\lambda\mu}^\rho - \delta \Gamma_{\sigma\mu}^\lambda \Gamma_{\lambda\nu}^\rho - \Gamma_{\sigma\mu}^\lambda \delta \Gamma_{\lambda\nu}^\rho.\tag{1.13}$$

We point out that

$$\begin{aligned}\Gamma_{\mu'\nu'}^{\lambda'} &= \partial_\rho x^{\lambda'} \partial_{\mu'} x^\sigma \partial_{\nu'} x^\tau \Gamma_{\sigma\tau}^\rho - \partial_{\sigma\tau}^2 x^{\lambda'} \partial_{\mu'} x^\sigma \partial_{\nu'} x^\tau, \\ \delta \Gamma_{\mu'\nu'}^{\lambda'} &= \partial_\rho x^{\lambda'} \partial_{\mu'} x^\sigma \partial_{\nu'} x^\tau \delta \Gamma_{\sigma\tau}^\rho,\end{aligned}\tag{1.14}$$

i.e, the variation of the metric connection transforms as a tensor.

On the other hand, one can obtain the variation of the Ricci tensor using the variations of the metric connection,

$$\begin{aligned}\nabla_\lambda(\delta \Gamma_{\mu\nu}^\rho) &= \partial_\lambda \delta \Gamma_{\mu\nu}^\rho + \Gamma_{\sigma\lambda}^\rho \delta \Gamma_{\nu\mu}^\sigma - \Gamma_{\nu\lambda}^\sigma \delta \Gamma_{\sigma\mu}^\rho - \Gamma_{\mu\lambda}^\sigma \delta \Gamma_{\nu\sigma}^\rho, \\ \nabla_\nu(\delta \Gamma_{\mu\sigma}^\rho) - \nabla_\mu(\delta \Gamma_{\nu\sigma}^\rho) &= \partial_\nu \delta \Gamma_{\mu\sigma}^\rho + \Gamma_{\lambda\nu}^\rho \delta \Gamma_{\mu\sigma}^\lambda - \Gamma_{\mu\nu}^\lambda \delta \Gamma_{\lambda\sigma}^\rho - \Gamma_{\sigma\nu}^\lambda \delta \Gamma_{\mu\lambda}^\rho \\ &\quad - \partial_\mu \delta \Gamma_{\nu\sigma}^\rho - \Gamma_{\lambda\mu}^\rho \delta \Gamma_{\nu\sigma}^\lambda + \Gamma_{\nu\mu}^\lambda \delta \Gamma_{\lambda\sigma}^\rho + \Gamma_{\sigma\mu}^\lambda \delta \Gamma_{\nu\lambda}^\rho.\end{aligned}\tag{1.15}$$

from which we get the well-known *Palatini's identity*:

$$\delta R_{\mu\nu} = \delta R_{\mu\rho\nu}^{\rho} = \nabla_{\nu}(\delta\Gamma_{\mu\rho}^{\rho}) - \nabla_{\mu}(\delta\Gamma_{\mu\nu}^{\rho}). \quad (1.16)$$

Since  $R = g^{\mu\nu}R_{\mu\nu}$ , then

$$\delta R = \delta g^{\mu\nu}R_{\mu\nu} + g^{\mu\nu}\delta R_{\mu\nu}, \quad (1.17)$$

Substituting Palatini's identity (1.16) into the previous equation we get:

$$\begin{aligned} \delta R &= \delta g^{\mu\nu}R_{\mu\nu} + g^{\mu\nu}(\nabla_{\gamma}(\delta\Gamma_{\mu\nu}^{\gamma}) - \nabla_{\nu}(\delta\Gamma_{\mu\gamma}^{\gamma})) \\ &= \delta g^{\mu\nu}R_{\mu\nu} + \nabla_{\sigma}(g^{\mu\nu}(\delta\Gamma_{\mu\nu}^{\sigma}) - g^{\alpha\sigma}(\delta\Gamma_{\alpha\gamma}^{\gamma})). \end{aligned} \quad (1.18)$$

Replacing (1.11) and (1.18) in (1.4) yields:

$$\begin{aligned} \delta S_{EH} &= \int_V d^4x (R\delta\sqrt{-g} + \sqrt{-g}\delta R) \\ &= \int_V d^4x \left( -\frac{1}{2}Rg_{\mu\nu}\sqrt{-g}\delta g^{\mu\nu} + R_{\mu\nu}\sqrt{-g}\delta g^{\mu\nu} + \sqrt{-g}\nabla_{\sigma}(g^{\mu\nu}(\delta\Gamma_{\mu\nu}^{\sigma}) - g^{\alpha\sigma}(\delta\Gamma_{\alpha\gamma}^{\gamma})) \right) \\ &= \int_V d^4x \sqrt{-g} \left( R_{\mu\nu} - \frac{1}{2}Rg_{\mu\nu} \right) + \int_V d^4x \sqrt{-g} \nabla_{\sigma}(g^{\mu\nu}(\delta\Gamma_{\mu\nu}^{\sigma}) - g^{\alpha\sigma}(\delta\Gamma_{\alpha\gamma}^{\gamma})). \end{aligned} \quad (1.19)$$

The divergence term corresponding to the integral on the right of previous equation is defined as the *boundary term*:

$$\delta S_B = \int_V d^4x \sqrt{-g} \nabla_{\sigma}(g^{\mu\nu}(\delta\Gamma_{\mu\nu}^{\sigma}) - g^{\alpha\sigma}(\delta\Gamma_{\alpha\gamma}^{\gamma})) \quad (1.20)$$

$$\delta S_B = \int_V d^4x \sqrt{-g} \nabla_{\sigma} V^{\sigma}. \quad (1.21)$$

where  $V^{\sigma}$  is the vector defined as

$$V^{\sigma} \equiv \nabla_{\sigma}(g^{\mu\nu}(\delta\Gamma_{\mu\nu}^{\sigma}) - g^{\alpha\sigma}(\delta\Gamma_{\alpha\gamma}^{\gamma})). \quad (1.22)$$

Using the Gauss-Stokes theorem

$$\int_V d^n x \sqrt{|g|} \nabla_{\mu} A^{\mu} = \oint_{\partial V} d^{n-1} y \varepsilon \sqrt{|h|} n_{\mu} A^{\mu}, \quad (1.23)$$

where  $n_{\mu}$  is a vector normal to  $\partial V$ , the boundary term can be written as:

$$\delta S_B = \oint_{\partial V} d^3 y \varepsilon \sqrt{|h|} n_{\sigma} V^{\sigma}. \quad (1.24)$$

For the variation of  $\delta\Gamma_{\mu\nu}^{\sigma}$  we have:

$$\begin{aligned}
\delta\Gamma_{\mu\nu}^{\sigma} &= \delta \left( \frac{1}{2} g^{\sigma\gamma} [\partial_{\mu} g_{\gamma\nu} + \partial_{\nu} g_{\gamma\mu} - \partial_{\gamma} g_{\mu\nu}] \right) \\
&= \frac{1}{2} \delta g^{\sigma\gamma} [\partial_{\mu} g_{\gamma\nu} + \partial_{\nu} g_{\gamma\mu} - \partial_{\gamma} g_{\mu\nu}] + \frac{1}{2} g^{\sigma\gamma} [\partial_{\mu} (\delta g_{\gamma\nu}) + \partial_{\nu} (\delta g_{\gamma\mu}) - \partial_{\gamma} (\delta g_{\mu\nu})] \\
&= \frac{1}{2} g^{\sigma\gamma} [\partial_{\mu} (\delta g_{\gamma\nu}) + \partial_{\nu} (\delta g_{\gamma\mu}) - \partial_{\gamma} (\delta g_{\mu\nu})]. \tag{1.25}
\end{aligned}$$

Recalling that  $\delta g_{\mu\nu} = \delta g^{\mu\nu} = 0$  evaluated on the boundary, then

$$V^{\sigma}|_{\partial V} = g^{\mu\nu} \left[ \frac{1}{2} g^{\sigma\gamma} [\partial_{\mu} (\delta g_{\gamma\nu}) + \partial_{\nu} (\delta g_{\gamma\mu}) - \partial_{\gamma} (\delta g_{\mu\nu})] \right] - g^{\alpha\sigma} \left[ \frac{1}{2} g^{\tau\gamma} \partial_{\alpha} (\delta g_{\tau\gamma}) \right]. \tag{1.26}$$

Additionally,

$$\begin{aligned}
V_{\sigma}|_{\partial V} &= g_{\sigma\xi} V^{\xi}|_{\partial V} \\
&= g_{\sigma\xi} \left\{ g^{\mu\nu} \left[ \frac{1}{2} g^{\xi\gamma} (\partial_{\mu} (\delta g_{\gamma\nu}) + \partial_{\nu} (\delta g_{\gamma\mu}) - \partial_{\gamma} (\delta g_{\mu\nu})) \right] \right\} - g_{\sigma\xi} \left\{ g^{\alpha\xi} \left[ \frac{1}{2} g^{\tau\gamma} \partial_{\alpha} (\delta g_{\tau\gamma}) \right] \right\} \\
&= \frac{1}{2} \delta_{\sigma}^{\gamma} g^{\mu\nu} \left[ \partial_{\mu} (\delta g_{\nu\gamma}) + \partial_{\nu} (\delta g_{\gamma\mu}) - \partial_{\gamma} (\delta g_{\mu\nu}) \right] - \frac{1}{2} \delta_{\sigma}^{\mu} g^{\tau\gamma} \left[ \partial_{\mu} (\delta g_{\tau\gamma}) \right] \\
&= g^{\mu\nu} \left[ \partial_{\nu} (\delta g_{\sigma\mu}) - \partial_{\sigma} (\delta g_{\mu\nu}) \right]. \tag{1.27}
\end{aligned}$$

Replacing  $g^{\mu\nu} = h^{\mu\nu} + \varepsilon n^{\mu} n^{\nu}$  into the previous equation, the term  $n^{\sigma} V_{\sigma}$  can be written as

$$\begin{aligned}
n^{\sigma} V_{\sigma}|_{\partial V} &= n^{\sigma} (h^{\mu\nu} + \varepsilon n^{\mu} n^{\nu}) [\partial_{\nu} (\delta g_{\sigma\mu}) - \partial_{\sigma} (\delta g_{\mu\nu})] \\
&= n^{\sigma} h^{\mu\nu} [\partial_{\nu} (\delta g_{\sigma\mu}) - \partial_{\sigma} (\delta g_{\mu\nu})], \tag{1.28}
\end{aligned}$$

where the antisymmetric part of  $\varepsilon n^{\mu} n^{\nu}$  with  $\varepsilon = n^{\nu} n_{\nu}$  is  $\pm 1$ . Since  $\delta g_{\mu\nu} = 0$  on the boundary, its tangential derivatives must also vanish:  $\partial_{\sigma} \delta g_{\mu\nu} = 0$  [24]. Therefore, equation (1.28) simplifies to:

$$n^{\sigma} V_{\sigma} \Big|_{\partial V} = -n^{\sigma} h^{\mu\nu} \partial_{\sigma} (\delta g_{\mu\nu}). \tag{1.29}$$

This result is non zero because the *normal* derivative of  $\delta g_{\mu\nu}$  is not required to vanish on the hypersurface. Collecting the above results we obtain:

$$\delta S_{HE} = \int_V d^4x (R \delta \sqrt{-g} + \sqrt{-g} \delta R) \delta g^{\mu\nu} - \oint_{\partial V} d^3y \varepsilon \sqrt{|h|} h^{\mu\nu} \partial_{\sigma} (\delta g_{\mu\nu}) n^{\sigma}. \tag{1.30}$$

### 1.1.1 Variation of the boundary term

Since the induced metric is fixed on  $\partial V$ , the trace of the extrinsic curvature  $K$  is the only quantity to be varied [24]:

$$\begin{aligned}
K &= \nabla_\mu n^\mu \\
&= g^{\mu\nu} \nabla_\nu n^\mu \\
&= (h^{\mu\nu} + \varepsilon n^\mu n^\nu) \nabla_\nu n_\mu \\
&= h^{\mu\nu} \nabla_\nu n_\mu \\
&= h^{\mu\nu} (\partial_\nu n_\mu - \Gamma_{\mu\nu}^\gamma n_\gamma),
\end{aligned} \tag{1.31}$$

The variation of  $K$  is derived from the variation of  $\delta\Gamma_{\mu\nu}^\gamma$  evaluated on the boundary, and the fact that  $h^{\mu\nu} \partial_\nu(\delta g_{\sigma\mu}) = 0$  and  $h^{\mu\nu} \partial_\mu(\delta g_{\sigma\nu}) = 0$ :

$$\begin{aligned}
\delta K &= -h^{\mu\nu} \delta\Gamma_{\mu\nu}^\gamma n_\gamma \\
&= -\frac{1}{2} h^{\mu\nu} (\partial_\nu(\delta g_{\mu\sigma}) + \partial_\mu(\delta g_{\nu\sigma}) - \partial_\sigma(\delta g_{\mu\nu})) \\
&= \frac{1}{2} h^{\mu\nu} \partial_\sigma(\delta_{\mu\nu} n^\sigma).
\end{aligned} \tag{1.32}$$

Using previous equation, the variation of the boundary term is given by

$$\delta S_{GYH} = \oint_{\partial V} d^3 y \varepsilon \sqrt{|h|} h^{\mu\nu} \partial_\sigma(\delta_{\mu\nu} n^\sigma). \tag{1.33}$$

This last result cancels out exactly the boundary contribution from the Hilbert-Einstein action.

### 1.1.2 Variation of the Matter Action

The variation of the matter action yields

$$\begin{aligned}
\delta S_M &= \int_V d^4 x \delta(\sqrt{-g} L_M), \\
&= \int_V d^4 x \sqrt{-g} \left( \frac{\partial L_M}{\partial g^{\mu\nu}} \delta g^{\mu\nu} + L_M \delta\sqrt{-g} \right) \\
&= \int_V d^4 x \sqrt{-g} \left( \frac{\partial L_M}{\partial g^{\mu\nu}} - \frac{1}{2} L_M g_{\mu\nu} \right) \delta g^{\mu\nu} \\
&= -\frac{1}{2} \int_V d^4 x T_{\mu\nu} \delta g^{\mu\nu},
\end{aligned} \tag{1.34}$$

where we define  $T_{\mu\nu}$  as the momentum-energy tensor given by

$$T_{\mu\nu} \equiv -2 \frac{\partial L_M}{\partial g^{\mu\nu}} + L_M g_{\mu\nu}. \quad (1.35)$$

The variation of the total action respect to the metric  $g_{\mu\nu}$ , with fixed ends<sup>1</sup>, produces the Einstein field equations [27]:

$$G_{\mu\nu} = 8\pi G T_{\mu\nu}. \quad (1.36)$$

The Einstein tensor on the left-hand side is responsible for describing the geometry on the manifold. This tensor is defined by the expression

$$G_{\mu\nu} \equiv R_{\mu\nu} - \frac{1}{2} R g_{\mu\nu}, \quad (1.37)$$

where  $R_{\mu\nu}$  is the Ricci tensor and  $R$  is the Ricci scalar defined as the trace of the Ricci tensor  $R \equiv R^\mu{}_\mu = g^{\mu\nu} R_{\mu\nu}$ . The material content of the universe is characterized by the energy-momentum tensor  $T_{\mu\nu}$  on the right-hand side.

### 1.1.3 Standard Cosmology

The standard cosmological model is based on the principle of homogeneity and isotropy of the universe at large scales<sup>2</sup>. In order to satisfy this principle, a perfect fluid is assumed. A perfect fluid is characterized by three physical quantities: A quadrivelocity  $u^\mu = dx^\mu/d\tau$ ; a field of proper density  $\rho$ ; and a scalar field of pressure  $p$ . At the limit where  $p$  is zero (i.e, its kinetic energy is much smaller than its rest energy), the perfect fluid is reduced to a dust model. This suggests that the perfect fluid is of the form

$$T^{\mu\nu} = (\rho + p)u^\mu u^\nu + p g^{\mu\nu}. \quad (1.38)$$

Since the perfect-fluid tensor conforms to the description of an isotropic and homogeneous universe, this global characteristic makes its components independent of spatial coordinates<sup>3</sup>. Additionally, we will use a metric of Friedman-Lemaître-Robertson-Walker under the same assumption of homogeneity and isotropy. This metric makes it possible to expand or contract the tri-space by means of a scale factor  $a = a(t)$  that depends on the cosmic time; this factor describes the dynamics of the evolution of the universe. This metric is characterized by having constant curvature  $K$  that determines the spacial

<sup>1</sup>That is, the variations of the metric are annulled at the boundary.

<sup>2</sup>Scales greater than 100 Mpc.

<sup>3</sup>Actually, it means that it is possible to find a coordinate system such that those quantities do not depend on the spatial coordinates.

geometries according to three possible values assigned  $K = \{1, 0, -1\}$  from which either a closed, or a flat or an open universe is obtained, respectively. In addition, for this metric and for the rest of the work, the signature  $(-, +, +, +)$  is taken. Accordingly, the line element acquires the following form:[8]

$$ds^2 = -dt^2 + a^2(t) \left( \frac{dr^2}{1 - Kr^2} + r^2 d\Omega^2 \right), \quad (1.39)$$

This metric allows to solve the Einstein field equations exactly. With the above elements, the non-zero components of the Ricci tensor are

$$\begin{aligned} R_{00} &= 3\frac{\ddot{a}}{a}, \\ R_{ij} &= \left( \frac{\ddot{a}}{a^2} + 2\frac{\dot{a}^2}{a^2} + \frac{2K}{a^2} \right) g_{ij}, \\ R_{0j} &= 0 \forall j, \end{aligned} \quad (1.40)$$

The Ricci scalar can be obtained through the expression  $R = R^\mu_\mu \equiv g^{\mu\alpha} R_{\alpha\nu}$  so,

$$R = 6 \left[ \frac{\ddot{a}}{a} + \left( \frac{\dot{a}}{a} \right)^2 + \frac{K}{a^2} \right]. \quad (1.41)$$

The non-zero components of the Einstein tensor with mixed indices are

$$\begin{aligned} G_0^0 &= 3 \left[ \left( \frac{\dot{a}}{a} \right)^2 + \frac{K}{a^2} \right] \\ G_j^i &= \left[ 2\frac{\ddot{a}}{a} + \left( \frac{\dot{a}}{a} \right)^2 + \frac{K}{a^2} \right] \delta_j^i. \end{aligned} \quad (1.42)$$

Taken together, these tools make it possible to generate the equations that govern the dynamics of the universe known as the Friedmann and Raychaudhuri equations, respectively:

$$\left( \frac{\dot{a}}{a} \right)^2 + \frac{K}{a^2} = \frac{8\pi G}{3} \rho, \quad (1.43)$$

$$2\frac{\ddot{a}}{a} + \left( \frac{\dot{a}}{a} \right)^2 + \frac{K}{a^2} = -8\pi G p. \quad (1.44)$$

From the above equation, an expression for the cosmic acceleration is obtained by subtracting the equation (1.43) from the equation (1.44):

$$\frac{\ddot{a}}{a} = -\frac{4}{3}\pi G(\rho + 3p). \quad (1.45)$$

To complement this set of equations, an equivalent equation for the conservation of the energy known as continuity equation is obtained by taking the derivative with respect



to the cosmological time of the equation (1.43) and then using the result in equation (1.44):

$$\dot{\rho} + 3H(\rho + p) = 0. \quad (1.46)$$

Henceforth the Hubble parameter is defined as  $H \equiv \dot{a}/a$  and the reduced mass Planck as  $M_P^2 = 1/8\pi G$ .

#### 1.1.4 The Cosmological Constant

The possibility to introduce an universal constant in the field equations (1.36) led Einstein in 1917 to make the first modification of general relativity in order to justify the idea of a static universe. In other words, the role of the cosmological constant in this model was to compensate for the action of gravity so that the universe does not collapse [28]. Later on, in 1929, the observations and measurements made by American astronomer Edwin Hubble — concerning the linear relationship between the redshift and the radial distance of the galaxies — led Einstein to abandon the idea of the cosmological constant and to reproduce an expanding universe model, consistent with the observations to that date. Einstein also recognized that introducing a cosmological constant into a static universe meant an unstable universe. However, some of his colleagues agree to retain the cosmological constant for reasons of mathematical generality and for the use of other possible physical purposes associated with cosmic expansion, as expressed by Richard Tolman in a letter to Einstein in 1931 [29]:

“...since the introduction of the  $\Lambda$ -term provides the most general possible expression of the second order which would have the right properties for the energy-momentum tensor, a definite assignment of  $\Lambda = 0$ , in the absence of experimental determination of its magnitude, seems arbitrary and not necessarily correct.”

Since then, two relevant concerns have emerged regarding the cosmological constant of both theoretical and experimental nature: what is the meaning of the cosmological constant and how to obtain direct observational evidence from it. In the 90's a new era of space exploration carried out by satellites and telescopes such as COBE and the Hubble space telescope brought in new data on fluctuations in the temperature of the cosmic background radiation of the order of  $\Delta T/T \approx 10^{-5}$  and an observational value of the Hubble constant of  $(80 \pm 17) \text{ km s}^{-1} \text{ Mpc}^{-1}$  began to suggest a universe in which the contribution of the energy density associated with the cosmology constant was dominant — the new model was known as  $\Lambda$ CDM model. Between 1998 and 1999, the

Supernova Cosmology Project and High-Z Supernova programs were aimed at measuring the deceleration parameter  $q_0$  using a class of supernovae known as type Ia, which could serve as standardizable candles for the measurement of the distant galaxies and yield a value of the Hubble constant over great distances. These pieces of information provided strong evidence of a period of accelerated expansion over the last billion years. The measurements suggest that  $q_0$  has a value of about  $-1.2037 \pm 0.175$  were recently obtained in [30]. It was then estimated that the contribution from matter was close to  $\Omega_M \approx 0.3$ , and a large part of the contribution of the total energy density was from the cosmological constant with  $\Omega_\Lambda \approx 0.7$ . The last observations by satellites Wilkinson Microwave Anisotropy Probe (WMAP) [31], PLANCK [32], the Sloan Digital Sky Survey [33], the Hubble Space Telescope [34], and the Chandra X-ray Observatory [35], equipped with very high precision measurement technologies have corroborated this data. However, despite having such an excellent collection of data, the question about the meaning of the cosmological constant is still quite elusive because, to date, nothing is known about its physical nature or why the value of the cosmological constant is extremely small and nonzero.

Let us now revise the field equations with cosmological constant. Einstein's proposal was to modify the equation (1.36) to

$$R_{\mu\nu} - \frac{1}{2}Rg_{\mu\nu} + g_{\mu\nu}\Lambda = 8\pi GT_{\mu\nu}. \quad (1.47)$$

without loss of the general covariance.

With this modification, the Friedmann (1.43) and Raychaudury (1.44) equations become

$$\left(\frac{\dot{a}}{a}\right)^2 + \frac{K}{a^2} + \frac{\Lambda}{3} = \frac{8\pi G}{3}\rho, \quad (1.48)$$

$$2\frac{\ddot{a}}{a} + \left(\frac{\dot{a}}{a}\right)^2 + \frac{K}{a^2} + \frac{\Lambda}{3} = -8\pi Gp. \quad (1.49)$$

From these equations it is possible to obtain a solution for a static universe. Classically, the vacuum has no energy density, but according to the quantum field theory the vacuum is the state of the lowest possible energy density. The idea of associating the cosmological constant with a non-zero vacuum energy density is therefore assumed. Einstein defined the vacuum energy density as

$$\rho_\Lambda = \frac{\Lambda}{8\pi G}. \quad (1.50)$$

Incorporating the continuity equation (1.46) into the previous vacuum density energy (1.50) yields

$$\dot{\rho}_\Lambda = -3H(\rho_\Lambda + p_\Lambda) = 0, \quad (1.51)$$

which reduces to

$$p_\Lambda = -\rho_\Lambda. \quad (1.52)$$

The pressure associated with the vacuum energy density is negative. Consider the density and total energy pressure of the universe composed of a contribution of ordinary matter and a contribution associated with vacuum energy, that is

$$\rho_{tot} = \rho_m + \rho_\Lambda, \quad (1.53)$$

$$p_{tot} = p_m + p_\Lambda. \quad (1.54)$$

The cosmic acceleration, given by equation (1.45), is

$$\frac{\ddot{a}}{a} = -\frac{4}{3}\pi G(\rho_m + 3p_m - 2\rho_\Lambda), \quad (1.55)$$

from which one can see that the vacuum energy density can drive the acceleration of the universe.

Considering now the Friedmann equation (1.43) when the energy density of the vacuum dominates:

$$H_\Lambda = \left(\frac{\dot{a}}{a}\right)^2 = \frac{8\pi G}{3}\rho_\Lambda, \quad (1.56)$$

we get that

$$a(t) \propto e^{H_\Lambda t}. \quad (1.57)$$

It is also notable that adding the cosmological constant to Einstein's field equations will increase the age of the universe .

Next we calculate the age of the universe from observable cosmological parameters such as the densities of radiation, matter and cosmological constant. From the Friedmann equation (1.43) we get

$$\left(\frac{\dot{a}}{a}\right)^2 = \frac{8\pi G}{3}(\rho_m + \rho_r + \rho_\Lambda) - \frac{K}{a^2}. \quad (1.58)$$

For matter we have that

$$\rho_m(t) = \left(\frac{a(t_0)}{a(t)}\right)^3 \rho_{m,0}. \quad (1.59)$$

The subscript “0” indicates the present moment. For radiation we have

$$\rho_r(t) = \left(\frac{a(t_0)}{a(t)}\right)^4 \rho_{r,0}, \quad (1.60)$$

and, for the cosmological constant

$$\rho_\Lambda(t) = \rho_{\Lambda,0}. \quad (1.61)$$

In cosmology it is usual to express mass densities in terms of the fraction  $\Omega$  of the *critical density*  $\rho_c$ , where the critical density is defined as that for which the total mass density makes the universe flat:

$$\rho_c = \frac{3H^2}{8\pi G}. \quad (1.62)$$

So, by definition,

$$\Omega_x \equiv \frac{\rho_x}{\rho_c}, \quad (1.63)$$

and defining

$$\Omega_K \equiv -\frac{k}{a_0^2 H_0^2}. \quad (1.64)$$

We can write

$$\rho_m(t) = \frac{3H_0^2}{8\pi G} \left( \frac{a(t_0)}{a(t)} \right)^3 \Omega_{m,0}, \quad (1.65)$$

$$\rho_r(t) = \frac{3H_0^2}{8\pi G} \left( \frac{a(t_0)}{a(t)} \right)^4 \Omega_{r,0}, \quad (1.66)$$

$$\rho_\Lambda(t) = \frac{3H_0^2}{8\pi G} \Omega_{\Lambda,0}, \quad (1.67)$$

such that Friedmann's equation becomes

$$H^2(t) = H_0^2 \left[ \Omega_{r,0} \left( \frac{a_0}{a(t)} \right)^4 + \Omega_{m,0} \frac{a_0}{a(t)} + \Omega_{K,0} \left( \frac{a_0}{a(t)} \right)^2 + \Omega_{\Lambda,0} \right]. \quad (1.68)$$

For  $t = t_0$ , this reduces to

$$1 = \Omega_{r,0} + \Omega_{m,0} + \Omega_{K,0} + \Omega_{\Lambda,0}, \quad (1.69)$$

so that

$$\Omega_{K,0} \equiv 1 - \Omega_{r,0} - \Omega_{m,0} - \Omega_{\Lambda,0}. \quad (1.70)$$

In equation (1.68), we add the constraint<sup>4</sup>  $a_0 = 1$ :

$$\begin{aligned} \frac{\dot{a}}{a} &= H_0 \sqrt{\Omega_{r,0} a^{-4} + \Omega_{m,0} a^{-3} + \Omega_{K,0} a^{-2} + \Omega_{\Lambda,0}}, \\ a \frac{da}{dt} &= H_0 \sqrt{\Omega_{r,0} a^{-4} + \Omega_{m,0} a^{-3} + \Omega_{K,0} a^{-2} + \Omega_{\Lambda,0}}, \\ dt &= \frac{da}{H_0 a \sqrt{\Omega_{r,0} a^{-4} + \Omega_{m,0} a^{-3} + \Omega_{K,0} a^{-2} + \Omega_{\Lambda,0}}}. \end{aligned} \quad (1.71)$$

<sup>4</sup>which can be seen as a mere normalization procedure if  $K = 0$ .

Integrating the previous equation, we get

$$t_0 = \int_0^1 \frac{da}{H_0 a \sqrt{\Omega_{r,0} a^{-4} + \Omega_{m,0} a^{-3} + \Omega_{K,0} a^{-2} + \Omega_{\Lambda,0}}}. \quad (1.72)$$

This is the equation used to calculate the age of the universe. The only possibility to integrate this equation is numerically and the result is approximately equal to  $13.8 \times 10^9$  years [16]. Therefore, including the cosmological constant to Einstein's equations generates an age consistent with the estimated age of the oldest stars<sup>5</sup>. A particular possibility of analytical integration results when we take both  $\Omega_K = 0$  and  $\Omega_r = 0$  and considering only the contribution of matter density and vacuum density, that is

$$1 = \Omega_m + \Omega_\Lambda. \quad (1.73)$$

In this case, the possible solutions are

$$t_0 = \begin{cases} \frac{2}{3H_0} \frac{\tan^{-1} \sqrt{\Omega_{m,0}-1}}{\sqrt{\Omega_{m,0}-1}}, & \text{for } \Omega_{m,0} > 1, \quad \Omega_\Lambda < 0, \\ \frac{2}{3H_0}, & \text{for } \Omega_{m,0} = 1, \quad \Omega_\Lambda = 0, \\ \frac{2}{3H_0} \frac{\tan^{-1} \sqrt{1-\Omega_{m,0}}}{\sqrt{1-\Omega_{m,0}}}, & \text{for } \Omega_{m,0} < 1, \quad \Omega_\Lambda > 0. \end{cases} \quad (1.74)$$

We use (1.44) to define the deceleration parameter as  $q_0 \equiv -\ddot{a}(t_0)a(t_0)/\dot{a}^2(t_0)$ , since the state parameter  $\omega = p/\rho$  has the values of  $-1, 0$  and  $-1/3$  for vacuum, matter and radiation respectively, the pressure in the present is

$$p_0 = \frac{3H_0^2}{8\pi G} \left( -\Omega_{\Lambda,0} + \frac{1}{3}\Omega_{r,0} \right), \quad (1.75)$$

so we can write  $q_0$  in terms of the  $\Omega$ s as

$$\begin{aligned} q_0 &\equiv -\frac{\ddot{a}(t_0)a(t_0)}{\dot{a}^2(t_0)} \\ &= \frac{4\pi G(\rho_0 + 3p_0)}{3H_0^2} \\ &= \frac{1}{2} (\Omega_{m,0} - 2\Omega_{\Lambda,0} + 2\Omega_{r,0}). \end{aligned} \quad (1.76)$$

Considering only the contribution of matter density and vacuum density with good approximation we estimated that  $q_0 = -0.5275 < 0$  [16], which means that the expansion of the universe is accelerating.

Finally, according to the last analysis of results of the Planck mission measurements that reported that [16]:

<sup>5</sup>But  $t_0 = 9.6 \times 10^9$  years [16] if  $\Lambda = 0$ , which is somewhat younger than the oldest objects in the galaxy, though not by many standard deviations [8].

... the Universe is spatially flat to high accuracy ( $\Omega_K = 0.0007 \pm 0.0019$ ), matter density parameter  $\Omega_m = 0.315 \pm 0.007$ , a Hubble constant  $H_0 = (67.4 \pm 0.5) \text{ kms}^{-1} \text{ Mpc}^{-1}$ , in substantial  $3.6\sigma$  tension with the latest local determination by Riess et al. [36], ..., None of the extended models that we have studied in this paper convincingly resolves the tension with the Riess et al. [36] value of  $H_0$ . The  $\Lambda$ CDM model provides an astonishingly accurate description of the Universe from times prior to 380000 years after the Big Bang, defining the last-scattering surface observed via the CMB, to the present day at an age of 13.8 billion years.

It is very exciting that such a simple modification of general relativity will achieve such extraordinary advances, but one important thing is that the nature and meaning of the cosmological constant is still unknown and therefore it is necessary to investigate and explore new theoretical alternatives on the problems associated with this.

## 1.2 Conclusions

The variation of the total action with respect to the metric  $g_{\mu\nu}$  fixed on the boundary produces Einstein field equations. The boundary term cancels exactly the boundary contribution from the Hilbert-Einstein action.

The FLRW metric and the perfect fluid tensor, valid under the condition of homogeneity and isotropy of the universe, allow to solve the Einstein field equations (1.36) in an exact way. The dynamics of the FLRW universe is determined by the scale factor  $a = a(t)$  by the Friedmann (1.43) and Raychauduri (1.44) equations. On the other hand, the dynamic of the whole material content obeys the equation of continuity (1.46).

The addition of the cosmological constant to the Einstein field equations generates the  $\Lambda$ CDM model. As a result of this modification, we found that the age of the universe is consistent with the age of the oldest stars, the estimation shows an age of 13.8 billions, and a universe with accelerated expansion in the present.

## Chapter 2

# Inflation

In this chapter we study the inflation scenario, its motivation and definition. We also investigate the inflationary scalar field known as inflaton, its equations of movement, and the slow-roll approximation that leads to an analytical solution. The numerical solution for the full field equation is also presented under the initial slow-roll conditions. Finally, we analyze the quadratic inflationary potential and the same case with the contribution of the cosmological constant.

### 2.1 Motivations for Inflation

The successes of the standard cosmological model are as intriguing as their problems. In particular, the standard cosmological model points to an inevitable singularity at the beginning. On the other hand, the principle of homogeneity and isotropy of the universe is corroborated with observations on large scales but there is never a satisfactory explanation of the origin of this cosmological condition. This in turn leads to what it is known as standard cosmology problems. We will briefly describe three of these problems.

#### 2.1.1 Horizon Problem

Concerning the uniformity of the universe and by this we mean its physical properties, it is surprisingly uniform. Recent measurements of the CMB show that temperature variations are of the order of  $\frac{\delta T}{T} \sim 10^{-5}$ . Recall that this cosmic radiation originates during the time of recombination, for  $t_{rec} \approx 380,000$  yr. On the other hand, let us point out that the spatial region that corresponds to our current observed universe is obtained by means of the particulate horizon, the maximum distance over which a causal signal

can propagate in the age of the universe. By definition, the coordinate distance between a luminous source to the origin<sup>1</sup> is

$$d_c \equiv \frac{2a_0}{H_0}. \quad (2.1)$$

For the recombination period, we have the same coordinate distance  $d_c$  between a luminous source to the origin, but not the same physical distance ( $d_{phy}$ ), that is,

$$\begin{aligned} d_{phy,rec} &= a_{rec} d_c \\ &= 2H_0^{-1} \frac{a_{rec}}{a_0} \\ &= 2H_0^{-1} \frac{T_0}{T_{rec}}. \end{aligned} \quad (2.2)$$

The particle horizon during recombination is

$$\begin{aligned} 2H^{-1} &= 2(H^2)^{-1/2} \propto (\rho_m)^{-1/2} \propto (a^{-3})^{-1/2} \propto (T^3)^{-1/2}, \\ &\propto T^{-3/2}. \end{aligned} \quad (2.3)$$

Then,

$$2H_{rec}^{-1} T_{rec}^{3/2} = 2H_0^{-1} T_0^{3/2}, \quad (2.4)$$

and thus,

$$2H_{rec}^{-1} = 2H_0^{-1} \left( \frac{T_0}{T_{rec}} \right)^{3/2}. \quad (2.5)$$

This spatial region contains the following amount of particle horizons:

$$\begin{aligned} \frac{d_{phy,rec}^3}{(2H_{rec}^{-1})^3} &= \frac{\left( 2H_0^{-1} \frac{T_0}{T_{rec}} \right)^3}{\left( 2H_0^{-1} \frac{T_0}{T_{rec}} \right)^{9/2}} \\ &= \left( \frac{T_{rec}}{T_0} \right)^{3/2} \\ &= \left( \frac{0.26eV}{2.725K} \frac{1.1605 \times 10^2 K}{1eV} \right)^{3/2} \\ &\sim 10^4. \end{aligned} \quad (2.6)$$

Each of these regions is expected to have a completely different temperature than the temperatures of the other self-causally-connected regions. However, today the same temperature is detected in all of them. Additionally, assume that each one of these regions emits photons with different temperatures, whose light cones are expanding according to the expansion of the universe, see Figure (2.1).

<sup>1</sup>We considered a FLRW coordinate system in which we are at the origin of the coordinates.



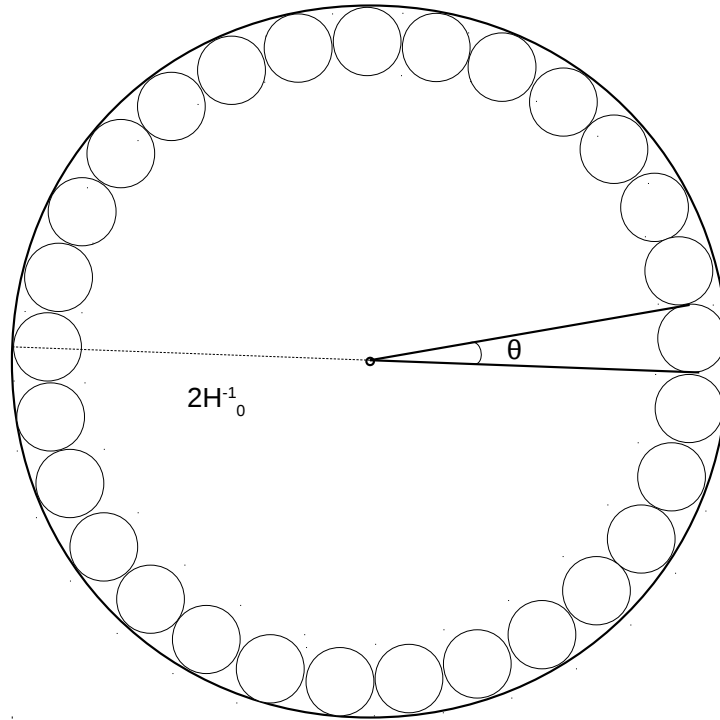


FIGURE 2.1: Angles defined by each region causally connected to our current universe. The dotted line defines the current particle horizon  $2H_0^{-1}$ .

Then the angle for each region is approximately

$$\begin{aligned}
 \theta &= \frac{2H_{rec}^{-1} \frac{a_0}{a_{rec}}}{2H_0^{-1}} \\
 &= \frac{H_0^{-1} \left(\frac{T_0}{T_{rec}}\right)^{3/2} \frac{T_{rec}}{T_0}}{H_0^{-1}} \\
 &= \left(\frac{T_0}{T_{rec}}\right)^{1/2} \\
 &= \left(\frac{2.725K}{0.26eV} \frac{1eV}{1.1605 \times 10^2 K}\right)^{1/2} \\
 &= 0.03005 \text{ rad} \\
 &\approx 1.72^\circ.
 \end{aligned} \tag{2.7}$$

This tells us that if we change the direction of observation in more than in  $2^\circ$  the sky, the measured temperature should be different, but the background cosmic radiation is highly uniform. This problem of standard cosmology is known as the horizon problem [8, 37].

### 2.1.2 Flatness Problem

Starting from the definition (1.70) we have

$$\Omega - 1 = \frac{K}{a^2 H^2}. \quad (2.8)$$

Therefore, if the universe is spatially flat ( $K = 0$ ), then  $\Omega = 1$  always. But, if  $K \neq 0$ ,  $\Omega$  will evolve over time as follows

$$|\Omega - 1| \propto \frac{1}{a^2 H^2} \begin{cases} \frac{1}{a^2 a^{-4}} = a^2, & \text{for radiation domination,} \\ \frac{1}{a^2 a^{-3}} = a, & \text{for matter domination.} \end{cases} \quad (2.9)$$

Hence,  $|\Omega - 1|$  will increase over time, either as  $a^2$  or as  $a$ . However, the current value for  $|\Omega - 1|$  is [16]

$$\Omega_0 - 1 = 0.0007 \pm 0.0019. \quad (2.10)$$

This tells us that if the current value of  $\Omega$  is 1, with an accuracy of 1 in  $10^4$ , then in early times  $\Omega$  it was incredibly more accurate closer to 1. Take for example the value at the start of the nucleosynthesis:

$$\begin{aligned} \frac{|\Omega - 1|_{T=T_N}}{|\Omega - 1|_{T=T_0}} &= \frac{a_N}{a_0} \\ &= \frac{T_0}{T_N} \\ &= \frac{2.725K}{1MeV} \frac{1MeV}{1.1605 \times 10^{10}K} \\ &\approx 0(10^{-10}). \end{aligned} \quad (2.11)$$

This problem is known as a flatness problem [8, 37].

### 2.1.3 The Relic Problem

Some of these relics are the gravitino, the module, and the topological defects<sup>2</sup>, such as domain walls, cosmic strings, and magnetic monopoles. We present a brief analysis of this last relic based on some results of particle physics.

A magnetic monopole is a local monopole possessing a magnetic moment. The work made by 't Hooft and Polyakov [41, 42] are the first that predicted the magnetic monopoles. For GUT scale of  $10^{16}$  GeV, these monopoles would have a mass around  $10^{17} - 10^{18}$  GeV. On the other hand, E. Parker obtained an upper bound on the flux

<sup>2</sup>from expected GUT phase transitions [38, 39, 40]

of monopoles in the galaxy from astrophysical considerations [43]. If we take into account this bound, the fraction of the total energy density for the present-day limit for monopoles  $\Omega_{mono,0}$

$$\Omega_{mono,0} = \frac{\rho_{mono,0}}{3M_p^2 H^2} < 10^{-6}. \quad (2.12)$$

Therefore, the density of magnetic monopoles currently has the following upper bound

$$\rho_{mono,0} < (3 \times 10^{-6})(2.436 \times 10^{18} GeV)^2 (2.13 \times 10^{-42} GeV)^2 h^2 = 3.7 \times 10^{-53} GeV^4. \quad (2.13)$$

The GUT scale temperature is about  $10^{28}$  K and, therefore, their density at the time of formation was

$$\frac{\rho_{mono,form}}{\rho_{mono,0}} = \left( \frac{a_0}{a_{for}} \right)^3 = \frac{g_*(T_{form})}{g_*(T_0)} \left( \frac{T_{for}}{T_0} \right)^3 \quad (2.14)$$

where  $g_*(T)$  are the degrees of freedom of the particles for a given temperature  $T$ . So that

$$\begin{aligned} \rho_{mono,form} &= \rho_{mono,0} \frac{g_*(T_{form})}{g_*(T_0)} \left( \frac{T_{for}}{T_0} \right)^3 \\ &= (3.7 \times 10^{-53} GeV^4) \left( \frac{500}{3.36} \right) \left( \frac{10^{28} K}{2.725 K} \right)^3 \\ &= 2.72 \times 10^{32} GeV^4. \end{aligned} \quad (2.15)$$

Nevertheless, according to the theory, one monopole is made within the horizon distance at  $t_{GUT} \approx 10^{-36}$ , so the density of magnetic monopoles is [44]

$$n_{mono}(t_{GUT}) = \frac{1 \text{ monopole}}{(2ct_{GUT})^3} \approx 10^{82} m^{-3}, \quad (2.16)$$

$$\begin{aligned} \rho_{mono,form} &= 10^{82} m^{-3} (10^{16} GeV) \\ &= 10^{98} GeV m^{-3} (6.582 \times 10^{-25} GeV s)^3 (2.998 \times 10^8 m s^{-1})^3 \\ &= 7.68 \times 10^{50} GeV^4. \end{aligned} \quad (2.17)$$

We observe that the abundance predicted by the models of formation of monopoles is much greater than that observed experimentally. This is the problem of magnetic monopoles [8].

### 2.1.4 Solution to Cosmological Problems

To properly solve the problems outlined above, a period of strongly accelerated expansion — known as inflation — is required at the beginning of the universe.

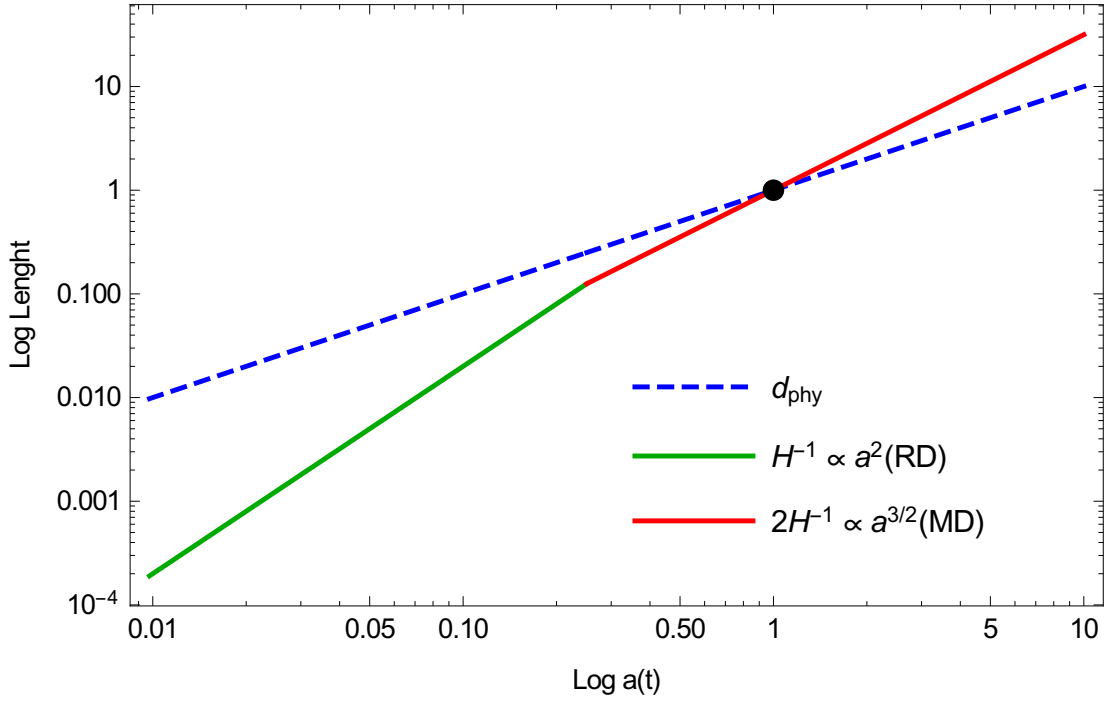


FIGURE 2.2: Logarithmic plot of particle horizon evolution (green-red/solid) and physical distance (blue/dashed). The intersection (black dot) of both lines corresponds to the current moment of the observed universe. Going back in time the regions are causally disconnected.

Consider, for example, the problem of the horizon. We know that the physical distance is  $d_{\text{phy}} \propto a$  while the particle horizon evolves according to the cosmological era as  $H^{-1} \propto a^2$  during the radiation dominated era (RD) and  $2H^{-1} \propto a^{3/2}$  during the matter dominated era (MD). We can see the evolution of each region in the Figure (2.2) We can observe, going back in time, that the region corresponding to our current observed universe will never be in complete causal contact. The condition to solve the horizon problem is that the region corresponding to our current observed universe is reduced during inflation to a value  $d_{\text{phy},i}$  smaller than the value of the causally-connected region ( $1/2$  of the particle horizon  $H_I^{-1}$ ) at the beginning of inflation (see Figure 2.3). So that

$$\begin{aligned}
 d_{\text{phy},i} &= 2H_0^{-1} \frac{a_i}{a_0} \\
 &= 2H_0^{-1} \frac{a_f}{a_0} \frac{a_i}{a_f} \\
 &\simeq H_I^{-1}.
 \end{aligned} \tag{2.18}$$

Defining the amount of inflation (known as the number of e-folds) as

$$N = \log \left( \frac{a_f}{a_i} \right), \tag{2.19}$$

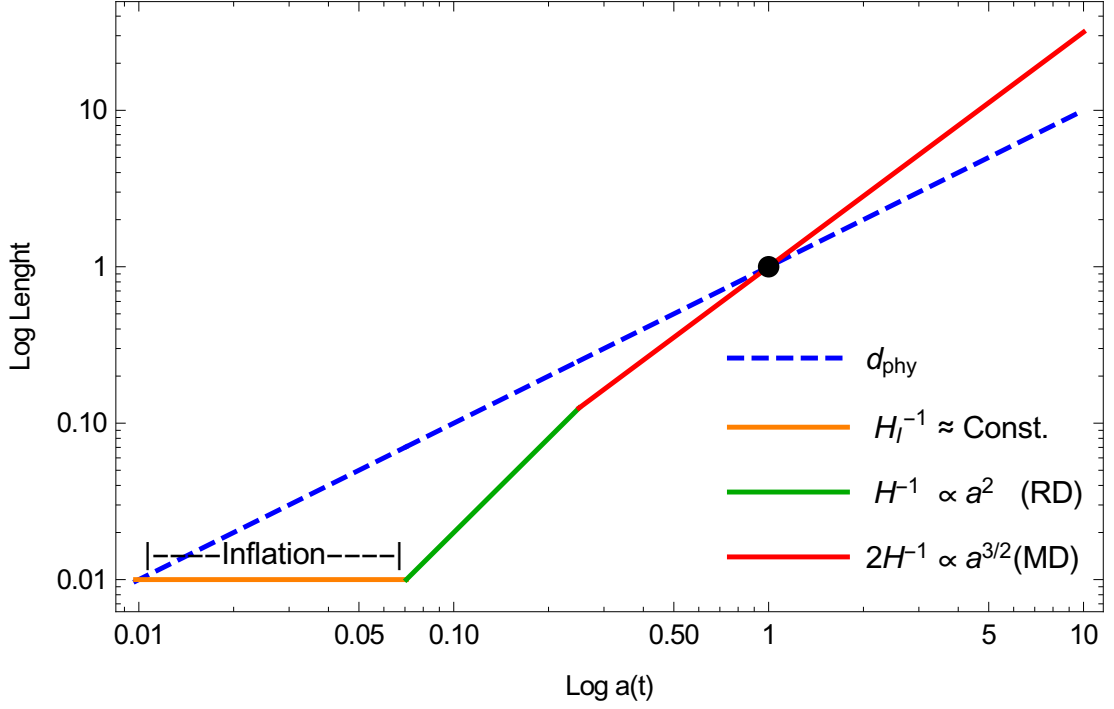


FIGURE 2.3: Logarithmic Plot of Particle Horizon evolution (orange-green-red/solid) and physical distance (blue/dashed). It is considered a period of evolution of the quasi-constant particle horizon at the beginning of the universe (orange/solid) in which the physical distance was within the region of the particle horizon.

we get that

$$\begin{aligned} d_{phy,i} &= 2H_0^{-1} \frac{T_0}{T_f} e^{-N} \\ &\simeq H_I^{-1}. \end{aligned} \quad (2.20)$$

Then,

$$\begin{aligned} N &\simeq \log \left( \frac{2T_0 H_I}{T_f H_0} \right) \\ &= \log \left( \frac{2T_0}{H_0} \right) - \log \left( \frac{T_f}{H_I} \right) \\ &= \log \left( \frac{2(2.725K)}{2.1332h \times 10^{-42} GeV} \frac{1GeV}{1.1605 \times 10^{13} K} \right) + \log \left( \frac{H_I}{T_f} \right) \\ &\approx 68 + \log \left( \frac{H_I}{T_f} \right). \end{aligned} \quad (2.21)$$

Since

$$\frac{H_I}{T_f} = \sqrt{\frac{\pi^2}{90} g_*(t_f)} \frac{T_f}{M_P}, \quad (2.22)$$

and assuming that  $g_*(T_f) \approx 500$  and  $T_f < M_P$  (to avoid the effects of quantum gravity), we get to relation

$$\begin{aligned} \frac{H_I}{H_f} &\simeq 7 \\ \log\left(\frac{H_I}{H_f}\right) &\simeq 2. \end{aligned} \quad (2.23)$$

Therefore, the amount of inflation required is  $N \approx 70$  e-folds of inflation to solve the horizon problem. This solution consecutively solves the problem of flatness and the problem of magnetic monopoles. By definition, during inflation  $\Omega$  is driven toward 1. At the end of inflation,  $\Omega$  is supposed to be so close to 1 that it remains very close to 1 up to the present [37]. A period of exponential expansion that occurred after the production of monopoles (but before photons were created in a period of reheating) would have greatly reduced the monopole to photon ratio. In order to reduce the monopole/photon ratio by a factor  $10^{-30}$ , it must have increased the horizon size (at some time before the reheating that creates photons) by a factor  $10^{10}$ , this requires the number  $N$  of e-foldings to be greater than 23 [8].

## 2.2 Inflation

Formally, inflation is defined as a period when

$$\ddot{a} > 0. \quad (2.24)$$

An important condition for inflation is then obtained from equation (1.45):

$$\rho + 3p < 0. \quad (2.25)$$

Thus,

$$p < -\frac{\rho}{3}, \quad (2.26)$$

which implies that the necessary condition to generate an inflationary period is that there are negative pressures. This condition is satisfied through a scalar field that evolves with a practically flat potential.

According to the the continuity equation (1.46) if we consider  $p = -\rho$ , then the following properties for the inflation period are obtained:

$$\dot{\rho} = 0 ; H \equiv H_I = \text{Constant} , \quad (2.27)$$

and

$$a(t) = a_i e^{H_I(t-t_i)}, \quad (2.28)$$

where  $H_I$  is the Hubble parameter during inflation.

## 2.3 The Inflaton Field

The scalar field that satisfies the inflation condition is called inflaton, and is denoted by the Greek letter  $\phi$ . We obtain the density and pressure expressions for a scalar field and we will see what conditions arise for this field according to the definition of inflation. The equations of motion for a scalar field in an universe with a Friedmann-Lemaître-Robertson-Walker metric are obtained from the action

$$S = \int d^4x \mathcal{L}, \quad (2.29)$$

with a Lagrangian density

$$\mathcal{L} = \frac{1}{2} \partial_\mu \phi \partial^\mu \phi + V(\phi). \quad (2.30)$$

Applying the Euler-Lagrange equations, the equations of field motion known also as Klein-Gordon equations are obtained:

$$\ddot{\phi} + 3H\dot{\phi} - \frac{\nabla^2 \phi}{a^2} + \frac{\partial V}{\partial \phi} = 0. \quad (2.31)$$

Since the energy-momentum tensor for a scalar field is defined as

$$T_{\mu\nu} = \partial_\mu \phi \partial_\nu \phi - g_{\mu\nu} \mathcal{L}, \quad (2.32)$$

the energy density is

$$\rho_\phi \equiv T_{00} = \frac{\dot{\phi}^2}{2} + V(\phi) + \frac{(\nabla\phi)^2}{2a^2}, \quad (2.33)$$

while the pressure is

$$p_\phi \equiv \frac{1}{3} T_{\mu\nu} h^{\mu\nu} \equiv \frac{1}{3} T_{\mu\nu} (g_{\mu\nu} - \delta_\mu^0 \delta_\nu^0) = \frac{\dot{\phi}^2}{2} - V(\phi) + \frac{(\nabla\phi)^2}{6a^2}. \quad (2.34)$$

Considering a homogeneous field, in order to satisfy the cosmological principle, i.e.,

$$\nabla\phi = 0, \quad (2.35)$$

we obtain

$$\ddot{\phi} + 3H\dot{\phi} + \frac{\partial V}{\partial \phi} = 0, \quad (2.36)$$

$$\rho_\phi = \frac{\dot{\phi}^2}{2} + V(\phi), \quad (2.37)$$

$$p_\phi = \frac{\dot{\phi}^2}{2} - V(\phi). \quad (2.38)$$

For future references, we call equation (2.36) as the equation of motion for a scalar field in an expanding homogeneous spacetime. In this way, from equation (2.25) we obtain

$$\dot{\phi}^2 < V(\phi). \quad (2.39)$$

Equation (2.39) is the only condition of the field during inflation. The condition (2.24) for inflation can also be written

$$-\frac{\dot{H}}{H^2} < 1. \quad (2.40)$$

On the usual assumption that  $H$  decreases with time, inflation is an era when  $H$  varies slowly on the Hubble timescale. We can begin by assuming that,

$$|\dot{H}| \ll H^2, \quad (2.41)$$

then  $H$  is practically constant over many Hubble times and we have almost-exponential expansion,  $a \propto e^{Ht}$ . A universe with  $H$  exactly constant is called a de Sitter universe [8]. Then from the equations (2.36) and (2.39) the following conditions must be satisfied [45]:

$$\dot{\phi}^2 \ll V(\phi), \quad (2.42)$$

$$|\ddot{\phi}| \ll |3H\dot{\phi}|. \quad (2.43)$$

The conditions (2.42) and (2.43) are sufficient but not necessary for the existence of inflation and are known as *slow-roll conditions*. Applying the slow-roll conditions to equation (2.36) yields:

$$3H\dot{\phi} \simeq -\frac{\partial V}{\partial \phi}. \quad (2.44)$$

Also, using the slow-roll conditions on the Friedmann equation (1.43) approaches

$$H^2 \simeq \frac{V(\phi)}{3M_P^2}. \quad (2.45)$$

With the pieces of information above, two important parameters for slow-roll conditions, called slow-roll parameters, can be defined:

$$\epsilon \equiv \frac{M_P^2}{2} \left( \frac{V'}{V} \right)^2 \ll 1, \quad (2.46)$$

and

$$\eta \equiv M_P^2 \left| \frac{V''}{V} \right| \ll 1. \quad (2.47)$$



The primes indicate the derivative with respect to  $\phi$ . The assumption (2.41) and the approximations (2.44) and (2.45) constitute the slow-roll approximation. The slow-roll approximation implies the conditions (2.46) and (2.47) on the potential, which we will call flatness conditions [8].

An additional parameter, already defined, is the number of e-folds  $N$ . This quantity is calculated using the following expression

$$N(t) \equiv \ln \frac{a(t_{\text{final}})}{a(t_{\text{ini}})}, \quad (2.48)$$

which can be expressed in terms of the potential  $V(\phi)$  and in terms of the slow-roll parameter  $\epsilon$

$$N = \frac{1}{M_P^2} \int_{\phi_{\text{end}}}^{\phi} \frac{V(\phi)}{V'(\phi)} d\phi = \frac{1}{M_P} \int_{\phi_{\text{end}}}^{\phi} \frac{1}{\sqrt{2\epsilon}} d\phi. \quad (2.49)$$

## 2.4 Spectrum of the Perturbations of the Curvature $\zeta$ in the Inflationary Scenario

The anisotropies in the temperature of the CMB,  $\delta T/T_0$ , are directly related to the perturbations in the energy density  $\delta\rho/\rho_0$  at the recombination epoch (Sachs-Wolfe effect) [8], whose primary origin is the extension of the quantum fluctuations of one or more scalar fields  $\phi_i$  that fill the universe during inflation [45, 46]

$$\left(\frac{\delta T}{T_0}\right)_k = -\frac{1}{2} \left(\frac{aH}{k}\right)^2 \left(\frac{\delta\rho}{\rho_0}\right)_k. \quad (2.50)$$

Perturbations in the energy density in the recombination epoch can in turn be quantified by an invariant gauge called *primordial perturbation in the curvature*  $\zeta$ :

$$\left(\frac{\delta\rho}{\rho_0}\right)_k = \frac{2}{5} \left(\frac{k}{aH}\right)^2 \zeta_k, \quad (2.51)$$

Geometrically,  $\zeta$  measures the spatial curvature of constant-density hypersurfaces,  $R^{(3)} = 4\nabla^2\Psi/a^2$ , where  $\Psi$  is a scalar metric perturbations [47]. It can represent too the difference in the number of e-folds between the two sets of hypersurfaces [48]. It can be expressed in terms of the fluctuations of the fields  $\phi_i$  only. For example, in the case of a single scalar field  $\phi$  present during inflation it is given by

$$\zeta = -H_I \frac{\delta\phi}{\phi_0}, \quad (2.52)$$

where  $H_I$  is the Hubble parameter during inflation. It is convenient to use  $\zeta$  to describe the primordial perturbations because it is conserved in superhorizon scales ( $k \ll aH_{\text{inf}}$ ), as long as the pressure is a function only of the energy density [49, 50, 51] and it is well defined even after the scalar fields  $\phi_i$  have decayed. Until recently, the best known and accepted scenario for the origin of density perturbations, the inflationary scenario, identifies inflation as the scalar field whose fluctuations were responsible for density perturbations. This scenario, known as *the inflaton scenario* describes very well the properties of  $\zeta$  leading to a nearly scale-invariant power spectrum

$$\mathcal{P}_\zeta(k) \equiv A_\zeta^2 \left( \frac{k}{aH_{\text{inf}}} \right)^{n_\zeta}. \quad (2.53)$$

The amplitude  $A_\zeta$  and the spectral index  $n_\zeta$  in the equation (2.53) are:

$$A_\zeta^2 \simeq \left( \frac{H_*}{\sqrt{8\varepsilon}\pi M_P} \right)^2 \simeq \frac{1}{24\pi^2 M_P^4} \frac{V}{\epsilon}, \quad (2.54)$$

$$n_\zeta = 2\eta - 6\epsilon, \quad (2.55)$$

where we have used equation (2.45). The star \* denoting the global Hubble parameter evaluated a few Hubble times after horizon exit. It is common to define the spectral index of scalar perturbations as

$$n_s = 1 + n_\zeta = 1 + 2\eta - 6\epsilon, \quad (2.56)$$

in terms of the slow-roll parameters.

According to last report analysis from PLANCK mission [16] the value of the amplitude of the spectrum  $A_\zeta$  is ( $2 \times 10^{-9}$ ). In the case of a single scalar field, the bound obtained is

$$\frac{V^{1/4}}{\epsilon^{1/4}} = 0.000175 M_P = 4.139 \times 10^{18} \text{ GeV}, \quad (2.57)$$

that will be known as *the COBE normalization* [52]. During inflation, fluctuations in the vacuum generate a primordial tensor perturbations, which leads to the corresponding nearly scale-invariant power spectrum

$$\mathcal{P}_T(k) \equiv A_T^2 \left( \frac{k}{aH_{\text{inf}}} \right)^{n_T}. \quad (2.58)$$

Initially the amplitude of gravitational waves  $A_T$  oscillate after entering the horizon with amplitude

$$A_T^2 \simeq \left( \frac{\sqrt{2}H_*}{\pi M_P} \right)^2. \quad (2.59)$$

It is convenient to specify the relation known as the tensor-to-scalar ratio  $r$ :

$$r \equiv \frac{A_T^2}{A_\zeta^2} = 16\epsilon . \quad (2.60)$$

Primordial tensor perturbations have not been observed so far. The current upper limit from the PLANCK observations analysis [16] on the tensor-to-scalar ratio,  $r < 0.10$  95% of confidence level (CL). Combined with BICEP2/Keck Array BK15/PLANCK data shows that  $r < 0.056$  95% CL [16]. So, it should be noted that the PLANCK report does not have a lower bound of  $r$ , and the spectral index  $n_s = 0.9649 \pm 0.0042$  68% CL.

## 2.5 Inflationary Models

In this section, we will show the inflationary models of interest, the possibility of obtaining inflation of the slow-roll approximation for each proposed potential and the corresponding numerical solution for the full scalar field equation of motion. The models are well known in the literature for their simplicity.

### 2.5.1 The $\phi^2$ Potential

The  $\phi^2$  potential is the simplest inflationary potential in the literature:

$$V_{sq}(\phi) = \frac{1}{2}m_\phi^2\phi^2. \quad (2.61)$$

#### 2.5.1.1 Slow-Roll Analysis

The slow-roll parameters (2.46) and (2.47) can be written as

$$\begin{aligned} \epsilon &= \frac{M_P^2}{2} \left( \frac{V'_{sq}(\phi)}{V_{sq}(\phi)} \right)^2 \\ &= \frac{M_P^2}{2} \left( \frac{m^2\phi}{\frac{1}{2}m^2\phi^2} \right)^2 \\ &= \frac{2M_P^2}{\phi^2}, \end{aligned} \quad (2.62)$$

and

$$\begin{aligned}
 \eta &= M_P^2 \left| \frac{V_{sq}''(\phi)}{V_{sq}(\phi)} \right| \\
 &= M_P^2 \left| \frac{m^2}{\frac{1}{2}m^2\phi^2} \right| \\
 &= \frac{2M_P^2}{\phi^2}, \tag{2.63}
 \end{aligned}$$

where  $(')$  indicates the derivative with respect to  $\phi$  ( $\equiv d/d\phi$ ). slow-roll ends when  $\epsilon \simeq 1$ , so the scalar field value at the end of inflation  $\phi_{\text{end}}$ , according to (2.62), is

$$\phi_{\text{end}} \simeq \sqrt{2}M_P. \tag{2.64}$$

In order to obtain the initial value of the scalar field ( $\phi_*$ ), equation (2.49) can be used; once the integral is solved and replaced in (2.64), one obtains

$$\begin{aligned}
 N &= \frac{1}{M_P^2} \int_{\phi_{\text{end}}}^{\phi_*} \frac{V_{sq}(\phi)}{V_{sq}'(\phi)} d\phi \\
 &= \frac{1}{M_P^2} \left( \frac{\phi_*^2}{4} - \frac{\phi_{\text{end}}^2}{4} \right). \tag{2.65}
 \end{aligned}$$

Solving for  $\phi_*$  from (2.65) we obtain

$$\phi_* = -\sqrt{4N + 2}M_P. \tag{2.66}$$

An analytical expression of the field  $\phi_{sq} = \phi_{sq}(t)$  can be obtained by solving the system (2.44) and (2.45) for the value of the field (2.66), with  $N = 60$  e-folds, is

$$\phi_{sq}(t) = -11\sqrt{2}M_P + \sqrt{\frac{2}{3}}m_\phi t, \tag{2.67}$$

assuming the slow-roll approximation.

### 2.5.1.2 Numerical Solution

We used *Mathematica*<sup>©</sup> software [53] to obtain a numerical solution of the full system equation of movement for the scalar field (2.36)

$$\ddot{\phi}(t) + 3H(t)\dot{\phi}(t) + \partial_\phi V_{sq}[\phi(t)] = 0, \tag{2.68}$$

where

$$H^2(t) = \frac{1}{3} \left\{ \frac{1}{2}\dot{\phi}(t)^2 + V_{sq}[\phi(t)] \right\}, \tag{2.69}$$

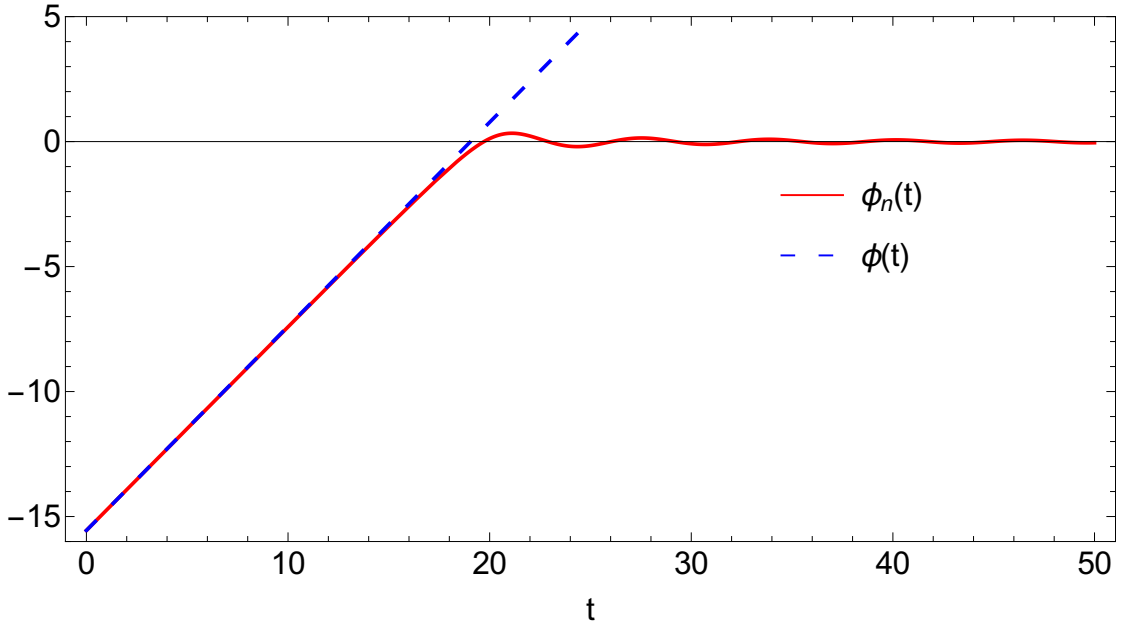


FIGURE 2.4: Numerical solution (red/solid) and analytic solutions (blue/dashed) for  $\phi_{sq}(t)$  given by Eq. (2.67), with  $N = 60$  e-folds, using  $m_\phi = 1$  and  $M_P = 1$ . Note that, before  $t \sim 20$ , the curves are very close.

and the initial conditions are the standard ones from the analytic slow-roll solution set for  $N = 60$  e-folds:

$$\phi_{sq}(0) = -11\sqrt{2} M_P \approx -15.5 M_P, \quad \dot{\phi}_{sq}(0) = \sqrt{\frac{2}{3}} m_\phi \approx 0.81 m_\phi. \quad (2.70)$$

The numerical and analytical solutions are shown in Figure 2.4.

The spectral index (2.56), calculated for  $N = 60$  (corresponding to the scale  $k = 0.002/\text{Mpc}$ ), is

$$\begin{aligned} n_s &= 1 - 6 \frac{2M_P^2}{(\sqrt{4N + 2}M_P)^2} + 2 \frac{2M_P^2}{(\sqrt{4N + 2}M_P)^2}, \\ &= 1 - \frac{4}{2N + 1}, \\ &\approx 0.96694 \end{aligned} \quad (2.71)$$

and the tensor-to-scalar ratio (2.60) is

$$\begin{aligned} r &= 16\epsilon \\ &= 16 \frac{2M_P^2}{(\sqrt{4N + 2}M_P)^2} \\ &= \frac{16}{2N + 1} \\ &\approx 0.1322. \end{aligned} \quad (2.72)$$

For  $N = 60$ , one gets  $n_s = 0.960396$  and  $r = 0.158416$ .

The values of the spectral index and the tensor-to-scalar ratio obtained by the quadratic inflationary potential are not favorable according to the last PLANCK's report [16] — see Figure 2.6.

## 2.5.2 Modifications to $\phi^2$ Potential

For the purposes of this study, we will make the following modification to the quadratic potential (2.61):

$$V_{sqm}(\phi) = \frac{1}{2}m_\phi^2(\phi - a)^2 + \Lambda, \quad (2.73)$$

where  $a$  is free parameter  $\phi$ -field Vacuum Expectation Value – (VEV) and  $\Lambda$  is the cosmological constant.

### 2.5.2.1 Slow-Roll Analysis

For this case, the slow-roll parameters (2.46) and (2.47) are

$$\begin{aligned} \epsilon &= \frac{M_P^2}{2} \left( \frac{\partial_\phi V_{sqm}(\phi, a, \Lambda)}{V_{sqm}(\phi, a, \Lambda)} \right)^2 \\ &= \frac{2(a - \phi)^2 M_P^2}{(a^2 - 2a\phi + 2\Lambda + \phi^2)^2}, \end{aligned} \quad (2.74)$$

and

$$\begin{aligned} \eta &= M_P^2 \left| \frac{\partial_{\phi, \phi} V_{sqm}(\phi, a, \Lambda)}{V_{sqm}(\phi, a, \Lambda)} \right| \\ &= \frac{M_P^2}{\frac{1}{2}(a - \phi)^2 + \Lambda}. \end{aligned} \quad (2.75)$$

Then, the scalar field value at the end of inflation  $\phi_{\text{end}}$  according to (2.74) has four roots from which we pick the following one:

$$\phi_{\text{end}} \simeq a + \sqrt{-2\Lambda + M_P^2 + \sqrt{M_P^4 - 4\Lambda M_P^2}}. \quad (2.76)$$

The initial value of the scalar field ( $\phi_*$ ) is fixed by the minimum number of e-folds  $N$ :

$$\begin{aligned} N &= \frac{1}{M_P^2} \int_{\phi_{\text{end}}}^{\phi_*} \frac{V_{sqm}(\phi, a, \Lambda)}{\partial_\phi V_{sqm}(\phi, a, \Lambda)} d\phi \\ &= \frac{1}{4M_P^2} \left( (a - \phi_*)^2 + \Lambda \log(a - \phi_*) - ((a - \phi_{\text{end}})^2 + \Lambda \log(a - \phi_{\text{end}})) \right). \end{aligned} \quad (2.77)$$

which yields

$$\phi_* = a - \sqrt{2\Lambda} \sqrt{W_0 \left[ \frac{(-2\Lambda + M_P^2 + \sqrt{M_P^4 - 4\Lambda M_P^2}) e^{(-2\Lambda + 4NM_P^2 + M_P^2 + \sqrt{M_P^4 - 4\Lambda M_P^2})/2\Lambda}}{2\Lambda} \right]}, \quad (2.78)$$

where  $W_0$  is Lambert function.

As we can see, for  $N = 60$  e-folds, the range of  $\Lambda$  for which  $\phi_*$  is Real is  $0 < \Lambda < \frac{1}{4M_P^2}$ . Since  $a$  is just a shift, the range of  $\phi_*$  in this case is practically the same as that presented in the case of the quadratic potential. For this reason, we make the following approximation: we turn off the value of  $\Lambda$  in the potential (2.73) and repeating the above procedures again we get

$$\phi_* = a - \sqrt{2 + 4N} M_P, \quad (2.79)$$

which corresponds to the slow-roll analytical solution

$$\phi_{sqm}(t) = a - 11\sqrt{2} M_P + \sqrt{\frac{2}{3}} m_\phi t. \quad (2.80)$$

### 2.5.2.2 Numerical Analysis

We solved again the full equation system of movement for the scalar field for this case with initial conditions set from the analytic slow-roll above (2.80), namely:

$$\phi_{sqm}(0) \approx a - 15.5M_P, \quad \dot{\phi}_{sqm}(0) = \sqrt{\frac{2}{3}} m_\phi \approx 0.81 m_\phi. \quad (2.81)$$

Numerical solutions are shown in Figure 2.5.

The spectral index (2.56) for this case is

$$n_s = \frac{\Lambda^2 + M_P^2(2N - 3)(2N + 1) + 4\Lambda M_P^2(N + 1)}{(\Lambda + M_P^2(2N + 1))^2}, \quad (2.82)$$

and the tensor-to-scalar ratio (2.60) is

$$r = \frac{16M_P^4(1 + 2N)}{(M_P^2(1 + 2N) + \Lambda)^2}, \quad (2.83)$$

which do not depend on the  $a$  shift. For those, one estimates favorable values with  $N = 60$  e-folds and  $\Lambda$  in the range (2.5, 7)  $M_P^4$  that are in the 95% CL region from PLANCK data alone, but in combination with BK15 or BK15+BAO data, are not preferred [16], see Figure 2.6.

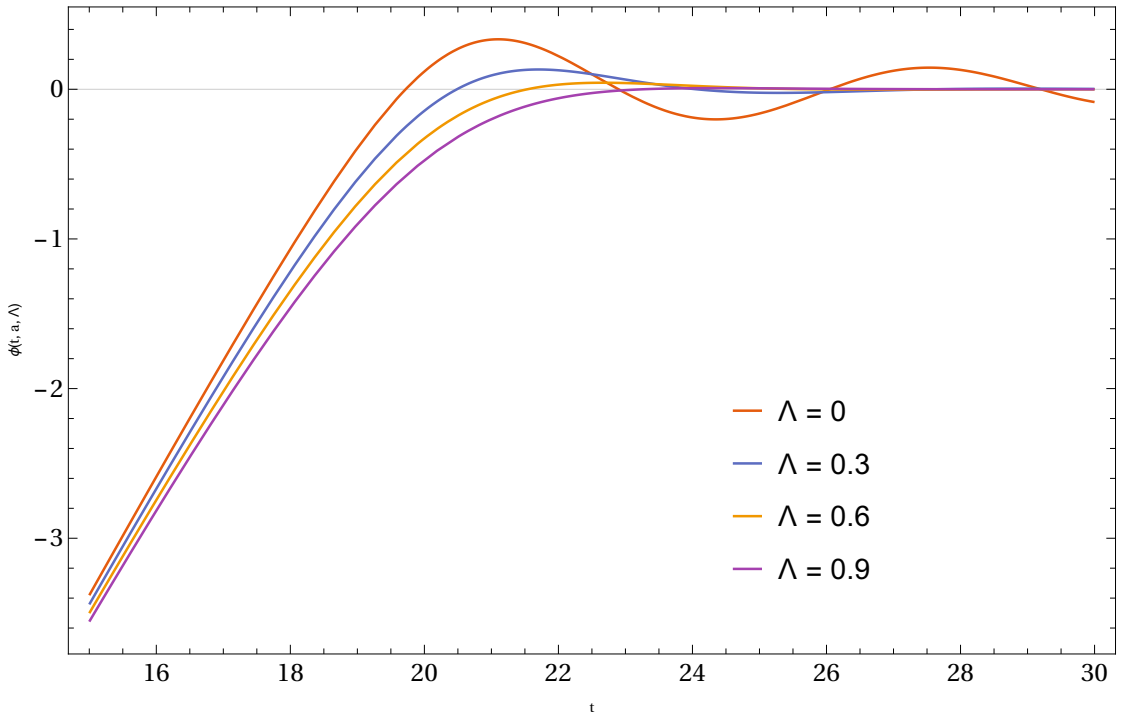


FIGURE 2.5: Numerical solutions for Eq. (2.36), with  $N = 60$  e-folds and  $a = 0$ , using  $m_\phi = 1$  and  $M_P = 1$ . Note that the curves are smoothed as  $\Lambda$  increases. Also, the curves shift up if  $a > 0$  or shift down if  $a < 0$ .

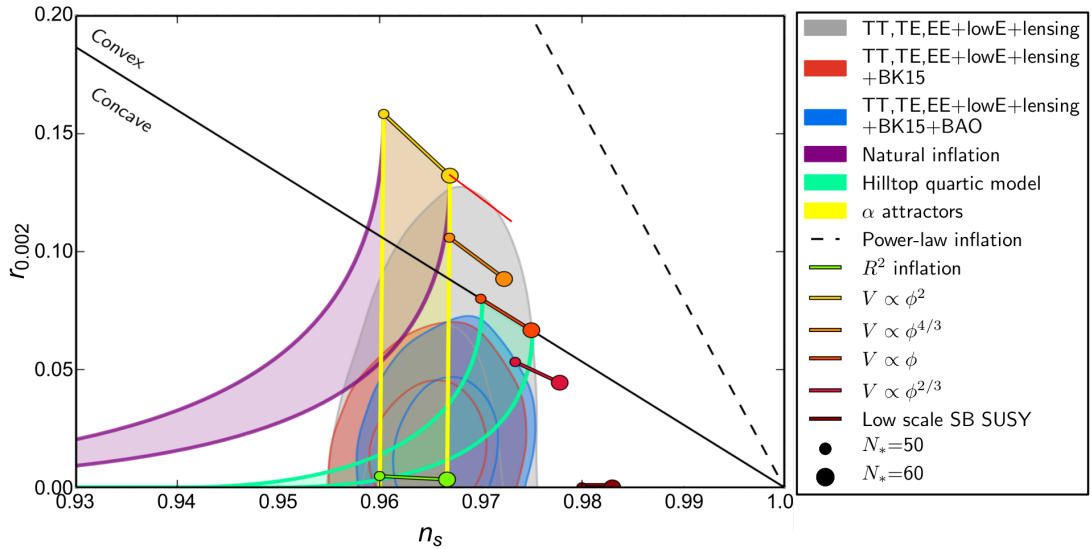


FIGURE 2.6: Marginalized joint 68% and 95% CL regions for  $n_s$  and  $r$  at  $k = 0.002 \text{Mpc}^{-1}$  from Planck alone and in combination with BK15 or BK15+BAO data, compared to the theoretical predictions of selected inflationary models. The modified quadratic potential model (red/solid) for  $\Lambda$  range  $\{0, 10\} M_P^4$ ,  $N = 60$  e-folds, and  $m_\phi = M_P = 1$ . The  $\Lambda$  range  $\{2.5, 7\} M_P^4$  are in the 95% CL region from Planck alone data. Image adapted from: ESA and the Planck Collaboration [16].



## 2.6 Conclusions

Inflation is a cosmological scenario that presents an early accelerated expansion. It is generated by a scalar field  $\phi$ , the inflaton, which solves the problems of standard cosmology and provides a general mechanism for generating (almost scale-free) scalar (density) and tensor perturbations. Additionally, inflaton potential requires a slow-roll region, which leads the slow-roll approximation and the definition of the slow-roll parameters. The minimum inflation duration  $N$  to solve the cosmological problems is around 50 to 60 e-folds. The perturbation in the curvature  $\zeta$  allows one to quantify the primordial energy-density inhomogeneities produced during inflation. In the Inflation scenario, the properties of  $\zeta$  are described by the parameters of the almost scale-invariant power spectrum: the spectral index  $n_s$  and the tensor-to-scalar ratio  $r$ . The measure of this two cosmological parameters is used to discriminate whether an inflationary model is viable.

We presented an analysis of the simple quadratic potential and obtained the analytical solution for the slow-roll approximation and numerical solution for the full field equations. We calculated the slow-roll parameters and the cosmological parameters spectral index  $n_s$  and the tensor-to-scalar ratio  $r$ . We compared the results with the last-reported data for full analysis from the PLANCK mission that shows a ill-favored evidence for its predictions. A modification for the quadratic potential with a shift  $a$  and a cosmological constant  $\Lambda$  shows an interesting smooth behavior for non-zero values of the cosmological constant and a better fit in the 95% CL from PLANCK alone data for the spectral index  $n_s$  and the tensor-to-scalar ratio  $r$ , for the following range of  $\Lambda$ :  $\{2.5, 7\} M_P^4$ .

## Chapter 3

# $f(R)$ Gravity

In this chapter we will obtain the field equations of  $f(R)$  gravity theory from a modification of the Hilbert-Einstein action using the metric formalism. Additionally, following the calculations in [54], we will include a boundary term  $S_{bound}$  in the action which naturally cancels the boundary terms that arise from the aforementioned modification. We derive the dynamical equations (Friedman, Raychauduri and continuity) for a flat FLRW universe with a perfect fluid, from the field equation of  $f(R)$  gravity.

### 3.1 Action in $f(R)$ Gravity

The total action includes a generalized Lagrangian of the Hilbert-Einstein action

$$S_{met} = \frac{1}{2k} \int_V d^4x f(R) \sqrt{-g}, \quad (3.1)$$

where  $f(R)$  is a function of Ricci's scalar  $R$ , and  $k = 8\pi G$ . From now on we will use  $f \equiv f(R)$  and  $f' \equiv df/dR$ . A boundary term which is defined by [55, 56] as

$$S_{bound} = 2 \oint_{\partial V} d^3y \varepsilon \sqrt{|h|} f' K, \quad (3.2)$$

and the Lagrangian associated with the fields of matter

$$S_M = \int_V d^4x \sqrt{-g} L_M. \quad (3.3)$$

Now we will obtain the modified Einstein field equations always varying the total action

$$S_{tot} = S_{met} + S_{bound} + S_M \quad (3.4)$$

with respect to the metric<sup>1</sup>  $g_{\alpha\beta}$ , fixing the metric at the boundary  $\partial V$ , i.e., [24, 27]

$$\delta g_{\alpha\beta} \Big|_{\partial V} = 0, \quad (3.5)$$

and then obtaining

$$\delta S_{tot} = \int_V d^4x \left( \frac{1}{2k} \frac{\delta(f\sqrt{-g})}{\delta g^{\alpha\beta}} + \frac{\delta(L_M\sqrt{-g})}{\delta g^{\alpha\beta}} \right) \delta g^{\alpha\beta} + 2 \oint_{\partial V} d^3y \varepsilon \sqrt{|h|} \frac{\delta(f'K)}{\delta g^{\alpha\beta}} \delta g^{\alpha\beta} = 0. \quad (3.6)$$

The first integral results in

$$\delta S_{met} = \int_V d^4x \frac{1}{2k} \delta(f\sqrt{-g}) = \frac{1}{2k} \int d^4x (f\delta(\sqrt{-g}) + \sqrt{-g}\delta f). \quad (3.7)$$

On the other hand, from equation (3.7) one note that

$$\delta f = f' \delta R. \quad (3.8)$$

In Appendix A we obtain

$$g^{\alpha\beta}(\delta\Gamma_{\beta\alpha}^{\sigma}) - g^{\alpha\sigma}(\delta\Gamma_{\alpha\gamma}^{\gamma}) = g_{\mu\nu}\nabla^{\sigma}\delta g^{\mu\nu} + \nabla_{\gamma}\delta g^{\sigma\gamma}. \quad (3.9)$$

We replace (3.9) in (1.18)

$$\begin{aligned} \delta R &= \delta g^{\alpha\beta} R_{\alpha\beta} + \nabla_{\sigma}(g_{\mu\nu}\nabla^{\sigma}\delta g^{\mu\nu} + \nabla_{\gamma}\delta g^{\sigma\gamma}) \\ &= \delta g^{\alpha\beta} R_{\alpha\beta} + g_{\mu\nu}\nabla_{\sigma}\nabla^{\sigma}\delta g^{\mu\nu} - \nabla_{\sigma}\nabla_{\gamma}\delta g^{\sigma\gamma} \\ &= \delta g^{\alpha\beta} R_{\alpha\beta} + g_{\alpha\beta}\square\delta g^{\alpha\beta} - \nabla_{\alpha}\nabla_{\beta}\delta g^{\alpha\beta}. \end{aligned} \quad (3.10)$$

We replace (1.11) and (3.10) in (3.7) and arrive at

$$\begin{aligned} \delta S_{met} &= \frac{1}{2k} \int_V d^4x (f\delta\sqrt{-g} + \sqrt{-g}f'\delta R) \\ &= \frac{1}{2k} \int_V d^4x \left[ -\frac{1}{2}f\sqrt{-g}g_{\alpha\beta}\delta g^{\alpha\beta} + \sqrt{-g}f' \left( \delta g^{\alpha\beta} R_{\alpha\beta} + g_{\alpha\beta}\square\delta g^{\alpha\beta} - \nabla_{\alpha}\nabla_{\beta}\delta g^{\alpha\beta} \right) \right] \\ &= \frac{1}{2k} \int_V d^4x \sqrt{-g} \left[ -\frac{1}{2}f g_{\alpha\beta}\delta g^{\alpha\beta} + f' \left( \delta g^{\alpha\beta} R_{\alpha\beta} + g_{\alpha\beta}\square\delta g^{\alpha\beta} - \nabla_{\alpha}\nabla_{\beta}\delta g^{\alpha\beta} \right) \right]. \end{aligned} \quad (3.11)$$

<sup>1</sup>An alternative way to obtain the Einstein's field equations was introduced by Palatini in 1919. His formulation consists in treating the  $g_{\alpha\beta}$  metric and the  $\Gamma_{\beta\gamma}^{\alpha}$  connection as two independent fields [27, 57]. So, instead the standard metric variation of the Hilbert-Einstein action, a variation respect to the independent connection of an action with gravitational Lagrangian  $\mathcal{R} \equiv g^{\alpha\beta}\mathcal{R}_{\alpha\beta}$  where  $\mathcal{R}_{\alpha\beta}$  is the Ricci tensor constructed with the independent connection, and the matter action independent of the connection. In the same way, a generalization of the Hilbert-Einstein action, one can take a Palatini version taken the variation respect to the independent connection in order to obtain the modified Einstein's equations. This version is known as Palatini formalism [58]. Another alternative is the metric-affine formalism. This formalism is similar to Palatini's, except that now the fields of matter depend on the connections  $\Gamma_{\beta,\gamma}^{\alpha}$ . In addition, this gives the freedom for the manifold  $M$  in this formalism to have torsion ( $\Gamma_{\beta\gamma}^{\alpha} \neq \Gamma_{\gamma\beta}^{\alpha}$ ). This freedom allows the spin of the particles in some energy regimes to interact with the geometry, which directly gives us the existence of torsion in the theory [59, 60, 61, 62].

Let us consider the following integrals

$$\int_V d^4x \sqrt{-g} f' g_{\alpha\beta} \square \delta g^{\alpha\beta} \quad \text{and} \quad (3.12)$$

$$\int_V d^4x \sqrt{-g} f' \nabla_\alpha \nabla_\beta \delta g^{\alpha\beta}, \quad (3.13)$$

which can be integrated by parts. For this we define the following quantities

$$M_\tau = f' g_{\alpha\beta} \nabla_\tau \delta g^{\alpha\beta} - g_{\alpha\beta} \delta g^{\alpha\beta} \nabla_\tau f' \quad \text{and} \quad (3.14)$$

$$N^\sigma = f' \nabla_\gamma f'. \quad (3.15)$$

We then take the covariant derivative of  $M_\tau$ :

$$\begin{aligned} \nabla^\tau M_\tau &= \nabla^\tau \left( f' g_{\alpha\beta} \nabla_\tau \delta g^{\alpha\beta} \right) - \nabla^\tau \left( g_{\alpha\beta} \delta g^{\alpha\beta} \nabla_\tau f' \right) \\ &= \nabla^\tau f' g_{\alpha\beta} \nabla_\tau \delta g^{\alpha\beta} + f' g_{\alpha\beta} \square \delta g^{\alpha\beta} - g_{\alpha\beta} \nabla^\tau \delta g^{\alpha\beta} \nabla_\tau f' - g_{\alpha\beta} \delta g^{\alpha\beta} \square f' \\ &= f' g_{\alpha\beta} \square \delta g^{\alpha\beta} - g_{\alpha\beta} \delta g^{\alpha\beta} \square f'. \end{aligned} \quad (3.16)$$

Now, integrating (3.16) we get

$$\int_V d^4x \sqrt{-g} \nabla^\tau M_\tau = \int_V d^4x \sqrt{-g} f' g_{\alpha\beta} \square \delta g^{\alpha\beta} - \int_V d^4x \sqrt{-g} g_{\alpha\beta} \delta g^{\alpha\beta} \square f'. \quad (3.17)$$

By the Gauss-Stokes theorem, the left-hand part of (3.17) is written as

$$\oint_{\partial V} d^3y \varepsilon \sqrt{|h|} n^\tau M_\tau = \int_V d^4x \sqrt{-g} f' g_{\alpha\beta} \square \delta g^{\alpha\beta} - \int_V d^4x \delta g^{\alpha\beta} g_{\alpha\beta} \square f', \quad (3.18)$$

which can be expressed as

$$\int_V d^4x \sqrt{-g} f' g_{\alpha\beta} \square \delta g^{\alpha\beta} = \int_V d^4x \delta g^{\alpha\beta} g_{\alpha\beta} \square f' + \oint_{\partial V} d^3y \varepsilon \sqrt{|h|} n^\tau M_\tau. \quad (3.19)$$

We follow the same procedure for  $N^\sigma$ :

$$\begin{aligned} \nabla_\sigma N^\sigma &= \nabla_\sigma \left( f' \nabla_\gamma \delta g^{\sigma\gamma} \right) - \nabla_\sigma \left( \delta g^{\sigma\gamma} \nabla_\gamma f' \right) \\ &= \nabla_\sigma f' \nabla_\gamma \delta g^{\sigma\gamma} + f' \nabla_\sigma \nabla_\gamma \delta g^{\sigma\gamma} - \nabla_\sigma \delta g^{\sigma\gamma} \nabla_\gamma f' - \delta g^{\sigma\gamma} \nabla_\sigma \nabla_\gamma f' \\ &= f' \nabla_\sigma \nabla_\beta \delta g^{\sigma\beta} - \delta g^{\sigma\beta} \nabla_\sigma \nabla_\beta f', \end{aligned} \quad (3.20)$$

which yields, upon integration:

$$\int_V d^4x \sqrt{-g} \nabla_\sigma N^\sigma = \int_V d^4x \sqrt{-g} f' \nabla_\sigma \nabla_\beta \delta g^{\sigma\beta} - \int_V d^4x \sqrt{-g} \delta g^{\sigma\beta} \nabla_\sigma \nabla_\beta f'. \quad (3.21)$$

By the Gauss-Stokes theorem, the left-hand part of (3.21) is written as

$$\oint_{\partial V} d^3y \varepsilon \sqrt{|h|} n_\sigma N^\sigma = \int_V d^4x \sqrt{-g} \delta g^{\sigma\beta} \nabla_\sigma \nabla_\beta f' - \int_V d^4x \sqrt{-g} f' \nabla_\sigma \nabla_\beta \delta g^{\sigma\beta}, \quad (3.22)$$

therefore,

$$\int_V d^4x \sqrt{-g} f' \nabla_\sigma \nabla_\beta \delta g^{\sigma\beta} = \int_V d^4x \sqrt{-g} \delta g^{\sigma\beta} \nabla_\sigma \nabla_\beta f' + \oint_{\partial V} d^3y \varepsilon \sqrt{|h|} n_\sigma N^\sigma. \quad (3.23)$$

So,

$$\begin{aligned} \delta S_{met} &= \frac{1}{2k} \int_V d^4x \sqrt{-g} \left( f' R_{\alpha\beta} + g_{\alpha\beta} \square f' - \nabla_\alpha \nabla_\beta f' - \frac{1}{2} g_{\alpha\beta} f \right) \delta g^{\alpha\beta} + \\ &+ \oint_{\partial V} d^3y \varepsilon \sqrt{|h|} n^\tau M_\tau + \oint_{\partial V} d^3y \varepsilon \sqrt{|h|} n_\sigma N^\sigma. \end{aligned} \quad (3.24)$$

## 3.2 Boundary-Term Evaluation in the Metric Formalism

We show below that the last two terms in Eq. (3.24) are canceled with the variations of the action  $S_{bound}$ . First of all it is convenient to express the quantities  $M_\tau$  and  $N^\sigma$  depending on the variations  $\delta g_{\alpha\beta}$ . Let's start replacing Eqs. (1.9) into (3.14) and (3.15).

We then obtain

$$M_\tau = -f' g^{\alpha\beta} \nabla_\tau \delta g_{\alpha\beta} + g^{\alpha\beta} \delta g_{\alpha\beta} \nabla_\tau f', \quad \text{and} \quad (3.25)$$

$$N^\sigma = -f' g^{\sigma\mu} g^{\gamma\nu} \nabla_\gamma \delta g_{\mu\nu} + g^{\sigma\mu} g^{\gamma\nu} \delta g_{\mu\nu} \nabla_\gamma f'. \quad (3.26)$$

To evaluate the above objects at the border we use that  $\delta g_{\alpha\beta}|_{\partial V} = \delta g^{\alpha\beta}|_{\partial V} = 0$ , so that the only non-null terms are the derivatives of  $\delta g_{\alpha\beta}$ . Therefore,

$$M_\tau|_{\partial V} = -f' g^{\alpha\beta} \partial_\tau \delta g_{\alpha\beta}, \quad (3.27)$$

$$N^\sigma|_{\partial V} = -f' g^{\sigma\mu} g^{\gamma\nu} \partial_\gamma \delta g_{\mu\nu}. \quad (3.28)$$

We now calculate the terms  $n^\tau M_\tau|_{\partial V}$  and  $n_\sigma N^\sigma|_{\partial V}$  in the integrals of (3.24) on the border:

$$\begin{aligned} n^\tau M_\tau|_{\partial V} &= -f' n^\tau (\varepsilon n^\alpha n^\beta + h^{\alpha\beta}) \partial_\tau \delta g_{\alpha\beta} \\ &= -f' n^\sigma h^{\alpha\beta} \partial_\sigma \delta g_{\alpha\beta}. \end{aligned} \quad (3.29)$$

Analogously,

$$\begin{aligned}
n_\sigma N^\sigma|_{\partial V} &= -f' n_\sigma (\varepsilon n^\sigma n^\mu + h^{\sigma\mu}) (\varepsilon n^\gamma n^\nu + h^{\gamma\nu}) \partial_\gamma \delta g_{\mu\nu} \\
&= -f' n^\mu (\varepsilon n^\gamma n^\nu + h^{\gamma\nu}) \partial_\gamma \delta g_{\mu\nu} \\
&= -f' n^\mu h^{\gamma\nu} \partial_\gamma \delta g_{\mu\nu} \\
&= 0,
\end{aligned} \tag{3.30}$$

where we have used  $\varepsilon^2 = 1$  and

$$g_{\alpha\beta} = h_{\alpha\beta} + n_\alpha n_\beta, \tag{3.31}$$

so that  $n^\alpha h_{\alpha\beta} = 0$  and the tangential derivative  $h^{\gamma\nu} \partial_\gamma \delta g_{\mu\nu}$  it is null.

With these results, the variation of the action  $S_{met}$  is

$$\begin{aligned}
\delta S_{met} &= \frac{1}{2k} \int_V d^4x \sqrt{-g} \left( f' R_{\alpha\beta} + g^{\alpha\beta} \square f' - \nabla_\alpha \nabla_\beta f' - \frac{1}{2} f g^{\alpha\beta} \right) \delta g^{\alpha\beta} + \\
&\quad - \oint_{\partial V} d^3y \varepsilon \sqrt{|h|} f' n^\sigma h^{\alpha\beta} \partial_\sigma (\delta g_{\alpha\beta}).
\end{aligned} \tag{3.32}$$

The variation of the boundary term  $S_{bound}$  in the total action is

$$S_{bound} = 2 \oint_{\partial V} d^3y \varepsilon \sqrt{|h|} f'' \delta R K + \oint_{\partial V} d^3y \varepsilon \sqrt{|h|} f' n^\sigma h^{\alpha\beta} \partial_\sigma (\delta g_{\alpha\beta}). \tag{3.33}$$

We note that the second term in (3.33) cancels the boundary term in the variation (3.32) if additionally we impose  $\delta R = 0$  in the border too. Similar argument is given in [55].

Finally, the variation of the total action is  $\delta S_{tot} = 0$ , and then

$$f' R_{\alpha\beta} - \frac{1}{2} f g^{\alpha\beta} + g^{\alpha\beta} \square f' - \nabla_\alpha \nabla_\beta f' = k T_{\alpha\beta}. \tag{3.34}$$

### 3.3 FLRW Universe with $f(R)$ Gravity Theory

Henceforth we take the FLRW metric with  $K = 0$

$$ds^2 = -dt^2 + a^2(t) \sum_{i=1}^3 (dx_i)^2, \tag{3.35}$$

where, the non-zero components of the metric are:  $g_{00} = -1$  and  $g_{ii} = a^2$ . The determinant is  $g = -a^6$ , and then  $\sqrt{-g} = a^3$ . From the standard relation

$$\Gamma_{\alpha\beta\gamma}^\gamma = -\frac{1}{2} g^\alpha (g_{\alpha\gamma,\beta} + g_{\beta\gamma,\alpha} - g_{\alpha\beta,\gamma}), \tag{3.36}$$

the only non-zero Christoffel symbols are:

$$\Gamma_{ii}^0 = a\dot{a} \quad \text{and} \quad \Gamma_{0i}^i = \frac{\dot{a}}{a}. \quad (3.37)$$

The non-zero components of the Ricci tensor are

$$\begin{aligned} R_{00} &= 3\frac{\ddot{a}}{a}, \\ R_{ii} &= a\ddot{a} + 2\dot{a}^2, \\ R_{0i} &= 0 \forall i, \end{aligned} \quad (3.38)$$

and the Ricci scalar is

$$R = 6 \left[ \frac{\ddot{a}}{a} + \left( \frac{\dot{a}}{a} \right)^2 \right] = 6 \left[ \dot{H} + 2H^2 \right]. \quad (3.39)$$

Using a general  $f(R)$  function of the Ricci scalar  $R$  the action is written as Eq. (3.4) to obtain the  $f(R)$  field equation Eq. (3.34), whose trace is

$$3\Box f' + f'R - 2f = kT, \quad (3.40)$$

where

$$\Box f' \equiv \frac{1}{\sqrt{-g}} \partial_\alpha \left[ \sqrt{-g} g^{\alpha\beta} \partial_\beta f' \right]. \quad (3.41)$$

and  $T \equiv g^{\alpha\beta} T_{\alpha\beta}$  [20].

Let's define the operator  $\mathcal{D} \equiv \nabla_\alpha \nabla_\beta f' - g_{\alpha\beta} \Box$ . So, the temporal part of the operator  $\mathcal{D}_{\alpha\beta} f'$  results in

$$\begin{aligned} \mathcal{D}_{00} f' &= \nabla_0 \nabla_0 f' - g_{00} \Box f' \\ &= \partial_0 \partial_0 f' - g_{00} \left[ \frac{1}{\sqrt{-g}} \partial_0 (\sqrt{-g} g^{00} \partial_0 f') \right] \\ &= \ddot{f}' + \left[ \frac{1}{a^3} \partial_0 (-a^3 \dot{f}') \right] \\ &= \ddot{f}' - \left[ \frac{1}{a^3} (3a^2 \dot{a} \dot{f}' + a^3 \ddot{f}') \right], \\ &= \ddot{f}' - \frac{3\dot{a}}{a} \dot{f}' - \ddot{f}' \\ &= -3H \dot{f}'. \end{aligned} \quad (3.42)$$

Its  $rr$  component corresponds to

$$\begin{aligned}
\mathcal{D}_{rr}f' &= \nabla_i \nabla_i f' - g_{rr} \square f' \\
&= \nabla_r \nabla_r f' - g_{rr} \left[ \frac{1}{\sqrt{-g}} \partial_\alpha \left( \sqrt{-g} g^{\alpha\beta} \partial_\beta f' \right) \right] \\
&= \partial_r \partial_r f' - a^2 \left[ \frac{1}{\sqrt{-g}} \partial_0 \left( \sqrt{-g} g^{00} \partial_0 f' \right) + \frac{1}{\sqrt{-g}} \partial_r \left( \sqrt{-g} g^{rr} \partial_r f' \right) \right] \\
&= \partial_r \partial_r f' - a^2 \left[ \frac{1}{a^3} \partial_0 \left( -a^3 \dot{f}' \right) + \frac{1}{a^3} \partial_r \left( a^3 \frac{1}{a^2} \partial_r f' \right) \right] \\
&= \partial_r \partial_r f' - a^2 \left( -3H \dot{f}' - \ddot{f}' \right) - \frac{1}{a} \left( \partial_r a \partial_r f' + a \partial_r \partial_r f' \right) \\
&= \partial_r \partial_r f' - a^2 \left( -3H \dot{f}' - \ddot{f}' \right) - \frac{1}{a} \left( \partial_r a \partial_r f' + a \partial_r \partial_r f' \right) \\
&= \partial_r \partial_r f' + a^2 3H \dot{f}' + a^2 \ddot{f}' - \frac{1}{a} \left( \frac{dt}{dr} \dot{a} \frac{dt}{dr} \dot{f}' + a \partial_r \partial_r f' \right) \\
&= \partial_r \partial_r f' + a^2 3H \dot{f}' + a^2 \ddot{f}' - \frac{1}{a} \left( \frac{dt}{dr} \right)^2 \dot{a} \dot{f}' - \partial_r \partial_r f' \\
&= \cancel{\partial_r \partial_r f'} + a^2 3H \dot{f}' + a^2 \ddot{f}' - \frac{1}{a} a^2 \dot{a} \dot{f}' - \cancel{\partial_r \partial_r f'} \\
&= a^2 3H \dot{f}' + a^2 \ddot{f}' - a^2 H \dot{f}' \\
&= a^2 2H \dot{f}' + a^2 \ddot{f}', \tag{3.43}
\end{aligned}$$

where  $\left(\frac{dt}{dr}\right)^2 = a^2$  if  $ds^2 = 0$ . The 0-0 component of (3.34), assuming that  $R = R(r)$  (isotropic and static spacetime)

$$\partial_r f' = \partial_r f' = \frac{dR}{dr} \frac{df'}{dR} = \frac{dR}{dr} f''. \tag{3.44}$$

If, on the other hand,  $R = R(t)$  (homogeneous spacetime), then

$$\dot{f}' \equiv \frac{d}{dt} f'[R(r)] = 0, \tag{3.45}$$



since there is no dependence on time.

$$\begin{aligned}
f' R_{00} - \frac{1}{2} g_{00} f - \mathcal{D}_{00} f' \square f' &= \kappa T_{00} \\
-3 \frac{\ddot{a}}{a} f' + \frac{1}{2} f + 3 \frac{\dot{a}}{a} \dot{f}' &= \kappa \rho_m \\
-3 \left( \dot{H} + H^2 \right) f' + \frac{1}{2} f + 3H \dot{f}' &= \kappa \rho_m \\
-3 \left( \frac{R}{6} - 2H^2 + H^2 \right) f' + \frac{1}{2} f + 3H \dot{f}' &= \kappa \rho_m \\
-\frac{Rf'}{2} + 3H^2 f' + \frac{1}{2} f + 3H \dot{f}' &= \kappa \rho_m \\
3H^2 - 3H^2 f' - \frac{f - Rf'}{2} - \frac{1}{2} f - 3H \dot{f}' &= 3H^2 - \kappa \rho_m \\
\kappa \rho_m + 3H^2(1 - f') - \frac{f - Rf'}{2} - \frac{1}{2} f - 3H \dot{f}' &= 3H^2. \tag{3.46}
\end{aligned}$$

This is the Friedmann equation for  $f(R)$  gravity

$$3H^2 = \kappa \rho_m + 3H^2(1 - f') + \frac{Rf' - f}{2} - \frac{1}{2} f - 3H \dot{f}'. \tag{3.47}$$

In the same way for the component  $rr$

$$\begin{aligned}
f' R_{rr} - \frac{1}{2} g_{rr} f - \mathcal{D}_{rr} f' &= \kappa T_{rr} \\
(a\ddot{a} + 2\dot{a}^2) f' - \frac{1}{2} a^2 f - a^2 2H \dot{f}' - a^2 \ddot{f}' &= \kappa a^2 p_m \\
\left( \frac{\ddot{a}}{a} - \frac{\dot{a}^2}{a^2} + \frac{3\dot{a}^2}{a^2} \right) f' - \frac{1}{2} f - 2H \dot{f}' - \ddot{f}' &= \kappa p_m \\
\left( \dot{H} + 3H^2 \right) f' - \frac{1}{2} f - 2H \dot{f}' - \ddot{f}' &= \kappa p_m \\
\left( 3\dot{H} + 6H^2 - (2\dot{H} + 3H^2) \right) f' - \frac{1}{2} f - 2H \dot{f}' - \ddot{f}' &= \kappa p_m \\
\frac{Rf'}{2} - \left( 2\dot{H} + 3H^2 \right) f' - \frac{1}{2} f - 2H \dot{f}' - \ddot{f}' &= \kappa p_m \\
\left( 2\dot{H} + 3H^2 \right) - \left( 2\dot{H} + 3H^2 \right) f' - \frac{1}{2} (Rf' - f) - 2H \dot{f}' - \ddot{f}' &= \kappa p_m + \left( 2\dot{H} + 3H^2 \right) \\
\left( 2\dot{H} + 3H^2 \right) (1 - f') - \frac{1}{2} (Rf' - f) - 2H \dot{f}' - \ddot{f}' - \kappa p_m &= \left( 2\dot{H} + 3H^2 \right). \tag{3.48}
\end{aligned}$$

This is the Raychaudhuri equation for  $f(R)$  gravity:

$$-\left( 2\dot{H} + 3H^2 \right) = \kappa p_m + \frac{1}{2} (Rf' - f) + 2H \dot{f}' + \ddot{f}' - \left( 2\dot{H} + 3H^2 \right) (1 - f'). \tag{3.49}$$

From equations (3.47) and (3.49), we can define a density and a pressure associated with the additional terms of curvature in the form

$$\kappa\rho_c \equiv 3H^2(1-f') + \frac{Rf' - f}{2} - \frac{1}{2}f - 3H\dot{f}'. \quad (3.50)$$

$$\kappa p_c \equiv \frac{1}{2}(Rf' - f) + 2H\dot{f}' + \ddot{f}' - (2\dot{H} + 3H^2)(1-f'). \quad (3.51)$$

So the ‘‘curvature’’ equation-of-state parameter can be written as

$$\omega_c \equiv \frac{p_c}{\rho_c} = \frac{\frac{1}{2}(Rf' - f) + 2H\dot{f}' + \ddot{f}' - (2\dot{H} + 3H^2)(1-f')}{3H^2(1-f') + \frac{Rf' - f}{2} - \frac{1}{2}f - 3H\dot{f}'}. \quad (3.52)$$

### 3.4 Continuity equation

We can obtain the continuity equation for  $f(R)$  gravity rewriting the Friedmann equation (3.47) using equation (3.50),

$$3H^2 = \kappa(\rho_m + \rho_c), \quad (3.53)$$

which, upon derivation with respect to cosmic time, yields

$$6H\dot{H} = \kappa(\dot{\rho}_m + \dot{\rho}_c). \quad (3.54)$$

From equation (3.49), we get

$$\begin{aligned} -2\dot{H} &= 3H^2 + \kappa(p_m + p_c) \\ &= \kappa(\rho_m + p_m + \rho_c + p_c). \end{aligned} \quad (3.55)$$

Replacing this in equation (3.54) we obtain

$$\begin{aligned} \kappa\dot{\rho}_m + \kappa\dot{\rho}_c + 3H(\kappa(\rho_m + p_m) + \kappa(\rho_c + p_c)) &= 0 \\ \dot{\rho}_m + 3H\rho_m(1 + \omega_m) + \dot{\rho}_c + 3H\rho_c(1 + \omega_c) &= 0. \end{aligned} \quad (3.56)$$

Since  $\dot{\rho}_m + 3H\rho_m(1 + \omega_m) = 0$  we get that  $\dot{\rho}_c + 3H\rho_c(1 + \omega_c) = 0$ . Then, the continuity equation is also valid for the curvature terms.

### 3.5 Conclusions

We can modify the Lagrangian of the Hilbert-Einstein action which yields General Relativity by taking a function of Ricci scalar  $f(R)$ , thus obtaining an extended field equation.

---

Properly evaluating the terms on the boundary, it is shown that the terms of the perturbed action that appear before the variations with respect to the metric are naturally cancelled out with those in the variation of the boundary term in  $S_{bound}$ . We stress that this derivation is obtained in the metric formalism. The dynamical equations in  $f(R)$  gravity naturally present extra terms that may account, depending on the chosen function, for the accelerated expansion of the universe without the need to include an exotic component. In this way, the expansion of the universe can be explained as a phenomenon of space-time, as shown in equations (3.47) and (3.49). By rewriting the dynamical equations we obtain an equation of state which is valid for both density and a pressure associated with matter and the curvature terms.

## Chapter 4

# Legendre Transformation

In this chapter we will start considering a basic Legendre Transformation concept with a geometrical interpretation and its use for fields. Then we will consider a procedure described by Ferrari et. al. in Ref. [63] to obtain a new metric which is conformally related to first one, and then recover the Hilbert-Einstein Lagrangian through the Legendre transformation. Additionally, we will consider the inverse problem, following the procedure presented in Ref. [64] we can obtain a  $f(R)$  function in the Jordan frame from the Hilbert-Einstein Lagrangian with a scalar field minimally coupled.

### 4.1 Basic Concepts

Given a function or a curve — in 1D, for the sake of the argument — there are several ways to describe it. For example, the case of a temporal signal it can be seen as a sum of sines or cosines and then it can be expressed in terms of their corresponding amplitudes and frequencies — this method is known as Fourier Transform. The fact of rewriting the function in terms of new variables is called *a transformation*.

The intuitive notion of the Legendre transform is the equivalence of describing a curve, instead of as the place of all the points that satisfy the relation  $y = y(x)$ , as the envelope of a family of tangent lines [65], as shown in the figure 4.1.

It is possible to build the tangent lines from the slope  $m = m(x)$  at each point and from the intersection of the tangent line on the  $y$  axis  $y^*$ . Finally, using the intersections of the tangent lines according to the slopes,  $y^* = y^*(m)$ , it is possible to form the family of tangent lines that make up the envelope of the curve. To find the relationship between  $y = y(x)$  and  $y^* = y^*(m)$ , we consider the following argument: the tangent line that

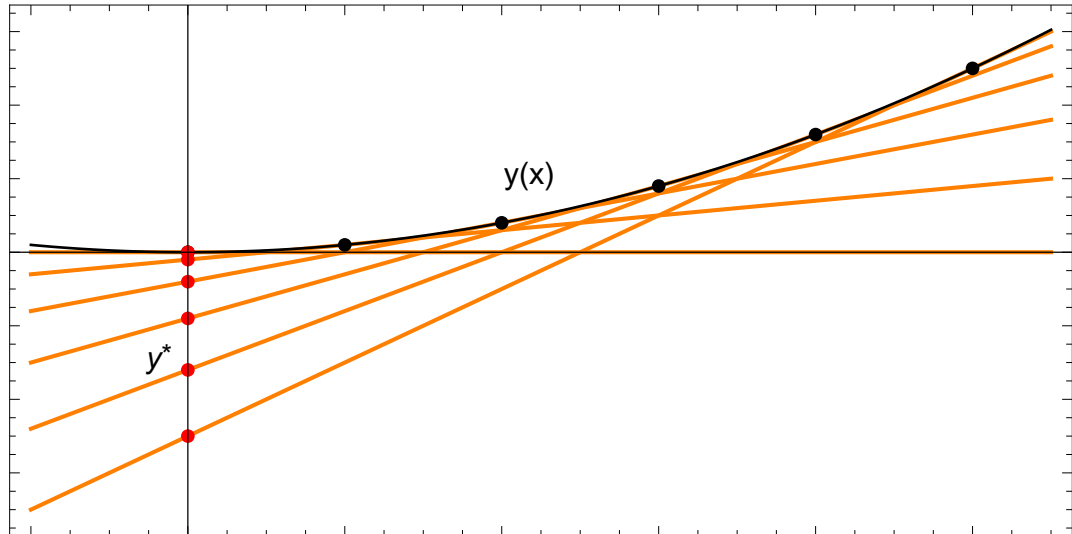


FIGURE 4.1:  $y(x)$  (black/solid) can be described by the series of points (in black) and by the tangent lines (orange/solid). The intersection points of the tangent line on the  $y$  axis  $y^*$  (red/point).

goes from the point  $(x, y)$  to the intersection  $(0, y^*)$ , has slope

$$m = \frac{y(x) - y^*}{x - 0}, \quad (4.1)$$

so that

$$y^* = y(x) - mx. \quad (4.2)$$

Given the relationship  $y = y(x)$  then the slope is  $m = m(x) = y'(x)$  where the prime indicates the derivative with respect to  $x$ . Finally, it is necessary to invert the relationship between  $m$  and  $x$ , that is, to find  $x = x(m)$ . It should be considered that only if the second derivative  $d^2y/dx^2$  does not change sign within the range of  $x$  in which  $y(x)$  is defined, there is a single value of the slope for each value of  $x$ , and vice-versa, that is, there is a 1-to-1 relationship between  $m$  and  $x$ , so the function  $m(x)$  it can be inverted to  $x(m)$ . Replacing the relationship  $x = x(m)$  in 4.2 one obtains

$$y^*(m) = y[x(m)] - mx(m). \quad (4.3)$$

The function  $y^*(m)$  is known as the *Legendre Transformation* of  $y(x)$ .

## 4.2 Legendre transformation for Lagrangians depending on $f(R)$

$f(R)$  gravity theories is presented mainly in three formalisms: Metric, Palatini and Metric-Affine formulations. There is a classical procedure suggested by Einstein and Eddington [66, 67] considering the Palatini formalism, i.e. field theories based on Lagrangians of the following kind:  $L_P = L_P(\Gamma, \partial\Gamma)$ , to define a metric tensor  $g_{\mu\nu}$  obtained from the momentum conjugated (show how this is analogous to momentum and coordinate in Classical Mechanics) to the dynamical connection  $\Gamma$  (It should appear in the equation below) as follows:

$$g^{\mu\nu} = \frac{\partial L_P / \partial R_{\mu\nu}}{|\det(\partial L_P / \partial R_{\mu\nu})|^{1/2}}. \quad (4.4)$$

This procedure was extended by Ferraris et al. [63, 68] to the case of the metric formalism, with Lagrangians of the form  $L = L(R, g_{\mu\nu}, \phi)$ , it is defined in this way

$$\hat{g}^{\mu\nu} = \frac{\partial L / \partial R_{\mu\nu}}{|\det(\partial L / \partial R_{\mu\nu})|^{1/2}}. \quad (4.5)$$

Thus, we apply (4.5) to the Lagrangian 4.25 (in vacuum, i.e. no matter nor radiation fields). General Relativity (GR) with a cosmological constant  $\Lambda$  would correspond to  $f(R) = R - 2\Lambda$ . We get

$$\begin{aligned} \frac{\partial L}{\partial R_{\mu\nu}} &= \sqrt{-g} \frac{\partial R}{\partial R_{\mu\nu}} \frac{df(R)}{dR}, \\ &= \sqrt{-g} g^{\mu\nu} f', \end{aligned} \quad (4.6)$$

and then

$$\begin{aligned} \det \left( \frac{\partial L}{\partial R_{\mu\nu}} \right) &= (\sqrt{-g} f')^4 g^{-1}, \\ \Rightarrow \left| \det \left( \frac{\partial L}{\partial R_{\mu\nu}} \right) \right|^{1/2} &= \sqrt{-g} (f')^2. \end{aligned} \quad (4.7)$$

Thus

$$\frac{\partial L / \partial R_{\mu\nu}}{|\det(\partial L / \partial R_{\rho\sigma})|^{1/2}} = g^{\mu\nu} (f')^{-1}. \quad (4.8)$$

Then

$$\hat{g}_{\mu\nu} = f'(R) g_{\mu\nu}, \quad (4.9)$$

where  $\hat{g}_{\mu\nu}$  is a new metric, conformally related to  $g_{\mu\nu}$ . As Magnano et al. mentioned in [68]:

Accordingly, we can interpret it as a new metric tensor on  $M$ , which depends on the second-order derivatives of  $g_{\mu\nu}$  through the conformal factor  $f'(R)$ . The set of original variables is called the conformal Jordan frame, while the transformed set, whose dynamics is described by Einstein's equations, is called the conformal Einstein frame.

We follow the procedure show in [68], i.e., how the Lagrangian (4.25) can be described by second-order equations for  $\hat{g}_{\mu\nu}$ , instead of the fourth-order Eq. (3.34) in vacuum for  $g_{\mu\nu}$

It is convenient to first define a scalar field  $p$  by setting

$$p = p(R) = f'(R). \quad (4.10)$$

Of course,  $p$  cannot vanish identically. The following calculations can be carried out in the complement of the (closed) set of stationary points for the functional  $f(R)$ , i.e., the metrics for which  $p$  vanishes. Under this hypothesis we can invert equation (4.10) to obtain

$$R_p = R(p). \quad (4.11)$$

Let us now define the functions  $f^*(p)$  and  $H(p)$  by setting

$$f^*(p) \equiv f[R(p)], \quad (4.12)$$

$$H(p) \equiv p R_p - f^*(p). \quad (4.13)$$

Define now a new second-order Lagrangian  $\hat{L}$  in the space of variables  $\{g_{\mu\nu}, p\}$  by setting

$$\hat{L}(g, p) \equiv \sqrt{-g} (p R(g) - H(p)). \quad (4.14)$$

Of course, inserting equation (4.10) into equation (4.14) would reproduce the original Lagrangian. Varying equation (4.14) with respect to  $g_{\mu\nu}$  and  $p$  as independent variables, we obtain the following Euler Lagrange equations:

$$\begin{aligned} \frac{\delta \hat{L}}{\delta g^{\mu\nu}} &= \delta(\sqrt{-g}) (p R(g) - H(p)) + \sqrt{-g} \delta (p R(g) - H(p)) \\ &= \left( -\frac{1}{2} \sqrt{-g} g_{\mu\nu} \delta g^{\mu\nu} \right) \left( p R(g) - H(p) \right) + \sqrt{-g} \left( p \overset{0}{\delta} R(g) + R \overset{0}{\delta} p - \overset{0}{\delta} H(p) \right) \\ &= \sqrt{-g} \left( -\frac{1}{2} g_{\mu\nu} (p R(g) - H(p)) + p R_{\mu\nu} + g^{\mu\nu} \square p - \nabla_\mu \nabla_\nu p \right) \delta g^{\mu\nu} = 0, \end{aligned} \quad (4.15)$$

and

$$\begin{aligned}
\frac{\delta \hat{L}}{\delta p} &= \frac{dR_p}{dp} \frac{\delta \hat{L}}{\delta R_p} \\
&= \sqrt{-g} \left( -\frac{\delta H(p)}{\delta R_p} \right) \frac{dR_p}{dp} \\
&= \sqrt{-g} (p - f'(R)) \frac{dR_p}{dp} = 0.
\end{aligned} \tag{4.16}$$

Notice that the last one reproduces definition (4.10) of  $p$ , so that equation (4.15) turns out to be equivalent to Eq. (3.34) in vacuum. In fact, equations (4.15) and (4.16) play the role of ‘‘Hamilton equations’’ for the dynamics of the original Lagrangian. Now, it is convenient to replace  $p$  by the new auxiliary field  $\phi(p)$  defined by

$$p = e^{\beta\phi}, \tag{4.17}$$

where  $\beta \equiv \sqrt{2/3}$  so that, replacing (4.17) in equation (B.29) and solving for  $R$ , we find

$$R = p \left\{ \hat{R} + 3\beta \hat{g}^{\mu\nu} \nabla_\mu \nabla_\nu \phi + \hat{g}^{\mu\nu} \nabla_\mu \phi \nabla_\nu \phi \right\}. \tag{4.18}$$

From (B.19) we get

$$\nabla_\mu \nabla_\nu \phi = \hat{\nabla}_\mu \hat{\nabla}_\nu \phi + C_{\mu\nu}^\gamma \hat{\nabla}_\gamma \phi, \tag{4.19}$$

where

$$C_{\mu\nu}^\gamma = \delta_\mu^\gamma \hat{\nabla}_\nu (\beta\phi/2) + \delta_\nu^\gamma \hat{\nabla}_\mu (\beta\phi/2) - g^{\gamma\sigma} g_{\mu\nu} \hat{\nabla}_\sigma (\beta\phi/2). \tag{4.20}$$

We replace it in (4.18) and obtain

$$\begin{aligned}
R &= p \left\{ \hat{R} + 3\beta \hat{g}^{\mu\nu} \left[ \hat{\nabla}_\mu \hat{\nabla}_\nu \phi + C_{\mu\nu}^\gamma \phi_{,\gamma} \right] + \hat{g}^{\mu\nu} \phi_{,\mu} \phi_{,\nu} \right\} \\
&= p \left\{ \hat{R} + 3\beta \hat{g}^{\mu\nu} \hat{\nabla}_\mu \hat{\nabla}_\nu \phi + \hat{g}^{\mu\nu} \left( \delta_\mu^\gamma \hat{\nabla}_\nu \phi + \delta_\nu^\gamma \hat{\nabla}_\mu \phi - g^{\gamma\sigma} g_{\mu\nu} \hat{\nabla}_\sigma \phi \right) \phi_{,\gamma} + \hat{g}^{\mu\nu} \phi_{,\mu} \phi_{,\nu} \right\} \\
&= p \left\{ \hat{R} + 3\beta \hat{g}^{\mu\nu} \hat{\nabla}_\mu \hat{\nabla}_\nu \phi + 3\hat{g}^{\mu\nu} \phi_{,\mu} \phi_{,\nu} - \hat{g}^{\mu\nu} g^{\gamma\sigma} g_{\mu\nu} \phi_{,\sigma} \phi_{,\gamma} \right\} \\
&= p \left\{ \hat{R} + 3\beta \hat{g}^{\mu\nu} \hat{\nabla}_\mu \hat{\nabla}_\nu \phi + 3\hat{g}^{\mu\nu} \phi_{,\mu} \phi_{,\nu} - \hat{g}^{\mu\nu} \hat{g}^{\gamma\sigma} \hat{g}_{\mu\nu} \phi_{,\sigma} \phi_{,\gamma} \right\} \\
&= p \left\{ \hat{R} + 3\beta \hat{g}^{\mu\nu} \hat{\nabla}_\mu \hat{\nabla}_\nu \phi + 3\hat{g}^{\mu\nu} \phi_{,\mu} \phi_{,\nu} - 4\hat{g}^{\gamma\sigma} \phi_{,\sigma} \phi_{,\gamma} \right\} \\
&= p \left\{ \hat{R} + 3\beta \hat{g}^{\mu\nu} \hat{\nabla}_\mu \hat{\nabla}_\nu \phi - \hat{g}^{\mu\nu} \phi_{,\mu} \phi_{,\nu} \right\}.
\end{aligned} \tag{4.21}$$

Then, we replace it in the Lagrangian (4.14) and express it through the new variables  $\{\hat{g}^{\mu\nu}, \phi\}$ , finding

$$\begin{aligned}
\hat{L}(\hat{g}, \phi) &= \sqrt{-\hat{g}} p^{-2} \left( p^2 \left\{ \hat{R} + 3\beta \hat{g}^{\mu\nu} \hat{\nabla}_\mu \hat{\nabla}_\nu \phi - \hat{g}^{\mu\nu} \phi_{,\mu} \phi_{,\nu} \right\} - H(p) \right) \\
&= \sqrt{-\hat{g}} \left( \hat{R} - \hat{g}^{\mu\nu} \phi_{,\mu} \phi_{,\nu} - p^{-2} H[p(\phi)] \right).
\end{aligned} \tag{4.22}$$



One can see a divergence term which can be subtracted because it does not affect the dynamics. The Lagrangian (4.25) then can be recast in a more familiar form:

$$\hat{L} = \sqrt{-\hat{g}} \left( \hat{R} - \hat{g}^{\mu\nu} \phi_{,\mu} \phi_{,\nu} - 2V(\phi) \right), \quad (4.23)$$

where  $\hat{R}$  is the Ricci scalar obtained from  $\hat{g}_{\mu\nu}$ . In other words, in the Einstein frame, the gravitational dynamics is set by a GR-like term ( $\hat{R}$ ) and a the scalar field  $\phi$ , which satisfies a set of nonlinear Klein-Gordon equations, as an ordinary minimally-coupled massive scalar field subject to the potential

$$V(\phi) \equiv \frac{1}{2p^2} \left\{ p(\phi) R[p(\phi)] - f[R(p(\phi))] \right\}, \quad (4.24)$$

which is completely determined by the particular  $f(R)$  chosen.

### 4.3 The Inverse Problem

From now on, the super(sub)scripts “ $E$ ” and “ $J$ ” indicate the frame (Einstein and Jordan, respectively) where the quantity is defined. We drop the subscript in  $R_J$  (and in  $\phi_E$  — see below) to avoid excessive cluttering of the equations. We write the modified gravitation Lagrangian in JF (in the vacuum, i.e, no matter/radiation fields) as

$$L_J = \sqrt{-g^J} f(R), \quad (4.25)$$

where  $g^J \equiv \det(g_{\mu\nu}^J)$ . General Relativity (GR) with a cosmological constant  $\Lambda$  would correspond to  $f(R) = R - 2\Lambda$ . We saw in Chapter 3 that a variational procedure in the metric formalism yields fourth-order equations for the metric [69], namely

$$R_{\mu\nu} f' - \frac{1}{2} g_{\mu\nu}^J f + g_{\mu\nu}^J \square f' - \nabla_\mu \nabla_\nu f' = 0, \quad (4.26)$$

where  $f' \equiv df/dR$ .

In the present work we start by examining the **inverse problem**: from a scalar field  $\phi$  and its potential  $V_E(\phi)$ , we map  $L_E$  in Eq. (4.23) onto the corresponding  $L_J$  in Eq. (4.25). From equation (4.23) we see that potential is

$$V_J(p) = \frac{1}{2p^2} \left( p R(p) - f[R(p)] \right), \quad (4.27)$$

From which we obtain

$$2p^2 V_J(p) = R p - f. \quad (4.28)$$

We can also isolate  $R$  in (4.27) to arrive at

$$R(p) = 2pV_J(p) + \frac{f}{p} \quad (4.29)$$

To ensure the consistency of the Legendre transformation, a solution to (4.28) should also meet the R-Regularity condition  $d^2 f/dR^2 \neq 0$ .

Deriving (4.28) with respect to  $R$ , and using the condition above, yields

$$\begin{aligned} 2p^2 \frac{dp}{dR} \frac{dV_J(p)}{dp} + 4p \frac{dp}{dR} V_J(p) &= p + R \frac{dp}{dR} - p, \\ 2p^2 \frac{dV_J(p)}{dp} + 4p V_J(p) &= R. \end{aligned} \quad (4.30)$$

Using (4.29) we get

$$f[R(p)] = p^2 \left[ 2V_J(p) + 2p \frac{dV_J(p)}{dp} \right], \quad (4.31)$$

or, in terms of the  $\phi$  field, using that  $p \equiv \exp(\beta\phi)$ , we can rewrite (4.31) and (4.29) as [70]

$$f(\phi) = e^{2\beta\phi} \left[ 2V_E(\phi) + 2\beta^{-1} \frac{dV_E(\phi)}{d\phi} \right], \quad (4.32)$$

$$R(\phi) = e^{\beta\phi} \left[ 4V_E(\phi) + 2\beta^{-1} \frac{dV_E(\phi)}{d\phi} \right]. \quad (4.33)$$

We obtain a parametric solution for the  $f(R)$  function that depends completely on the potential  $V_E(\phi)$ . A constant potential in (4.23) is interpreted as a cosmological constant  $V_E(\phi) = \Lambda$ , in which case we get the function  $f(R) = \frac{1}{8\Lambda} R$  — this result is also obtained as a particular (“singular”) solution of (4.28), which in this case is a Clairaut [71]. For a non constant potentials the solutions do exist, but this are practically inaccessible, since one is usually unable to solve (4.29) analytically [64].

If we apply the above equations to the simplest possible (nontrivial) potential for a scalar field, namely

$$V_E(\phi) = \frac{1}{2} m_\phi^2 \phi^2, \quad (4.34)$$

we then obtain the corresponding parametric form of  $f(R)$ :

$$f(\phi) = m_\phi^2 \frac{\phi(\beta\phi + 2)}{\beta} e^{2\beta\phi}, \quad (4.35)$$

$$R(\phi) = 2 m_\phi^2 \frac{\phi(\beta\phi + 1)}{\beta} e^{\beta\phi}, \quad (4.36)$$

which we plot in Fig. 4.2. Throughout this thesis, we will refer to the three stages of this plot as branches of the system.

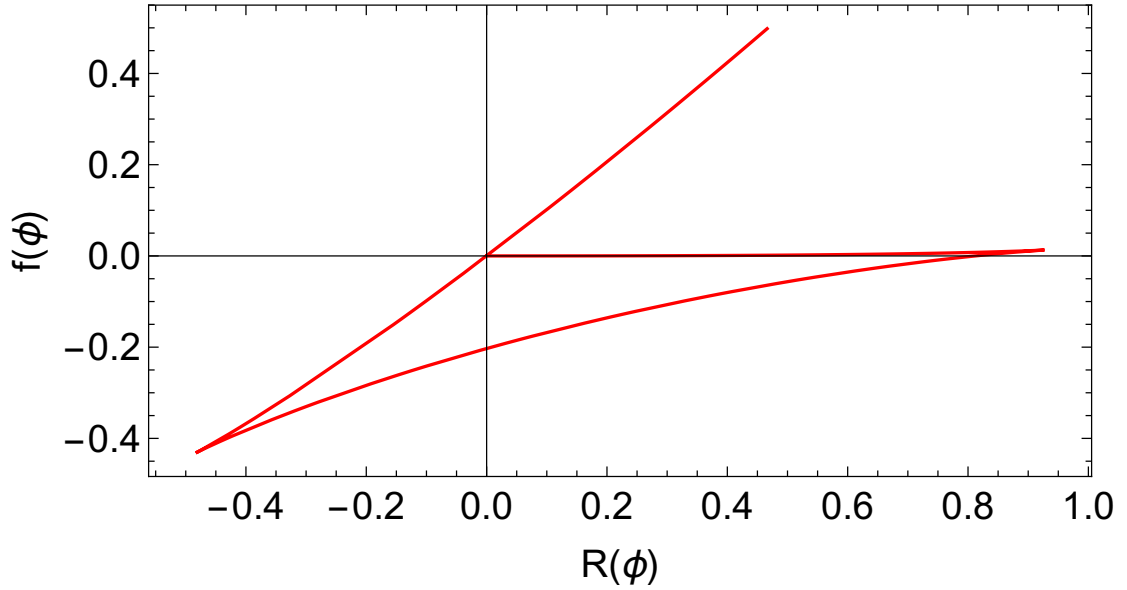


FIGURE 4.2: Parametric plot of  $f(R)$  given by Eqs. (4.35), (4.36). Note that  $f' > 0$  for all  $R$ .

One can easily see that

$$f' \equiv \frac{df}{dR} = e^{\beta\phi} > 0 \quad \forall\phi, \quad (4.37)$$

and

$$\frac{d^2f}{dR^2} = \frac{d\phi}{dR} \frac{d}{d\phi} \left( \frac{df}{dR} \right) = \frac{\beta^2/2}{2\beta^2V_E + 3\beta V'_E + V''_E}, \quad (4.38)$$

where  $V'_E \equiv dV_E/d\phi$  and  $V''_E \equiv d^2V_E/d\phi^2$ . The sign of  $\frac{d^2f}{dR^2}$  is given by the sign of the denominator of (4.38).

## 4.4 Conclusions

We followed and reproduced the procedure in [63, 68] to obtain a new metric from (4.5) using the Lagrangian vacuum case  $L = \sqrt{-g} f(R)$ . Using Legendre's transformation with the new metric, a Hilbert-Einstein-like Lagrangian is recovered with an effective scalar field. It can be said that the fourth-order field equations in the Jordan frame include in themselves the gravitational interaction that is presented by the nonlinear Lagrangian in the Einstein frame. We considered also the inverse problem for the  $f(R)$  gravity. It is presented a parametric solution that are completely determined by the choice of a particular potential in the Einstein frame and, ultimately, by  $f(R)$  itself.

## Chapter 5

# Thermodynamics: van der Waals Theory

In this chapter we briefly describe the thermodynamics for the van der Waals model (vdW) following the calculations in [72, 73]. We will show the most relevant thermodynamic quantities that describe the system and we study the phase transitions of the system, the equilibrium conditions under the Maxwell construction to define the regions of coexistence and metastability regions of gas and liquid phases.

### 5.1 van der Waals Equation

The ideal-gas model is based on the approximation of a system of many free non interacting particles in the classical regimen. “Free” means that the particles are confined in a container with volume  $V$  with no other restrictions or external forces, each with an associated kinetic energy (proportional to the temperature  $T$ ) and momentum, and able to transfer it during elastic collisions with the walls of the container. These interactions, in turn, translate into the pressure  $P$ . The equation of state for this case is the well known  $PV = Nk_B T$ , where  $N$  is the number of particles and  $k_B$  is the Boltzmann constant.

In 1873 [74], van der Waals pointed out that this so-called “particles” actually have a volume  $b/N_A$  where  $N_A$  is Avogadro’s number. Hence, the volume  $V$  in the ideal equation is replaced by  $V - Nb$ . He also considered the interaction between particles: the pressure on the wall is reduced proportional to the numbers of the interacting pairs of particles, or upon the square of the number of particles per unit volume  $aN^2/V^2$ , where  $a$  and  $b$  are constants of the particular gas. Accordingly, he suggested the following state

equation:

$$P = \frac{Nk_B T}{V - Nb} - \frac{aN^2}{V^2}. \quad (5.1)$$

In the classical limit, the Fermi-Dirac and Bose-Einstein distribution functions lead to an identical result for the average number of atoms in an orbital<sup>1</sup>. Thus, let  $\varepsilon$  be the energy of an orbital occupied by one particle. The Fermi-Dirac and Bose-Einstein distribution functions  $f(\varepsilon)$  for the average occupancy of an orbital at energy  $\varepsilon$  are [72]

$$f(\varepsilon) = \frac{1}{e^{(\varepsilon-\mu)/K_B T} \pm 1}, \quad (5.2)$$

where  $\mu$  is the chemical potential, the plus sign is for the Fermi-Dirac distribution, and minus for the Bose-Einstein distribution. For the classical regime,  $e^{(\varepsilon-\mu)/K_B T} \gg 1 \forall \varepsilon$ . Then the average occupancy of an orbital of energy  $\varepsilon$  simplifies to

$$f(\varepsilon) \approx e^{(\mu-\varepsilon)/K_B T} = \lambda e^{-\varepsilon/K_B T}, \quad (5.3)$$

where  $\lambda \equiv e^{\mu/K_B T}$ .

The thermal average of the total number of atoms equals the number of atoms known to be present. This number must be the sum over all orbitals of the distribution function  $N = \langle N \rangle = \sum_i f(\varepsilon_i)$  where  $i$  is the index of an orbital of energy  $\varepsilon_i$ . So, replacing equation (5.3) in the sum we obtain

$$N = \lambda \sum_i e^{-\varepsilon_i/K_B T}. \quad (5.4)$$

For orbitals of free particles the sum is the partition function  $Z_1 = n_Q V$ , where  $n_Q \equiv (mk_B T/2\pi\hbar^2)^{3/2}$  is the quantum concentration for a single free atom in volume  $V$ , whereby  $N = \lambda Z_1$ . As a result,

$$N = \lambda Z_1 = \lambda n_Q V, \quad (5.5)$$

so,

$$\lambda = \frac{N}{n_Q V} = e^{\mu/K_B T}. \quad (5.6)$$

We will calculate the background thermodynamic quantities for the ideal gas in order to obtain an extension for the van der Waals gas. The chemical potential  $\mu$  for the ideal gas is [72, 73]

$$\mu \equiv k_B T \ln \left( \frac{N}{V n_Q} \right). \quad (5.7)$$

---

<sup>1</sup>The energy of a system is the total energy of all particles, kinetic plus potential, with account taken of interactions between particles. A quantum state of the system is a state of all particles. Quantum states of a one-particle system are called orbitals [72].

We can calculate the free energy function  $F$ , also known as Helmholtz free energy, from its relation with the chemical potential through

$$\mu(T, V, N) \equiv \left( \frac{\partial F}{\partial N} \right)_{T, V}. \quad (5.8)$$

Then,

$$\begin{aligned} F(T, V, N) &= \int_0^N \mu(T, V, N) dN \\ &= k_B T \int_0^N (\ln N - \ln(Vn_Q)) dN \\ &= k_B T N \left( \ln N - 1 - \ln(Vn_Q) \right) \\ &= -k_B T N \left[ \ln \left( \frac{Vn_Q}{N} \right) + 1 \right]. \end{aligned} \quad (5.9)$$

Using the relation with the free energy, the pressure  $P$  is

$$P \equiv - \left( \frac{\partial F}{\partial V} \right)_{T, N} = \frac{NT}{V}, \quad (5.10)$$

which is the equation of state of the ideal gas.

We also obtain the entropy  $S$  from the free energy:

$$S(T, V, N) \equiv - \left( \frac{\partial F}{\partial T} \right)_{V, N} = N \left[ \ln \left( \frac{Vn_Q}{N} \right) + \frac{5}{2} \right]. \quad (5.11)$$

Then we can calculate the thermal energy  $U$  from the definition

$$U \equiv F + k_B T S = \frac{3}{2} N k_B T. \quad (5.12)$$

The heat capacity at constant volume  $C_V$  is

$$C_V \equiv \left( \frac{\partial U}{\partial T} \right)_{V, N} = \frac{3}{2} N k_B. \quad (5.13)$$

The enthalpy  $H$  is given by

$$H \equiv U + PV = \frac{5}{2} N k_B T. \quad (5.14)$$

Therefore, the heat capacity at constant pressure  $C_P$  is

$$C_P \equiv \left( \frac{\partial H}{\partial T} \right)_P = \frac{5}{2} N k_B. \quad (5.15)$$

Now, considering the interaction of particles via the Lennard-Jones potential, the average potential energy per particle is  $\phi_{ave} = -Na/V$ , where the parameter  $a \geq 0$  is an average value of the potential energy per unit. Consequently, the change in the internal energy  $U$  due to the attractive part is given by  $\Delta U = N\phi_{ave} = -N^2a/V$ . On the other hand, the change in the free energy is  $\Delta F \approx \Delta U$  since the parameter  $a$  introduces no entropy at the system. Then, replacing  $V$  by  $V - Nb$  in the free-energy expression for the ideal gas (5.9) and add  $\Delta F$  we obtain [73, 72]

$$F = -K_B T N \left( \ln \left[ \frac{(V - Nb)n_Q}{N} \right] + 1 \right) - \frac{N^2 a}{V}. \quad (5.16)$$

Proceeding as before we can obtain the other thermodynamic function: the entropy for the vdW fluid is

$$S(T, V, N) = - \left( \frac{\partial F}{\partial T} \right)_{V, N} = -K_B N \left( \ln \left[ \frac{(V - Nb)n_Q}{N} \right] + \frac{5}{2} \right). \quad (5.17)$$

The internal energy is

$$U = F + TS = \frac{3}{2} N K_B T - \frac{N^2 a}{V}. \quad (5.18)$$

The heat capacity at constant volume is  $C_V = (\partial U / \partial T)_{V, N} = 3/2 N K_B$ ; is the same as the ideal gas because the second term of the internal energy does not depend on the temperature. From (5.16) we obtain the pressure function

$$P = - \left( \frac{\partial F}{\partial V} \right)_{T, N} = \frac{N T}{V - N b} - \frac{N^2 a}{V}. \quad (5.19)$$

which is, again, the van der Waals equation of state (5.1). Now, using (5.18) and (5.19) we can obtain the enthalpy

$$H = U + PV = N \left( \frac{3 K_B T}{2} + \frac{K_B T V}{V - N b} - \frac{N^2 a}{V} \right). \quad (5.20)$$

But, in this case, we cannot obtain an analytical expression of the heat capacity at constant pressure because it is impossible to obtain the volume in terms of pressure for the vdW model. We will make this calculation below with reduced quantities formulation for simplification.

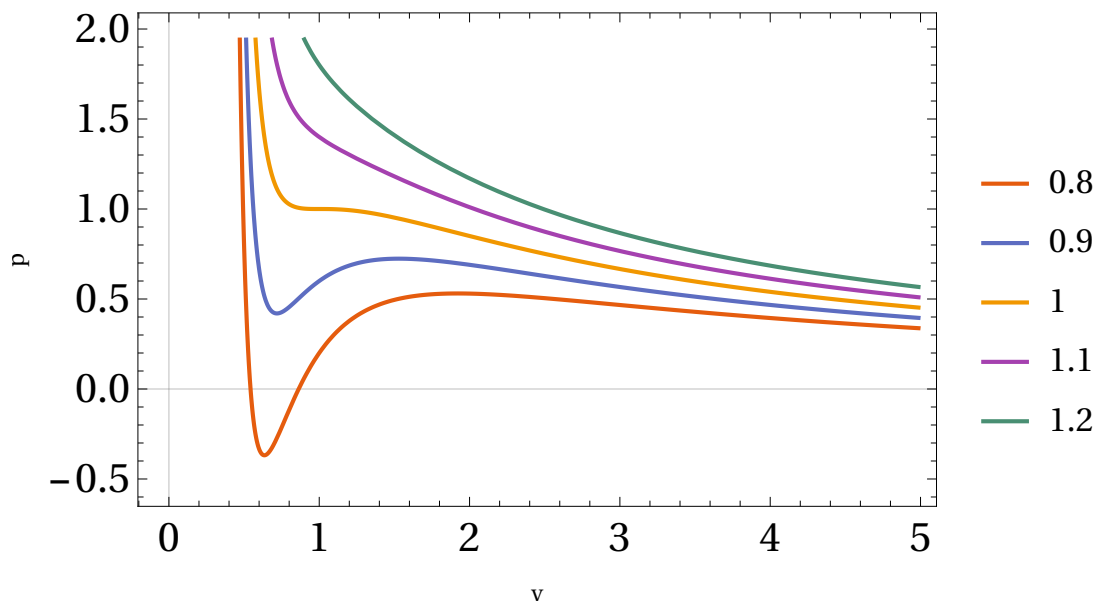


FIGURE 5.1: vdW equation of state for the reduced form (5.24) with isothermal values  $\tau = 0.8, 0.9, 1, 1.1, 1.2$ . Critical curve (orange/solid) for  $\tau = 1$ .

### 5.1.1 Critical Values of the vdW Gas

The so-called critical quantities

$$P_c = \frac{a}{27b^2}, \quad T_c = \frac{8a}{27b}, \quad V_c = 3Nb. \quad (5.21)$$

are the critical pressure, critical temperature and critical volume, respectively, that define the critical point of the van der Waals fluid. Solving this system for  $a$ ,  $b$  and  $N$  we obtain

$$a = \frac{27T_c^2}{64P_c}, \quad b = \frac{T_c}{8P_c}, \quad N = \frac{8P_cV_c}{3T_c}. \quad (5.22)$$

We can rewrite the vdW state equation (5.1) in terms of the critical values using the following normalized variables

$$p \equiv \frac{P}{P_c}, \quad \tau \equiv \frac{T}{T_c}, \quad v \equiv \frac{V}{V_c}. \quad (5.23)$$

Then, using (5.22), we can rewrite (5.1) as

$$p = \frac{8\tau}{3v-1} - \frac{3}{v^2}. \quad (5.24)$$

In figure (5.1), we plot the  $p - v$  plane for several isotherms values. Values of  $a$  and  $b$  are usually obtained by fitting to the observed  $P_c$  and  $T_c$ . At the critical point, the curve of  $p \times v$  at constant  $\tau$  has a point of inflection. Here the local maximum and minimum of the  $p - v$  curve coincide, and there is no separation between the vapor and



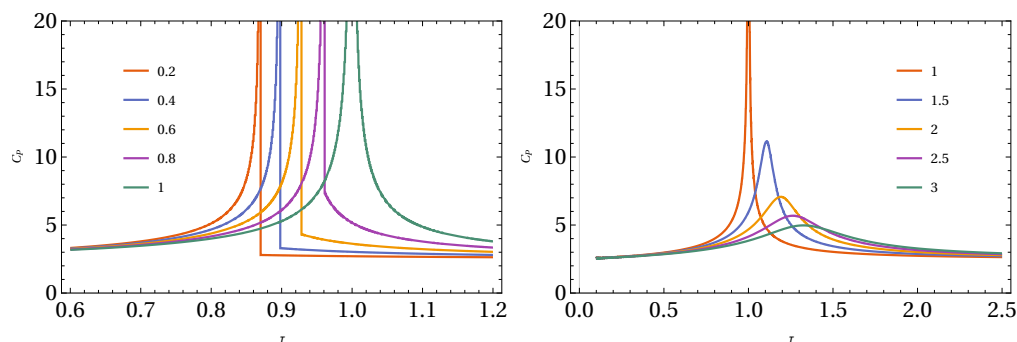


FIGURE 5.2: Heat capacity at constant pressure versus reduced temperature. **Left panel:** reduced pressures from 0.2 to 1 in 0.2 increments. **Right panel:** reduced pressures from 1 to 3 in 0.5 increments. Labels indicate the pressure for each curve.

liquid phases. At a horizontal point of inflection the conditions [65, 72]

$$\left(\frac{\partial p}{\partial v}\right)_\tau = 0, \quad \text{and} \quad \left(\frac{\partial^2 p}{\partial v^2}\right)_\tau = 0, \quad (5.25)$$

are satisfied by the vdW state equation (5.24). No phase separation exists above  $T_c$ .

We also can write the free energy in terms of the reduced/normalized variables. First of all, we write the quantum concentration as  $n_Q = n_{Qc}\tau^{3/2}$ , where  $n_{Qc} \equiv (mk_B T_c / 2\pi\hbar^2)^{3/2}$ . Then, we can rewrite

$$\frac{F}{P_c V_c} = -\frac{8}{3}\tau \left[ \ln \left( x_c \tau^{3/2} (3v - 1) \right) + 1 \right] - \frac{3}{v}, \quad (5.26)$$

where  $x_c = n_{Qc} T_c / 8P_c$ . In this way, the reduced form of entropy  $s$  is

$$\frac{s}{Nk_B} = \ln \left[ x_c \tau^{3/2} (3v - 1) \right] + \frac{5}{2}, \quad (5.27)$$

and the enthalpy is

$$\frac{H}{P_c V_c} = \frac{4\tau(5v - 1)}{3v - 1} - \frac{6}{v}. \quad (5.28)$$

The heat capacity at constant pressure is calculated from the relation

$$C_p = \tau \frac{\partial s(p, \tau)}{\partial \tau}. \quad (5.29)$$

In order to obtain  $s(p, \tau)$ , we solve numerically  $v(p)$  from (5.24) using `NSolve` function from the `Mathematica` software — see figure (5.2).

### 5.1.2 The Gibbs Function and Chemical Potential of the vdW

The Gibbs function of the van der Waals fluid is obtained from  $G = F + PV$ . Therefore, from (5.16) and (5.19), this results in

$$G(V, T, N) = -K_B T N \left( \ln \left[ \frac{(V - Nb)n_Q}{N} \right] + 1 \right) - \frac{2N^2 a}{V} + \frac{NT}{V - Nb}. \quad (5.30)$$

As we can see, the Gibbs function is written in terms of  $V, T, N$  instead  $P, T, N$ . Although it is not possible to put it in terms of these later variables explicitly, it is possible to do so parametrically using the sets  $G(V, T, N)$  and  $P(V, T, N)$ . We want  $G(P, T, N)$  because we can then obtain the chemical potential  $\mu(P, T)$  as  $G(P, T, N)/N$ , since  $\mu$  determines the phase coexistence relation. When the liquid ( $\ell$ ) and gas ( $g$ ) chemical potentials satisfy  $\mu_\ell < \mu_g$  the liquid is more stable than the gas phase, or equivalently, when the Gibbs function satisfies  $G_\ell < G_g$  and vice versa. The two phases can coexist if  $\mu_\ell = \mu_g$  or  $G_\ell = G_g$ . Also, we can obtain the chemical potential from the free energy in equation (5.16):

$$\begin{aligned} \mu(T, V, N) &= \left( \frac{\partial F}{\partial N} \right)_{T, N} \\ &= -K_B T \ln \left[ \frac{(V - Nb)n_Q}{N} \right] - \frac{2Na}{V} + \frac{NTb}{V - Nb} \\ &= -K_B T \ln \left[ \frac{V - Nb}{N} \right] - \frac{2Na}{V} + \frac{NTb}{V - Nb} - K_B T \ln n_Q. \end{aligned} \quad (5.31)$$

which can be rewritten in term of the reduced variables using (5.22) as

$$\frac{\mu}{T_c K_B} = -\tau \ln [3v - 1] + \frac{\tau}{3v - 1} - \frac{9}{4v K_B} - \tau \log \left[ \frac{n_Q T_c}{8P_c} \right]. \quad (5.32)$$

Figure 5.3 shows the parametric plot of the chemical potential versus pressure for several temperatures; the lowest branch represents the stable phase, the other branches represent metastable phases. The pressure at which the branches cross determines the transition between gas and liquid; this pressure is called *the equilibrium vapor pressure* [72].

In terms of the numerical integral of  $p \times v$  isotherm over the two-phase region at temperature  $\tau$ , Maxwell construction states that

$$\int_{v_1}^{v_2} [p(\tau, v) - p_X(\tau)] dv = p_X(\tau) (v_1 - v_2) = 0. \quad (5.33)$$

The limit of the local stability of the system under small fluctuation occurs at conditions where the phase separation into liquid and vapour phases should take place. This

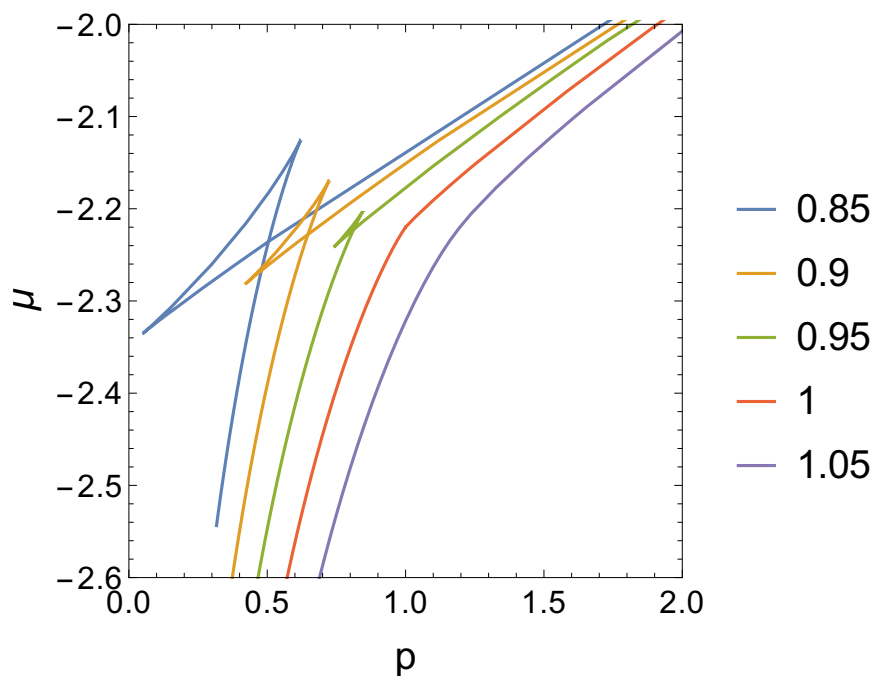


FIGURE 5.3: ParametricPlot of reduced pressure (5.24) vs chemical potential (5.32) for the isothermals  $\tau = 0.85, 0.9, 0.95, 1, 1.05$ . It shows a critical curve (in orange/solid) for  $\tau = 1$ .

limit defines a curve known as spinodal curve defined by the condition that the second derivative of Gibbs energy function (with respect to concentration) is zero, that is the locus of points of the inflection points on the Gibbs energy function. On the other hand, the locus where two phases may coexist in metastable equilibrium define a curve known as binodal curve, which is determined by the condition that the first derivative of Gibbs energy function is zero.

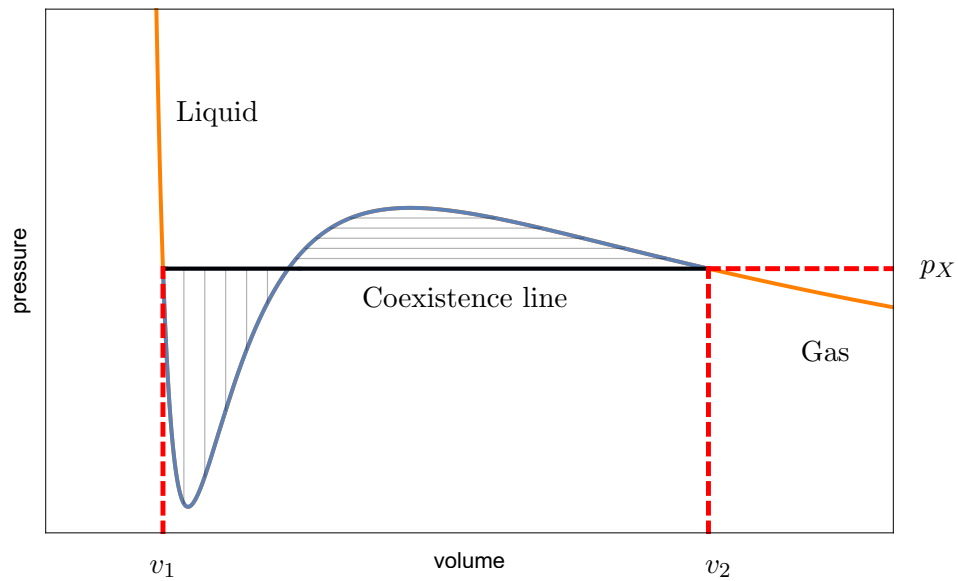


FIGURE 5.4: Plot of  $p \times v$  at reduced temperature  $\tau = 0.85$ . In the region  $v < v_1$ , only the liquid phase exists and in the region  $v > v_2$ , only the gas phase exists. The phases coexist between  $v_1$  and  $v_2$ . The value of  $v_1$  or  $v_2$  is determined by the condition that  $\mu_l(\tau, p) = \mu_g(\tau, p)$  along the horizontal line between  $v_1$  and  $v_2$ . This will occur if the shaded area below the line is equal to the shaded area above the line. This is Maxwell's construction. The pressure  $p_X$  is a constant pressure part of the  $p-v$  isotherm at which the gas and liquid coexist as indicated by the horizontal line.

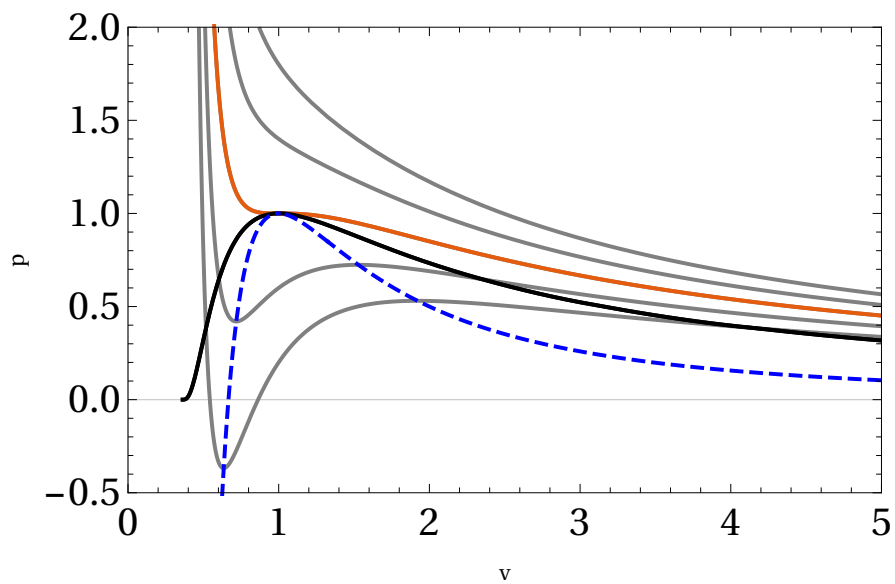


FIGURE 5.5: Spinodal (blue/dashed) and binodal (black/solid) curves for the vdW. Spinodal curve is the (inner) boundary between the regions of the metastable and the unstable region. There is an intermediate zone between the binodal and the spinodal curve known as metastable region.

## 5.2 Conclusions

We presented the thermodynamic properties of the van der Waals model which is an improvement of the ideal model that considers the interactions and the volume of the “particles” of the system. The van der Waals model is the simplest model that presents a phase transition between liquid and gas phases. Under Maxwell construction, it is possible to obtain the spinodal curve, which defines a stability region of the system. Furthermore, it is possible to find a curve using the extrema points of the Gibbs function, known as binodal curve, which defines a metastable region of the system.

## Part II

# Results

## Chapter 6

# Exploring a Stability Criterion in $f(R)$ Gravity Theory

In this chapter we analyze the stability criteria in  $f(R)$  Gravity Theory under three different approaches they are: the mass criteria, the catastrophe theory approximation and the thermodynamics analogy.

### 6.1 The Stability Mass Criteria

In  $f(R)$  theories, the effective potential for  $R$  is obtained from the trace of Eq. (4.26):

$$3\Box f' + f'R - 2f = 0, \quad (6.1)$$

which can be rewritten as [75]

$$\Box R + \frac{f'''}{f''}(\nabla_\alpha R)(\nabla^\alpha R) + \frac{f'R - 2f}{3f''} = 0. \quad (6.2)$$

We will address only homogeneous spacetime, where spatial derivatives vanish, and thus

$$\ddot{R} + 3H\dot{R} + \frac{f'''}{f''}\dot{R}^2 + \frac{dV_J}{dR} = 0, \quad (6.3)$$

where

$$\frac{dV_J}{dR} \equiv \frac{2f - f'R}{3f''}. \quad (6.4)$$

It is revealing to know the potential  $V_J(R)$  itself, which can be readily obtained from

$$V_J[R(t)] = \int^{R(t)} \frac{dV_J}{dR} \frac{dR}{dt'} dt', \quad (6.5)$$

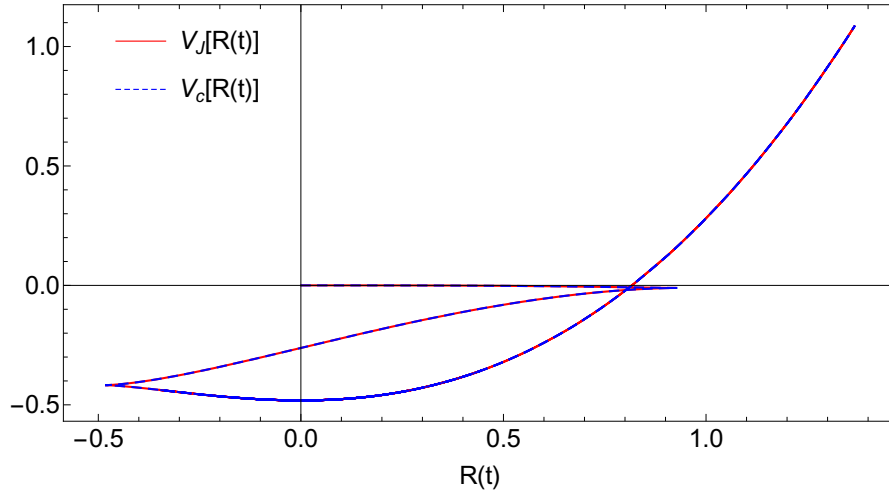


FIGURE 6.1: Potential  $V_J(R)$  given by the numerical integration in Eq. (6.5), blue/solid line, and its fit by the cusp catastrophe  $V(R; u, v, c)$ , defined by Eq. (6.11), red/dashed line. The last branch, which presents a minimum at  $R = 0$ , seems thicker (and not dashed) because it is swept more times.

once we know  $R(t)$  and assuming  $V_J(0) = 0$ . From Eqs. (4.33), (6.5), the numerical solution of Eq. (2.68) and the initial conditions defined above, we plot  $V_J(R)$  in Fig. 6.1. As one would expect, it is a multivalued function, whose branches correspond to those of  $f(R)$ . Its changing shape indicates that the potential is an essential dynamical ingredient — its extrema and their corresponding effective masses — changes as time passes by.

The stability of any given configuration is determined by the signal of the squared-mass term of the corresponding (effective) potential at each one of its equilibrium points. It is well known that a given equilibrium point is stable if the corresponding squared mass is positive. In the present case, the (effective) squared mass in the JF is then given by the second derivative of Eq. (6.4):

$$m_J^2(R) \equiv \frac{d^2 V_J}{dR^2} = -\frac{R}{3} + \frac{f'}{3f''} + \frac{f'''}{3(f'')^2} (-2f + f'R), \quad (6.6)$$

$$= -\frac{R}{3} + \frac{f'}{3f''} \quad (6.7)$$

where we have used that  $dV_J/dR = 0$  (i.e, at an extremum of  $V_J(R)$ ) in the last step. The same expression was obtained by Baghran [76]:

$$m_B^2(R) \equiv -\frac{R}{3} + \frac{f'}{3f''}, \quad (6.8)$$

when we calculate  $m_J^2(R)$  at one of the extrema of  $V_J(R)$ . This simply points out the obvious equivalence between our approach and the perturbative one.



It is important to compare Eq. (6.6) to other mass definitions previously presented in the literature, namely Nojiri's [75] and Sotiriou and Faraoni's [69], respectively:

$$m_N^2(R) \equiv -\frac{R}{3} + \frac{f'}{3f''} + \frac{f'''}{3(f'')^2}(-2f + f'R + R), \quad (6.9)$$

$$m_{SF}^2(R) \equiv \frac{1}{3f''} \left( \frac{1}{\epsilon} - f' \right), \quad (6.10)$$

all of which rely on an expansion around the (homogeneous) background. The difference between Eqs. (6.6) and (6.9) is the very last term in the latter (namely,  $R$ ). Such term was obtained [75] assuming GR in the background and in the presence of matter:  $-8\pi G_N T \approx R$ , where  $T$  is the trace of the matter energy-momentum tensor. Therefore, according to that reasoning, Nojiri's expression (6.9) will also agree with ours when matter is absent — which is precisely the case studied here — and when calculated at one of the extrema of  $V_J(R)$ . We compare the mass definitions — Eqs. (6.6), (6.8) and (6.9) — can be seen in Fig. 6.2 as function of time for the  $f(R)$  presented here.

The authors of the latter mass expression, Eq. (6.10), use a perturbative approach around GR (and this is the crucial point here), having written  $f(R) = R + \epsilon \Delta(R)$ , where  $\epsilon \ll 1$ . The equation of the corresponding mass  $m_{SF}^2$  obviously depends on  $\epsilon$ , but since it can be as small as wanted, requiring the mass to be positive is equivalent to demanding  $f''(R) > 0$  (see Fig. 6.2) — which became the standard criterion for stability in the current literature.

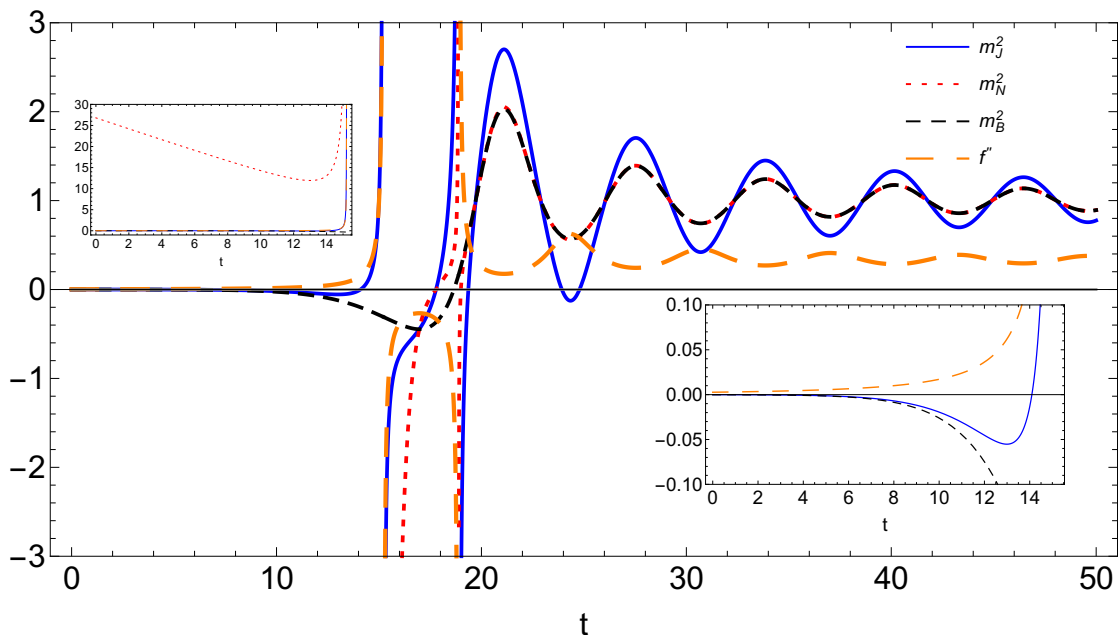


FIGURE 6.2: Different masses:  $m_J^2$  (6.6) in blue/solid,  $m_N^2$  (6.9) in red/dotted,  $m_B^2$  (6.8) in black/dashed and  $f''$  in orange/large-dashed as functions of time. We have used  $N = 60$  e-folds and  $m_\phi = 1$ . The insets show the behavior of the curves in the first branch.

## 6.2 The Stability Criteria from Catastrophe Theory Approximation

As we mentioned in the previous section, the potential  $V_J(R)$  has a dynamical character, changing over time. With that piece of information in mind, we notice that it can be written, across different branches, as different expressions of a 4<sup>th</sup>-order polynomial:

$$V_c(R; u, v, c) = \frac{R^4}{4} + u \frac{R^2}{2} + v R + c. \quad (6.11)$$

It is important to point out that the above expression is **not** a series expansion. Actually, it is the simplest one that features the necessary characteristics to explain the behaviour of  $R(t)$  — the most important of which is the unique minimum in the final stage, around which the system oscillates; it also explains the initial-phase evolution.

The number of equilibrium states (i.e, extrema of  $V_c$ ) obviously depends on the *control parameters*  $u$  and  $v$  — see Fig. 6.3. The coalescence of extrema and the change of dominance are studied by Catastrophe Theory [23]. The expression (6.11) for  $V_c(R)$  is an elementary or normal form known as *cusp catastrophe*. The parameters  $\{u, v, c\}$  span the so-called *control space* and  $R$  defines the 1-D *behavior space*. The solutions of the system of equations  $\{\partial_R V_c(R; u, v, c) = 0, \partial_R^2 V_c(R; u, v, c) = 0\}$  generate the *bifurcation set* of the catastrophe. They represent the generation (or the annihilation) of a stable state and an unstable one (a minimum and a maximum of  $V_c$ , respectively). For Eq. (6.11), the bifurcation set is known as a *cusp* and it is given by

$$3^3 v^2 = -2^2 u^3, \quad (6.12)$$

and it is plotted in Fig. 6.3.

On the cusp itself, two extrema (one minimum, one maximum) coalesce. The sign of  $v$  defines the tilt of the potential, i.e, for  $v > 0$ , the global minimum will be the one at  $R < 0$ . For larger  $u$ , there is only one minimum of  $V_c(R)$ .

In order to obtain the time evolution of the control parameters for the case at hand, we have fitted  $V_c[R(t); u(t), v(t), c(t)]$  to the potential  $V_J[R(t)]$  for consecutive time ranges, using smaller intervals whenever close to one of the two sideways spikes in Fig. 4.2. That returned the functions  $u(t)$ ,  $v(t)$  and  $c(t)$ , plotted in Fig. 6.4. They diverge at the first two turnarounds of  $R(t)$  (at  $t_1 \approx 15.2$  and  $t_2 \approx 18.9$ ) but never again, even though  $R(t)$  does oscillate endlessly. That happens because one can write

$$\frac{d^2 V_J}{dR^2} = \frac{d^2 V_J}{d\phi^2} \frac{1}{\left(\frac{dR}{d\phi}\right)^2}, \quad (6.13)$$

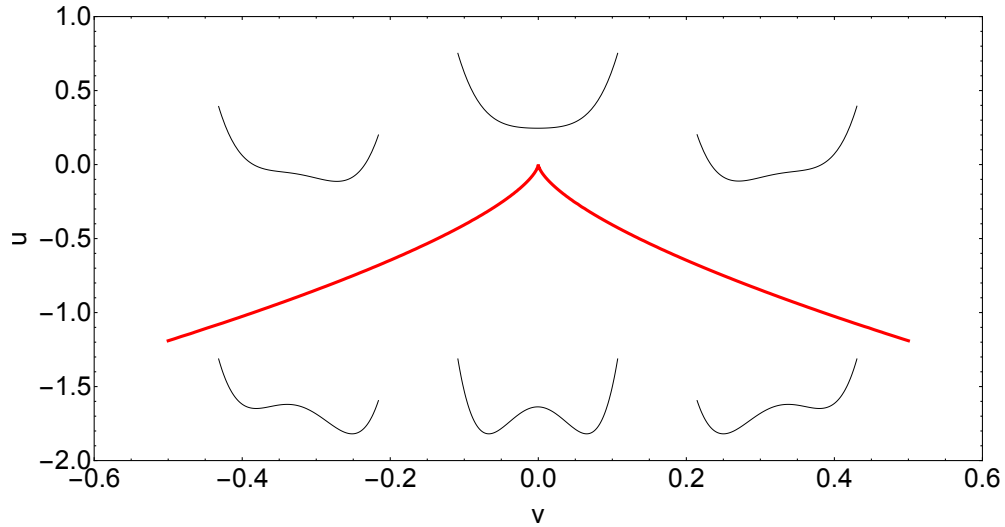


FIGURE 6.3: Control space  $\{u \times v\}$  and the corresponding qualitative shape of  $V_c(R; u, v, c)$  in each region.

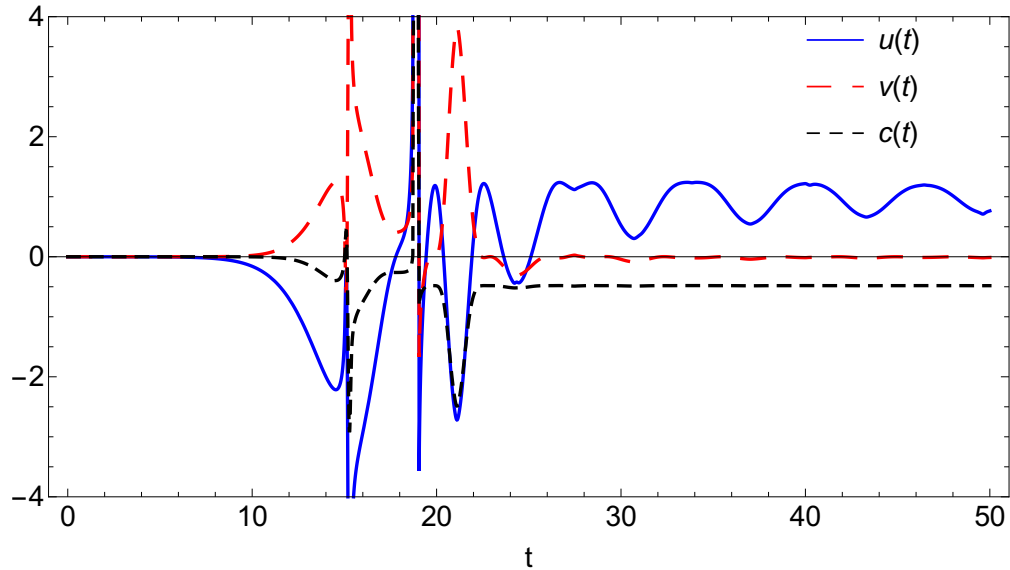


FIGURE 6.4: Plot of parameters  $u(t)$ ,  $v(t)$  and  $c(t)$ . Notice the divergences at the first two turnarounds of  $R(t)$  (at  $t_1 \approx 15.2$  and  $t_2 \approx 18.9$ ).

whenever  $dV_J/dR = 0$ , i.e., at the equilibrium points. Therefore, when the system is at such a point **and**  $dR/d\phi = 0$  — which happens *only* at the first two turnarounds of  $R(t)$  — one then gets  $d^2V_J/dR^2 \rightarrow \infty$ . Both the potential  $V_J(R)$  and its fit  $V_c(R; u, v, c)$  are plotted in Fig. 6.1, showing an almost perfect agreement.

Figure 6.5 shows four snapshots of  $V_c(R; u, v, c)$ ; the black dot indicates the value of  $R(t)$  for a particular value of  $t$  in the time range indicated in each panel. One can clearly see that the system is continuously trying to reach the equilibrium, but the positions of the minima (and even their number) change across the panels, as times passes. For

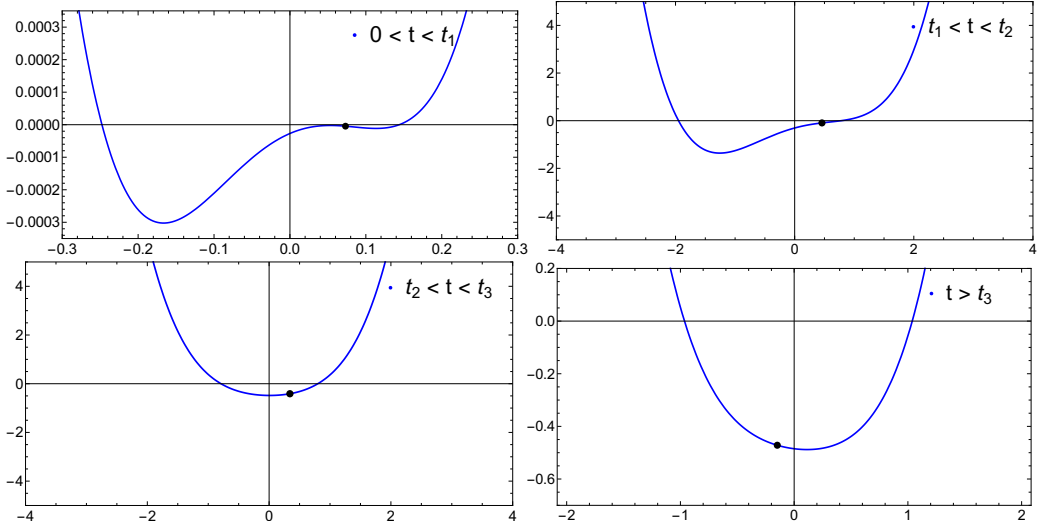


FIGURE 6.5: Snapshots of the potential  $V_c(R; u(t), v(t), c(t))$  as a function of  $R$  (see labels for time ranges), where  $t_1 \approx 15.2$ ,  $t_2 \approx 18.9$ ,  $t_3 \approx 21.1$ . The changes of branch occur at  $t = t_1, t_2$ . The black dot marks the value of  $R(t)$  in the middle of the corresponding time range.

$t > t_3$ , there is only one minimum, which will be reached by the system only in the asymptotic future.

Indeed, the system keeps trying to reach one of the minima of the potential, as we can see in Fig. 6.6 (upper panel). The squared mass  $m_J^2[R(t)]$  calculated at each extremum is plotted as a function of time in the lower panel of Fig. 6.6. One can clearly see the coalescence of one maximum ( $m_J^2 < 0$ ) and one minimum ( $m_J^2 > 0$ ) at the points indicated by the arrows — in both panels.

There are clearly three distinct regimes, each one corresponding to a different branch of the evolution:

*Initial branch* ( $t < t_1$ ):  $R$  slowly drifts away from its initial value, i.e, the initial configuration is (mildly) unstable as the system slowly drifts away from the local maximum ( $R \sim 0$ ) towards a local minimum at  $R > 0$  (see Fig. 6.5). When it is about to reach it, at  $t = t_1$ , it coalesces with the local maximum (arrow  $A$  in Fig. 6.6, upper panel). A slowly-varying  $R$  is a clear sign of an almost-de Sitter universe, i.e, there is inflation in the JF, even in the absence of a cosmological constant and with an approximately linear Lagrangian (since  $f'' R \ll 1$ ). Inflation is automatically terminated when, in the EF,  $\frac{1}{2}\dot{\phi}^2 \sim V_E(\phi)$  and the slow-roll approximation breaks down. Nevertheless, one can clearly see from Fig. 4.2 that  $f'' > 0$  in the first branch. The standard criterion for stability ( $f'' > 0$ ) fails here because, in spite of the almost-linear Lagrangian, it cannot be considered a perturbation of GR, where  $f' \equiv 1$  as opposed to  $f' \ll 1$ , here. One might interpret this feature as a modified effective Gravitational Constant  $\tilde{G}_N \equiv G_N/f' \gg G_N$ .

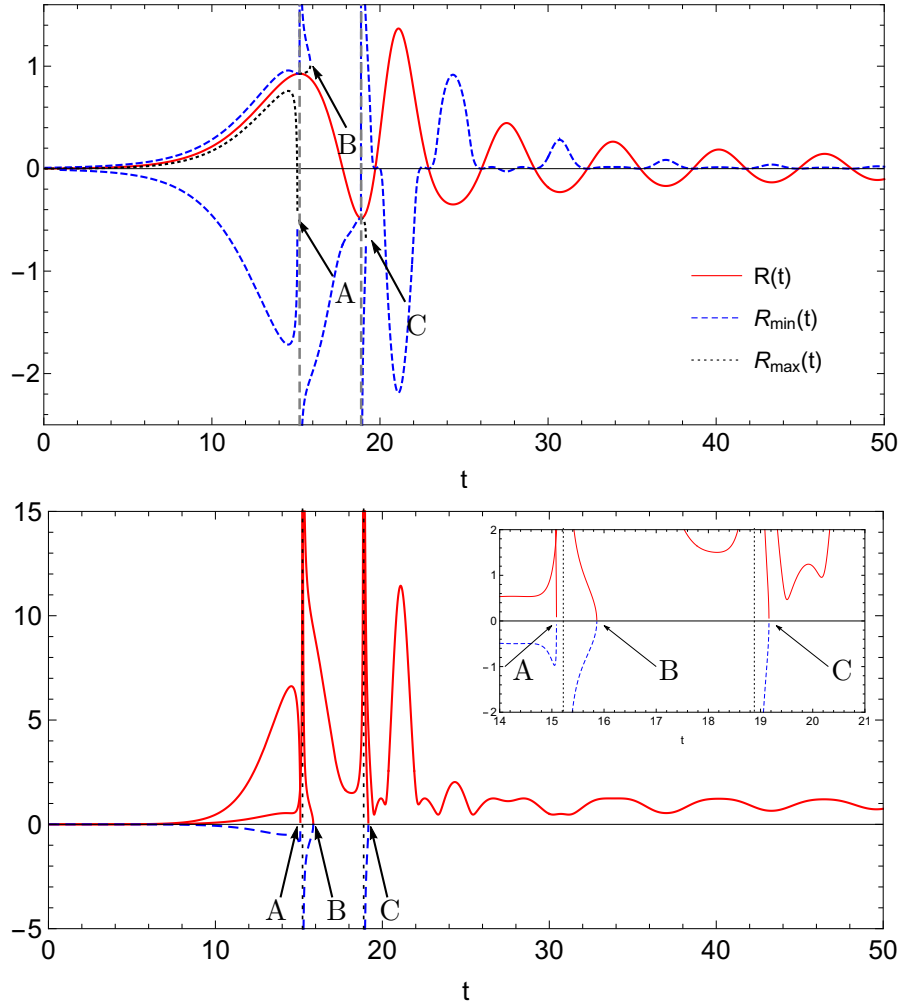


FIGURE 6.6: **Upper panel:** Plot of  $R(t)$  (red/solid line) and the extrema of  $V_c[R; u(t), v(t), c(t)]$  as times passes. One can see that the system is always trying to catch up with one of the minima of the potential,  $R_{\min}(t)$  (blue/dashed line). In particular, in the first branch, it is moving away from the local maximum  $R_{\max}(t)$  (black/dotted line). **Lower panel:** Effective mass squared  $m_J^2[R(t)]$ , calculated at each of the extrema (minimum in red/solid lines; maximum in blue/dashed line) of  $V_c[R; u, v, c]$  plotted as a function of time. See inset for zooming in the coalescence region. **Both panels:** Arrows point out the three coalescences (labeled A, B and C) of one maximum and one minimum, when the cusp is crossed — see Fig. 6.3.

*Intermediate branch* ( $t_1 < t < t_2$ ): The system is moving between two different stable configurations. This system starts close to the local minimum ( $m_J^2 > 0$ ), which annihilates with the local maximum — see arrow B in Fig. 6.6, lower panel. Then it moves towards the only minimum left, at  $R < 0$ , which coalesces with a local maximum that is created at the divergence — see arrow C in Fig. 6.6. One can see from Fig. 4.2 that  $f'' < 0$  in this time range.

*Final branch* ( $t > t_2$ ): From  $t = t_2$  on, there is only one minimum at  $R = 0 \forall t$  (where  $m_J^2 > 0$ ), around which the system is oscillating with a damping amplitude. At  $t = t_3 > t_2$ , the system reaches its furthest point away from equilibrium, which corresponds

to the highest value of  $R$ . In this branch, and only here,  $f'' > 0$  gives the expected answer on the stability of the system on this branch because the perturbative approach around GR does hold. For  $t > t_3$ , both  $\phi$  and  $R$  are in phase with each other and a plain chain-rule calculation of  $dR/dt = (dR/d\phi) \cdot (d\phi/dt)$  yields a finite result for all  $t$ .

In order to circumvent the aforementioned infinities in the control parameters  $u(t)$  and  $v(t)$  (explicitly shown in Fig. 6.4), we compactify the parameter space by defining

$$\begin{cases} \tilde{u}(t) \equiv \tanh[u(t)], & \text{and} \\ \tilde{v}(t) \equiv \tanh[v(t)]. \end{cases} \quad (6.14)$$

In Fig. 6.7 we have plotted both the surface that corresponds to the bifurcation set (generated by Eq. (6.12) and slid along the time direction) and the path followed by the system in the compactified control space  $\{\tilde{u}(t) \times \tilde{v}(t)\}$  with an extra dimension for the time  $t$ . One can see the system starts at the cusp ( $\{\tilde{u}, \tilde{v}\} = \{0, 0\}$ ) and spends most of the time above it, i.e, in the 1-solution region (recall Fig. 6.3). As we mentioned before, the system crosses the bifurcation set three times (labeled  $A$ ,  $B$  and  $C$ ), producing corresponding changes in the structure of the minima of the effective potential  $V_J(R)$ . On the other hand, their dominance, i.e, the global minimum, is set by the tilt of the potential, i.e, by the sign of the parameter  $\tilde{v}$  (or  $v$ ). As we will see in the next section, it follows a characteristic behavior of phase transitions[23].

The different criteria (positive squared masses and positive  $f''$ ) may seem equivalent at usual cosmological conditions, but, as we will see in the next section, this is not so. In particular, as we will show in the next section, the initial inflationary phase is **unstable** only according to the masses defined above — and, therefore, it is fated to end — and, at the same time, **stable** according to a naive application of the  $f''$  rule.

In order to achieve that goal, we need first to determine the solution(s) of our equation of motion (6.3) and, to do that, we have to determine our effective potential  $V_J(R)$ , Eq. (6.5)

Before skipping to the next Section, we generalize the potential  $V_E(\phi)$ , to include a shift in the  $\phi$ -vacuum value and a cosmological constant — both, defined, obviously, in the Einstein frame.

Following an established procedure [64] in section 4.3, one arrives at the parametric expressions (4.33) and (4.32), we apply this equations to the simplest possible (nontrivial) potential for a scalar field, to which we add an *ad hoc* Cosmological Constant  $\Lambda$ , namely

$$V_E(\phi) = \frac{1}{2}m_\phi^2(\phi - a)^2 + \Lambda. \quad (6.15)$$

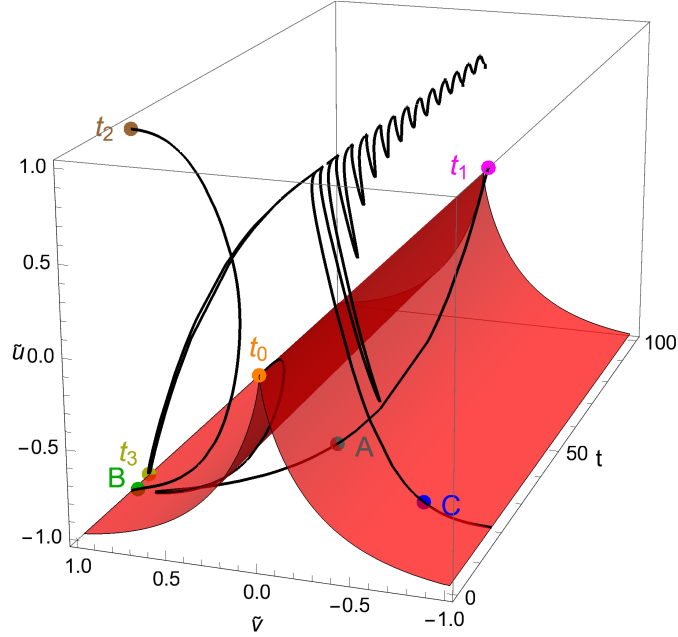


FIGURE 6.7: Compactified control space  $\{\tilde{u} \times \tilde{v}\}$  (and an extra dimension for time  $t$ ). The cusp surface is given by Eq. (6.12). The curve indicates the trajectory of the system, given by the parametric plot  $\{\tilde{u}(t) \times \tilde{v}(t)\}$ . The position of the system at  $t = t_0, t_1, t_2$  and  $t_3$  are labeled. The circles labeled A, B and C mark the moments when the trajectory crosses the bifurcation set.

For now,  $\Lambda$  and  $a$  are written just for the sake of completeness, but they will turn out to be key ingredients later on. We then obtain the corresponding parametric form of  $f(R)$ :

$$f(\phi) = e^{2\beta\phi} \left[ m_\phi^2 (a - \phi) \left( a - \phi - \frac{2}{\beta} \right) + 2\Lambda \right], \quad (6.16)$$

$$R(\phi) = 2e^{\beta\phi} \left[ m_\phi^2 (a - \phi) \left( a - \phi - \frac{1}{\beta} \right) + 2\Lambda \right], \quad (6.17)$$

which we plot in Fig. 6.8. If  $\Lambda < \Lambda_c$  (to be defined later on), the curve features a 3-branch structure. In all of them, from the above expressions, one has  $df/dR \equiv f' = \exp(\beta\phi)$ . In particular, on the final branch, when the field  $\phi$  oscillates around its potential minimum ( $\phi = a$ ), one recovers GR only if  $f' = \exp(\beta a) = 1$ , i.e, if  $a = 0$ . Regardless of  $a$ , the system does reach a de Sitter state with a non vanishing  $R = R_{\text{dS}} \equiv 4\Lambda \exp(\beta a)$  and, therefore, a corresponding effective cosmological constant in the JF, given by  $\Lambda_J \equiv \Lambda \exp(2\beta a)$ , and an effective gravitational constant  $G_{\text{eff}} \equiv G_N \exp(-\beta a)$ , where  $G_N$  is the standard gravitational constant. In other words, at the final stage ( $\phi \approx a$ ), the modified Lagrangian given by Eqs. (6.16) and (6.17) can be written as the linear function  $f(R) = \exp(\beta a)R - 2\Lambda_J$ .

The behaviour of  $f(R)$  for different values of  $\Lambda$  is shown in Fig. 6.9 — slices are shown in Fig. 6.8. The attentive reader may recognize a similar surface for the van der Waals

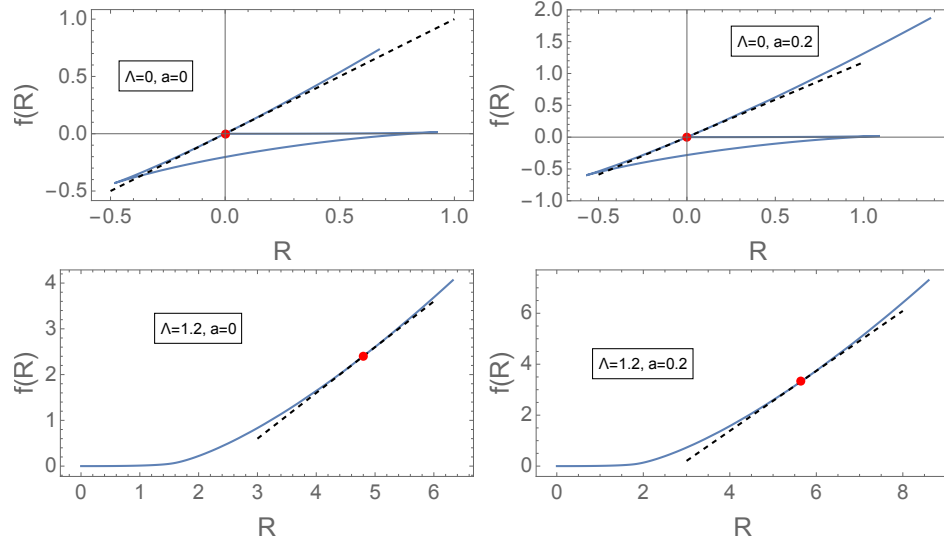


FIGURE 6.8: Parametric plots of  $f(R)$  given by Eqs. (6.16, 6.17) for  $\phi \in [-15, 0.5]$  and for the parameters  $\{\Lambda, a\}$  shown in the respective insets. In all panels,  $f' > 0 \forall R$ . The change in  $a$  only re-scales the plot. Note that the panels with low  $\Lambda$  present a 3-branch structure. In all of them, the dashed line is given by  $f(R) = \exp(\beta a)R - 2\Lambda_J$ , the linear behavior of  $f$  at the red dot, which indicates the final de Sitter solution (Minkowski, if  $\Lambda = 0$ ), reached when  $\phi = a$ . The field  $\phi$  and  $a$  are given in Planck-Mass ( $M_P$ ) units,  $R$  and  $\Lambda$  are given in  $M_P^4$ . We used  $m_\phi = 1M_P$ .

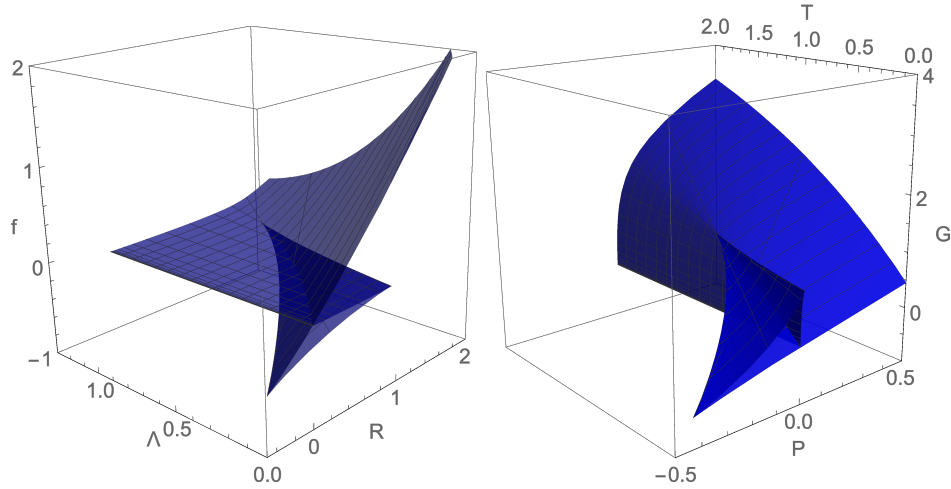


FIGURE 6.9: Plots of  $f(R, \Lambda)$ , given by Eqs. (6.16, 6.17), and  $G(P, T)$ , given by Eqs. (6.29) and (6.30) with  $\beta = \sqrt{2/3}$  and  $a = 0$ . The latter panel can be accessed on line (for a turnable picture) at <https://tinyurl.com/s7am2px>.

gas [77] (vdW, from now on). Indeed, Fig. 6.9 bears strong resemblance to the Gibbs potential  $G$  for the vdW gas as a function of its temperature  $T$  and its pressure  $P$ . The self-intersecting line indicates the coexistence curve of two phases and the pair of sideways peaks correspond to the metastable states.



### 6.3 A Numerical Example

From now on, we will investigate the potential given in Eq. (4.34) as a standard toy-model inflationary potential in the EF — initially, we will keep  $a = \Lambda = 0$ , except when necessary for a cleaner picture and noted so.

First of all, we have to determine the time evolution of  $R(t)$  and  $\phi(t)$ . We recall that throughout this study there is no matter nor radiation; the  $\phi$  field is pure gravity. In GR, that would imply  $R = 0 \forall t$ . In  $f(R)$  theories, on the other hand,  $R$  has a dynamical behavior of its own. Here, it suffices to use  $R[\phi(t)]$  (defined in the JF) from Eq. (6.17) and  $\phi(t)$  (in the EF) from the standard equation of motion for a scalar field in an expanding homogeneous spacetime Eq. (2.36), where the initial conditions for the numerical solution of Eq. (2.68) are the standard ones in the slow-roll approximation [78]:

$$\phi(0) = -\sqrt{2(1+2N)} \approx -15.5, \quad \dot{\phi}(0) = \sqrt{\frac{2}{3}} \approx 0.81, \quad (6.18)$$

which correspond to

$$R(0) \approx 3.4 \times 10^{-3}, \quad \dot{R}(0) \approx 1.8 \times 10^{-3}.^1 \quad (6.19)$$

We point out that in standard  $\phi^2$  inflation, the slow roll is an attractor [79] so that the initial conditions do not need to be fine tuned. In the corresponding phase in the JF, where we fit  $f(R) \approx R^{2.2}$ , the same happens.

One can follow the evolution of the system along Fig. 6.8 (top panels): The system starts close to the origin and slowly moves along the first branch (close to the horizontal axis), generating an initially inflationary phase (since  $R \approx \text{const}$ ). It then quickly sweeps through the second branch (where  $f'' < 0$ ) and then oscillates around the origin along the almost-linear third branch (where GR is recovered for  $a = 0$ ).

Accordingly, in Fig. 6.14, the system starts on a stable (asymptotic) solution  $\phi \rightarrow -\infty$  ( $V \rightarrow +\infty$ ), but the slow roll drives the field towards the origin. Eventually, it settles down at the minimum  $\phi = a$  ( $V = \exp(-\beta a)$ ).

The same behavior can be seen in Fig. 6.15, as follows: The system starts at  $V \rightarrow \infty$ , which is a stable configuration only if the temperature is above the binodal curve, i.e., either slightly below or above  $T_c$  (thick black curve). On the other hand, if  $T$  is low enough (like the lowest gray curve, which corresponds to  $T = 0$ ), the system starts at a metastable phase (the binodal region) — the initial inflationary solution is indeed momentary. Either way, the effective fluid quickly crosses the spinodal curve

<sup>1</sup>Where  $\phi$  is given in Planck-Mass ( $M_P$ ) units,  $R$  is given in  $M_P^4$ , and  $N = 60$  is the number of e-folds.

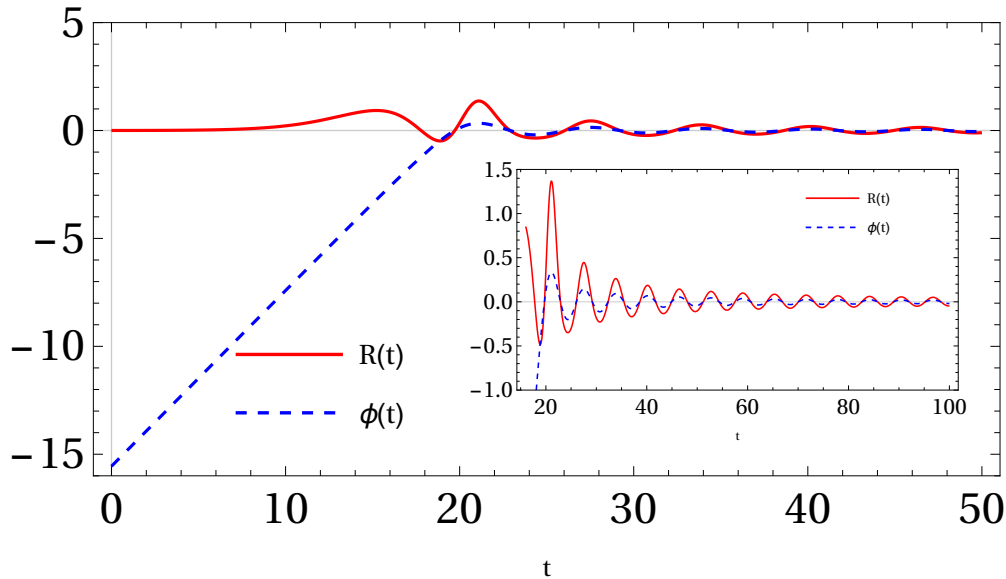


FIGURE 6.10: Numerical solution for  $R(t)$  (red/solid) and  $\phi(t)$  (blue/dashed), given by Eq. (6.17) and the numerical solution of Eq. (2.68), respectively, with  $N = 60$  e-folds, using the potential defined in Eq. (6.15) and  $m_\phi = 1$ .

(the unstable region) and then oscillates around  $P = 2T \exp(2\beta a)$  and  $V = \exp(-\beta a)$ , indicated by a gray circle for  $T = 0$  in Fig. 6.15. At this temperature, the system ends exactly on the binodal curve. For higher temperatures, though, the system settles down above the binodal line, i.e, in a stable configuration.

Each description above explains the same evolution from a different point of view; each one uses a different — but equivalent — fluid, as we shall see now.

### 6.3.1 Einstein Frame

We plot in Fig. 6.11, along each of such aforementioned periods, the corresponding equation-of-state parameter for the  $\phi$  field (defined in the EF):

$$w_\phi(t) \equiv \frac{p_\phi(t)}{\rho_\phi(t)} \equiv \frac{\frac{1}{2}\dot{\phi}^2 - V_E[\phi(t)]}{\frac{1}{2}\dot{\phi}^2 + V_E[\phi(t)]}, \quad (6.20)$$

and its average over one period  $T$  (defined in the final oscillatory phase). There are clearly two distinct phases: the early inflationary period, characterized by  $w_\phi \approx \bar{w}_\phi \approx -1$ , and the dust-like phase, when  $w_\phi$  oscillates between  $\pm 1$  and  $\bar{w}_\phi = 0$ , as for the traditional inflaton field in the JF <sup>2</sup>. The sideways peaks, at  $t_{1,2}$ , indicate the transition between the aforementioned phases.

<sup>2</sup>At some point, the inflaton field should couple to matter (which is absent in our model from the beginning) to start (p)reheating — the study of such phase is beyond the scope of the present paper.

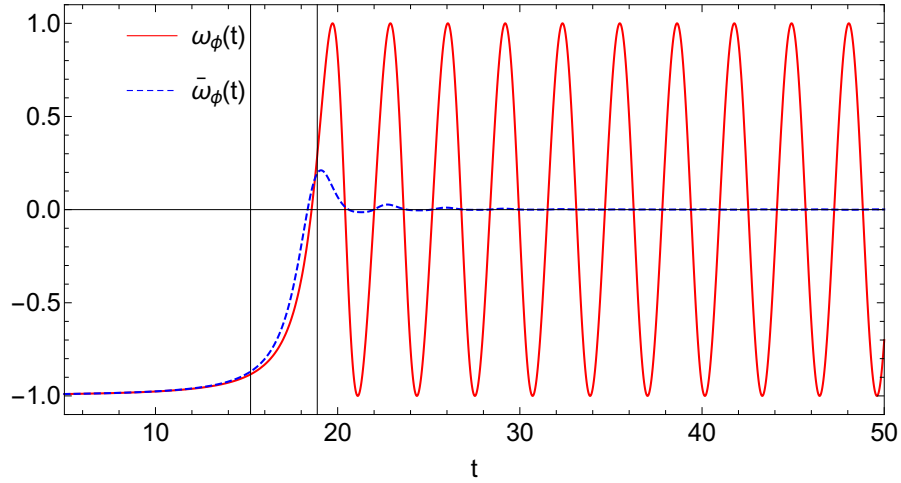


FIGURE 6.11: Equation-of-state parameter ( $w_\phi$  and its time average  $\bar{w}_\phi$ ) for the  $\phi$  field, defined in the EF, as functions of time, for  $\Lambda = 0$ . The vertical lines correspond to  $t = t_1$  and  $t = t_2$ , when  $R'(t_1) = R'(t_2) = 0$ , i.e., at the sideways peaks in Fig. 6.8 (top panels).

### 6.3.2 Jordan Frame

There is a corresponding behavior in the JF, of course. One can define a “curvature fluid” whose energy density and pressure are defined as, respectively:

$$8\pi G\rho_c \equiv (f'R - f)/2 - 3H\dot{f}' + 3H^2(1 - f') \quad (6.21)$$

$$8\pi Gp_c \equiv \ddot{f}' + 2H\dot{f}' - (2\dot{H} + 3H^2)(1 - f') + (f - f'R)/2. \quad (6.22)$$

In Fig. 6.12 we plot the corresponding equation-of-state parameter  $\omega_c \equiv p_c/\rho_c$  (left panel),  $\rho_c(t)$ ,  $p_c(t)$  (right panel), all of them defined in the JF, for  $\Lambda = 0$ . In the inflationary phase, the curvature fluid behaves as a cosmological constant ( $\omega_c \approx -1$ ), as expected, since it is responsible for the accelerated quasi-de Sitter expansion. In the oscillatory phase, on the other hand, the behaviour of  $\omega_c$  is not usual just because  $\rho_c$  vanishes periodically, whenever  $\phi(t) = 0$  at the bottom of its potential  $V_E(\phi)$  — see Fig. 6.12, right-hand panel. Nevertheless, there are no divergences of *physical* quantities. If  $\Lambda \neq 0$ , then  $\omega_c = \omega_\phi = -1$  in the final stages, as expected.

## 6.4 The Stability Criteria from Thermodynamics Analogy

The mere similarity between Fig. 6.9 and the Gibbs potential might be just a coincidence. Nevertheless, there is indeed a deeper connection: the whole system — its equilibrium points, stability and evolution — is determined by the Internal Energy  $U$ , the Gibbs potential  $G$  and its critical points, as we will now see.

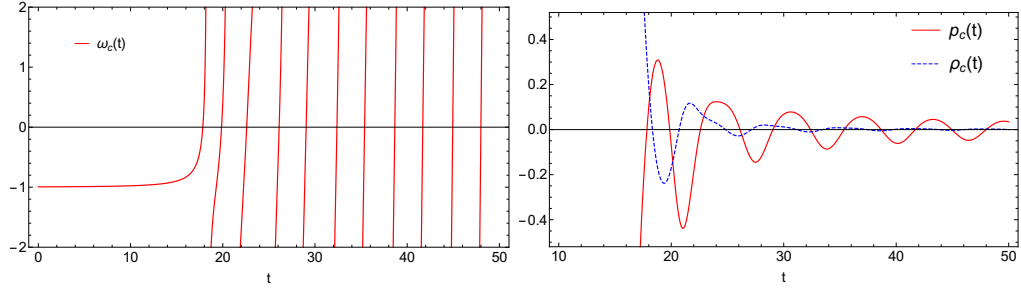


FIGURE 6.12: **Left panel:** Equation-of-state parameter  $\omega_c$  for the “curvature fluid” in the JF, for  $\Lambda = 0$ . The divergences, all of them non-physical, correspond to  $\rho_c = 0$ , which happens periodically while the field  $\phi$  oscillates around the minimum of its potential  $V_E(\phi)$ . **Right panel:** Corresponding pressure  $p_c$  (red solid curve) and density  $\rho_c$  (blue dashed line) for the “curvature fluid”.

For now, let us associate the Cosmological Constant  $\Lambda$  to an effective temperature  $T \equiv \Lambda$ . On the other hand, we do not directly identify  $G$  to  $f$  and neither  $P$  to  $R$ . We rather use an slightly more general *Ansatz*: we define a new pair of coordinates  $\{-G, P\}$  as a rotation of the original one  $\{f, R\}$ :

$$\begin{pmatrix} -G \\ P \end{pmatrix} \equiv \begin{pmatrix} \cos \theta & -\sin \theta \\ \sin \theta & \cos \theta \end{pmatrix} \begin{pmatrix} f \\ R \end{pmatrix}, \quad (6.23)$$

which yields

$$\begin{aligned} G(\phi, T) &= e^{\beta\phi} \sin(\theta) \left( \frac{2(\phi - a)(\beta(\phi - a) + 1)}{\beta} + 4T \right) + \\ &\quad - e^{2\beta\phi} \cos(\theta) \left( \frac{2(\phi - a)}{\beta} + (\phi - a)^2 + 2T \right), \end{aligned} \quad (6.24)$$

$$\begin{aligned} P(\phi, T) &= e^{2\beta\phi} \sin(\theta) \left( \frac{2(\phi - a)}{\beta} + (\phi - a)^2 + 2T \right) + \\ &\quad + e^{\beta\phi} \cos(\theta) \left( \frac{2(\phi - a)(\beta(\phi - a) - 1)}{\beta} + 4T \right). \end{aligned} \quad (6.25)$$

The effective volume  $V$  is the variable “canonically conjugated” to the effective pressure  $P$ , i.e, since

$$dG(P, T) = V \cdot dP - S \cdot dT, \quad (6.26)$$

one can define an effective volume

$$V \equiv \left. \frac{\partial G}{\partial P} \right|_T = \left. \frac{\partial G / \partial \phi}{\partial P / \partial \phi} \right|_T = \frac{1 - e^{\beta\phi} \cot(\theta)}{e^{\beta\phi} + \cot(\theta)}, \quad (6.27)$$

which can be inverted and yield

$$\phi = \frac{1}{\beta} \log \left( \frac{1 - V \cot(\theta)}{\cot(\theta) + V} \right). \quad (6.28)$$

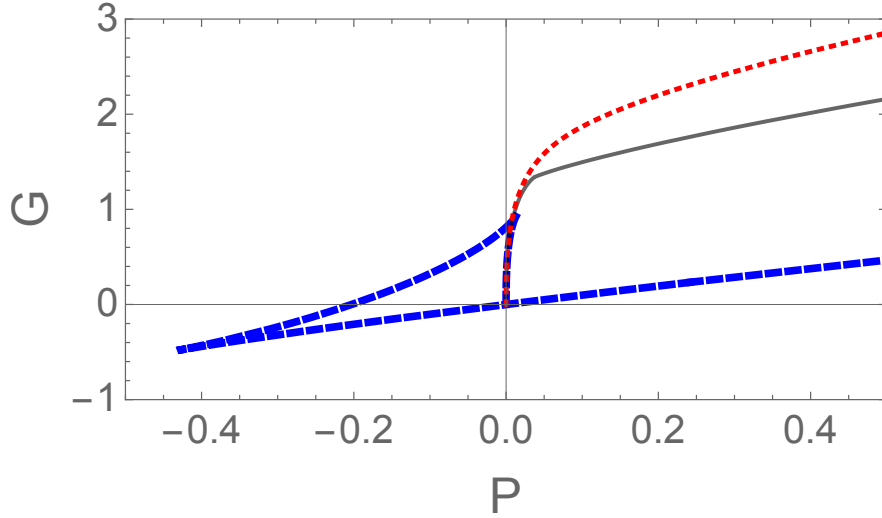


FIGURE 6.13: Plot of the Gibbs Potential  $G$  as a function of the pressure  $P$ , for  $\beta = \sqrt{2/3}$ ,  $\theta = \theta_*$  and  $T = 0$  (dashed blue),  $T = T_c = 15/16$  (solid black) and  $T = 1.5$  (dotted red).

In order to define the exact correspondence, i.e., the value of  $\theta$ , we only require that the volume is positive and unlimited from below. Indeed, such procedure yields  $\theta = \theta_* \equiv \pi/2$  and simpler parametric expressions for the previously defined thermodynamic quantities:

$$G = e^{\beta\phi} \left( \frac{2(\phi - a)[\beta(\phi - a) + 1]}{\beta} + 4T \right), \quad (6.29)$$

$$P = e^{2\beta\phi} \left( \frac{2(\phi - a)}{\beta} + (\phi - a)^2 + 2T \right), \quad (6.30)$$

$$V = \exp(-\beta\phi) \Leftrightarrow \phi = -\frac{1}{\beta} \log(V), \quad (6.31)$$

and the corresponding plot in Fig. 6.9 (right panel). In Fig. 6.13, we plot the curve  $G(P)$  for different temperatures  $T$ , each one corresponding to a different vertical section of the previous 3D figure.

One can also calculate the Helmholtz energy

$$F(T, V) \equiv G - P \cdot V = \frac{e^{2\beta\phi} \csc(\theta) [(a - \phi)^2 + 2T]}{e^{\beta\phi} + \cot(\theta)} \quad (6.32)$$

$$= \frac{1}{V} \left[ \left( a + \frac{1}{\beta} \log V \right)^2 + 2T \right] \quad \text{if } \theta = \pi/2 \quad (6.33)$$

from which one can define the entropy as

$$S(T, V) \equiv - \left. \frac{\partial F}{\partial T} \right|_V = - \frac{2 \sin(\theta) (V \cot(\theta) - 1)^2}{\cot(\theta) + V} \quad (6.34)$$

$$= -\frac{2}{V}, \quad \text{if } \theta = \pi/2. \quad (6.35)$$

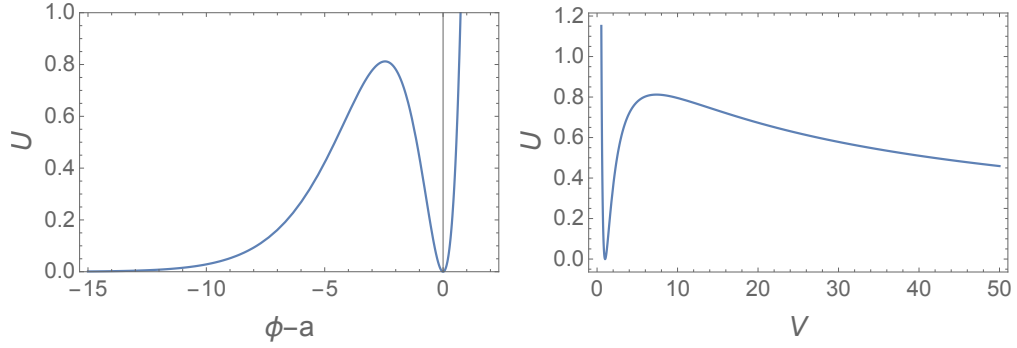


FIGURE 6.14: Plot of the internal energy  $U$  with  $\theta = \theta_* = \pi/2$  as a function of  $\phi - a$  (left panel) and of the volume  $V$  with  $a = 0$  (right panel). We recall that  $V = \exp(-\beta\phi)$ .

One can then realize that the specific heat at constant volume vanishes, since  $C_V \equiv T \cdot \partial S / \partial T|_V = 0 \forall T$ . Such feature is not unusual: it has been already found in studies of thermodynamics and phase transitions of black holes [80].

The internal energy  $U(T, V)$  is given by its standard definition:

$$U \equiv G - P \cdot V + T \cdot S = \frac{(a - \phi)^2 e^{2\beta\phi} \csc(\theta)}{e^{\beta\phi} + \cot(\theta)} \quad (6.36)$$

$$= \frac{1}{V} \left( a + \frac{1}{\beta} \log V \right)^2, \quad \text{if } \theta = \pi/2, \quad (6.37)$$

for which  $\phi = a$  (accordingly,  $V = \exp(-\beta a)$ ) is always a minimum. It turns out that also  $U$  is only a function of the volume  $V$  and *not* of the temperature  $T$ . One might acknowledge the existence of another two equilibrium points: an asymptotic one (a local minimum at  $\phi \rightarrow -\infty$ ) and a local maximum (whose position depends on  $\theta$ ) — see Fig. 6.14.

From now on, we shall always use  $\theta = \theta_* = \pi/2$ . Equations (6.30) and (6.31) yield the equation of state for our vdW-like “effective gas”, i.e, an expression that relates  $P$ ,  $V$  and  $T$ :

$$P = \frac{\beta(a^2\beta - 2a + 2\beta T) + (2a\beta - 2 + \log V) \log V}{\beta^2 V^2}. \quad (6.38)$$

The behaviour of  $P(V)$  for four different values of  $T$  is shown in Fig. 6.15, which bears strong resemblance to a vdW gas<sup>3</sup>. Even though the equations of state are not exactly the same, they do describe the same phenomena, as we will now see.

For instance, we can define the binodal and spinodal curves, that indicate, respectively, the regions of metastability and instability of the system — see Fig. 6.15. The former can be obtained using two equivalent calculations — from the self-intersecting points of the Gibbs function and from the Maxwell construction — supporting the results from each

<sup>3</sup>Nevertheless, here one obtains  $P \propto TV^{-2}$  in the high-temperature limit, instead of the standard ideal-gas behavior  $P \propto TV^{-1}$ .

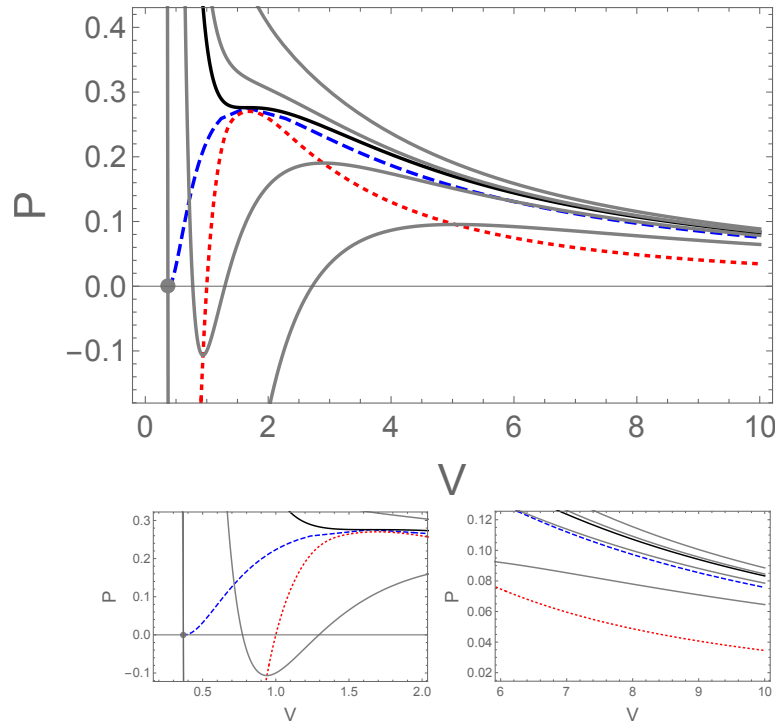


FIGURE 6.15: Plot of the effective pressure  $P$  as a function of the effective volume  $V$ , for  $a = a_* \equiv 1/\beta$  and different values of temperature:  $T = T_c \equiv 15/16$  (solid thick black); lower (higher) curves, in solid thin gray, correspond to lower (higher) temperatures. The **spinodal curve** is plotted in dotted red. The **binodal curve** is plotted in dashed blue. The gray circle indicates the final configuration ( $\phi = a$ ) for the  $T = 0$  case (higher temperatures correspond to higher final pressures). **Lower panels:** zooming into the left and right-hand ends of the volume axis to show the behavior of the same curves. Note that the binodal curve does end at the gray circle.

other. The latter curve is obtained from the extrema of the Gibbs function (see Fig. 4.2), i.e, the first two turning points (extrema) of  $R(t)$ . The *critical point*  $\{P_c, T_c, V_c\}$ , defined at the crossing of those curves, indicates the end of the coexistence line. We will come back to those curves in the next section.

The entropy as a function of pressure and temperature provides another very important piece of information.  $S(P, T)$  is depicted in Fig. 6.16, which also shows the spinodal and binodal curves. The region where the entropy is multi-valued is known in Catastrophe Theory [81] as a cusp and indicates the existence of a first-order phase transition and unstable configurations.

From  $S(P, T)$  we can get the specific heat at constant pressure,  $C_P \equiv T \cdot \partial S / \partial T|_P$ , shown in Fig. 6.17. We obtain the expected behavior for temperatures around the coexistence curve, for pressures both below (finite jump) and above (smooth behavior) the critical value  $P_c$ . We also obtain the usual divergence at the critical point  $\{T_c, P_c\}$  (solid black line in Fig. 6.17) as given by  $C_P|_{P_c} \sim [(T_c - T)/T_c]^\alpha$ , with  $\alpha \approx 1.00$ .

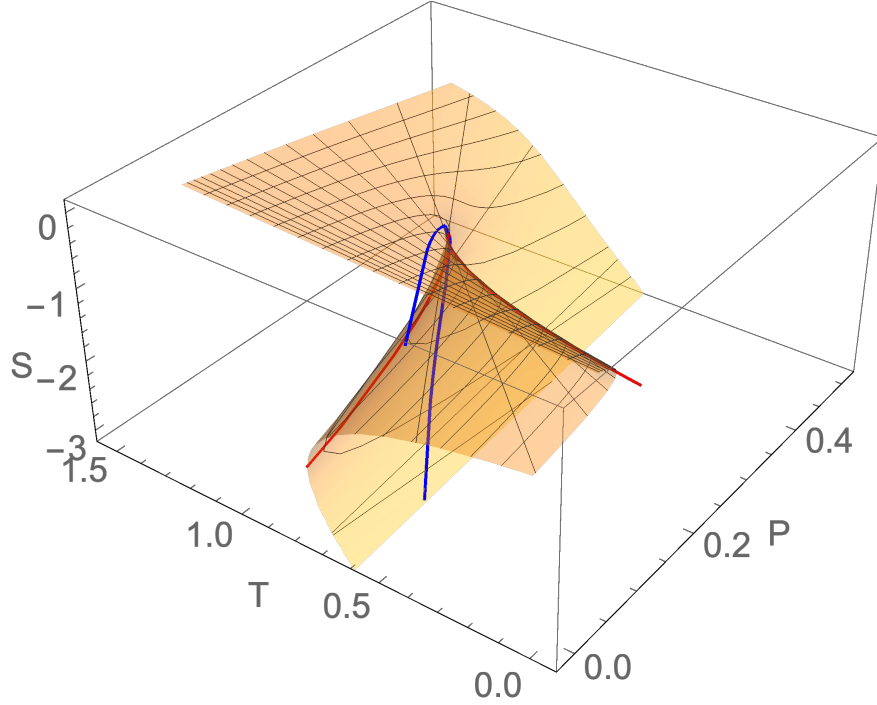


FIGURE 6.16: Surface given by  $S(P, T)$  for  $a = a_*$ . The spinodal and binodal curves are indicated in red (horizontal cusp shape) and blue (vertical “C” shape), respectively. A turnable version is available at <https://tinyurl.com/wopt7fq>.

#### 6.4.1 vdW fluid

Two important pieces of information are available only from the vdW gas and *not* from either the curvature fluid or the  $\phi$  field.

One of them is its sound speed squared, defined as  $c_{\text{vdW}}^2 \equiv \dot{P}/\dot{\rho} = -(V^2/\kappa)\dot{P}/\dot{V}$  (where we define  $\kappa > 0$  by  $\rho =: \kappa/V$ ) and plotted in Fig. 6.18. We can see that  $c_{\text{vdW}}^2 < 0$  *only* between the first two extrema of  $R(t)$ , i.e. in the second branch (see Fig. 4.2), when  $f'' < 0$ , as expected from the usual *perturbative* argument on stability of  $f(R)$  theories [69]. Obviously, for  $T > T_c$ , the second branch is suppressed and one obtains  $c_{\text{vdW}}^2 > 0 \forall t$ . With an imaginary sound speed, fluctuations grow exponentially fast, but, during the spinodal decomposition process, only a given range of wavelength do so [82]. This is similar to a feature that has already been proposed in the preheating scenario [83]. Further details will be the subject of future work.

Another important feature is the sudden change in the entropy, from  $S(\phi \rightarrow -\infty) = 0$  to  $S(\phi = a) = -2e^{2\beta a}$ , marking the release of latent heat, just as expected in an ordinary first-order phase transition, which has already been pointed out by the  $C_P$  behavior, shown in the previous section. The relation with (p)reheating will also be the subject of future work.



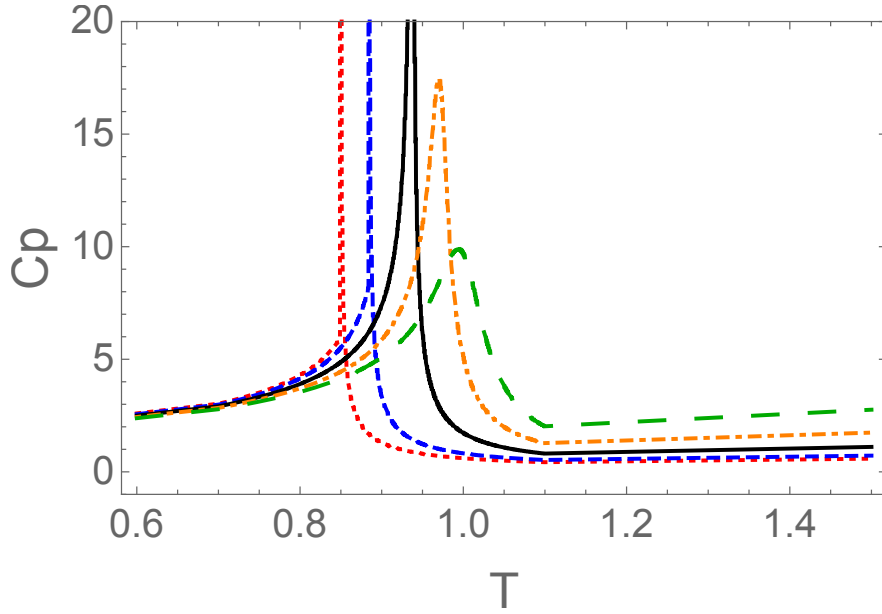


FIGURE 6.17: Behavior of the specific heat at constant pressure  $C_P$  as a function of the temperature  $T$  close to its transition value ( $T_c = 15/16 \approx 0.94$  if  $P = P_c$ ), for different values of pressure (from left to right):  $0.85P_c$  (dotted red),  $0.85P_c$  (dashed blue),  $P_c$  (solid black),  $1.1P_c$  (dot-dashed orange) and  $1.2P_c$  (long-dashed green). In all curves,  $a = a_*$ , for which  $P_c \approx 1.51$ .

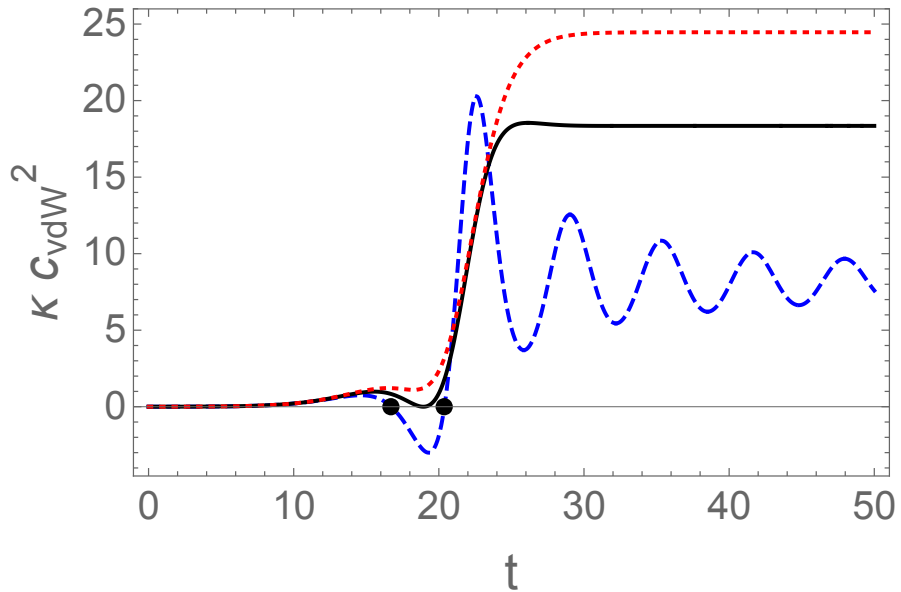


FIGURE 6.18: Plot of  $\kappa \cdot c_{\text{vdW}}^2 \equiv \kappa \cdot \dot{P}/\dot{\rho}$  for the effective vdW gas, for  $a = a_*$  and  $T = 0$  (dashed blue),  $T = 15/16$  (black) and  $T = 1.5$  (dotted red), as functions of time. The black dots indicate when  $\dot{R}(t) = 0$ , i.e., at the sideways peaks in Fig. 4.2, between which  $f''(R) < 0$ .

# Conclusions and Outlook

Let us present briefly our main results and some prospects of this works.

In this thesis we investigate the Ricci scalar function  $f(R)$  in the Jordan frame, for the vacuum case, obtained from an inflationary potential  $V(\phi)$  in the Einstein frame. We used, in the beginning, a simpler  $\phi^2$  potential as a toy model. We were faced with a wide selection of possibilities, questions and hypotheses when we saw the result of the  $f(R)$  function and its particular form showed in fig. 4.2, some of which we could prove and publish.

In our first analysis, we investigated the standard stability criteria of  $f(R)$ , based on the fact that this criteria did not properly describe the behavior of the stability during the phase of inflation, since the stability of any given configuration is determined by the signal of the squared-mass term of the corresponding potential. In this particular case, the mass and the standard  $f'' > 0$  stability criteria only agree in the final stage, when the system oscillates around the global minimum  $R = 0$ . The standard benchmark  $f'' > 0$  does indicate stability only when the modified theory is close to GR. Although this condition is clearly stated at the derivation of this criterion — see, for instance, Ref. [69] — such requirement is usually taken for granted. We also stress that it is not sufficient for the Lagrangian to be a linear function of  $R$ , as in the first branch of the present model. The  $m_J^2$  criterion, on the other hand, holds in any phase of the evolution.

The reader may point out that the system defined in the EF — GR with a scalar field with a standard  $\phi^2$  potential — is always stable and therefore only a singular mapping to JF could introduce an instability. Nevertheless, we recall that the initial inflationary phase is not permanent. It is this instability — one may say transition — from inflation to a power-law expansion that  $m_J^2 < 0$  refers to.

In our second exploration of the stability system, we used Catastrophe Theory in order to analyze the dynamical character of the potential  $V_J(R)$  over the time. We made an approximation using a 4<sup>th</sup>-order polynomial (6.11) known as *cusp catastrophe*, with which we were able to characterize the evolution of the system during its three different

branches. We found that, the initial configuration is (mildly) unstable as the system slowly drifts away from the local maximum ( $R \sim 0$ ) towards a local minimum at  $R > 0$ , so the standard criterion for stability ( $f'' > 0$ ) fails here because, in spite of the almost-linear Lagrangian, it cannot be considered a perturbation of GR, where  $f' \equiv 1$  as opposed to  $f' \ll 1$ , here. We also point out that, this feature might be interpreted as a modified effective Gravitational Constant  $\tilde{G}_N \equiv G_N/f' \gg G_N$ . Then, in the second branch, the system is moving between two different stable configurations. Finally, the system reaches its furthest point away from equilibrium, and the standard criterion for stability  $f'' > 0$  gives the expected answer on the stability of the system on this branch because the perturbative approach around GR does hold.

While this thesis was written, we became aware of Ref. [84] whose authors also apply Catastrophe Theory to the problem discussed here. The results are, nevertheless, completely different. In particular, we characterize the existence of a *cusp* catastrophe, rather than a *swallowtail*. Although the shape of Fig. 4.2 is indeed similar to a swallowtail, the resemblance is only geometrical: the structure of the maxima and minima of the effective potential would have to change only at the edges, which does not happen here.

In our third approach, we extended our study including two parameters a trivial shift ( $a$ ) in the vacuum expectation value of the field and the Cosmological Constant  $\Lambda$  in the potential of our toy model. This two ingredients were indispensable pieces to make the thermodynamical analogy with the van der Waals gas. Especially, we were able to recognize the closeness behaviour of  $f(R)$  for different values of  $\Lambda$  to the Gibbs potential  $G$  for the vdW gas as a function of its temperature  $T$  and its pressure  $P$  as it is shown in Fig. 6.9. In order to match the corresponding variables, we associated the Cosmological Constant  $\Lambda$  to an effective temperature  $T \equiv \Lambda$  and identify  $G$  and  $P$  with  $f$  and  $R$  defining a new pair of coordinates  $\{-G, P\}$  as a rotation of the original one  $\{f, R\}$  through the *Ansatz* (6.23). With this unexpected piece of information it was brought to light a third “frame”, where the system is described by a vdW-like gas. The whole thermodynamics picture then follows: binodal and spinodal curves, phase transition, critical quantities (pressure, volume and temperature), entropy jumps, specific-heat divergence (and the corresponding critical exponent). It is the first time that we are able to distinguish the coexistence curve of two phases for this model and characterize the unstable, metastable and stable states.

The toy model here presented is able to generate inflation in the early universe even if  $\Lambda = 0$ , as expected from the standard  $\phi^2$  potential in the EF. The mechanism in the JF, on the other hand, is a modification of GR:  $f(R) \sim R^{2.2}$  — similar to the already known Starobinsky’s  $R + R^2$  model [85].

We are currently investigating other physical consequences of the approach here presented, that may indicate that either the potential we assume is a simple toy model, as expected, or that there might be some compatibility with observable quantities from inflation, for instance. In particular, during the spinodal decomposition process, only a given range of wavelength is exponentially amplified [82]. A similar feature has already been proposed in the preheating scenario [83].

We also recall that a non vanishing  $a > 0$  reduces the value of the effective Newton's constant and, at the same time, generates a large effective cosmological constant in the JF (see discussion in section 4.3). In a more speculative note, we hypothesize that such a mechanism could be used to (almost) cancel out a bare  $\Lambda_0$  in the JF, if  $\Lambda < 0$ . Moreover, the cosmological constant in the EF is *not* a dynamical quantity in the present work, but it may become so if it is actually the vacuum energy of another field which happens to go through a phase transition of its own.

In any case, the inverse mapping from EF to JF and the phase transition still stand and may be a key feature in a more detailed model. We are currently examining other potentials  $V_E(\phi)$  and further generalizations (see appendix C and D) — Indeed, non-trivial potentials have been investigated before [84] but with no mention to the thermodynamics we develop here.

## Publication and Participation in Events

The following publication have been derived from this thesis:

- The thermodynamic approach for the stability criteria in  $f(R)$  theories of gravity presented in chapter 6 was published in the *Journal of Cosmology and Astroparticle Physics* in June 2020 [86].

The main results derived from this thesis have been presented in the following events:

- CoCo2o2o: Cosmology in Colombia, Bogotá, Colombia  
**Talk** - *Thermodynamics of  $f(R)$  theories of gravity*.  
From September 23 to 25, 2020.
- IWARA2020 Video Conference - 9th International Workshop on Astronomy and Relativistic Astrophysics, Mexico City, Mexico.  
**Talk** - *Thermodynamics of  $f(R)$  theories of gravity*.  
From September 6 to 12, 2020.

- 2nd Workshop on Current Challenges in Cosmology. Centro de Convenciones Universidad Antonio Nariño, Bogotá, Colombia.  
**Poster** -  *$f(R)$  Gravity: From Einstein to Jordan Frames.*  
From October 29 to November 2, 2018.
- BSCG XVII - Brazilian School of Cosmology and Gravitation, Centro Brasileiro de Pesquisas Físicas (CBPF), Rio de Janeiro, Brazil.  
**Poster** and **Talk** -  *$f(R)$  Gravity: From Einstein to Jordan Frames.*  
From July 16 to July 21, 2018.
- XIII Workshop on New Physics in Space  
International Center for Theoretical Physics (ICTP), South American Institute for Fundamental Research (SAIRF), São Paulo, Brazil.  
**Poster** - *Inflation Driven by the Inflaton or by  $f(R)$  Modified Gravity: Einstein versus Jordan Frames.*  
From november 28 to december 1, 2016.

## Appendix A

### Term evaluation

$$g^{\alpha\beta}(\delta\Gamma_{\alpha\beta}^{\sigma}) - g^{\alpha\sigma}(\delta\Gamma_{\alpha\gamma}^{\gamma})$$

We calculated the evaluation of the term below

$$g^{\alpha\beta}(\delta\Gamma_{\alpha\beta}^{\sigma}) - g^{\alpha\sigma}(\delta\Gamma_{\alpha\gamma}^{\gamma}). \quad (\text{A.1})$$

We know that

$$\delta\Gamma_{\alpha\beta}^{\sigma} = \frac{1}{2}\delta g^{\sigma\gamma} [\partial_{\alpha}g_{\gamma\beta} + \partial_{\beta}g_{\gamma\alpha} - \partial_{\gamma}g_{\alpha\beta}] + \frac{1}{2}g^{\sigma\gamma} [\partial_{\beta}\delta g_{\gamma\alpha} + \partial_{\alpha}\delta g_{\gamma\beta} - \partial_{\gamma}\delta g_{\alpha\beta}] \quad (\text{A.2})$$

also

$$\nabla_{\gamma}\delta g_{\alpha\beta} = \partial_{\gamma}\delta g_{\alpha\beta} - \Gamma_{\gamma\alpha}^{\sigma}\delta g_{\sigma\beta} - \Gamma_{\gamma\beta}^{\sigma}\delta g_{\alpha\sigma}. \quad (\text{A.3})$$

Then, we replace the covariant derivatives in the equation (A.2)

$$\begin{aligned} \delta\Gamma_{\alpha\beta}^{\sigma} &= \delta g^{\sigma\gamma}g_{\lambda\gamma}\Gamma_{\alpha\beta}^{\lambda} + \frac{1}{2}\delta g^{\sigma\gamma} \left[ \nabla_{\alpha}\delta g_{\beta\gamma} + \Gamma_{\alpha\beta}^{\lambda}\delta g_{\lambda\gamma} + \Gamma_{\alpha\gamma}^{\lambda}\delta g_{\lambda\beta} \right. \\ &\quad \left. + \left( \nabla_{\beta}\delta g_{\alpha\gamma} + \Gamma_{\alpha\beta}^{\lambda}\delta g_{\lambda\gamma} + \Gamma_{\beta\gamma}^{\lambda}\delta g_{\lambda\alpha} \right) - \left( \nabla_{\gamma}\delta g_{\alpha\beta} + \Gamma_{\alpha\gamma}^{\lambda}\delta g_{\lambda\beta} + \Gamma_{\beta\gamma}^{\lambda}\delta g_{\lambda\alpha} \right) \right] \\ &= \delta g^{\sigma\gamma}g_{\lambda\gamma}\Gamma_{\alpha\beta}^{\lambda} + \frac{1}{2}\delta g^{\sigma\gamma} \left[ \nabla_{\alpha}\delta g_{\beta\gamma} + \nabla_{\beta}\delta g_{\alpha\gamma} - \nabla_{\gamma}\delta g_{\alpha\beta} \right] + g^{\sigma\gamma}\Gamma_{\alpha\beta}^{\lambda}\delta g_{\lambda\gamma}, \quad (\text{A.4}) \end{aligned}$$

then, we replace  $\delta g_{\alpha\beta} = -g_{\alpha\mu}g_{\beta\nu}\delta g^{\mu\nu}$

$$\begin{aligned}
\delta\Gamma_{\alpha\beta}^{\sigma} &= \delta g^{\sigma\gamma}g_{\lambda\gamma}\Gamma_{\alpha\beta}^{\lambda} - \delta g^{\mu\nu}g^{\sigma\nu}g_{\gamma\mu}g_{\lambda\nu}\Gamma_{\beta\alpha}^{\lambda} \\
&\quad + \frac{1}{2}g^{\sigma\gamma}\left[\nabla_{\alpha}\delta g_{\gamma\beta} + \nabla_{\beta}\delta g_{\gamma\alpha} - \nabla_{\gamma}\delta g_{\beta\alpha}\right] \\
&= \frac{\delta g^{\sigma\gamma}g_{\lambda\gamma}\Gamma_{\beta\alpha}^{\lambda}}{\quad} - \frac{\delta g^{\mu\nu}\delta_{\mu}^{\sigma}g_{\lambda\nu}\Gamma_{\beta\alpha}^{\lambda}}{\quad} + \frac{1}{2}g^{\sigma\gamma}\left[\nabla_{\beta}\delta g_{\gamma\alpha} + \nabla_{\alpha}\delta g_{\gamma\beta} - \nabla_{\gamma}\delta g_{\beta\alpha}\right] \\
&= \frac{1}{2}g^{\sigma\gamma}\left[\nabla_{\beta}\delta g_{\gamma\alpha} + \nabla_{\alpha}\delta g_{\gamma\beta} - \nabla_{\gamma}\delta g_{\beta\alpha}\right]. \tag{A.5}
\end{aligned}$$

Same for the term

$$\begin{aligned}
\delta\Gamma_{\alpha\gamma}^{\gamma} &= \frac{1}{2}\delta g^{\sigma\gamma}\left[\partial_{\alpha}g_{\sigma\gamma} + \partial_{\gamma}g_{\sigma\alpha} - \partial_{\sigma}g_{\alpha\gamma}\right] + \frac{1}{2}g^{\sigma\gamma}\left[\partial_{\alpha}\delta g_{\sigma\gamma} + \partial_{\gamma}\delta g_{\sigma\alpha} - \partial_{\sigma}\delta g_{\alpha\gamma}\right] \\
&= \delta g^{\sigma\gamma}g_{\sigma\gamma}\Gamma_{\alpha\alpha}^{\lambda} + \frac{1}{2}g^{\sigma\gamma}\left[\nabla_{\alpha}\delta g_{\sigma\gamma} + \nabla_{\gamma}\delta g_{\sigma\alpha} - \nabla_{\sigma}\delta g_{\alpha\gamma}\right] + g^{\sigma\gamma}\Gamma_{\alpha\gamma}^{\lambda}\delta g_{\lambda\sigma} \\
&= \delta g^{\sigma\gamma}g_{\sigma\gamma}\Gamma_{\alpha\gamma}^{\lambda} - g^{\sigma\gamma}g_{\lambda\mu}g_{\sigma\nu}\delta g^{\mu\nu}\Gamma_{\alpha\gamma}^{\lambda} + \frac{1}{2}g^{\sigma\gamma}\nabla_{\alpha}\delta g_{\sigma\gamma} \\
&= \frac{1}{2}g^{\sigma\gamma}\nabla_{\alpha}\delta g_{\sigma\gamma}. \tag{A.6}
\end{aligned}$$

We replace (A.5) and (A.6) in (A.1) and finally we get

$$\begin{aligned}
g^{\alpha\beta}(\delta\Gamma_{\beta\alpha}^{\sigma}) - g^{\alpha\sigma}(\delta\Gamma_{\alpha\gamma}^{\gamma}) &= g^{\alpha\beta}\frac{1}{2}g^{\sigma\gamma}\left[\nabla_{\beta}\delta g_{\gamma\alpha} + \nabla_{\alpha}\delta g_{\gamma\beta} - \nabla_{\gamma}\delta g_{\beta\alpha}\right] - g^{\alpha\sigma}\frac{1}{2}g^{\sigma\gamma}\nabla_{\alpha}\delta g_{\sigma\gamma} \\
&= g_{\mu\nu}\nabla_{\sigma}\delta g^{\mu\nu} + \nabla_{\gamma}\delta g^{\sigma\gamma}. \tag{A.7}
\end{aligned}$$

## Appendix B

# Conformal Transformation

We define the conformal transformation and the mapping from the quantities in one frame to their corresponding *Doppelgänger*s in the other frame. We show the explicit calculations follow the arguments in [27]

### B.1 Previous Notions: Derivative Operators and Parallel Transport

The *derivate operator*  $\nabla$  (sometimes called a *covariant derivate*) on a manifold  $M$  it is a mapping that takes each tensor field of the type  $(k, l)$  to a tensor field of the type  $(k, l + 1)$  and satisfies the following five conditions:

1. Linearity: For all  $A, B \in \mathcal{T}(k, l)$  and  $a, b \in \mathbb{R}$ ,

$$\nabla_{\gamma}(\alpha A^{a_1 \dots a_k}_{b_1 \dots b_l} + \beta B^{a_1 \dots a_k}_{b_1 \dots b_l}) = \alpha \nabla_{\gamma}(A^{a_1 \dots a_k}_{b_1 \dots b_l}) + \beta \nabla_{\gamma}(B^{a_1 \dots a_k}_{b_1 \dots b_l}). \quad (\text{B.1})$$

2. The Leibnitz rule: For all  $A \in \mathcal{T}(k, l), B \in \mathcal{T}(k', l')$ ,

$$\begin{aligned} \nabla_{\gamma}(A^{a_1 \dots a_k}_{b_1 \dots b_l} B^{a_1 \dots a_k}_{b_1 \dots b_l}) = \\ \nabla_{\gamma}(A^{a_1 \dots a_k}_{b_1 \dots b_l}) B^{a_1 \dots a_k}_{b_1 \dots b_l} + \\ + A^{a_1 \dots a_k}_{b_1 \dots b_l} \nabla_{\gamma}(B^{a_1 \dots a_k}_{b_1 \dots b_l}). \end{aligned} \quad (\text{B.2})$$

3. Commutativity with contraction: For all  $A \in \mathcal{T}(k, l)$ ,

$$\nabla_{\gamma}(A^{a_1 \dots c \dots a_k}_{b_1 \dots c \dots b_l}) = \nabla_{\gamma} A^{a_1 \dots a_k}_{b_1 \dots b_l}. \quad (\text{B.3})$$



4. Consistency with the notion of tangent vectors as directional derivatives on scalar fields: For all  $f \in \lambda$  and for all  $t^\alpha \in V_p$ ,

$$t(f) = t^\alpha \nabla_\alpha f. \quad (\text{B.4})$$

5. Torsion free: For all  $f \in \lambda$ .

$$\nabla_\alpha \nabla_\beta f = \nabla_\beta \nabla_\alpha f. \quad (\text{B.5})$$

As is shown in [27]  $\hat{\nabla}_\alpha - \nabla_\alpha$  (where  $\hat{\nabla}$  is the derivative operator associated with a different choice of coordinate system.) defines a map of dual vectors at the point  $p$  (as opposed to dual vector fields defined in a neighborhood of  $p$ ) to tensors of type  $(0, 2)$  at  $p$ . By property (1.), this map is linear. Consequently  $\hat{\nabla}_\alpha - \nabla_\alpha$  defines a tensor of a type  $(1, 2)$  at  $p$ , which is denoted as  $C_{\alpha\beta}^\gamma$ ,

$$\nabla_\alpha w_\beta = \hat{\nabla}_\alpha w_\beta - C_{\alpha\beta}^\gamma w_\gamma. \quad (\text{B.6})$$

This displays the possible disagreements of the actions of  $\nabla_\alpha$  and  $\hat{\nabla}_\alpha$  on dual vectors fields. A symmetry property of  $C_{\alpha\beta}^\gamma$  follows immediately from condition (5.). If we let  $w_\beta = \nabla_\beta f = \hat{\nabla}_\beta f$ , we find

$$\nabla_\alpha \nabla_\beta f = \hat{\nabla}_\alpha \hat{\nabla}_\beta f - C_{\alpha\beta}^\gamma \hat{\nabla}_\gamma f. \quad (\text{B.7})$$

Since both  $\nabla_\alpha \nabla_\beta f$  and  $\hat{\nabla}_\alpha \hat{\nabla}_\beta f$  are symmetric in  $\alpha$  and  $\beta$ , it follows that  $C_{\alpha\beta}^\gamma$  must be also have this property  $C_{\alpha\beta}^\gamma = C_{\beta\alpha}^\gamma$ .

Given a derivative operator  $\nabla_\alpha$  we can define the notion of parallel transport of a vector along a curve  $C$  with a tangent  $t^\alpha$ . A vector  $v^\alpha$  given at each point on the curve is said to be *parallelly transported* (as one moves along) the curve if the equation

$$t^\alpha \nabla_\alpha v^\beta = 0, \quad (\text{B.8})$$

is satisfied along the curve. Given two vectors  $v^\alpha$  and  $w^\alpha$ , we demand that their inner product  $g_{\alpha\beta} v^\alpha w^\beta$  remain unchanged if we parallel-transport them along any curve. Thus we require

$$t^\alpha \nabla_\alpha (g_{\beta\gamma} v^\beta w^\gamma) = 0, \quad (\text{B.9})$$

for  $v^\beta$  and  $w^\gamma$  satisfying equation (B.8). We use the Leibniz rule and we obtain

$$t^\alpha v^\beta w^\gamma \nabla_\alpha g_{\beta\gamma} = 0. \quad (\text{B.10})$$

Equation (B.10) will hold for all curves and parallelly transported vectors if and only if

$$\nabla_\alpha g_{\beta\gamma} = 0, \quad (\text{B.11})$$

which is the additional condition imposed on  $\nabla_\alpha$ . That this equation uniquely determines  $\nabla_\alpha$  is shown by the following theorem

**Theorem B.1.** *Let  $g_{\alpha\beta}$  a metric. Then there exists a unique derivative operator  $\nabla_\alpha$  satisfying  $\nabla_\alpha g_{\beta\gamma} = 0$ .*

*Prof.* Let  $\hat{\nabla}_\alpha$  any derivative operator, e.g., an ordinary derived operator associated with a coordinate system. we attempt to solve for  $C_{\beta\gamma}^\alpha$  so that the derivative operator determined by  $C_{\beta\gamma}^\alpha$  will satisfy the required property. We will prove this theorem by showing that a unique solution for  $C_{\beta\gamma}^\alpha$  exists. we have

$$0 = \nabla_\alpha g_{\beta\gamma} = \hat{\nabla}_\alpha g_{\beta\gamma} - C_{\alpha\beta}^\delta g_{\delta\gamma} - C_{\alpha\gamma}^\delta g_{\beta\delta}, \quad (\text{B.12})$$

that is,

$$C_{\gamma\alpha\beta} + C_{\beta\alpha\gamma} = \hat{\nabla}_\alpha g_{\beta\gamma}. \quad (\text{B.13})$$

By index substitution, we also have

$$C_{\gamma\beta\alpha} + C_{\alpha\beta\gamma} = \hat{\nabla}_\beta g_{\alpha\gamma}, \quad (\text{B.14})$$

$$C_{\beta\gamma\alpha} + C_{\alpha\gamma\beta} = \hat{\nabla}_\gamma g_{\alpha\beta}. \quad (\text{B.15})$$

We added equations (B.13), (B.14), and then subtract equation (B.15). Using the symmetry property of  $C_{\beta\gamma}^\alpha$ , we find

$$2C_{\gamma\beta\alpha} = \hat{\nabla}_\alpha g_{\beta\gamma} + \hat{\nabla}_\beta g_{\alpha\gamma} - \hat{\nabla}_\gamma g_{\alpha\beta}, \quad (\text{B.16})$$

that is,

$$C_{\alpha\beta}^\gamma = \frac{1}{2} g^{\gamma\delta} \left\{ \hat{\nabla}_\alpha g_{\beta\gamma} + \hat{\nabla}_\beta g_{\alpha\gamma} - \hat{\nabla}_\gamma g_{\alpha\beta} \right\}. \quad (\text{B.17})$$

This choice of  $C_{\alpha\beta}^\gamma$  solves equation (B.11) and it's unique, which completes the proof [27].

## B.2 Conformal Transformation

Be  $M$  a  $n$ -dimensional manifold with metric  $g_{\alpha\beta}$ . It is possible to rescale the metric tensor through

$$\hat{g}_{\alpha\beta} \equiv \Omega^2(x^\alpha) g_{\alpha\beta}, \quad (\text{B.18})$$




FIGURE B.1: Conformal map between two closed surfaces. Credits: © DGD - Discretization in Geometry and Dynamics - SFB Transregion 109.

where  $\Omega$  is a smooth, strictly positive function. The metric  $\hat{g}_{\alpha\beta}$  is said to arise from  $g_{\alpha\beta}$  via a *conformal transformation*. The length of timelike and spacelike intervals and the norm of timelike and spacelike vectors change because the rescaling, but the null vectors and null intervals of the metric  $g_{\alpha\beta}$  remain null in  $\hat{g}_{\alpha\beta}$ . Therefore, the spacetime  $(M, g_{\alpha\beta})$  and  $(M, \hat{g}_{\alpha\beta})$  have the same causal structure (this is obviously true). We also have  $\hat{g}^{\alpha\beta} = \Omega^{-2}g^{\alpha\beta}$ , since then  $\hat{g}^{\alpha\beta}\hat{g}_{\beta\gamma} = g^{\alpha\beta}g_{\beta\gamma} = \delta_{\gamma}^{\alpha}$ .

Let  $\nabla_{\alpha}$  denote the derivative operator associated with  $g_{\alpha\beta}$ , and let  $\hat{\nabla}_{\alpha}$  denote the derivative operator associated with  $\hat{g}_{\alpha\beta}$ . The relation between  $\hat{\nabla}_{\alpha}$  and  $\nabla_{\alpha}$  is given by equation (B.6). Reversing the roles of  $\nabla_{\alpha}$  and  $\hat{\nabla}_{\alpha}$ :

$$\hat{\nabla}_{\alpha}w_{\beta} = \nabla_{\alpha}w_{\beta} - C_{\alpha\beta}^{\gamma}w_{\gamma}, \quad (\text{B.19})$$

where

$$C_{\alpha\beta}^{\gamma} = \frac{1}{2}\hat{g}^{\gamma\delta} \left[ \nabla_{\alpha}\hat{g}_{\beta\delta} + \nabla_{\beta}\hat{g}_{\alpha\delta} - \nabla_{\delta}\hat{g}_{\alpha\beta} \right]. \quad (\text{B.20})$$

However, since  $\nabla_{\alpha}g_{\beta\gamma} = 0$ , we have

$$\nabla_{\alpha}\hat{g}_{\beta\gamma} = \nabla_{\alpha}(\Omega^2g_{\beta\gamma}) = 2\Omega g_{\beta\gamma}\nabla_{\alpha}\Omega. \quad (\text{B.21})$$

Hence, we obtain

$$\begin{aligned} C_{\alpha\beta}^{\gamma} &= \Omega^{-1}g^{\gamma\delta} \{g_{\beta\delta}\nabla_{\alpha}\Omega + g_{\alpha\delta}\nabla_{\beta}\Omega - g_{\alpha\delta}\nabla_{\delta}\Omega\} \\ &= \delta_{\beta}^{\gamma}\nabla_{\alpha}\ln\Omega + \delta_{\gamma}^{\alpha}\nabla_{\beta}\ln\Omega - g^{\gamma\delta}g_{\alpha\beta}\nabla_{\delta}\ln\Omega \\ &= 2\delta^{\gamma}_{(\alpha}\nabla_{\beta)}\ln\Omega - g^{\gamma\delta}g_{\alpha\beta}\nabla_{\delta}\ln\Omega. \end{aligned} \quad (\text{B.22})$$

The subindice notation for totally symmetric and totally antisymmetric parts of tensors is defined as[27]:  $T_{(\alpha\beta)} = \frac{1}{2}(T_{\alpha\beta} + T_{\beta\alpha})$ , and  $T_{[\alpha\beta]} = \frac{1}{2}(T_{\alpha\beta} - T_{\beta\alpha})$

The curvature  $R_{\alpha\beta\gamma}{}^\delta$  associated to  $\nabla_\alpha$  is given by

$$R_{\alpha\beta\gamma}{}^\delta w_\delta \equiv \nabla_\alpha \nabla_\beta w_\gamma - \nabla_\beta \nabla_\alpha w_\gamma. \quad (\text{B.23})$$

Similarly, the curvature  $\hat{R}_{\alpha\beta\gamma}{}^\delta$  associated to  $\hat{\nabla}_\alpha$  is given by

$$\hat{R}_{\alpha\beta\gamma}{}^\delta w_\delta = \hat{\nabla}_\alpha \hat{\nabla}_\beta w_\gamma - \hat{\nabla}_\beta \hat{\nabla}_\alpha w_\gamma. \quad (\text{B.24})$$

Replacing  $\hat{\nabla}_\alpha$  for its equivalent in the equation (B.19), we obtain

$$\begin{aligned} \hat{R}_{\alpha\beta\gamma}{}^\delta w_\delta &= \hat{\nabla}_\alpha \hat{\nabla}_\beta w_\gamma - \hat{\nabla}_\beta \hat{\nabla}_\alpha w_\gamma \\ &= \hat{\nabla}_\alpha \left( \nabla_\beta w_\gamma - C_{\beta\gamma}^\delta w_\delta \right) - \hat{\nabla}_\beta \left( \nabla_\alpha w_\gamma - C_{\alpha\gamma}^\delta w_\delta \right), \\ &= \nabla_\alpha \left( \nabla_\beta w_\gamma - C_{\beta\gamma}^\delta w_\delta \right) - C_{\alpha\gamma}^\epsilon \left( \nabla_\beta w_\epsilon - C_{\beta\epsilon}^\delta w_\delta \right) - C_{\alpha\beta}^\epsilon \left( \nabla_\epsilon w_\gamma - C_{\epsilon\gamma}^\delta w_\delta \right) - \\ &\quad - \nabla_\beta \left( \nabla_\alpha w_\gamma - C_{\alpha\gamma}^\delta w_\delta \right) + C_{\beta\gamma}^\epsilon \left( \nabla_\alpha w_\epsilon - C_{\alpha\epsilon}^\delta w_\delta \right) + C_{\alpha\beta}^\epsilon \left( \nabla_\epsilon w_\gamma - C_{\epsilon\gamma}^\delta w_\delta \right) \\ &= \nabla_\alpha \nabla_\beta w_\gamma - \nabla_\beta \nabla_\alpha w_\gamma - \nabla_\alpha \left( C_{\beta\gamma}^\delta w_\delta \right) + \nabla_\beta \left( C_{\alpha\gamma}^\delta w_\delta \right) - \\ &\quad - C_{\alpha\gamma}^\epsilon \nabla_\beta w_\epsilon + C_{\beta\gamma}^\epsilon \nabla_\alpha w_\epsilon + C_{\alpha\gamma}^\epsilon C_{\beta\epsilon}^\delta w_\delta - C_{\beta\gamma}^\epsilon C_{\alpha\epsilon}^\delta w_\delta, \\ &= R_{\alpha\beta\gamma}{}^\delta w_\delta - C_{\beta\gamma}^\delta \nabla_\alpha w_\delta - \left( \nabla_\alpha C_{\beta\gamma}^\delta \right) w_\delta + C_{\alpha\gamma}^\delta \nabla_\beta w_\delta + \left( \nabla_\beta C_{\alpha\gamma}^\delta \right) w_\delta - \\ &\quad - C_{\alpha\gamma}^\epsilon \nabla_\beta w_\epsilon + C_{\beta\gamma}^\epsilon \nabla_\alpha w_\epsilon + \left( C_{\alpha\gamma}^\epsilon C_{\beta\epsilon}^\delta - C_{\beta\gamma}^\epsilon C_{\alpha\epsilon}^\delta \right) w_\delta \\ &= R_{\alpha\beta\gamma}{}^\delta w_\delta - \left( 2\nabla_{[\alpha} C_{\beta]\gamma}^\delta + 2C_{\gamma[\alpha}^\delta C_{\beta]\epsilon}^\delta \right) w_\delta. \end{aligned}$$

Thus, the relation between the curvature,  $\hat{R}_{\alpha\beta\gamma}{}^\delta$ , associated to  $\hat{\nabla}_\alpha$  and the curvature  $R_{\alpha\beta\gamma}{}^\delta$  associated to  $\nabla_\alpha$  It is given by the following expression

$$\hat{R}_{\alpha\beta\gamma}{}^\delta = R_{\alpha\beta\gamma}{}^\delta - 2\nabla_{[\alpha} C_{\beta]\gamma}^\delta + 2C_{\gamma[\alpha}^\delta C_{\beta]\epsilon}^\delta. \quad (\text{B.25})$$

Therefore, using the formula (B.22) for  $C_{\alpha\beta}^\gamma$ , we find

$$\begin{aligned} \hat{R}_{\alpha\beta\gamma}{}^\delta &= R_{\alpha\beta\gamma}{}^\delta - 2\nabla_{[\alpha} C_{\beta]\gamma}^\delta + 2C_{\gamma[\alpha}^\delta C_{\beta]\epsilon}^\delta \\ &= R_{\alpha\beta\gamma}{}^\delta - \nabla_\alpha C_{\beta\gamma}^\delta + \nabla_\beta C_{\alpha\gamma}^\delta + C_{\alpha\gamma}^\epsilon C_{\beta\epsilon}^\delta - C_{\beta\gamma}^\epsilon C_{\alpha\epsilon}^\delta \\ &= R_{\alpha\beta\gamma}{}^\delta - \nabla_\alpha \left\{ \delta_\beta^\delta \nabla_\gamma \ln \Omega + \delta_\gamma^\delta \nabla_\beta \ln \Omega - g^{\delta\lambda} g_{\beta\gamma} \nabla_\lambda \ln \Omega \right\} + \\ &\quad + \nabla_\beta \left\{ \delta_\alpha^\delta \nabla_\gamma \ln \Omega + \delta_\gamma^\delta \nabla_\alpha \ln \Omega - g^{\delta\lambda} g_{\alpha\gamma} \nabla_\lambda \ln \Omega \right\} + \\ &\quad + \left\{ \delta_\gamma^\epsilon \nabla_\alpha \ln \Omega + \delta_\alpha^\epsilon \nabla_\gamma \ln \Omega - g^{\epsilon\lambda} g_{\alpha\gamma} \nabla_\lambda \ln \Omega \right\} \cdot \left\{ \delta_\beta^\delta \nabla_\epsilon \ln \Omega + \delta_\beta^\delta \nabla_\gamma \ln \Omega - g^{\delta\lambda} g_{\beta\epsilon} \nabla_\lambda \ln \Omega \right\} - \\ &\quad - \left\{ \delta_\gamma^\epsilon \nabla_\beta \ln \Omega + \delta_\beta^\epsilon \nabla_\gamma \ln \Omega - g^{\epsilon\lambda} g_{\beta\epsilon} \nabla_\lambda \ln \Omega \right\} \cdot \left\{ \delta_\alpha^\delta \nabla_\epsilon \ln \Omega + \delta_\epsilon^\delta \nabla_\alpha \ln \Omega - g^{\delta\lambda} g_{\alpha\epsilon} \nabla_\lambda \ln \Omega \right\}, \end{aligned}$$

then

$$\begin{aligned}
\hat{R}_{\alpha\beta\gamma}{}^\delta &= R_{\alpha\beta\gamma}{}^\delta - \delta_\gamma^\delta \nabla_\alpha \nabla_\gamma \ln \Omega - \delta_\gamma^\delta \nabla_\alpha \nabla_\beta \ln \Omega + g^{\delta\lambda} g_{\beta\gamma} \nabla_\alpha \nabla_\lambda \ln \Omega + \\
&\quad + \delta_\alpha^\delta \nabla_\beta \nabla_\gamma \ln \Omega + \delta_\gamma^\delta \nabla_\beta \nabla_\alpha \ln \Omega - g^{\delta\lambda} g_{\alpha\gamma} \nabla_\beta \nabla_\lambda \ln \Omega + \\
&\quad + \nabla_\alpha \ln \Omega \{ \delta_\beta^\delta \nabla_\gamma \ln \Omega + \delta_\gamma^\delta \nabla_\beta \ln \Omega - g^{\delta\lambda} g_{\beta\gamma} \nabla_\lambda \ln \Omega \} + \\
&\quad + \nabla_\gamma \ln \Omega \{ \delta_\beta^\delta \nabla_\alpha \ln \Omega + \delta_\alpha^\delta \nabla_\beta \ln \Omega - g^{\delta\lambda} g_{\beta\alpha} \nabla_\lambda \ln \Omega \} - \\
&\quad - \delta_\beta^\delta g^{\epsilon\lambda} g_{\gamma\alpha} \nabla_\epsilon \ln \Omega \cdot \nabla_\lambda \ln \Omega - g^{\delta\lambda} g_{\gamma\alpha} \nabla_\lambda \ln \Omega \cdot \nabla_\beta \ln \Omega + g^{\delta\lambda} g_{\gamma\alpha} \nabla_\lambda \ln \Omega \cdot \nabla_\beta \ln \Omega - \\
&\quad - \nabla_\beta \ln \Omega \{ \delta_\alpha^\delta \nabla_\gamma \ln \Omega + \delta_\gamma^\delta \nabla_\alpha \ln \Omega - g^{\delta\lambda} g_{\alpha\gamma} \nabla_\lambda \ln \Omega \} - \\
&\quad - \nabla_\gamma \ln \Omega \{ \delta_\alpha^\delta \nabla_\beta \ln \Omega + \delta_\beta^\delta \nabla_\alpha \ln \Omega - g^{\delta\lambda} g_{\alpha\beta} \nabla_\lambda \ln \Omega \} + \\
&\quad + \delta_\alpha^\delta g^{\epsilon\lambda} g_{\gamma\beta} \nabla_\epsilon \ln \Omega \cdot \nabla_\lambda \ln \Omega + g^{\delta\lambda} g_{\gamma\beta} \nabla_\lambda \ln \Omega \cdot \nabla_\alpha \ln \Omega - g^{\delta\lambda} g_{\gamma\beta} \nabla_\lambda \ln \Omega \cdot \nabla_\alpha \ln \Omega \\
&= R_{\alpha\beta\gamma}{}^\delta - \delta_\gamma^\delta \nabla_\alpha \nabla_\gamma \ln \Omega + \delta_\alpha^\delta \nabla_\beta \nabla_\gamma \ln \Omega + g^{\delta\lambda} g_{\beta\gamma} \nabla_\alpha \nabla_\lambda \ln \Omega - g^{\delta\lambda} g_{\alpha\gamma} \nabla_\alpha \nabla_\lambda \ln \Omega + \\
&\quad + \delta_\beta^\delta \nabla_\gamma \ln \Omega \cdot \nabla_\alpha \ln \Omega - \delta_\alpha^\delta \nabla_\beta \ln \Omega \cdot \nabla_\gamma \ln \Omega - \\
&\quad - \delta_\beta^\delta g^{\epsilon\lambda} g_{\gamma\alpha} \nabla_\epsilon \ln \Omega \cdot \nabla_\lambda \ln \Omega + \delta_\alpha^\delta g^{\epsilon\lambda} g_{\gamma\beta} \nabla_\epsilon \ln \Omega \cdot \nabla_\lambda \ln \Omega - \\
&\quad - g^{\delta\lambda} g_{\gamma\beta} \nabla_\alpha \ln \Omega \cdot \nabla_\lambda \ln \Omega + g^{\delta\lambda} g_{\gamma\alpha} \nabla_\beta \ln \Omega \cdot \nabla_\lambda \ln \Omega,
\end{aligned}$$

so

$$\begin{aligned}
\hat{R}_{\alpha\beta\gamma}{}^\delta &= R_{\alpha\beta\gamma}{}^\delta + 2\delta_{[\alpha}^\delta \nabla_{\beta]} \nabla_\gamma \ln \Omega - 2g^{\delta\lambda} g_{\gamma[\alpha} \nabla_{\beta]} \nabla_\lambda \ln \Omega + 2(\nabla_{[\alpha} \ln \Omega) \delta_{\beta]}^\delta \nabla_\gamma \ln \Omega - \\
&\quad - 2g_{\gamma[\alpha} \delta_{\beta]}^\delta g^{\epsilon\lambda} \nabla_\epsilon \ln \Omega \cdot \nabla_\lambda \ln \Omega - 2(\nabla_{[\alpha} \ln \Omega) g_{\beta]\gamma} g^{\delta\lambda} \nabla_\lambda \ln \Omega. \tag{B.26}
\end{aligned}$$

Contracting over  $\beta$  and  $\delta$  we obtain

$$\begin{aligned}
\hat{R}_{\alpha\gamma} &= R_{\alpha\gamma} - n \nabla_\alpha \nabla_\gamma \ln \Omega + 2 \nabla_\alpha \nabla_\gamma \ln \Omega - g^{\delta\lambda} g_{\alpha\gamma} \nabla_\delta \nabla_\lambda \ln \Omega + n \nabla_\gamma \ln \Omega \cdot \nabla_\alpha \ln \Omega - \\
&\quad - \nabla_\alpha \ln \Omega \cdot \nabla_\gamma \ln \Omega - n g^{\epsilon\lambda} g_{\gamma\alpha} \nabla_\epsilon \ln \Omega \cdot \nabla_\lambda \ln \Omega + g^{\epsilon\lambda} g_{\gamma\alpha} \nabla_\epsilon \ln \Omega \cdot \nabla_\lambda \ln \Omega - \\
&\quad - \nabla_\alpha \ln \Omega \cdot \nabla_\gamma \ln \Omega + g^{\epsilon\lambda} g_{\gamma\alpha} \nabla_\epsilon \ln \Omega \cdot \nabla_\lambda \ln \Omega,
\end{aligned}$$

then

$$\begin{aligned}
\hat{R}_{\alpha\gamma} &= R_{\alpha\gamma} - (n-2) \nabla_\alpha \nabla_\gamma \ln \Omega + (n-2) \nabla_\alpha \ln \Omega \nabla_\gamma \ln \Omega - \\
&\quad - (n-2) g^{\delta\lambda} g_{\alpha\gamma} \nabla_\delta \ln \Omega \cdot \nabla_\lambda \ln \Omega - g^{\delta\lambda} g_{\alpha\gamma} \nabla_\delta \nabla_\lambda \ln \Omega. \tag{B.27}
\end{aligned}$$

Finally contracting with  $\hat{g}^{\alpha\gamma} = \Omega^{-2} g^{\alpha\gamma}$

$$\begin{aligned}
\hat{g}^{\alpha\gamma} \hat{R}_{\alpha\gamma} &= \Omega^{-2} \left\{ g^{\alpha\gamma} R_{\alpha\gamma} - (n-2) g^{\alpha\gamma} \nabla_\alpha \nabla_\gamma \ln \Omega + (n-2) g^{\alpha\gamma} \nabla_\alpha \ln \Omega \nabla_\gamma \ln \Omega - \right. \\
&\quad \left. - n(n-2) g^{\delta\lambda} \nabla_\delta \ln \Omega \cdot \nabla_\lambda \ln \Omega - n g^{\delta\lambda} \nabla_\delta \nabla_\lambda \ln \Omega \right\},
\end{aligned}$$

thus

$$\hat{R} = \Omega^{-2} \{ R - 2(n-1) g^{\alpha\gamma} \nabla_\alpha \nabla_\gamma \ln \Omega - (n-2)(n-1) g^{\alpha\gamma} \nabla_\alpha \ln \Omega \cdot \nabla_\gamma \ln \Omega \}. \tag{B.28}$$

For the case in which  $\nabla_\alpha$  is the ordinary (covariant) derivative operator, then  $C_{\alpha\beta}^\gamma$  it is denoted as  $\Gamma_{\alpha\beta}^\gamma$ , the Christoffel symbol. For the purposes of the study, the manifold taken is 4-dimensional, then, replacing  $n = 4$  in (B.28) we obtain

$$\hat{R} = \Omega^{-2} \{R - 6g^{\alpha\gamma} \nabla_\alpha \nabla_\gamma \ln \Omega - 6g^{\alpha\gamma} \nabla_\alpha \ln \Omega \cdot \nabla_\gamma \ln \Omega\}. \quad (\text{B.29})$$

# Appendix C

## The $\phi^4$ Potential Case

In this appendix we will present the main results of the stability criteria for the  $\phi^4$  potential using a trivial shift ( $a$ ) in the vacuum expectation value of the field and the Cosmological Constant  $\Lambda$ . We briefly present the analysis of the slow-roll approximation and the numerical case. Finally, we will show the main result of the stability mass criteria and the corresponding thermodynamics analogy.

### C.1 Slow-Roll Analysis

As we show in chapter 2 the modification of the potential includes a free parameter  $a$  as  $\phi$ -field Vacuum Expectation Value – (VEV) and the cosmological constant  $\Lambda$

$$V_q(\phi) = \frac{1}{4}m_\phi^4(\phi - a)^4 + \Lambda. \quad (\text{C.1})$$

As we showed before, we turn off the value of  $\Lambda$  in the potential in the slow-roll analysis. The slow-roll parameters (2.46) and (2.47) can be written as

$$\epsilon = \frac{M_P^2}{2} \left( \frac{V'_q(\phi)}{V_q(\phi)} \right)^2 = \frac{8M_P^2}{(\phi - a)^2}, \quad (\text{C.2})$$

$$\eta = M_P^2 \left| \frac{V''_q(\phi)}{V_q(\phi)} \right| = \frac{12M_P^2}{(\phi - a)^2}, \quad (\text{C.3})$$

where ( $'$ ) indicates the derivative with respect to  $\phi$ , and the subscript “ $q$ ” means quartic case. Slow-roll ends when  $\epsilon \simeq 1$ , so the scalar field value at the end of inflation  $\phi_{\text{end}}$ , according to (C.2), is

$$\phi_{\text{end}} \simeq a - 2\sqrt{2}M_P. \quad (\text{C.4})$$

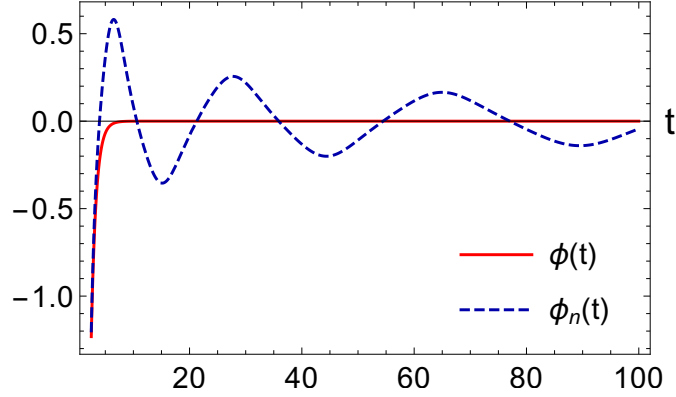


FIGURE C.1: Analytic (red/solid) and numerical (blue/dashed) solutions for  $\phi_{sq}(t)$  given by Eq. (2.67), with  $N = 60$  efolds, using  $m_\phi = 1$  and  $M_P = 1$ . Note that, before  $t \sim 4$ , the curves are very close.

In order to obtain the initial value of the scalar field ( $\phi_*$ ), equation (2.49) can be used; once the integral is solved and replaced in (C.4), one obtains

$$N = \frac{1}{M_P^2} \int_{\phi_{\text{end}}}^{\phi_*} \frac{V_q(\phi)}{V_q'(\phi)} d\phi = \frac{1}{M_P^2} \left( \frac{a\phi_{\text{end}}}{4} - \frac{a\phi_*}{4} - \frac{\phi_{\text{end}}^2}{8} + \frac{\phi_*^2}{8} \right). \quad (\text{C.5})$$

Solving for  $\phi_*$  from (C.5) we obtain

$$\phi_* = a - 2\sqrt{2}\sqrt{M_P^2(N+1)}. \quad (\text{C.6})$$

An analytical expression of the field  $\phi_q = \phi_q(t)$  can be obtained by solving the system (2.44) and (2.45) for the value of the field (C.6), with  $N = 60$  efolds, is

$$\phi_q(t) = a - 2\sqrt{122}M_P e^{-\frac{2m_\phi^2 t}{\sqrt{3}}}, \quad (\text{C.7})$$

assuming the slow-roll evolution.

## C.2 Numerical Solution

We used Mathematica<sup>©</sup> software [53] to obtain a numerical solution of the full system equation of movement for the scalar field (2.36), and the initial conditions are the standard ones from the analytic slow-roll solution set. For  $N = 60$  efolds we obtain:

$$\phi_q(0) = a - 2\sqrt{122}M_P \approx a - 22.1M_P, \quad \dot{\phi}_q(0) = 4\sqrt{\frac{122}{3}}m_\phi^2 \approx 25.51m_\phi^2. \quad (\text{C.8})$$

The numerical and analytical solutions are shown in Figure C.1.



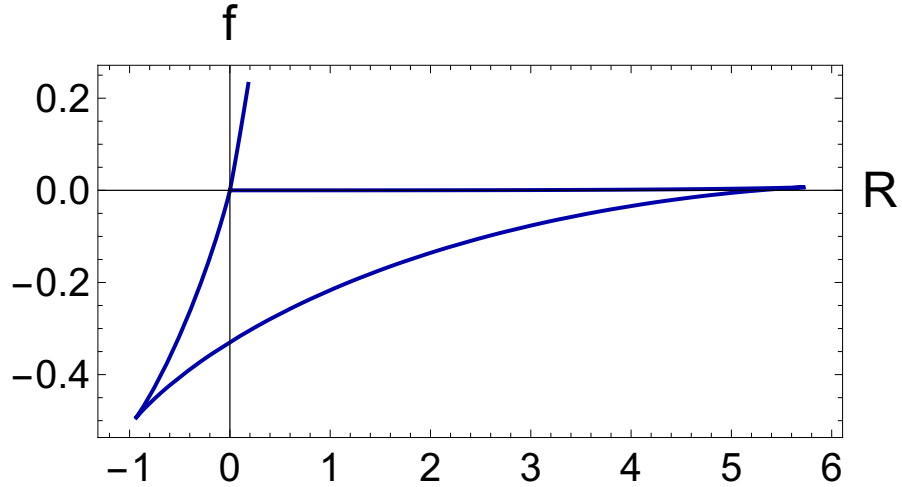


FIGURE C.2: Parametric plots of  $f(R)$  given by Eqs. (C.11, C.12) for  $\phi \in [-20, 0.4]$  and for the parameters  $\Lambda = 0$ , and  $a = 0$ . The field  $\phi$  and  $a$  are given in Planck-Mass ( $M_P$ ) units,  $R$  and  $\Lambda$  are given in  $M_P^4$ . We used  $m_\phi = 1M_P$ .

The spectral index (2.56), and the tensor-to-scalar ratio (2.60) calculated for  $N = 60$  (corresponding to the scale  $k = 0.002/\text{Mpc}$ ), are

$$n_s = 1 + \frac{48M_P^4(N+1)}{\Lambda + 16M_P^4(N+1)^2} - \frac{512M_P^8(N+1)^3}{(\Lambda + 16M_P^4(N+1)^2)^2}, \quad (\text{C.9})$$

$$r = \frac{4096M_P^8(N+1)^3}{(\Lambda + 16M_P^4(N+1)^2)^2}. \quad (\text{C.10})$$

The values of the spectral index and the tensor-to-scalar ratio obtained by the quartic inflationary potential are not favorable according to the last PLANCK's report [16].

### C.3 $f(R)$ function from quartic potential

We then obtain the corresponding parametric form of  $f(R)$  given by Eqs. (4.32, 4.33):

$$f(\phi) = e^{\beta\phi} \left( \frac{(a-\phi)^3(a\beta - \beta\phi - 2)}{\beta} + 4\Lambda \right), \quad (\text{C.11})$$

$$R(\phi) = 2e^{2\beta\phi} \left( \frac{(\phi-a)^3}{\beta} + \frac{1}{4}(a-\phi)^4 + \Lambda \right). \quad (\text{C.12})$$

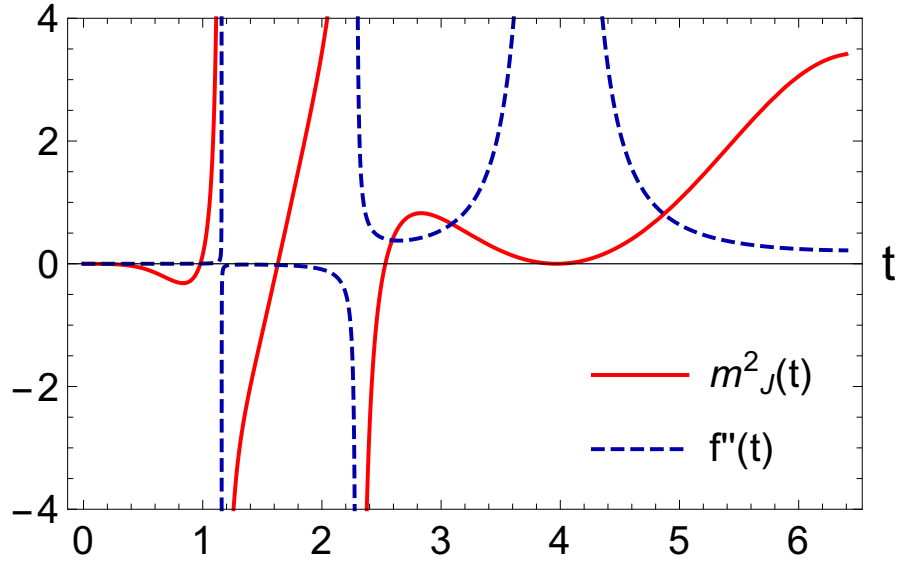


FIGURE C.3: Quartic potential mass:  $m_J^2$  (6.6) in red/solid, and  $f''$  in blue/dashed as functions of time. We have used  $N = 60$  efolds and  $m_\phi = 1, \Lambda = 0$ , and  $a = 0$ .

## C.4 The Stability Mass Criteria

In chapter 6 we point out that the stability of any given configuration is determined by the signal of the squared-mass term of the corresponding (effective) potential at each one of its equilibrium points. In Fig C.3 we compare the behavior of the second derivative of  $f(R)$  and the  $m_J^2$  for the quartic potential (C.1).

## C.5 The Stability Criteria from Thermodynamics Analogy

For this quartic potential case, the thermodynamic association (6.23) of the new pair of coordinates  $\{-G, P\}$  as a rotation of the original one  $\{f, R\}$  yields

$$G(\phi, T) = e^{\beta\phi} \sin(\theta) \left( \frac{(a - \phi)^3 (a\beta - \beta\phi - 2)}{\beta} + 4T \right) - 2e^{2\beta\phi} \cos(\theta) \left( \frac{(\phi - a)^3}{\beta} + \frac{1}{4}(a - \phi)^4 + T \right), \quad (\text{C.13})$$

$$P(\phi, T) = 2e^{2\beta\phi} \sin(\theta) \left( \frac{(\phi - a)^3}{\beta} + \frac{1}{4}(a - \phi)^4 + T \right) + e^{\beta\phi} \cos(\theta) \left( \frac{(a - \phi)^3 (a\beta - \beta\phi - 2)}{\beta} + 4T \right), \quad (\text{C.14})$$

$$V = \frac{\partial G / \partial \phi}{\partial P / \partial \phi} \Big|_T = \frac{1 - e^{\beta\phi} \cot(\theta)}{e^{\beta\phi} + \cot(\theta)}. \quad (\text{C.15})$$

Eq. (C.15) can be inverted and yield

$$\phi = \frac{1}{\beta} \log \left( \frac{1 - V \cot(\theta)}{\cot(\theta) + V} \right). \quad (\text{C.16})$$

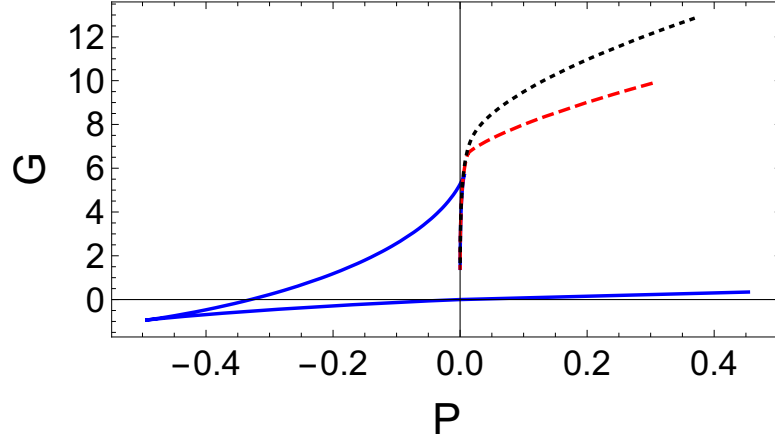


FIGURE C.4: Parametricplot of the Gibbs Potential  $G$  Eq. (C.17) as a function of the pressure  $P$  (Eq. C.18), for  $\beta = \sqrt{2/3}$ ,  $a = 0$ ,  $\theta = \theta_*$  and  $T = 0$  (solid blue),  $T = T_c \simeq 19.331$  (dashed red) and  $T = 30$  (dotted black).

In order to define the exact correspondence, i.e, the value of  $\theta$ , we only require that the volume is positive and unlimited from below. Such procedure yields  $\theta = \theta_* \equiv \pi/2$  and simpler parametric expressions for the previously defined thermodynamic quantities:

$$G = e^{\beta\phi} \left( \frac{(a - \phi)^3(a\beta - \beta\phi - 2)}{\beta} + 4T \right), \quad (\text{C.17})$$

$$P = 2e^{2\beta\phi} \left( \frac{(\phi - a)^3}{\beta} + \frac{1}{4}(a - \phi)^4 + T \right), \quad (\text{C.18})$$

$$F = \frac{1}{2}e^{\beta\phi} (a^4 - 4a^3\phi + 6a^2\phi^2 - 4a\phi^3 + 4T + \phi^4), \quad (\text{C.19})$$

$$S = -2e^{\beta\phi}, \quad (\text{C.20})$$

$$U = \frac{1}{2}(a - \phi)^4 e^{\beta\phi}, \quad (\text{C.21})$$

$$V = \exp(-\beta\phi) \Leftrightarrow \phi = -\frac{1}{\beta} \log(V). \quad (\text{C.22})$$

In Fig. C.4, we plot the curve  $G(P)$  for different temperatures  $T$ .

We can obtain an explicit equation of state for our vdW-like “effective gas” for this case, for  $\theta = \theta_* = \pi/2$ , using equations (C.18) and (C.22). The behaviour of  $P(V)$  for four different values of  $T$  is shown in Fig. C.5.

$$P = \frac{(a\beta + \log(V))^4 - 4(a\beta + \log(V))^3 + 4\beta^4 T}{2\beta^4 V^2}. \quad (\text{C.23})$$

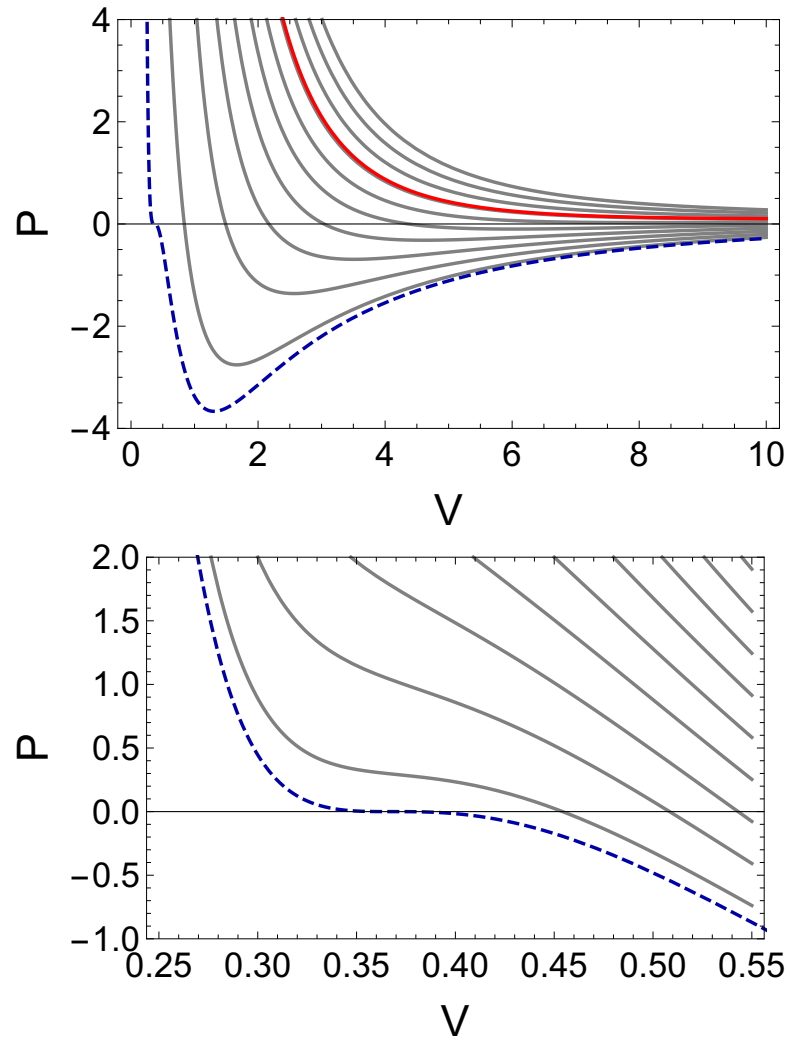


FIGURE C.5: **Upper panel:** Parametricplot of the Pressure Plot of the effective pressure  $P$  as a function of the effective volume  $V$  Eq (C.23), for  $a = 0$  and different values of temperature:  $T = 0$  (dashed blue) and  $T = T_c \simeq 19.331$  (solid thick red) and higher curves (solid thin gray) correspond to higher temperatures  $T > 0$ . **Lower panel:** zooming on the region where  $V \in (0.25, 0.55)$  for different values of temperature:  $T = 0$  (dashed blue) and higher curves (solid thin gray) correspond to higher temperatures  $T > 0$ .

# Appendix D

## The Double Well Potential Case

In this appendix we will present the main results of the stability criteria for the double well potential adding *ad hoc* the Cosmological Constant  $\Lambda$ . We briefly present the analysis of the slow-roll approximation and the numerical solution for the field. Finally, we will show the main result of the stability mass criteria and the corresponding thermodynamics analogy.

### D.1 Slow-Roll Analysis

The double well potential depends on one parameter model of inflation  $a$  as  $\phi$ -field Vacuum Expectation Value – (VEV), but we add the cosmological constant  $\Lambda$  which, as we showed in chapter 6, play an important role in the thermodynamics interpretation

$$V_{dw}(\phi) = \frac{1}{4}m_\phi^4(\phi^2 - a^2)^2 + \Lambda. \quad (\text{D.1})$$

For this analysis we turn off the value of  $\Lambda$  will not significantly affect the initial value of the field, therefore it can be ignored. The slow-roll parameters (2.46) and (2.47) can be written as

$$\epsilon = \frac{M_P^2}{2} \left( \frac{V'_{dw}(\phi)}{V_{dw}(\phi)} \right)^2 = \frac{8M_P^2\phi^2}{(\phi^2 - a^2)^2}, \quad (\text{D.2})$$

$$\eta = M_P^2 \left| \frac{V''_{dw}(\phi)}{V_{dw}(\phi)} \right| = \frac{8M_P^2(a^2 + \phi^2)}{(a^2 - \phi^2)^2}, \quad (\text{D.3})$$

where (') indicates the derivative with respect to  $\phi$ , and the subscript “ $dw$ ” means double well. The parameter  $\eta$  is equal to  $\eta = 8M_P^2/a^2$  when  $\phi = 0$ . In order for slow-roll to be valid, this last value should be less than one which amounts to  $a/M_P > 2\sqrt{2}$ . This constraint on the parameter  $a$  shows that the symmetry breaking scale needs to be

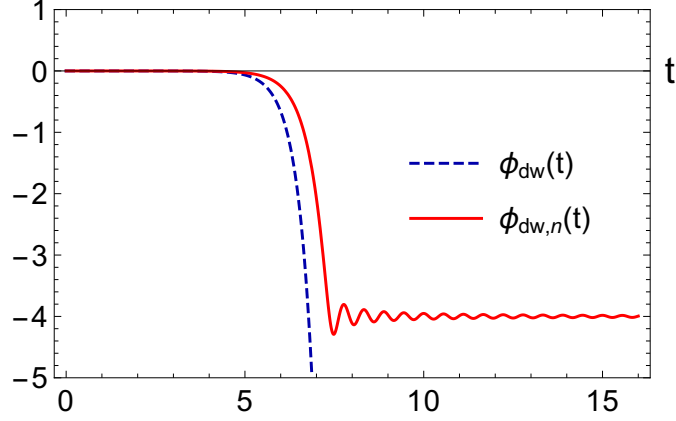


FIGURE D.1: Numerical solution (red/solid) and analytic solutions (blue/dashed) for  $\phi_{dw}(t)$  given by Eq. (D.7), with  $N = 60$  e-folds, using  $m_\phi = 1$ ,  $M_P = 1$ ,  $a = 4$  and  $\Lambda = 0$ . Before  $t \sim 1$ , the curves are very close.

superPlanckian [87]. Slow-roll ends when  $\epsilon \simeq 1$ , so the scalar field value at the end of inflation  $\phi_{\text{end}}$ , according to (D.2), is

$$\phi_{\text{end}} \simeq -\sqrt{2}M_P - \sqrt{a^2 + 2M_P^2}. \quad (\text{D.4})$$

In order to obtain the initial value of the scalar field ( $\phi_*$ ), equation (2.49) can be used; once the integral is solved and replaced in (D.4), one obtains

$$N = \frac{1}{M_P^2} \int_{\phi_{\text{end}}}^{\phi_*} \frac{V_{dw}(\phi)}{V'_{dw}(\phi)} d\phi = \frac{1}{8M_P^2} (2a^2(\log(\phi_*) - \log(\phi_{\text{end}})) + \phi_{\text{end}}^2 - \phi_*^2). \quad (\text{D.5})$$

Solving for  $\phi_*$  from (D.5) we obtain

$$\phi_* = -a \sqrt{-W_0 \left( -\frac{(\sqrt{a^2 + 2M_P^2} + \sqrt{2}M_P)^2 \exp\left(-\frac{2M_P(\sqrt{2}\sqrt{a^2 + 2M_P^2} + M_P(4N+2))}{a^2} - 1\right)}{a^2} - 1 \right)}. \quad (\text{D.6})$$

An analytical expression of the field  $\phi_{dw} = \phi_{dw}(t)$  can be obtained by solving the system (2.44) and (2.45) for the value of the field (D.6), with  $N = 60$  e-folds, is

$$\phi_{dw}(t) = -ae^{\frac{4t}{\sqrt{3}}} \sqrt{-W_0}, \quad (\text{D.7})$$

where

$$W_0 = W_0 \left[ -\frac{1}{a^2} \left( e^{-\frac{2M_P(\sqrt{2}\sqrt{a^2 + 2M_P^2} + 242M_P)}{a^2} - 1} \left( \sqrt{a^2 + 2M_P^2} + \sqrt{2}M_P \right)^2 \right) \right], \quad (\text{D.8})$$

assuming the slow-roll approximation.

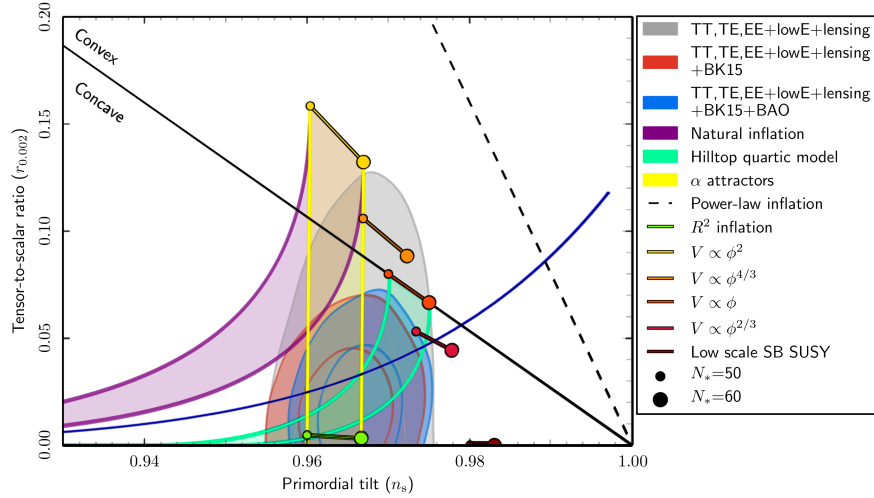


FIGURE D.2: Marginalized joint 68% and 95% CL regions for  $n_s$  and  $r$  at  $k = 0.002 \text{Mpc}^{-1}$  from Planck alone and in combination with BK15 or BK15+BAO data, compared to the theoretical predictions of selected inflationary models. The double well potential model (blue/solid) was made for  $\Lambda = 0$ ,  $N = 60$  e-folds,  $m_\phi = 1M_P$  and varying the parameter  $a$  in the range  $(5, 100)M_P$ , noticing that in range between  $(13.5, 19) M_P$  the region for  $n_s$  and  $r$  is in the 95% CL region from Planck alone data.

Image adapted from: ESA and the Planck Collaboration [16].

## D.2 Numerical Solution

We used `Mathematica`<sup>©</sup> software [53] to obtain a numerical solution of the full system equation of movement for the scalar field (2.36), and the initial conditions are the standard ones from the analytic slow-roll solution set, for  $N = 60$  e-folds we obtain:

$$\phi_{dw}(0) = -a\sqrt{-W_0}, \quad \text{and} \quad \dot{\phi}_{dw}(0) = -\frac{4am_\phi^2\sqrt{-W_0}}{\sqrt{3}}. \quad (\text{D.9})$$

The numerical and analytical solutions are shown in Figure D.1. The spectral index (2.56 and the tensor-to-scalar ratio (2.60)), calculated for  $N = 60$  (corresponding to the scale  $k = 0.002/\text{Mpc}$ ), are

$$n_s = -\frac{8a^2m_\phi^4M_P^2(3W_0+1)}{a^4m_\phi^4+a^4m_\phi^4W_0^2+2a^4m_\phi^4W_0+4\Lambda} + \frac{a^6m_\phi^8M_P^2W_0(W_0+1)^2}{\left(\frac{1}{4}a^4m_\phi^4(W_0+1)^2+\Lambda\right)^2} + 1, \quad (\text{D.10})$$

$$r = -\frac{8a^2m_\phi^8M_P^2W_0(a^2W_0+a^2)^2}{\left(\frac{1}{4}a^4m_\phi^4(a^2W_0+a^2)^2+\Lambda\right)^2}. \quad (\text{D.11})$$

The values of the spectral index and the tensor-to-scalar ratio obtained by the double well potential are favorable according to the last PLANCK's report [16] see fig. D.2. The  $\Lambda$  value does not significantly affect the results of these parameters.

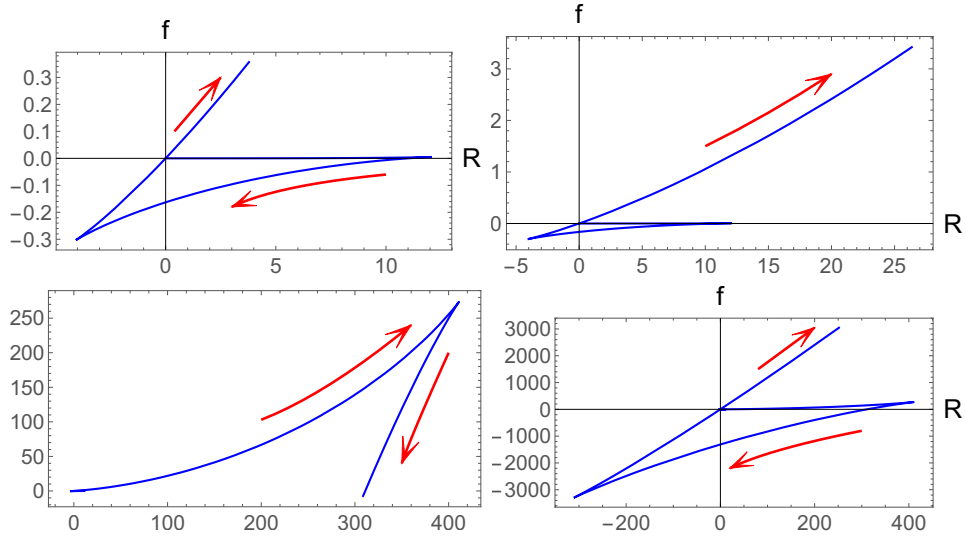


FIGURE D.3: Parametric plots of  $f(R)$  given by Eqs. (D.12, D.13) for the parameters  $m_\phi = 1M_P$ ,  $\Lambda = 0$  and  $a = 3$  in different ranges of  $\phi$ . **Upper left panel:**  $\phi \in [-50, -2.8]$ , a first catastrophic behavior is shown. **Upper right panel:**  $\phi \in [-50, -2.2]$ . **Lower left panel:**  $\phi \in [-50, 1.43]$ , begins a second catastrophic behavior. **Lower right panel:**  $\phi \in [-50, 3.1]$ , shows the complete second catastrophe. **All panels:** Arrows indicate the path of  $f(R)$  as the field  $\phi$  evolves. The field  $\phi$  and  $a$  are given in Planck-Mass ( $M_P$ ) units,  $R$  is given in  $M_P^4$ .

### D.3 $f(R)$ function from double well potential

We then obtain the corresponding parametric form of  $f(R)$  given by Eqs. (4.32, 4.33)

$$f(\phi) = 2e^{2\beta\phi} \left( \frac{m_\phi^4 (a - \phi)(a + \phi) (a^2\beta - \phi(\beta\phi + 4))}{4\beta} + \Lambda \right), \quad (\text{D.12})$$

$$R(\phi) = e^{\beta\phi} \left( \frac{m_\phi^4 (a - \phi)(a + \phi) (a^2\beta - \phi(\beta\phi + 2))}{\beta} + 4\Lambda \right). \quad (\text{D.13})$$

In fig. D.3, we show an interesting double catastrophic behavior in two different scales.

### D.4 The Stability Mass Criteria

In Fig D.4 we compare the behavior of the second derivative of  $f(R)$  and the mass term  $m_J^2$  (6.6) for the double well potential (D.1). We can note again that the two criteria coincide only at the end of inflation.



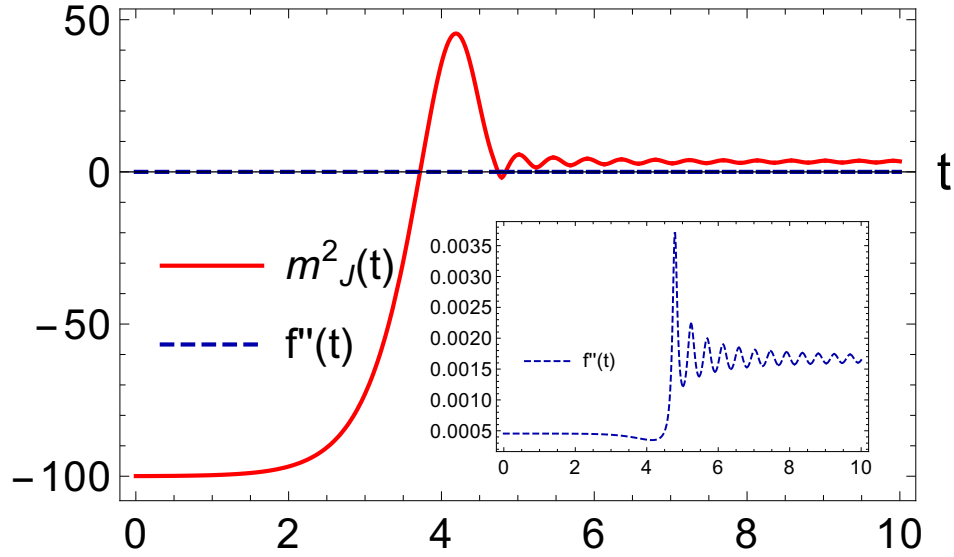


FIGURE D.4: Double well potential mass:  $m_J^2(t)$  (6.6) in red/solid, and  $f''(t)$  in blue/dashed as functions of time. We have used  $N = 60$  efolds and  $m_\phi = 1$ ,  $a = 5$ , and  $\Lambda = 0$ . **Inset panel:** Behavior of  $f''(t)$  between  $t \in (0, 10)$ .

## D.5 The Stability Criteria from Thermodynamics Analogy

For the double well potential case, the thermodynamic association (6.23) of the new pair of coordinates  $\{-G, P\}$  as a rotation of the original one  $\{f, R\}$  yields

$$G(\phi, T) = 4e^{\beta\phi} \sin(\theta) \left( \frac{2\phi(\phi^2 - a^2)}{\beta} + (a^2 - \phi^2)^2 + T \right) + 2e^{2\beta\phi} \cos(\theta) \left( \frac{4\phi(\phi^2 - a^2)}{\beta} + (a^2 - \phi^2)^2 + T \right), \quad (\text{D.14})$$

$$P(\phi, T) = 2e^{2\beta\phi} \sin(\theta) \left( \frac{4\phi(\phi^2 - a^2)}{\beta} + (a^2 - \phi^2)^2 + T \right) + 4e^{\beta\phi} \cos(\theta) \left( \frac{2\phi(\phi^2 - a^2)}{\beta} + (a^2 - \phi^2)^2 + T \right), \quad (\text{D.15})$$

$$V = \frac{\partial G / \partial \phi}{\partial P / \partial \phi} \Big|_T = \frac{1 - e^{\beta\phi} \cot(\theta)}{e^{\beta\phi} + \cot(\theta)}. \quad (\text{D.16})$$

Eq. (D.16) can be inverted and yield

$$\phi = \frac{1}{\beta} \log \left( \frac{1 - V \cot(\theta)}{\cot(\theta) + V} \right). \quad (\text{D.17})$$

In order to obtain a positive volume and unlimited from below, we require that  $\theta = \theta_* \equiv \pi/2$ , with this value we get simpler parametric expressions for the previously defined

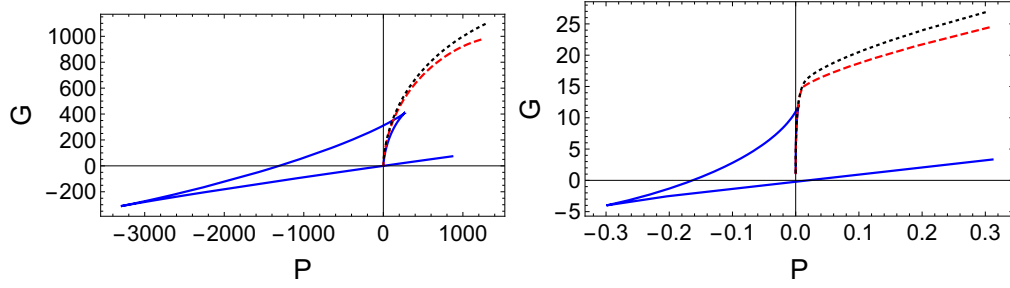


FIGURE D.5: Parametricplot of the Gibbs Potential  $G$  Eq. (D.18) as a function of the pressure  $P$  Eq. (D.19), for  $\beta = \sqrt{2/3}$ ,  $a = 3$ ,  $\theta = \theta_*$  and different values of temperature. **On the left side:** The Gibbs Potential in the scale of  $V = [0.084, 20]$  which could be associated a critical temperature  $T = T_{c_1} \simeq 46.796$  (dashed red),  $T = 0$  (solid blue), and  $T = 60$  (dotted black). **On the right side:** The Gibbs Potential in the scale of  $V = [10, 1000]$  which could be associated a critical temperature  $T = T_{c_2} \simeq 167.303$  (dashed red),  $T = 0$  (solid blue), and  $T = 200$  (dotted black).

thermodynamic quantities:

$$G = 4e^{\beta\phi} \left( \frac{2\phi(\phi^2 - a^2)}{\beta} + (a^2 - \phi^2)^2 + T \right), \quad (\text{D.18})$$

$$P = 2e^{2\beta\phi} \left( \frac{4\phi(\phi^2 - a^2)}{\beta} + (a^2 - \phi^2)^2 + T \right), \quad (\text{D.19})$$

$$F = 2e^{\beta\phi} (a^4 - 2a^2\phi^2 + T + \phi^4), \quad (\text{D.20})$$

$$S = -2e^{\beta\phi}, \quad (\text{D.21})$$

$$U = 2(a^2 - \phi^2)^2 e^{\beta\phi}, \quad (\text{D.22})$$

$$V = \exp(-\beta\phi) \Leftrightarrow \phi = -\frac{1}{\beta} \log(V). \quad (\text{D.23})$$

In Fig. D.5, we show the the Gibbs Potential  $G(P)$  for different temperatures  $T$ .

For  $\theta = \theta_* = \pi/2$ , equations (D.19) and (D.23) yield the equation of state for our vdW-like “effective gas”, i.e, an expression that relates  $P$ ,  $V$  and  $T$ . We show the behaviour of this equation of state for four different values of  $T$  in Fig. D.6.

$$P = \frac{2 \left( \left( a^2 - \frac{\log^2(V)}{\beta^2} \right)^2 + \frac{4a^2\beta^2 \log(V) - 4\log^3(V)}{\beta^4} + T \right)}{V^2}. \quad (\text{D.24})$$

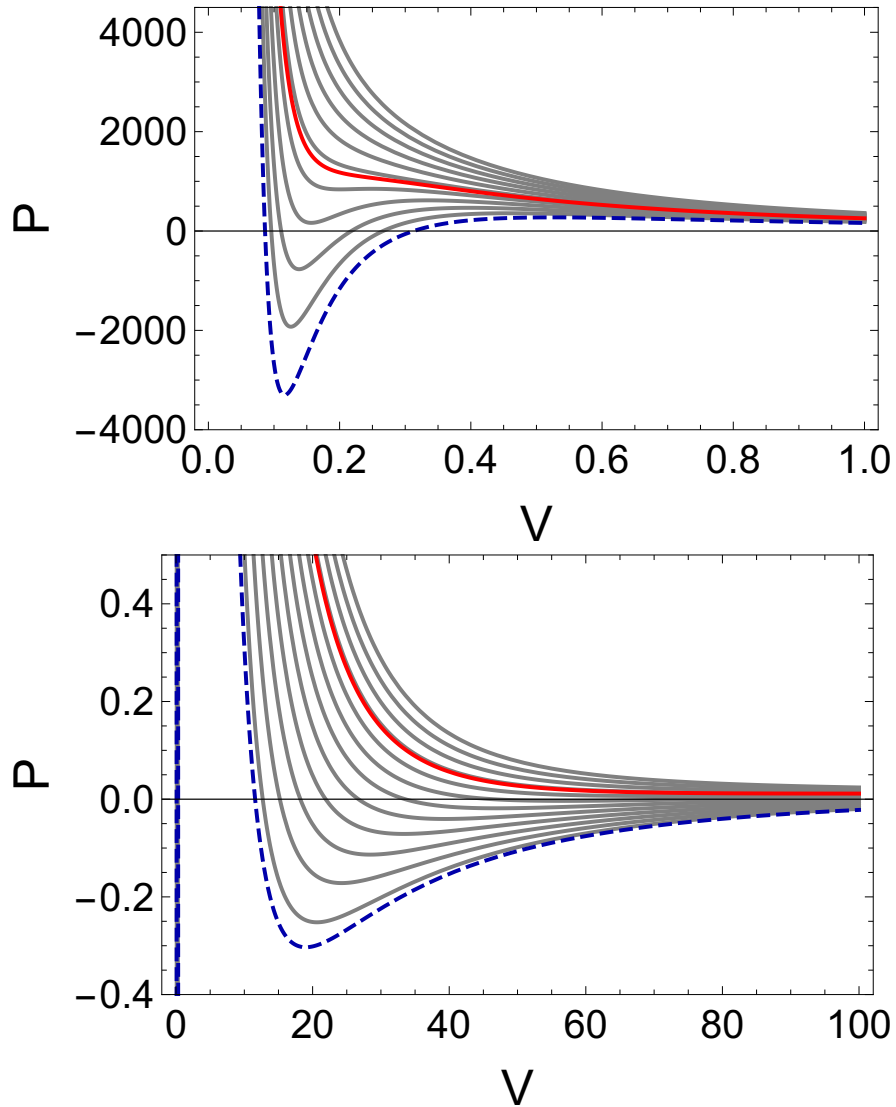


FIGURE D.6: Parametricplot of the effective pressure  $P$  as a function of the effective volume  $V$  Eq. (D.24), for  $\beta = \sqrt{2/3}$ ,  $a = 3$ ,  $\theta = \theta_*$ , and different values of temperature. **Upper panel:** The vdW-like “effective gas” behavior in the scale of  $V = [0, 1]$  which could be associated a critical temperature  $T = T_{c_1} \simeq 46.796$  (solid thick red) and  $T = 0$  (dashed blue). **Lower panel:** Another vdW-like “effective gas” behavior in the scale of  $V = [0, 100]$  which could be associated a critical temperature  $T = T_{c_2} \simeq 167.303$  (solid thick red) and  $T = 0$  (dashed blue).

# Bibliography

- [1] *Holy Bible: the Old and New Testaments: King James version authorized in 1611*. Holman Bible, 1973.
- [2] Clifford M Will. “The confrontation between general relativity and experiment”. In: *Living reviews in relativity* 17.1 (2014), p. 4.
- [3] Albert Einstein. “Kosmologische Betrachtungen zur allgemeinen Relativitäts-theorie”. In: *Das Relativitätsprinzip*. Springer, 1922, pp. 130–139.
- [4] Aleksandr Friedmann. “125. on the curvature of space”. In: *Zeitschrift für Physik* 10 (1922), pp. 377–386.
- [5] Abbé G Lemaître. “Contributions to a British Association Discussion on the Evolution of the Universe”. In: *Nature* 128.3234 (1931), p. 704.
- [6] Arno A Penzias and Robert Woodrow Wilson. “A measurement of excess antenna temperature at 4080 Mc/s.” In: *The Astrophysical Journal* 142 (1965), pp. 419–421.
- [7] George Gamow. “The origin of elements and the separation of galaxies”. In: *Physical Review* 74.4 (1948), p. 505.
- [8] S. Weinberg. *Cosmology*. Cosmology. OUP Oxford, 2008. ISBN: 9780191523601. URL: <https://books.google.com.co/books?id=nqQZdg020fsC>.
- [9] Viatcheslav Mukhanov. *Physical foundations of cosmology*. Cambridge university press, 2005.
- [10] Alan H Guth. “Inflationary universe: A possible solution to the horizon and flatness problems”. In: *Physical Review D* 23.2 (1981), p. 347.
- [11] Andrei D Linde. “A new inflationary universe scenario: a possible solution of the horizon, flatness, homogeneity, isotropy and primordial monopole problems”. In: *Physics Letters B* 108.6 (1982), pp. 389–393.
- [12] George F Smoot et al. “Structure in the COBE differential microwave radiometer first-year maps”. In: *The Astrophysical Journal* 396 (1992), pp. L1–L5.

- [13] David N Spergel et al. “First-year Wilkinson Microwave Anisotropy Probe (WMAP)\* observations: determination of cosmological parameters”. In: *The Astrophysical Journal Supplement Series* 148.1 (2003), p. 175.
- [14] Adam G Riess et al. “Observational evidence from supernovae for an accelerating universe and a cosmological constant”. In: *The Astronomical Journal* 116.3 (1998), p. 1009.
- [15] Saul Perlmutter et al. “Measurements of  $\Omega$  and  $\Lambda$  from 42 high-redshift supernovae”. In: *The Astrophysical Journal* 517.2 (1999), p. 565.
- [16] N. Aghanim et al. “Planck 2018 results. VI. Cosmological parameters”. In: (2018). arXiv: [1807.06209](https://arxiv.org/abs/1807.06209) [[astro-ph.CO](https://arxiv.org/abs/1807.06209)].
- [17] Steven Weinberg. “The cosmological constant problem”. In: *Rev. Mod. Phys.* 61 (1 Jan. 1989), pp. 1–23. DOI: [10.1103/RevModPhys.61.1](https://doi.org/10.1103/RevModPhys.61.1). URL: <https://link.aps.org/doi/10.1103/RevModPhys.61.1>.
- [18] Jerome Martin. “Everything you always wanted to know about the cosmological constant problem (but were afraid to ask)”. In: *Comptes Rendus Physique* 13.6-7 (2012), pp. 566–665.
- [19] G V Bicknell. “Non-viability of gravitational theory based on a quadratic lagrangian”. In: *J. Phys. A: Math., Nucl. Gen.* Vol. 7, No. 9 (1974).
- [20] Antonio De Felice and Shinji Tsujikawa. “f(R) theories”. In: *Living Rev. Rel.* 13 (2010), p. 3. DOI: [10.12942/lrr-2010-3](https://doi.org/10.12942/lrr-2010-3). arXiv: [1002.4928](https://arxiv.org/abs/1002.4928) [[gr-qc](https://arxiv.org/abs/1002.4928)].
- [21] Salvatore Capozziello and Mariafelicia De Laurentis. “Extended Theories of Gravity”. In: *Phys. Rept.* 509 (2011), pp. 167–321. DOI: [10.1016/j.physrep.2011.09.003](https://doi.org/10.1016/j.physrep.2011.09.003). arXiv: [1108.6266](https://arxiv.org/abs/1108.6266) [[gr-qc](https://arxiv.org/abs/1108.6266)].
- [22] S. Nojiri, S. D. Odintsov, and V. K. Oikonomou. “Modified Gravity Theories on a Nutshell: Inflation, Bounce and Late-time Evolution”. In: *Phys. Rept.* 692 (2017), pp. 1–104. DOI: [10.1016/j.physrep.2017.06.001](https://doi.org/10.1016/j.physrep.2017.06.001). arXiv: [1705.11098](https://arxiv.org/abs/1705.11098) [[gr-qc](https://arxiv.org/abs/1705.11098)].
- [23] T. Poston and I. Stewart. *Catastrophe Theory and Its Applications*. Dover Books on Mathematics. Dover Publications, 1996. ISBN: 9780486692715. URL: <https://books.google.com.br/books?id=5d416KzbB0kC>.
- [24] E. Poisson. *A Relativist’s Toolkit: The Mathematics of Black-Hole Mechanics*. Cambridge University Press, 2004. ISBN: 9781139451994. URL: [https://books.google.com.co/books?id=bk2XEgz%5C\\_ML4C](https://books.google.com.co/books?id=bk2XEgz%5C_ML4C).
- [25] G. W. Gibbons and S. W. Hawking. “Action integrals and partition functions in quantum gravity”. In: *Phys. Rev. D* 15 (10 May 1977), pp. 2752–2756. DOI: [10.1103/PhysRevD.15.2752](https://doi.org/10.1103/PhysRevD.15.2752). URL: <https://link.aps.org/doi/10.1103/PhysRevD.15.2752>.

- [26] R. D’Inverno and L.F.M.S.R. D’Inverno. *Introducing Einstein’s Relativity*. Comparative Pathobiology - Studies in the Postmodern Theory of Education. Clarendon Press, 1992. ISBN: 9780198596868. URL: <https://books.google.com.co/books?id=isdsCAAAQBAJ>.
- [27] Robert M. Wald. *General Relativity*. Chicago, USA: Chicago Univ. Pr., 1984. DOI: [10.7208/chicago/9780226870373.001.0001](https://doi.org/10.7208/chicago/9780226870373.001.0001).
- [28] Albert Einstein. “Kosmologische Betrachtungen zur allgemeinen Relativitätstheorie”. In: *Sitzungsberichte der Königlich Preussischen Akademie der Wissenschaften (Berlin)* (Jan. 1917), pp. 142–152.
- [29] R.C. Tolman. *b. Letter to Albert Einstein. September 14th, Albert Einstein Archive. 23-31*. 1931.
- [30] Salvatore Capozziello, Ruchika, and Anjan A Sen. “Model-independent constraints on dark energy evolution from low-redshift observations”. In: *Monthly Notices of the Royal Astronomical Society* 484.4 (Jan. 2019), pp. 4484–4494. ISSN: 0035-8711. DOI: [10.1093/mnras/stz176](https://doi.org/10.1093/mnras/stz176). eprint: <http://oup.prod.sis.lan/mnras/article-pdf/484/4/4484/27765567/stz176.pdf>. URL: <https://doi.org/10.1093/mnras/stz176>.
- [31] G. Hinshaw et al. “Nine-year Wilkinson Microwave Anisotropy Probe (WMAP) Observations: Cosmological Parameter Results”. In: *The Astrophysical Journal Supplement Series* 208.2, 19 (Oct. 2013), p. 19. DOI: [10.1088/0067-0049/208/2/19](https://doi.org/10.1088/0067-0049/208/2/19). arXiv: [1212.5226](https://arxiv.org/abs/1212.5226) [astro-ph.CO].
- [32] P. A. R. Ade et al. “Planck 2015 results. XIII. Cosmological parameters”. In: *Astron. Astrophys.* 594 (2016), A13. DOI: [10.1051/0004-6361/201525830](https://doi.org/10.1051/0004-6361/201525830). arXiv: [1502.01589](https://arxiv.org/abs/1502.01589) [astro-ph.CO].
- [33] Surhud More et al. “The Weak Lensing Signal and the Clustering of BOSS Galaxies. II. Astrophysical and Cosmological Constraints”. In: *Astrophys. J.* 806.1, 2 (June 2015), p. 2. DOI: [10.1088/0004-637X/806/1/2](https://doi.org/10.1088/0004-637X/806/1/2). arXiv: [1407.1856](https://arxiv.org/abs/1407.1856) [astro-ph.CO].
- [34] S. Bocquet et al. “Cluster Cosmology Constraints from the 2500 deg<sup>2</sup> SPT-SZ Survey: Inclusion of Weak Gravitational Lensing Data from Magellan and the Hubble Space Telescope”. In: *Astrophys. J.* 878.1 (2019), p. 55. DOI: [10.3847/1538-4357/ab1f10](https://doi.org/10.3847/1538-4357/ab1f10). arXiv: [1812.01679](https://arxiv.org/abs/1812.01679) [astro-ph.CO].
- [35] Guido Risaliti and Elisabeta Lusso. “Cosmological constraints from the Hubble diagram of quasars at high redshifts”. In: *Nat. Astron.* 3.3 (2019), pp. 272–277. DOI: [10.1038/s41550-018-0657-z](https://doi.org/10.1038/s41550-018-0657-z). arXiv: [1811.02590](https://arxiv.org/abs/1811.02590) [astro-ph.CO].

- [36] Adam G. Riess et al. “Milky Way Cepheid Standards for Measuring Cosmic Distances and Application to Gaia DR2: Implications for the Hubble Constant”. In: *Astrophys. J.* 861.2 (2018), p. 126. DOI: [10.3847/1538-4357/aac82e](https://doi.org/10.3847/1538-4357/aac82e). arXiv: [1804.10655](https://arxiv.org/abs/1804.10655) [[astro-ph.CO](#)].
- [37] Andrew R Liddle and David H Lyth. *Cosmological inflation and large-scale structure*. Cambridge university press, 2000.
- [38] Howard Georgi and Sheldon L Glashow. “Unity of all elementary-particle forces”. In: *Physical Review Letters* 32.8 (1974), p. 438.
- [39] Jogesh C. Pati and Abdus Salam. “Lepton number as the fourth ”color””. In: *Phys. Rev. D* 10 (1 July 1974), pp. 275–289. DOI: [10.1103/PhysRevD.10.275](https://doi.org/10.1103/PhysRevD.10.275). URL: <https://link.aps.org/doi/10.1103/PhysRevD.10.275>.
- [40] Carol C Linder. *Particle physics and inflationary cosmology*. Vol. 5. CRC press, 1990.
- [41] Gerard ’t Hooft. “Magnetic Monopoles in Unified Gauge Theories”. In: *Nucl. Phys.* B79 (1974). [,291(1974)], pp. 276–284. DOI: [10.1016/0550-3213\(74\)90486-6](https://doi.org/10.1016/0550-3213(74)90486-6).
- [42] Alexander M. Polyakov. “Particle Spectrum in the Quantum Field Theory”. In: *JETP Lett.* 20 (1974). [,300(1974)], pp. 194–195.
- [43] Eugene N. Parker. “The Origin of Magnetic Fields”. In: *Astrophys. J.* 160 (1970), p. 383. DOI: [10.1086/150442](https://doi.org/10.1086/150442).
- [44] B. Ryden. *Introduction to Cosmology*. Cambridge University Press, 2017. ISBN: 9781107154834. URL: <https://books.google.com.co/books?id=07WSDQAAQBAJ>.
- [45] David H. Lyth. “Introduction to cosmology”. In: *Proceedings, Summer School in High-energy physics and cosmology: Trieste, Italy, June 14-July 30, 1993*. 1993, pp. 0069–136. arXiv: [astro-ph/9312022](https://arxiv.org/abs/astro-ph/9312022) [[astro-ph](#)].
- [46] Yeinzon Rodriguez. “The Origin of the large-scale structure in the Universe: Theoretical and statistical aspects”. PhD thesis. Lancaster U., 2005. arXiv: [astro-ph/0507701](https://arxiv.org/abs/astro-ph/0507701) [[astro-ph](#)].
- [47] Daniel Baumann. “Inflation”. In: *Theoretical Advanced Study Institute in Elementary Particle Physics: Physics of the Large and the Small*. 2011, pp. 523–686. DOI: [10.1142/9789814327183\\_0010](https://doi.org/10.1142/9789814327183_0010). arXiv: [0907.5424](https://arxiv.org/abs/0907.5424) [[hep-th](#)].
- [48] William H Kinney. “TASI lectures on inflation”. In: *arXiv preprint arXiv:0902.1529* (2009).
- [49] David H. Lyth, Karim A. Malik, and Misao Sasaki. “A General proof of the conservation of the curvature perturbation”. In: *JCAP* 0505 (2005), p. 004. DOI: [10.1088/1475-7516/2005/05/004](https://doi.org/10.1088/1475-7516/2005/05/004). arXiv: [astro-ph/0411220](https://arxiv.org/abs/astro-ph/0411220) [[astro-ph](#)].

- [50] G. I. Rigopoulos and E. P. S. Shellard. “The separate universe approach and the evolution of nonlinear superhorizon cosmological perturbations”. In: *Phys. Rev. D* 68 (2003), p. 123518. DOI: [10.1103/PhysRevD.68.123518](https://doi.org/10.1103/PhysRevD.68.123518). arXiv: [astro-ph/0306620](https://arxiv.org/abs/astro-ph/0306620) [astro-ph].
- [51] David Wands et al. “A New approach to the evolution of cosmological perturbations on large scales”. In: *Phys. Rev. D* 62 (2000), p. 043527. DOI: [10.1103/PhysRevD.62.043527](https://doi.org/10.1103/PhysRevD.62.043527). arXiv: [astro-ph/0003278](https://arxiv.org/abs/astro-ph/0003278) [astro-ph].
- [52] G. F. Smoot et al. “Structure in the COBE Differential Microwave Radiometer First-Year Maps”. In: *The Astrophysical Journal Letters* 396 (Sept. 1992), p. L1. DOI: [10.1086/186504](https://doi.org/10.1086/186504).
- [53] Wolfram Research. *Mathematica 11.0*. Champaign, Illinois, 2016.
- [54] Alejandro Guarnizo, Leonardo Castaneda, and Juan M. Tejeiro. “Boundary Term in Metric  $f(R)$  Gravity: Field Equations in the Metric Formalism”. In: *Gen. Rel. Grav.* 42 (2010), pp. 2713–2728. DOI: [10.1007/s10714-010-1012-6](https://doi.org/10.1007/s10714-010-1012-6). arXiv: [1002.0617](https://arxiv.org/abs/1002.0617) [gr-qc].
- [55] Ethan Dyer and Kurt Hinterbichler. “Boundary Terms, Variational Principles and Higher Derivative Modified Gravity”. In: *Phys. Rev. D* 79 (2009), p. 024028. DOI: [10.1103/PhysRevD.79.024028](https://doi.org/10.1103/PhysRevD.79.024028). arXiv: [0809.4033](https://arxiv.org/abs/0809.4033) [gr-qc].
- [56] M. S. Madsen and John D. Barrow. “De Sitter Ground States and Boundary Terms in Generalized Gravity”. In: *Nucl. Phys. B* 323 (1989), pp. 242–252. DOI: [10.1016/0550-3213\(89\)90596-8](https://doi.org/10.1016/0550-3213(89)90596-8).
- [57] Charles W Misner, Kip S Thorne, and John Archibald Wheeler. *Gravitation*. Princeton University Press, 2017.
- [58] Thomas P. Sotiriou. “Modified Actions for Gravity: Theory and Phenomenology”. PhD thesis. SISSA, Trieste, 2007. arXiv: [0710.4438](https://arxiv.org/abs/0710.4438) [gr-qc]. URL: <http://hdl.handle.net/1963/5273>.
- [59] A Papapetrou and John Stachel. “A new Lagrangian for the vacuum Einstein equations and its tetrad form”. In: *General relativity and Gravitation* 9.12 (1978), pp. 1075–1087.
- [60] G. Kunstatter. “Palatini variation of a generalized Einstein Lagrangian”. In: *General Relativity and Gravitation* 12.5 (May 1980), pp. 373–378. ISSN: 1572-9532. DOI: [10.1007/BF00764475](https://doi.org/10.1007/BF00764475). URL: <https://doi.org/10.1007/BF00764475>.
- [61] Michael Tsamparlis. “On the Palatini method of variation”. In: *Journal of Mathematical Physics* 19.3 (1978), pp. 555–557.



- [62] Thomas P. Sotiriou and Stefano Liberati. “Metric-affine  $f(R)$  theories of gravity”. In: *Annals Phys.* 322 (2007), pp. 935–966. DOI: [10.1016/j.aop.2006.06.002](https://doi.org/10.1016/j.aop.2006.06.002). arXiv: [gr-qc/0604006](https://arxiv.org/abs/gr-qc/0604006) [gr-qc].
- [63] M Ferraris, M Francaviglia, and G Magnano. “Do non-linear metric theories of gravitation really exist?” In: *Classical and Quantum Gravity* 5.6 (June 1988), pp. L95–L99. DOI: [10.1088/0264-9381/5/6/002](https://doi.org/10.1088/0264-9381/5/6/002). URL: <https://doi.org/10.1088/0264-9381/5/6/002>.
- [64] Guido Magnano and Leszek M. Sokolowski. “On physical equivalence between nonlinear gravity theories and a general relativistic selfgravitating scalar field”. In: *Phys. Rev. D* 50 (1994), pp. 5039–5059. DOI: [10.1103/PhysRevD.50.5039](https://doi.org/10.1103/PhysRevD.50.5039). arXiv: [gr-qc/9312008](https://arxiv.org/abs/gr-qc/9312008) [gr-qc].
- [65] H.B. Callen et al. *Thermodynamics and an Introduction to Thermostatistics*. Wiley, 1985. ISBN: 9780471862567. URL: <https://books.google.com.co/books?id=XJORAQAIAAJ>.
- [66] A Einstein. “Postcard to Hermann Weyl, May 23rd. CPAE 14 (Doc. 40). Einstein, A. 1931. Zum kosmologischen Problem der allgemeinen Relativitätstheorie”. In: *Sitz. König. Preuss. Akad* (1923), pp. 235–237.
- [67] Arthur Stanley Eddington. *The mathematical theory of relativity*. The University Press, 1923.
- [68] G. Magnano, M. Ferraris, and M. Francaviglia. “Nonlinear gravitational Lagrangians”. In: *General Relativity and Gravitation* 19.5 (May 1987), pp. 465–479. ISSN: 1572-9532. DOI: [10.1007/BF00760651](https://doi.org/10.1007/BF00760651). URL: <https://doi.org/10.1007/BF00760651>.
- [69] Thomas P. Sotiriou and Valerio Faraoni. “ $f(R)$  Theories Of Gravity”. In: *Rev. Mod. Phys.* 82 (2010), pp. 451–497. DOI: [10.1103/RevModPhys.82.451](https://doi.org/10.1103/RevModPhys.82.451). arXiv: [0805.1726](https://arxiv.org/abs/0805.1726) [gr-qc].
- [70] Hayato Motohashi and Alexei A. Starobinsky. “ $f(R)$  constant-roll inflation”. In: *Eur. Phys. J. C* 77.8 (2017), p. 538. DOI: [10.1140/epjc/s10052-017-5109-x](https://doi.org/10.1140/epjc/s10052-017-5109-x). arXiv: [1704.08188](https://arxiv.org/abs/1704.08188) [astro-ph.CO].
- [71] Alexis Claude Clairaut. “Solution de plusieurs problems”. In: *Histoire de l’Académie royale de Sciences, Paris (1734)* (1934), pp. 196–215.
- [72] Charles Kittel and Herbert Kroemer. *Thermal physics*. Vol. 9690. Wiley New York, 1970.
- [73] David C Johnston. “Thermodynamic properties of the van der Waals fluid”. In: *arXiv preprint arXiv:1402.1205* (2014).
- [74] Johannes Diderik Van der Waals. *Over de Continuïteit van den Gas-en Vloeïstoftoestand*. Vol. 1. Sijthoff, 1873.

- [75] Shin'ichi Nojiri. "Dark energy and modified gravities". In: *TSPU Bulletin* 44N7 (2004), pp. 49–57. arXiv: [hep-th/0407099 \[hep-th\]](#).
- [76] Shant Baghram, Marzieh Farhang, and Sohrab Rahvar. "Modified gravity with  $f(R) = \text{square root of } R^{**} - R^{**2}(0)$ ". In: *Phys. Rev. D* 75 (2007), p. 044024. DOI: [10.1103/PhysRevD.75.044024](#). arXiv: [astro-ph/0701013 \[astro-ph\]](#).
- [77] H.B. Callen. *Thermodynamics and an Introduction to Thermostatistics*. Wiley & Sons, 2<sup>nd</sup> Edition, 1985. ISBN: 9780471862567.
- [78] Andrei D. Linde. "Inflationary Cosmology". In: *Lect. Notes Phys.* 738 (2008), pp. 1–54. DOI: [10.1007/978-3-540-74353-8\\_1](#). arXiv: [0705.0164 \[hep-th\]](#).
- [79] Julien Grain and Vincent Vennin. "Stochastic inflation in phase space: is slow roll a stochastic attractor?" In: *Journal of Cosmology and Astroparticle Physics* 2017.05 (May 2017), pp. 045–045. DOI: [10.1088/1475-7516/2017/05/045](#). URL: <https://doi.org/10.1088/1475-7516/2017/05/045>.
- [80] Brian P Dolan. "The cosmological constant and black-hole thermodynamic potentials". In: *Classical and Quantum Gravity* 28.12 (May 2011), p. 125020. DOI: [10.1088/0264-9381/28/12/125020](#). URL: <https://doi.org/10.1088/0264-9381/28/12/125020>.
- [81] P.T. Saunders. *An Introduction to Catastrophe Theory*. Cambridge University Press, 1980. ISBN: 9780521297820. URL: <https://books.google.com.br/books?id=irVpz0yJ0gIC>.
- [82] Philippe Chomaz, Maria Colonna, and Jørgen Randrup. "Nuclear spinodal fragmentation". In: *Physics Reports* 389.5 (2004), pp. 263–440. ISSN: 0370-1573. DOI: <https://doi.org/10.1016/j.physrep.2003.09.006>. URL: <http://www.sciencedirect.com/science/article/pii/S0370157303003934>.
- [83] Rouzbeh Allahverdi et al. "Reheating in Inflationary Cosmology: Theory and Applications". In: *Annual Review of Nuclear and Particle Science* 60.1 (2010), pp. 27–51.
- [84] Eckehard W Mielke, Fjodor V Kusmartsev, and Franz E Schunck. "Inflation, bifurcations of nonlinear curvature Lagrangians and dark energy". In: *The Eleventh Marcel Grossmann Meeting: On Recent Developments in Theoretical and Experimental General Relativity, Gravitation and Relativistic Field Theories (In 3 Volumes)*. World Scientific, 2008, pp. 824–843.
- [85] Alexei A. Starobinsky. "Disappearing cosmological constant in  $f(R)$  gravity". In: *JETP Lett.* 86 (2007), pp. 157–163. DOI: [10.1134/S0021364007150027](#). arXiv: [0706.2041 \[astro-ph\]](#).

- 
- [86] C.D. Peralta and S.E. Jorás. “Thermodynamics of  $f(R)$  Theories of Gravity”. In: *JCAP* 06 (2020), p. 053. DOI: [10.1088/1475-7516/2020/06/053](https://doi.org/10.1088/1475-7516/2020/06/053). arXiv: [1911.04830](https://arxiv.org/abs/1911.04830) [[gr-qc](#)].
- [87] Jerome Martin, Christophe Ringeval, and Vincent Vennin. “Encyclopædia Inflationaris”. In: *Phys. Dark Univ.* 5-6 (2014), pp. 75–235. DOI: [10.1016/j.dark.2014.01.003](https://doi.org/10.1016/j.dark.2014.01.003). arXiv: [1303.3787](https://arxiv.org/abs/1303.3787) [[astro-ph.CO](#)].