

International Journal of Modern Physics E  
© World Scientific Publishing Company

## Isvector pair correlations in analytically solvable models

G. Nikoghosyan, A. Balabekyan  
*Yerevan State University, 375049 Yerevan, Armenia*

E.A. Kolganova, R.V. Jolos\*  
*Bogoliubov Laboratory of Nuclear Physics  
Joint Institute for Nuclear Research, 141980 Dubna, Russia,  
Dubna State University, 141982 Dubna, Russia  
\*jolos@theor.jinr.ru*

D.A. Sazonov  
*Dubna State University, 141982 Dubna, Russia*

The eigensolutions of the collective Hamiltonian with different potentials suggested for description of the isovector pair correlations are obtained, analyzed and compared with the experimental energies. It is shown that the isovector pair correlations in nuclei around  $^{56}\text{Ni}$  can be described as anharmonic pairing vibrations. The results obtained indicate the presence of the  $\alpha$ -particle type correlations in these nuclei and the existence of the interaction different from isovector pairing which also influences on the isospin dependence of the energies.

*Keywords:* isovector pairing; collective Hamiltonian; isospin.

PACS numbers: 21.10.-k, 21.10.Dr, 21.60.Ev

### 1. Introduction

Pair correlations of nucleons in atomic nuclei play an important role in description of their properties.<sup>1-4</sup> In heavy nuclei where protons and neutrons occupy single particle states belonging to different shells, pair correlations are considered as acting among nucleons of the same kind. In nuclei close to the magic ones static limit of the pair correlations is not achieved. In this case ground states of the neighboring nuclei form pairing vibrational bands.<sup>5</sup> With increase of the number of valence nucleons the limit of the static pair correlations is realized. In this limit ground states of the neighboring even-even nuclei form pairing rotational bands.<sup>5</sup> There is a transitional region between these two limits where the phase transition from one type of pairing excitations to the other one takes place.<sup>6</sup>

\*Corresponding author

2 *G. Nikoghosyan et al.*

In the case of the relatively light nuclei with  $N \approx Z$  it is necessary to consider not only neutron-neutron and proton-proton but also neutron-proton pair correlations. In other words, isospin quantum number should be taken into account. In principle, both isovector  $T = 1$  and isoscalar  $T = 0$  pair correlations can take place. However, since there are no clear indications on the presence of the isoscalar pair correlations (see, however,<sup>7-9</sup>) we consider below only isovector pairing and their consequences.

Just after the introduction of the concept of the collective pair excitations the collective Hamiltonian has been constructed to treat the isovector pair excitations. In<sup>10</sup> it was done by analogy with the Bohr collective Hamiltonian for description of the quadrupole collective motion. In<sup>11</sup> it was done by treating isovector pair correlations applying boson representation technique.

The aim of the present paper is to obtain and analyze the solutions of the collective Hamiltonian for isovector pairing obtained with different collective potentials which include all physical situations from pairing vibrational to pairing rotational limits and allow to consider a transitional region. The results of calculations allow to make a conclusion about the character of the collective pairing motion in these nuclei.

## 2. Collective Hamiltonian for description of the isovector monopole pairing

There are two collective modes, namely, pairing addition and pairing removal modes needed to describe pair correlations in nuclei.<sup>5</sup> Each of them is characterized by three projections of isospin corresponding to neutron-neutron, proton-proton and neutron-proton correlated pairs. Thus, in total there are six collective variables. They can be presented by the complex isovector  $z_{1\mu}$  ( $\mu = 0, \pm 1$ ). It was suggested in<sup>10</sup> to separate in  $z_{1\mu}$  the variables related to isospin invariance and gauge invariance

$$z_{1\mu}^+ = \Delta \exp(-i\phi) \left( D_{\mu 0}^1(\psi_1, \psi_2, \psi_3) \cos \theta + \frac{1}{\sqrt{2}} (D_{\mu 1}^1(\psi_1, \psi_2, \psi_3) + D_{\mu -1}^1(\psi_1, \psi_2, \psi_3)) \sin \theta \right). \quad (1)$$

Here  $D_{\mu 1}^1(\psi_k, \psi_2, \psi_3)$  is the Wigner function and  $\psi_1, \psi_2, \psi_3$  are Euler angles in isospace. The angle  $\phi$  is conjugate to the operator of the number of the nucleon pairs  $\hat{N} = -i\partial/\partial\phi$  added or removed from the basic nucleus. The variable  $\Delta$  characterizes a strength of the pair correlations and  $\theta$  describes isospin structure of the pair correlations in the intrinsic frame. The collective coordinates can be presented also in terms of the boson creation and annihilation operators

$$z_{1\mu}^+ = \frac{1}{\sqrt{2}} (\beta_{1\mu}^+(+) + (-1)^{1-\mu} \beta_{1-\mu}^(-)), \quad (2)$$

where  $\beta_{1\mu}^+(+)$  and  $\beta_{1-\mu}^(-)$  correspond to addition and removal modes, respectively.

Written in terms of the collective coordinates the collective Hamiltonian takes the form<sup>10, 11</sup>

$$\hat{H} = \frac{1}{2B} \left( -\frac{1}{\Delta^5} \frac{\partial}{\partial \Delta} \Delta^5 \frac{\partial}{\partial \Delta} - \frac{1}{\Delta^2 \sin 4\theta} \frac{\partial}{\partial \theta} \sin 4\theta \frac{\partial}{\partial \theta} \right) + \frac{1}{\Delta^2} \left( \frac{\hat{T}_x^2}{\cos^2 2\theta} + \frac{\hat{T}_y^2}{\cos^2 \theta} + \frac{\hat{T}_z^2}{\sin^2 \theta} + \frac{2 \sin 2\theta}{\cos^2 2\theta} \hat{N} \hat{T}_x + \frac{\hat{N}^2}{\cos^2 2\theta} \right) + V(\Delta^2, \Delta^4 \cos^2 2\theta). \quad (3)$$

Here  $\hat{T}_{x,y,z}$  is isospin projection operator. It is shown in<sup>10</sup> that the angles  $\theta$  and  $\phi$  vary in the limits  $0 \leq \theta \leq \frac{\pi}{4}$  and  $0 \leq \phi \leq \pi$ . The volume element is

$$d\tau = \frac{1}{4} \Delta^5 |\sin 4\theta| d\Omega d\phi d\theta d\Delta. \quad (4)$$

The operator

$$\hat{\Lambda}^2 = -\frac{1}{\sin 4\theta} \frac{\partial}{\partial \theta} \sin 4\theta \frac{\partial}{\partial \theta} + \frac{\hat{T}_x^2}{\cos^2 2\theta} + \frac{\hat{T}_y^2}{\cos^2 \theta} + \frac{\hat{T}_z^2}{\sin^2 \theta} + \frac{2 \sin 2\theta}{\cos^2 2\theta} \hat{N} \hat{T}_x + \frac{\hat{N}^2}{\cos^2 2\theta} \quad (5)$$

depends only on the angle variables and is an analog of the corresponding operator of the Bohr Hamiltonian for the quadrupole mode.<sup>12</sup> Its eigenfunctions are

$$\hat{\Lambda}^2 \Phi_{T_z}^{T,N,\lambda}(\theta, \phi, \vec{\psi}) = \lambda(\lambda + 4) \Phi_{T_z}^{T,N,\lambda}(\theta, \phi, \vec{\psi}), \quad (6)$$

where  $\lambda$  is the number of the added and removed bosons which are not coupled to zero isospin. Thus,  $\lambda$  in the same nucleus is changed by two units.

It was shown in<sup>11</sup> that the collective potential can be presented as

$$V = V_0(\Delta^2) + A\Delta^4 \left(1 - \frac{1}{2} \cos^2 2\theta\right), \quad (7)$$

where  $A$  is positive. Thus the potential has a minimum at  $\theta=0$ .

Below, following the analogy with consideration of critical symmetries in nuclear structure physics related to collective quadrupole excitations<sup>13-15</sup> we will consider only those cases where dynamic variables  $\Delta$  and  $\theta$  can be separated in the collective Hamiltonian.

We will consider below two cases distinguished by the character of a  $\theta$ -dependence of the potential. In the first case, we assume that potential has a deep minimum at  $\theta=0$ . In the second case, we assume that potential does not depend on  $\theta$ . Concerning  $\Delta$ -dependence we will consider two limiting cases: harmonic oscillator and a potential with very deep and narrow minimum at  $\Delta = \Delta_0 \neq 0$ , and additionally two intermediate cases: square well potential and Davidson potential.<sup>16, 17</sup>

### 3. Analytically solvable models

#### 3.1. Harmonic oscillator

In this case  $V(\Delta^2) = \frac{1}{2}C\Delta^2$ . The total wave function is factorized in two multipliers

$$\Psi = \Phi_{T_z}^{TN\lambda}(\theta, \phi, \vec{\psi}) g_{n\lambda}(\Delta^2), \quad (8)$$

4 *G. Nikoghosyan et al.*

where  $\Phi_{T_z}^{TN\lambda}$  is introduced in (6) and  $g_{n\lambda}(\Delta^2)$  is a solution of the following equation

$$\left( \frac{1}{2B} \left( -\frac{1}{\Delta^5} \frac{\partial}{\partial \Delta} \Delta^5 \frac{\partial}{\partial \Delta} + \frac{\lambda(\lambda+4)}{\Delta^2} \right) + \frac{1}{2} C \Delta^2 \right) g_{n\lambda}(\Delta^2) = E g_{n\lambda}(\Delta^2) \quad (9)$$

Thus,

$$g_{n\lambda}(\Delta^2) = \mathcal{N}_{n\lambda} \exp \left( -\frac{1}{2} \sqrt{BC} \Delta^2 \right) \left( (BC)^{1/4} \Delta \right)^\lambda L_n^{(\lambda+2)}(\sqrt{BC} \Delta^2) \quad (10)$$

and

$$E = \sqrt{\frac{C}{B}} (2n + \lambda + 3) \quad (11)$$

The ground state of the basic nucleus is determined by  $n=0$  and  $\lambda=0$ . The first excited multiplet consists in the states with  $n=0, \lambda=2$  and  $n=1, \lambda=0$ . The ground state of the nucleus with two nucleons more than in the basic one is characterized by  $n=0, \lambda=1$  and so on.

### 3.2. *Limit of the pairing and isospin rotations. Static pair correlations.*

If the potential energy has a deep and narrow minimum at  $\theta=0$  and  $\Delta = \Delta_0 \neq 0$ , the wave function of the low-energy pairing- and isospin - rotational states take the form

$$\Psi_{NTT_z} = \sqrt{\frac{2T+1}{8\pi^2}} \exp(iN\phi) D_{T_z 0}^T(\vec{\psi}) \exp \left( -\frac{1}{2} \frac{\theta^2}{\theta_{00}^2} \right) \exp \left( -\frac{1}{2} \frac{(\Delta - \Delta_0)^2}{\Delta_{00}^2} \right), \quad (12)$$

and the excitation energies are

$$E_{NT} = \frac{T(T+1) + N^2}{2B\Delta_0^2}. \quad (13)$$

The excited states corresponding to the vibrations of  $\theta$  and  $\Delta$  around their equilibrium values have higher excitation energies.

### 3.3. *Infinitely deep square well potential*

We assume that the collective potential as a function of  $\theta$  has a deep and narrow minimum at  $\theta=0$  and  $V(\Delta)$  has a form of the square well potential

$$V(\Delta) = \begin{cases} 0, & \Delta \leq \Delta_l \\ \infty, & \Delta > \Delta_l \end{cases} \quad (14)$$

We consider below only those cases when there are no excitations of  $\theta$ -vibrations. Then the  $\Delta$ -dependent part of the total wave function satisfies to the following equation

$$\left( -\frac{1}{2B} \frac{1}{\Delta^5} \frac{\partial}{\partial \Delta} \Delta^5 \frac{\partial}{\partial \Delta} + \frac{T(T+1) + N^2}{2B\Delta^2} \right) \psi(\Delta) = E \psi(\Delta) \quad (15)$$

with boundary condition  $\psi(\Delta_l)=0$ . The solution of the eigenvalue problem is the following:

$$\psi(\Delta) = \frac{1}{\Delta^2} J_\nu \left( x_{nTN} \frac{\Delta}{\Delta_l} \right),$$

$$E = \frac{x_{nTN}^2}{2B\Delta_l^2}. \quad (16)$$

Here  $J_\nu$  is Bessel function,  $\nu = \sqrt{T(T+1) + N^2 + 4}$ ,  $x_{nTN}$  is the zeroes of the Bessel function, and index  $n$  numbers the zeroes of the Bessel function.

In the case when potential does not depend on  $\theta$  and its  $\Delta$ -dependence is described by (14) the  $\Delta$ -dependent part of the total wave function satisfies to the following equation

$$\left( -\frac{1}{2B} \frac{1}{\Delta^5} \frac{\partial}{\partial \Delta} \Delta^5 \frac{\partial}{\partial \Delta} + \frac{\lambda(\lambda+4)}{2B\Delta^2} \right) \psi(\Delta) = E\psi(\Delta), \quad (17)$$

with the former boundary condition  $\psi(\Delta_l)=0$ . Then

$$\psi(\Delta) = \frac{1}{\Delta^2} J_\nu(x_{n\lambda} \frac{\Delta}{\Delta_l}) \quad (18)$$

and

$$E = x_{n\lambda}^2 \frac{1}{2B\Delta_l^2}. \quad (19)$$

In (16)  $\nu = \lambda + 2$  and  $x_{n\lambda}$  is zeroes of the Bessel function.

### 3.4. Davidson potential

In this subsection we consider a case when  $\Delta$ -dependence of the potential is taken in the form of Davidson potential:

$$V(\Delta) = \frac{1}{2}C \left( \frac{\Delta_0^4}{\Delta^2} + \Delta^2 \right) \quad (20)$$

In the case when potential as a function of  $\theta$  has a very deep and narrow minimum, the  $\Delta$ -dependent part of the total wave function satisfies to the following equation

$$\left( -\frac{1}{2B} \frac{1}{\Delta^5} \frac{\partial}{\partial \Delta} \Delta^5 \frac{\partial}{\partial \Delta} + \frac{T(T+1) + N^2 + BC\Delta_0^4}{2B\Delta^2} \right) \psi(\Delta) = E\psi(\Delta), \quad (21)$$

The solution of the eigenvalue problem is the following

$$\psi(\Delta) = \exp \left( -\frac{1}{2} \sqrt{BC} \Delta^2 \right) \left( (BC)^{1/4} \Delta \right)^\alpha L_n^{\alpha+2} \left( \sqrt{BC} \Delta^2 \right),$$

$$E_{T,N,n} = \sqrt{\frac{C}{B}} \left( 2n + \sqrt{T(T+1) + N^2 + \rho_0^4 + 4 + 1} \right), \quad (22)$$

where

$$\rho_0 = (BC)^{1/4} \Delta_0,$$

$$\alpha = \sqrt{T(T+1) + N^2 + \rho_0^4 + 4 - 2}. \quad (23)$$

6 *G. Nikoghosyan et al.*

Varying  $\rho_0$  we can investigate a transition region between pairing vibrational and pairing rotational limits. In the limit of very large  $\rho_0$  we obtain from (23) that

$$E \approx \sqrt{\frac{C}{B}}(2n+1) + C\Delta_0^2 + \frac{2}{B\Delta_0^2} + \frac{T(T+1) + N^2}{2B\Delta_0^2}. \quad (24)$$

The excitation energies are given by the expression

$$E^* = \frac{T(T+1) + N^2}{2B\Delta_0^2} + 2\sqrt{\frac{C}{B}}n. \quad (25)$$

Thus, the low-lying states are the pairing and isospin rotational excitations and (25) coincides with the result given in (13).

If we consider a case of  $\theta$ -independent potential we obtain the following expression for the energy

$$E_{\lambda,n} = \frac{C}{B}(2n + \sqrt{(\lambda+2)^2 + \rho_0^4} + 1). \quad (26)$$

which coincide with the result obtained in (11) in the limit of  $\rho_0 = 0$ .

#### 4. Comparison of the model results with the experimental data

To compare the results of calculations with the experimental data the experimental energies have to be reduced to quantities which can be directly compared with the model results. For this, we subtract from the empirical binding energies those contributions that are generated by the sources other than the isovector monopole pair correlations. For nuclei around the basic nucleus with  $A = A_0$  and  $Z = Z_0$  we define the quantity

$$E(A, Z) = -(B_{exp}(A, Z) - B_{LD}(A, Z)) + (B_{exp}(A_0, Z_0) - B_{LD}(A_0, Z_0)) \quad (27)$$

where  $B_{exp}(A, Z)$  is the experimental binding energy of the nucleus with mass number  $A$  and charge  $Z$ . The quantity  $B_{LD}(A, Z)$  is defined by the liquid drop mass formula without symmetry energy and the pairing energy terms

$$B_{LD}(A, Z) = a_v A - a_s A^{2/3} - a_c \frac{Z(Z-1)}{A^{1/3}}, \quad (28)$$

where  $a_v=15.75$  MeV,  $a_s=17.8$  MeV,  $a_c=0.711$  MeV. The symmetry energy term which can be presented as  $-4a_A T(T+1)/A$  contains dependence of the ground state energy on isospin. However, dependence of the nuclear binding energies on isospin is introduced also by the isovector pair correlations. This is the reason why we do not include in  $B_{LD}$  the symmetry energy term in order to see what part of the isospin dependence of the binding energy is contained in the isovector pair correlations. We do not subtract also the pairing energy term, which is usually presented as  $a_p/A^{1/2}$ , since we expect that isovector pairing forces reproduce this effect.

The results obtained in calculations with different choices of the potential are compared below with the experimental data for nuclei around  $^{56}\text{Ni}$ . Thus,  $^{56}\text{Ni}$  is our basic nucleus.

The results of calculations of the relative energies, i.e.  $(E(A, T) - E(A = 56, T = 0))$ , of the ground states of nuclei with the values of isospin from  $T=0$  to  $T=4$  and the experimental data are shown in Fig.1. The given results include only energies of the even-even nuclei with  $A \geq 56$ . The results of calculations are shown for the following variants of the collective potentials: potential with a deep minimum at  $\theta=0$  and  $\Delta$ -dependence described by the square well potential and potential with a deep minimum at  $\theta=0$  and  $\Delta$ -dependence described by Davidson potential with the parameter  $\rho_0=1$ . For each calculation variant and the experimental data energies are given in units  $(E(N = 1, T = 1) - E(N = 0, T = 0))$ , where  $N = (A - 56)/2$  is a number of the nucleon pairs added to the basic nucleus.

It is seen from Fig.1 that the results of the model calculations deviate the most from the experimental data for the states with  $T=0$ . Moreover, this deviation increases with increasing  $N$ . Probably, this indicates on the absence of the  $\alpha$ -particle type correlations<sup>18-21</sup> in the model Hamiltonian. The value of  $\rho_0$  in the case of calculation with Davidson potential is selected so as to achieve, if possible, a better description of the experimental data. In general, the results of calculations with Davidson potential at  $\rho_0=1$  are closer to the experimental data than calculations with the other potentials. However, deviations from the experimental data are noticeable. As it is seen in Fig.1, the energies of the states with  $T=1-4$  are weakly dependent on  $N$ , while the calculated energies of these states increase with  $N$ .

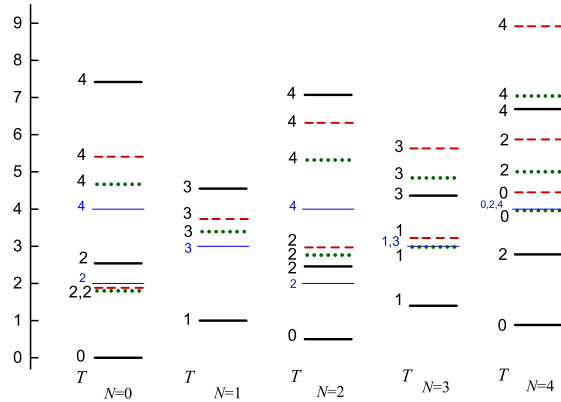


Fig. 1. Experimental and calculated relative energies of the ground states of even-even nuclei with different values of the isospin  $T$ : thick solid line (black) - experimental data, dashed line (red) - square well potential, dotted line (green) - Davidson potential with  $\rho_0=1$ , thin solid line (blue) - harmonic oscillator potential. Energies are given in units  $(E(N = 1, N = 1) - E(N = 0, T = 0))$ .

The results presented in Fig.1 include dependence of energies on both the mass number and isospin at a fixed mass number. The results for the energies of states with  $T = N$  obtained under different assumptions on the potential are presented in Fig.2. As shown in Fig.2, the calculations with Davidson potential at  $\rho_0=1$  are well

consistent with the experimental ones. Note, that both experimental and calculated energies shown in Fig.2 increase with  $N$  and  $T$  much slower than it should be in the rotational limit for both isospin and pairing rotations. In the case of Davidson potential, such a limit is reached at  $\rho_0 \gg 1$ . In this case, the energies of the states shown in Fig.2 are described by the following expression

$$E(N, T) = \frac{1}{3} (T(T + 1) + N^2) \quad (29)$$

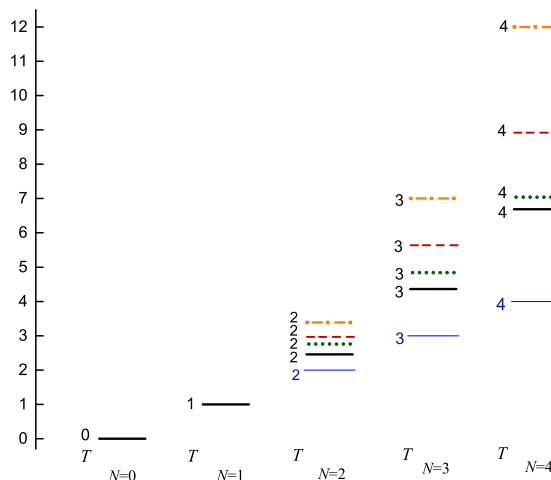


Fig. 2. Experimental and calculated relative energies of the ground states of even-even nuclei with isospin  $T = N$ . Thick solid line (black) - experimental data, dashed line (red) - square well potential, dotted line (green) - Davidson potential with  $\rho_0=1$ , dot-dashed line (orange) - Davidson potential with  $\rho_0 \rightarrow \infty$ , thin solid line (blue) - harmonic oscillator potential. Energies are given in units  $(E(N = 1, N = 1) - E(N = 0, T = 0))$ .

To separate the effects associated with a poor description of the energies of the lowest states with  $T = 0$  the energies of states with  $T = 1 - 4$  shown in Fig.3 are calculated from the energy of the state with  $T = 0$ . Only the states of the even-even nuclei are presented. It can be seen from Fig.3 that both the experimental and calculated energies of the states with  $T = 1 - 4$  gradually decrease with the grows of  $N$ . At the same time, the calculated energies qualitatively reproduce dependence on  $N$  of the experimental energies. Being counted from the energies of the states with  $T = 0$ , the calculated energies are smaller than the experimental ones. This indicates that the moment of inertia for the isospin rotations in the model Hamiltonian is significantly larger than the experimental one. Apparently, this reflects some effects not taken into account in the model with isovector pairing.

Another effect is illustrated in Fig.4, where along with the energies of the even-even nuclei the energies of the odd-odd ones are presented. The experimental energies and the energies calculated with the Hamiltonian (3) having a potential with



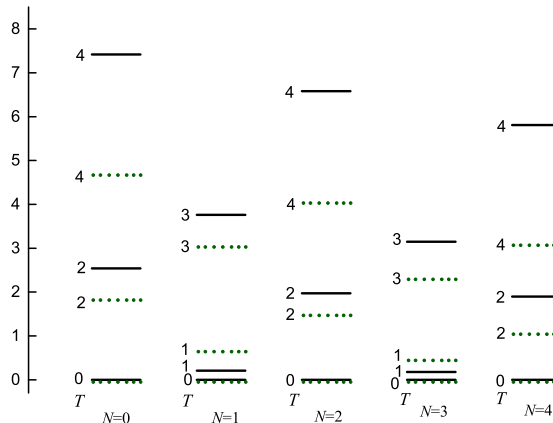


Fig. 3. Experimental and calculated relative energies of the ground states of even-even nuclei with different values of the isospin  $T$ . At all values of  $N$  energies are calculated from the energy of the state with  $T = 0$ . Thick solid line (black) - experimental data, dotted line (green) - Davidson potential with  $\rho_0=1$ . Energies are given in units  $(E(N = 1, T = 1) - E(N = 0, T = 0))$ .

deep and narrow minimum at  $\theta=0$  whose  $\Delta$ -dependence is described by Davidson potential with  $\rho_0 = 1$  are shown. In Fig.4, just as in Fig.3, energies are counted from the energy of the state with  $T = 0$  with the same  $N$ . As it is seen from (22) the eigenvalues of the Hamiltonian can be found for any set of  $N$  and  $T$ . It can be seen from Fig.4 that the experimental and calculated energies of the states with even  $T$ , which include states with  $T = 0$ , whose energies are fixed at zero, smoothly vary with  $N$ , while the experimental energies of the states with odd  $T$  show staggering. This irregularity in the isospin dependence of the experimental energies is also seen in the energy spectra at each value of  $N$ . In contrast to the behavior of the experimental energies, the calculated energies of the states with both even and odd  $T$  vary smoothly with  $N$ .

Consider this irregularity in details. As it is seen in Fig.4 at  $N = 0$ , states with  $T = 1$  and 2 are shifted in energy closer to each other forming a kind of a splitted multiplet. The states with  $T = 3$  and 4 are also shifted closer to each other but more separated from the states with  $T = 1$  and 2. Looking at the experimental spectra at  $N = 1$  we see a different picture. The state with  $T = 1$  is quite lower in energy compared to the states with  $T = 2$  and 3. States with  $T = 2$  and 3 are shifted closer to each other also forming a kind of a splitted multiplet. At the same time these states are quite separated in energy from the states with  $T = 4$ . The situation at  $N = 2$  is similar to that at  $N = 0$ , and the situation at  $N = 3$  is similar to that at  $N = 1$ .

This analysis leads us to the following interpretation of the staggering phenomenon demonstrated in Fig.4. The assumption of the presence of a deep minimum at  $\theta=0$  in the collective potential used in our calculations corresponds to the picture of a rigid isospin rotations with its rotational-like dependence of the

energies on isospin which is far from the picture given by the harmonic oscillator. Although, the collective potential dependence on  $\Delta$  described by Davidson potential with  $\rho_0 = 1$  makes the energy dependence on isospin slightly different from the rotational one. As a result the calculated energies don't demonstrate the staggering effect.

The experimental spectra are rather close to the case of an anharmonic vibrator which qualitatively preserve the picture of the slightly splitted multiplets characteristic for the harmonic oscillator. Indeed, in the case of the harmonic oscillator and  $N = 0$  the states with  $T = 1$  and 2 belong to the same multiplet, but the states with  $T = 3$  and 4 belong to the other multiplet with bigger energy. In the case of the harmonic oscillator and  $N = 1$  the states with  $T = 2$  and 3 belong to the same multiplet and so on.

Thus, the experimental data on the ground state energies of nuclei around  $^{56}\text{Ni}$  show that the isovector pair correlations in this region of the nuclide chart correspond to the case of the anharmonic vibration. To describe this situation we should consider a Hamiltonian with a softer  $\theta$ -dependence of the potential than above. We are planning to do this in a following paper.

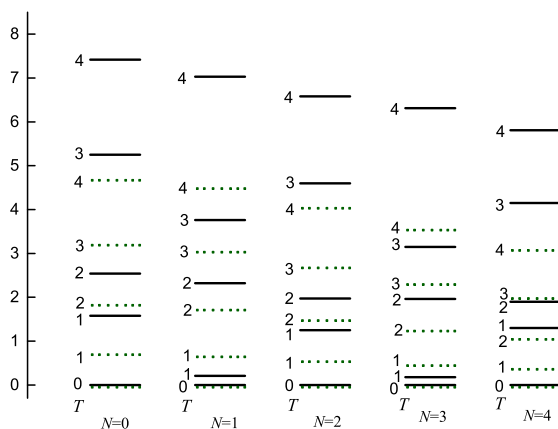


Fig. 4. The same as in Fig. 3 but for both even-even and odd-odd nuclei.

Coming back to description of the energies of the states with  $T = 0$  we see that calculations based on the model with isovector pair correlations underestimate binding energies of nuclei with even and equal numbers of protons and neutrons, i.e. of nuclei which can be presented as systems of some numbers of  $\alpha$ -particles. In our approach properties of the isospin and gauge modes are determined by the same interaction, namely, by the isovector pairing. Looks like that these modes are more decoupled and their characteristics are determined by different components of the nuclear interaction.

We do not analyze in details the results obtained with the  $\theta$ -independent po-

tentials since in this case some states with different isospin become degenerate in energy in contradiction with experiment.

## 5. Conclusion

In the present paper we have performed calculations of the relative energies of the ground states of nuclei around  $^{56}\text{Ni}$ . The collective Hamiltonian suggested previously for description of the isovector pair correlations has been used. The calculations have been performed for different variants of the collective potential enabling analytical solutions.

The results of calculations have shown that the isovector pair correlations in nuclei around  $^{56}\text{Ni}$  are far from being considered as corresponding to the limit of the static pair correlations. Rather, they can be considered as anharmonic pairing vibrations.

The results of calculations have shown that especially large deviations from the experimental data are obtained for the ground states of nuclei with even numbers of  $Z$  and  $A$ , i.e. for nuclei which are systems of some numbers of  $\alpha$ -particles.

The results of calculations demonstrate a weaker dependence of the relative energies on isospin compared to experimental data. This indicates that the moment of inertia for isospin rotations in the model Hamiltonian is significantly larger than the experimental one. This means that there is some interaction different from isovector pairing which influences the isospin dependence of the energies.

## Acknowledgements

The authors express their gratitude to the Russian Foundation for Basic Research (RFBR, grant 20-02-00176) and to the Heisenberg-Landau Program for support.

## References

1. A. Bohr, B. R. Mottelson and D. Pines, *Phys. Rev.* **110** (1958) 936.
2. S. T. Belyaev, *Dan. Mat.-Fys. Medd. Vid. Selsk.* **31** (1959) 11.
3. V. G. Soloviev, *Nucl. Phys.* **9** (1958/59) 655.
4. V. G. Zelevinsky and B. R. Broglia (eds.) *Fifty Years of Nuclear BCS* (World Scientific, Singapore, 2013).
5. A. Bohr, *Proc. Int. Sym. on Nuclear Structure (Dubna)* (IAEA, Vienna, 1968), p.
6. R. M. Clark, A. O. Macchiavelli, L. Fortunato, and R. Krücken, *Phys. Rev. Lett.* **96** (2006) 032501.
7. S. Frauendorf and A. O. Macchiavelli, *Prog. Part. Nucl. Phys.* **78** (2014) 24
8. H. Sagawa, C. L. Bai, and G. Colo, *Phys. Scripta* **91** (2016) 083011
9. A. Gerzelis, G.-F. Bertsch, *Phys. Rev. Lett.* **106** (2011) 252502
10. G. G. Dussel, R. P. J. Perazzo, D. R. Bes, R. A. Broglia, *Nucl. Phys. A* **175** (1971) 513.
11. R.V. Jolos, F. Dönau, V. G. Kartavenko, D. Janssen, *Theor. Math. Phys.* **14** (1973) 70.
12. D. J. Rowe and J. L. Wood, *Fundamentals of Nuclear Models* (World Scientific, Singapore, 2010), p.118.

12. G. Nikoghosyan *et al.*
13. F. Iachello, *Phys. Rev. Lett.* **85** (2000) 3580
14. F. Iachello, *Phys. Rev. Lett.* **87** (2001) 052502
15. F. Iachello, *Phys. Rev. Lett.* **91** (2003) 132502
16. P. M. Davidson, *Proc R.Soc* **135** (1932) 459
17. D. Bonatsos, D. Lenis, N. Minkov, D. Petrellis, P. P. Raychev, and P. A. Terziev, *Phys. Rev. C* **70** (2004) 024305
18. H. Morinaga, *Phys. Rev.* **101** (1956) 254
19. N. Sandulescu, D. Negrea, C. W. Johnson, *Phys. Rev. C* **85** (2012) 061303(R)
20. N. Sandulescu, D. Negrea, J. Dukelsky C. W. Johnson, *Phys. Rev. C* **86** (2012) 041302(R)
21. N. Sandulescu, D. Negrea, D. Gambacurta, *Phys. Lett. B* **751** (2015) 348
22. T. Tel, in *Experimental Study and Characterization of Chaos*, ed. B. Hao (World Scientific, Singapore, 1990), p. 149.
23. P. P. Edwards, in *Superconductivity and Applications — Proc. Taiwan Int. Symp. on Superconductivity*, ed. P. T. Wu *et al.* (World Scientific, Singapore, 1989), p. 29.
24. W. J. Johnson, Ph.D. Thesis, Univ. of Wisconsin, Madison (1968).
25. P. F. Marteau and H. D. I. Arbabanel, “*Noise reduction in chaotic time series using scaled probabilistic methods*”, UCSD/INLS preprint, October 1990.

