

TOI-811b and TOI-852b: New transiting brown dwarfs with similar masses and very different radii and ages from the TESS mission

Theron W. Carmichael,^{1,2,3} Samuel N. Quinn,² George Zhou,² Nolan Grieves,⁴ Jonathan M. Irwin,² Keivan G. Stassun,^{5,6} Andrew M. Vanderburg,⁷ Joshua N. Winn,⁸ Francois Bouchy,⁴ Clara E. Brasseur,⁹ César Briceño,¹⁰ Douglas A. Caldwell,¹¹ David Charbonneau,² Karen A. Collins,² Knicole D. Colon,¹² Jason D. Eastman,² Michael Fausnaugh,¹³ William Fong,¹³ Gábor Fűrész,¹³ Chelsea Huang,¹³ Jon M. Jenkins,¹⁴ John F. Kielkopf,¹⁵ David W. Latham,² Nicholas Law,¹⁶ Michael B. Lund,¹⁷ Andrew W. Mann,¹⁶ George R. Ricker,¹³ Joseph E. Rodriguez,^{18,2} Richard P. Schwarz,¹⁹ Avi Shporer,¹³ Peter Tenenbaum,¹¹ Mackenna L. Wood,²⁰ and Carl Ziegler²¹

¹Harvard University, Cambridge, MA 02138

²Center for Astrophysics | Harvard & Smithsonian, 60 Garden Street, Cambridge, MA 02138, USA

³National Science Foundation Graduate Research Fellow

⁴Geneva Observatory, University of Geneva, Chemin des Maillettes 51, 1290 Versoix, Switzerland

⁵Vanderbilt University, Department of Physics & Astronomy, 6301 Stevenson Center Ln., Nashville, TN 37235, USA

⁶Fisk University, Department of Physics, 1000 18th Ave. N., Nashville, TN 37208, USA

⁷Department of Astronomy, University of Wisconsin-Madison, Madison, WI 53706, USA

⁸Department of Astrophysical Sciences, Princeton University, 4 Ivy Lane, Princeton, NJ 08544, USA

⁹Space Telescope Science Institute, USA

¹⁰Cerro Tololo Inter-American Observatory, Casilla 603, La Serena, Chile

¹¹SETI Institute/NASA Ames Research Center, Moffett Field, CA 94035, USA

¹²NASA Goddard Space Flight Center, Exoplanets and Stellar Astrophysics Laboratory (Code 667), Greenbelt, MD 20771, USA

¹³Department of Physics, and Kavli Institute for Astrophysics and Space Research, Massachusetts Institute of Technology, Cambridge, MA 02139, USA

¹⁴NASA Ames Research Center, Moffett Field, CA 94035, USA

¹⁵Department of Physics and Astronomy, University of Louisville, Louisville, KY 40292, USA

¹⁶Department of Physics and Astronomy, The University of North Carolina at Chapel Hill, Chapel Hill, NC 27599-3255, USA

¹⁷IPAC-NASA Exoplanet Science Institute, Pasadena, CA 91125, USA

¹⁸Michigan State University, East Lansing, MI, 48824, USA

¹⁹Patashnick Voorheesville Observatory, Voorheesville, NY 12186, USA

²⁰Department of Physics and Astronomy, The University of North Carolina at Chapel Hill, Chapel Hill, NC 27599, USA

²¹Dunlap Institute for Astronomy and Astrophysics, University of Toronto, 50 St. George Street, Toronto, Ontario M5S 3H4, Canada

ABSTRACT

We report the discovery of two transiting brown dwarfs (BDs), TOI-811b and TOI-852b, from NASA’s Transiting Exoplanet Survey Satellite mission. These two transiting BDs have similar masses, but very different radii and ages. Their host stars have similar masses, effective temperatures, and metallicities. The younger and larger transiting BD is TOI-811b at a mass of $M_b = 59.9 \pm 13.0 M_J$ and radius of $R_b = 1.26 \pm 0.06 R_J$ and it orbits its host star in a period of $P = 25.16551 \pm 0.00004$ days. We derive the host star’s age of 93^{+61}_{-29} Myr from an application of gyrochronology. The youth of this system, rather than external heating from its host star, is why this BD’s radius is relatively large. This constraint on the youth of TOI-811b allows us to test substellar mass-radius evolutionary models at young ages where the radius of BDs changes rapidly with age. TOI-852b has a similar mass at $M_b = 53.7 \pm 1.4 M_J$, but is much older (4 or 8 Gyr, based on bimodal isochrone results of the host star), and is also smaller with a radius of $R_b = 0.83 \pm 0.04 R_J$. TOI-852b’s orbital period is $P = 4.94561 \pm 0.00008$ days. TOI-852b joins the likes of other old transiting BDs that trace out the oldest substellar mass-radius evolutionary models where contraction of the BD’s radius slows and approaches a constant value. Both host stars have a mass of $M_\star = 1.32 M_\odot \pm 0.05$ and differ in their radii, T_{eff} , and $[\text{Fe}/\text{H}]$ with TOI-811 having $R_\star = 1.27 \pm 0.09 R_\odot$, $T_{\text{eff}} = 6107 \pm 77 \text{K}$, and $[\text{Fe}/\text{H}] = +0.40 \pm 0.09$ and TOI-852 having $R_\star = 1.71 \pm 0.04 R_\odot$, $T_{\text{eff}} = 5768 \pm 84 \text{K}$, and $[\text{Fe}/\text{H}] = +0.33 \pm 0.09$. We take this opportunity to examine how TOI-811b and TOI-852b serve as test points for young and old substellar isochrones, respectively.

Keywords: brown dwarfs – techniques: photometric – techniques: radial velocities – techniques: spectroscopic

1. INTRODUCTION

Discoveries of transiting brown dwarfs (BDs) have become more frequent over the past two years and this has granted astronomers new opportunities to understand these objects in greater detail. Currently, the defining feature of BDs is an arbitrary mass criterion created to distinguish BDs from giant planets and stars: a mass range that is between the two loose boundaries $11 - 16 M_J$ (Spiegel et al. 2011) and $75 - 80 M_J$ (Baraffe et al. 2002). The lower boundary serves to distinguish BDs from giant planets as this range of masses is the threshold in which deuterium may be fused at some point during the lifetime of the BD. The upper boundary serves to mark the threshold at which hydrogen fusion is sustainable and the object is classified as a star. This traditional definition for BDs as “the objects between planets and stars” does not respect the importance of processes more fundamental than deuterium or hydrogen fusion that would be better used to define BDs. It is more intuitive to trace the definition of BDs not to what they do or do not fuse within their cores, but instead to the processes responsible for their formation (an idea explored in Burrows et al. 2001, for example). However, in order to explore this idea, we must first settle two important issues: 1) the scarcity of known transiting BDs available for study and 2) the need to test the substellar evolutionary models that characterize transiting BDs.

To address the scarcity of known transiting BDs (known as the brown dwarf desert), we focus our efforts on using NASA’s Transiting Exoplanet Survey Satellite (TESS) mission in combination with ground-based follow up observations and data from the Gaia mission to search for and characterize new transiting BDs. The TESS mission is an all-sky survey that has successfully completed its two-year primary mission and has begun its first extended mission. TESS has been the driving force behind the discovery of new transiting BDs over the past two years (for a list, see Carmichael et al. 2020). Light curves from the TESS mission provide us with the orbital period, orbital inclination, and a rough estimate for the radius of transiting BDs. However, the radius estimate from the TESS light curve alone is not sufficient as this only provides the ratio of the size of the BD to the size of the host star (known as the transit depth). To make effective use of this transit depth, we use stellar parallax measurements from Gaia Data Release 2 (Gaia DR2). These parallax measurements may be translated into a distance, which when com-

bined with the spectral energy distribution (SED) of a star, give us an estimate of the stellar luminosity and effective temperature. These can then be turned into an estimate for the stellar radius. With the addition of a spectroscopic surface gravity, we also have the means to estimate the mass of the host star. Gaia DR2 is particularly special in this regard as it has increased the precision to which we are able to determine stellar radii and made these parameters less of a limiting source of uncertainty as they were prior to Gaia DR2.

With a stellar mass and radius in hand, we may now determine the same parameters for the transiting BD. The orbital inclination of the transiting BD that we obtain from a light curve is used to determine the mass of the BD. The inclination i breaks the well-known minimum mass $m \sin i$ degeneracy that we are limited to when only follow up radial velocity (RV) data are used. This, in combination with the semi-amplitude measured from the RVs (which is linked directly to the host star’s mass estimated from Gaia DR2 and SED models), gives us the mass of the BD. To determine the radius, we use the transit depth from the light curve and the stellar radius we determined from an SED informed by broadband photometry and data from Gaia DR2 to solve for the transiting BD’s radius. This procedure of using transit light curves in combination with RV follow up to measure a mass and radius is well-established and we are fortunate in this era of precise parallax measurements to be able to augment these traditional techniques further with Gaia DR2.

It is important that we use these mass and radius measurements of transiting BDs to test substellar evolutionary models more rigorously. To test these models, we examine how well they agree with the measured masses, radii, and ages of transiting BDs. Age is an important feature—perhaps the most important—as the radius of a transiting BD is not constant for a given mass over the lifetime of the object. The radius of the BD contracts most quickly at young ages up to 1 Gyr and asymptotically decelerates in this contraction between 3 and 10 Gyr (Baraffe et al. 2003; Saumon & Marley 2008; Burrows et al. 2011; Phillips et al. 2020). In detail, the substellar evolutionary models that Phillips et al. (2020) (ATMO 2020) have developed are substellar isochrone tracks where any particular age track dictates the radius of the BD. Other works like Chabrier et al. (2000), Baraffe et al. (2002), Baraffe et al. (2003), and Saumon & Marley (2008) also employ related but distinct tech-

niques to trace the evolution of substellar objects and giant planets. However, the age of a transiting BD is notoriously much more difficult to obtain than either the mass or radius. Only a handful of transiting BDs (Gillen et al. 2017; Beatty et al. 2018; David et al. 2019) have ages with low uncertainties because they are determined through star cluster membership. One of the youngest of these is AD 3116b at roughly 600 Myr of age in the Praesepe cluster. We are particularly interested in finding more transiting BDs as young or younger than this given how quickly the radius changes during this part of the BD’s evolution. This means that we always seek out systems where we can measure the age of the host star and transiting BD via means other than fitting to a stellar isochrone alone. This is where we may look to gyrochronology for the first time as an application to stars that host transiting BDs.

Gyrochronology is the study of the age of solar analog stars through their colors and rotation rates (Mamajek & Hillenbrand 2008). This builds on what is known as the Skumanich relation (Skumanich 1972), which notes that the rotation rate of solar analog stars slows down as they age. This age-rotation relationship is a powerful tool to measure the ages of transiting BDs because it means that we may rely less on finding them in stellar clusters and associations to obtain a relatively precise age estimate. Gyrochronology is also better suited to determining the ages of young solar analogs (as opposed to older stars) through the relationship between the stellar rotation rate and color, which makes this particularly useful in an application to young transiting BDs that orbit such young Sun-like stars.

Here we present the discovery of two new transiting BDs from the TESS mission. These are TOI-811b and TOI-852b and they are two transiting BDs of similar masses with very different radii and ages. TOI-811b is roughly 90 Myr old and is in a relatively wide, eccentric orbit around its host star. In contrast, TOI-852b is at least 4 Gyr old in a close, circular orbit around its host star. In Section 2, we give details on the light curves, spectra, and other observations that were obtained for each system. Section 3 describes the analysis techniques used to derive the host star and BD properties. Section 4 contains discussion of the implications of these new discoveries in the BD mass-radius diagram with particular focus on TOI-811b, which is one of the youngest known transiting BDs with a well-determined radius.

2. OBSERVATIONS

2.1. *TESS and ground-based light curves*

The initial detections of the transits of both BDs were made by the TESS mission. We provide a summary of

Table 1. List of facilities used for each system. This table serves as a reference to which facilities we use to confirm and analyze the BDs in each system. The data from El Sauce, LCOGT, and WASP are not used in the transit photometry analysis in EXOFASTv2.

Facility	Data type	Object
TESS	Transit photometry	TOI-811, TOI-852
MEarth	Transit photometry	TOI-811
LCOGT	Transit photometry	TOI-811
El Sauce	Transit photometry	TOI-811
ULMT	Transit photometry	TOI-852
WASP	Rotational light curve	TOI-811, TOI-852
SOAR	Speckle imaging	TOI-811, TOI-852
Gaia	Parallax & proper motion	TOI-811, TOI-852
CHIRON	Spectroscopy & RVs	TOI-811
TRES	Spectroscopy & RVs	TOI-811, TOI-852
CORALIE	Spectroscopy & RVs	TOI-852

the facilities used in this work in Table 1 and give a list of equatorial coordinates and magnitudes in Table 2. TOI-811 (TIC 100757807) was observed in Sector 3 at 30-minute cadence and TOI-852 (TIC 29918916) was observed in Sectors 5 and 6 also at a 30-minute cadence. These transits were detected in the MIT Quick Look Pipeline (QLP, C. X. Huang et al. 2020, in preparation). Both BDs received additional ground-based, seeing-limited photometric follow up to aid in the confirmation that the transits originate from the target stars. TOI-811 was observed by the MEarth array of telescopes on Mt. Hopkins, Arizona, the Las Cumbres Observatory (LCOGT) 1-m telescope, and the 0.36-m telescope at El Sauce Observatory in Coquimbo Province, Chile. TOI-852 was observed by the University of Louisville Manner Telescope (ULMT) on Mt. Lemmon.

2.1.1. *TESS light curves*

To extract the TESS light curves for analysis for each star, we use the methods described in detail in previous works using TESS data (e.g. Vanderburg et al. 2019; Huang et al. 2020). The publicly available full-frame image (FFI) pixel files are calibrated by the Science Processing Operation Center (SPOC, Jenkins et al. 2016) and accessed via TESSCut (Brasseur et al. 2019). We extracted light curves from 10 pixel and 9 pixel apertures for TOI-811 and TOI-852, respectively. We omit data flagged by SPOC as having poor quality. The TESS spacecraft motions are corrected by decorrelating the light curve with the spacecraft quaternion engineering data and the background flux outside the aperture, while modeling stellar variability and long-term instrumental drifts with a basis spline. The resulting light curves are

shown in Figures 1 and 2. Note, for the raw light curves in these figures, we do a simple 4 pixel by 4 pixel cut using the `lightkurve` (Brasseur et al. 2019) extraction tool.

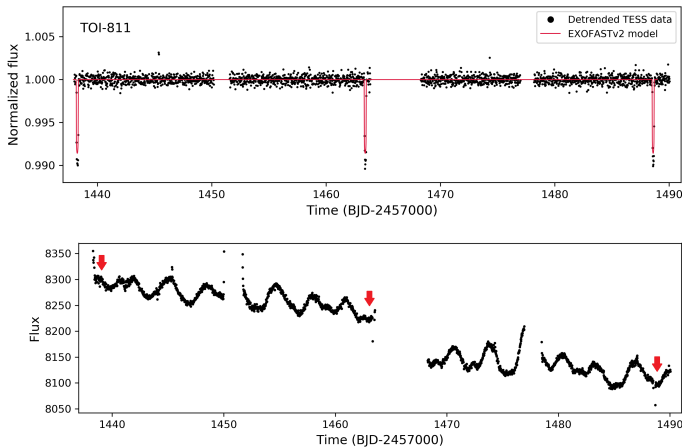


Figure 1. Top: Detrended TESS light curve of TOI-811. Bottom: Raw TESS light curve of TOI-811 with locations of the transits marked by arrows. The star was observed at 30 minutes cadence in TESS Sectors 5 and 6. This star also exhibits periodic flux variations on the order of a few percent, likely due to star spots based on the changes in the patterns of the modulation; these effects have been removed for the transit analysis described in Section 2.1.1.

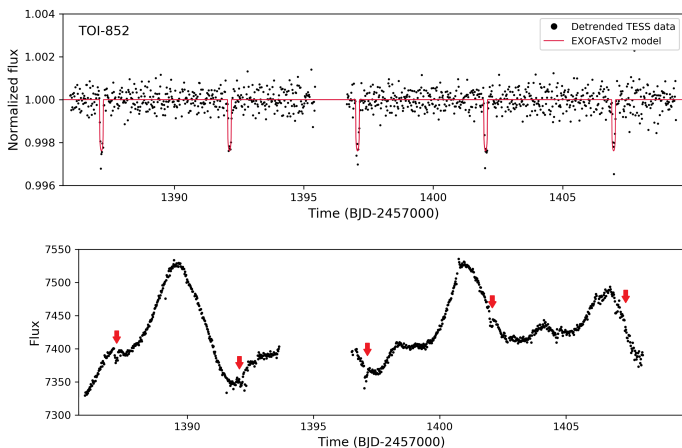


Figure 2. Top: Detrended TESS light curve of TOI-852. Bottom: Raw TESS light curve of TOI-852 with locations of the transits marked by arrows. The star was observed at 30 minutes cadence in TESS Sector 3. This star also exhibits periodic 1-3% flux variations likely due to star spots based on the changes in the patterns of the modulation; these effects have been removed for the transit analysis described in Section 2.1.1.

2.1.2. ULMT light curve

We observed a nearly-full transit of TOI-852b continuously for 350 minutes using 80 s exposures on 2019 October 21 in Sloan r' band from the 0.61 m University of Louisville Manner Telescope (ULMT). ULMT is located on Mt. Lemmon near Tucson, Arizona. We used the TESS Transit Finder, which is a customized version of the Tapir software package (Jensen 2013), to schedule our transit observations. The 4096×4096 SBIG STX-16803 camera has an image scale of $0.39''$ per pixel, resulting in a $26.8' \times 26.8'$ field of view. The images were defocused and have typical stellar point-spread-functions with a full-width-half-maximum (FWHM) of $4''.1$. The images were calibrated and photometric data were extracted with AstroImageJ (Collins et al. 2017) using a circular aperture with radius $6''.6$. The light curve was detrended against airmass and FWHM. The 1700 ppm transit was detected, and found to occur 154 minutes later than the public TOI ephemeris.

2.1.3. LCOGT 1-m light curve

We observed a partial ingress and most of the in-transit window of TOI-811b continuously for 240 minutes using 50 s exposures on 2020 March 8 in Pan-STARRS z -short band from the LCOGT (Brown et al. 2013) 1.0 m node at Cerro Tololo Inter-American Observatory. We used the TESS Transit Finder to schedule our transit observations. The 4096×4096 LCOGT SINISTRO cameras have an image scale of $0.389''$ per pixel, resulting in a $26.5' \times 26.5'$ field of view. The images were defocused and have typical stellar point-spread-functions with a FWHM of $6''.6$. The images were calibrated by the standard LCOGT BANZAI pipeline, and photometric data were extracted with AstroImageJ using a circular aperture with radius $8''.2$. The light curve was detrended against FWHM. The observation did not include baseline out-of-transit coverage, but the transit is detected on target and has a depth of at least 8000 ppm. This shows that the LCOGT observations are not inconsistent with those from TESS and MEarth. We do not include the LCOGT observations in our light curve analysis due to the lack of sufficient out of transit coverage.

2.1.4. MEarth light curve

The transit of TOI-811b was observed using 7 telescopes of the MEarth-South array at Cerro Tololo Inter-American Observatory (CTIO), Chile on 2020 March 8. This instrument is described in detail by Irwin et al. (2015) and data reduction procedures by Irwin et al. (2007); Berta et al. (2012).

Exposure times were 26s with all telescopes operated in focus, gathering observations continuously from the

end of evening twilight until the target set below an airmass 3. Due to strong winds the resulting image quality was poor and highly variable, requiring special attention during photometric extraction and analysis.

After confirming the transit signal originated from the target star, the photometry was re-extracted with a photometric aperture radius of $r = 10$ pixels ($8''.4$ on sky) to obtain a cleaner transit curve for analysis. This large aperture does not resolve the target star from the neighboring source TIC 100757804 (2MASS J05520724-3255263) so a correction for the resulting dilution was included during analysis (details in Section 3), based on the measured magnitude difference of $\Delta M_{\text{Earth}} = 1.568 \pm 0.014$ mag taking the mean and error in the mean measured from the master images (selected to have the best possible image quality) over all the telescopes. The large variation in airmass during the observation results in some residual color-dependent extinction effects in the light curve so this fit also used decorrelation against airmass.

2.1.5. *El Sauce light curve*

We observed an ingress of the transit of TOI-811 from El Sauce Observatory in Coquimbo Province, Chile. The 0.36 m telescope is equipped with a 1536×1024 SBIG STT-1603-3 camera with an image scale of $1''.47$ per pixel resulting in a $18.8' \times 12.5'$ field of view. The photometric data were extracted using AIJ. The El Sauce data are not high enough quality to be used in our transit model analysis and El Sauce only produced in-transit data after ingress and before egress.

2.1.6. *Photometric modulation & stellar rotation period*

Before the TESS mission detected the transits of the BDs in the TOI-811 and TOI-852 systems, the Wide Angle Search for Planets (WASP) survey found photometric modulation in the light curves of both stars. The period of the modulation calculated from the WASP light curve of each star is consistent with the period calculated from the raw TESS light curves, which are shown in Figures 1 and 2. We interpret the cause of the photometric modulation to be a result of star spots coming into and out of view with the rotation of each star. Thus, we may use this variation in each star’s brightness to derive a rotation period for the stars. Using the TESS data, for TOI-811, we find a rotation period of $P_{\text{rot}} = 3.21 \pm 0.02$ days, and for TOI-852, we find a $P_{\text{rot}} = 5.80 \pm 1.39$ days. The results of the Lomb-Scargle periodogram analysis we performed on each star’s TESS light curve to derive these periods are shown in Figure 3.

One benefit to the WASP data is that they span a much longer time frame than the TESS sectors do for

Table 2. Coordinates and magnitudes for TOI-811 and TOI-852. The B_T , V_T , J , H , K , WISE1, WISE2, and WISE3 values here are used to model the spectral energy distributions and constrain T_{eff} (along with the spectroscopic T_{eff} measurement) for each star. The WISE4 bandpass was not used due to a bad photometry flag. Only the TESS T bandpass experiences dilution for TOI-811 and we show the non-diluted value here.

	Description	TOI-811	TOI-852	Source
	TIC IDs	TIC 100757807	TIC 29918916	1
α_{J2000}	Equatorial	05 52 07.28	01 38 57.66	1
δ_{J2000}	coordinates	-32 55 30.27	-07 16 51.52	1
$T \dots$	TESS $T \dots$	11.123 ± 0.006	10.950 ± 0.007	2
$G \dots$	Gaia $G \dots$	11.339 ± 0.001	11.423 ± 0.002	1
$B_T \dots$	Tycho $B_T \dots$	12.098 ± 0.203	13.029 ± 0.306	3
$V_T \dots$	Tycho $V_T \dots$	11.411 ± 0.014	11.759 ± 0.163	3
$J \dots$	2MASS $J \dots$	10.397 ± 0.040	10.278 ± 0.022	4
$H \dots$	2MASS $H \dots$	11.147 ± 0.050	9.966 ± 0.022	4
$K_S \dots$	2MASS $K_S \dots$	10.076 ± 0.080	9.880 ± 0.020	4
WISE1	WISE $3.4\mu\text{m}$	9.462 ± 0.060	9.877 ± 0.023	5
WISE2	WISE $4.6\mu\text{m}$	9.471 ± 0.060	9.915 ± 0.020	5
WISE3	WISE $12\mu\text{m}$	9.569 ± 0.070	9.846 ± 0.046	5

NOTE—References: 1 - [Lindegren et al. \(2018\)](#), 2 - [Stassun et al. \(2018\)](#), 3 - [Høg et al. \(2000\)](#), 4 - [Skrutskie et al. \(2006\)](#), 5 - [Wright et al. \(2010\)](#)

each star. The WASP observations of TOI-811 span from 2006 to 2011 and those for TOI-852 span from 2008-2010. Though the WASP data reveal a consistency in the measured rotation period when compared to the TESS data, the WASP light curves do not have the sensitivity to detect the transits of either TOI-811b or TOI-852b, so the TESS data are still very important in this regard. We perform a Lomb-Scargle analysis on the WASP data and fold the data at the dominant peak period (3.21 days) for TOI-811 and the mutual strong candidate peak period (5.80 days for the TESS and WASP data) for TOI-852. The phase folded WASP light curves at these periods are shown in Figure 4. Together, the WASP and TESS periodograms help to rule out any harmonics that appear in only one data set for TOI-852.

2.2. *High resolution imaging and contaminating sources*

Though the ground-based photometric follow up of both stars allows us to confirm that the transits originate from the target stars, we also pursue observations at resolutions that are higher than seeing-limited in order to see if there are any very nearby companions and determine whether or not they contaminate the photometry of the target star. This is where we make use of speckle imaging with the 4.1-m Southern Astrophysical

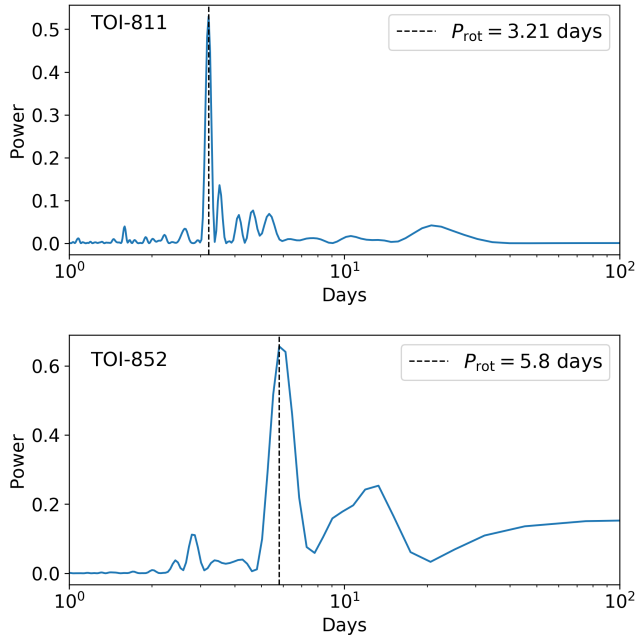


Figure 3. Lomb-Scargle periodograms from the TESS light curve of TOI-811 (top) and TOI-852 (bottom). The TESS periodogram indicates a peak frequency at 3.21 ± 0.02 days for TOI-811 and a peak frequency at 5.80 ± 1.39 days for TOI-852 in the 1-100 day range. The uncertainties on the rotation period are determined from the FWHM of the peak from the Lomb-Scargle analysis.

Research (SOAR) telescope (Tokovinin 2018) located at the Cerro Tololo Inter-American Observatory. We use SOAR speckle imaging to confirm whether or not there are other objects of comparable brightness within a $3''.0$ field of view, which is much smaller than that of the aperture size used by the TESS mission. Such bright objects may significantly influence the RVs we measure and the broadband photometry of the target star, which may produce false positives or otherwise distort the mass and radius determinations for the companions. In the case of our search for transiting BDs, we are cautious against contaminating stars that dilute the depth of a transit by enough to alter the measured radius of the BD.

On 2019 August 12, we took SOAR speckle observations of both TOI-811 and TOI-852 in the Cousin-*I*-band, which is a similar bandpass to that of TESS. Further details of how SOAR observations are carried out are available in Ziegler et al. (2020). The 5σ detection sensitivity and speckle auto-correlation functions from the observations are shown in Figure 5. No nearby stars were detected within $3''$ of either TOI-811 or TOI-852 in the SOAR observations. However, when using data from Gaia DR2, we see a companion star to TOI-811 at roughly $4''.35$ away. This nearby star is only about

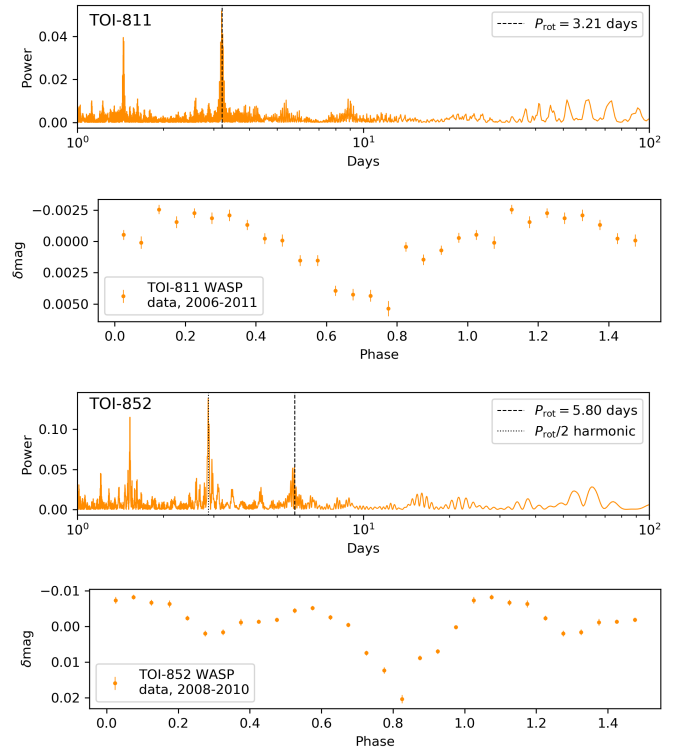


Figure 4. Phase folded WASP light curves and corresponding Lomb-Scargle periodograms for TOI-811 (top two panels) and TOI-852 (bottom two panels). The WASP periodogram for TOI-852 reveals a harmonic of the stellar rotation period of $P_{\text{rot}} = 5.80 \pm 1.39$ days that the TESS data confirm. Only with the addition of the TESS data was the smaller peak at 5.80 days chosen. The phased data show 1.5 phases to make the variation in the WASP data easier to see. The WASP light curve on TOI-811 show a peak-to-peak separation of approximately one period while the light curve for TOI-852 shows some substructure between one period (possibly from star spots on the back face of the star), which is reflected in the harmonic in the Lomb-Scargle periodogram.

5 times fainter than the primary star, so we carefully take contamination effects into account in our analysis discussed in later sections. For a general sense of the relative positions and magnitudes of the primary and secondary stars in the TOI-811 system, see Table 3. We find no bright sources beyond $3''$ and out to $30''$ for TOI-852.

2.3. TRES spectra

We use the TRES instrument on Mt. Hopkins, Arizona to obtain spectra for both TOI-811 and TOI-852. TRES has a resolving power of $R \sim 44000$ and covers a wavelength range of 3900\AA to 9100\AA . We use multiple echelle orders for each spectrum to measure a relative RV at each phase in the orbit of the transiting BD. We visually review each order to omit those with low

Table 3. Nearby sources to TOI-811 from Gaia DR2 data. This table lists sources within $30''$ of TOI-811 that are brighter than $G = 19$. The parallaxes (ϖ), proper motions (μ_α , μ_δ), and systemic radial velocities (γ) of TIC 100757804 and TOI-811 indicate that they are comoving. Using the most up-to-date coordinates from the TESS Input Catalog v8 (Stassun et al. 2019), we determine the angular separation between the primary and secondary stars in TOI-811 to be $4''.35$.

TIC ID	α (J2015.5)	δ (J2015.5)	ϖ (mas)	μ_α (mas yr $^{-1}$)	μ_δ (mas yr $^{-1}$)	G (mag)	γ (kms $^{-1}$)
100757807	05 52 07.28	-32 55 30.27	3.4923 ± 0.0211	14.968 ± 0.036	25.624 ± 0.045	11.34	34.2 ± 0.2
100757804	05 52 07.26	-32 55 25.94	3.4943 ± 0.0144	15.897 ± 0.023	24.405 ± 0.027	13.17	37.0 ± 3.0
100757805	05 52 08.68	-32 55 27.50	0.7957 ± 0.0357	-0.369 ± 0.066	0.664 ± 0.070	16.11	-

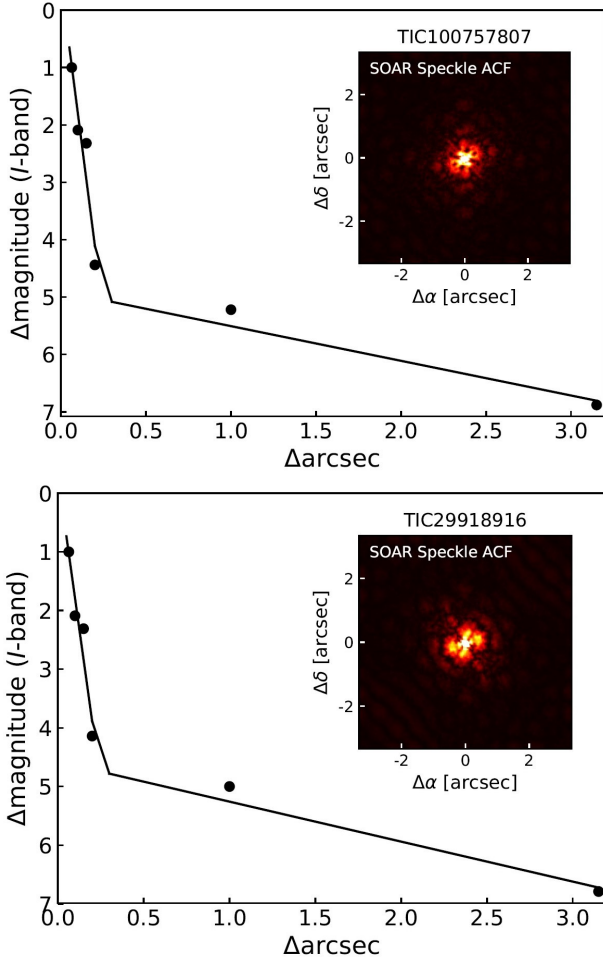


Figure 5. The 5σ sensitivity limits and auto-correlation functions of the SOAR speckle observations of TOI-811 (top) and TOI-852 (bottom). The black circles are measured data points and the lines are fits in two different separation regimes. No nearby contaminating sources are detected within $3''$, but data from Gaia DR2 confirm a companion source to TOI-811 at roughly $4''.35$.

signal-to-noise per resolution element (S/N) and to remove cosmic rays. Each order is cross-correlated with the highest observed S/N spectrum of the target star

and then the average RV of all the orders per spectrum is taken as the RV of the star for that observation.

We use the stellar parameter classification (SPC) software package by Buchhave et al. (2012) to derive T_{eff} , metallicity, $\log g$, and the projected stellar equatorial velocity $v \sin I_*$ from co-added TRES spectra of TOI-811 and TOI-852. SPC uses a library of calculated spectra in the $5030 - 5320 \text{ \AA}$ wavelength range, centered near the Mg b triplet.

For TOI-811, we took two spectra to confirm that the transiting candidate BD is indeed in the BD mass range. These spectra were taken on 2019 October 27 and 2019 November 9 at roughly opposite quadrature with exposure times of 3000 s and 2500 s, respectively, giving us a S/N between 27 and 36. Using SPC, we derive the following stellar parameters for TOI-811: $T_{\text{eff}} = 6013 \pm 56 \text{ K}$, $\log g = 4.31 \pm 0.10$, $[\text{Fe}/\text{H}] = +0.41 \pm 0.08$, and $v \sin I_* = 7.11 \pm 0.5 \text{ km s}^{-1}$.

For TOI-852, we took a series of 11 spectra to derive an orbital solution for the system. The exposure times for these follow up spectra range from 1600 s to 3600 s to give a S/N range of 21 to 36. The stellar parameters for these spectra derived with SPC for TOI-852 are: $T_{\text{eff}} = 5746 \pm 51 \text{ K}$, $\log g = 4.29 \pm 0.10$, $[\text{Fe}/\text{H}] = +0.30 \pm 0.08$, and $v \sin I_* = 14.5 \pm 0.5 \text{ km s}^{-1}$. For consistency, we use the T_{eff} and $[\text{Fe}/\text{H}]$ values only from SPC for TOI-811 and TOI-852 to set our priors for the global analysis discussed in the next section.

2.4. CHIRON spectra

To characterize the RVs of TOI-811, we obtained a series of 11 spectroscopic observations using the CHIRON spectrograph on the 1.5 m SMARTS telescope (Tokovinin et al. 2013), located at Cerro Tololo Inter-American Observatory, Chile. CHIRON is a high resolution echelle spectrograph that is fed via an image slicer and a fiber bundle. CHIRON has a resolving power of $\lambda/\Delta\lambda \equiv R \sim 80\,000$ over the wavelength region 4100 \AA to 8700 \AA . The wavelength calibration is obtained

via thorium-argon hollow-cathode lamp exposures that bracket each stellar spectrum.

To derive the stellar RVs, we performed a least-squares deconvolution (Donati et al. 1997) between the observed spectra and a non-rotating synthetic template generated via ATLAS9 atmospheric models (Castelli & Kurucz 2004) at the stellar atmospheric parameters of each target. We then model the stellar line profiles derived from the least-squares deconvolution via an analytic rotational broadening kernel as per Gray (2005). The derived RVs for TOI-811 are listed in Table 4.

2.5. CORALIE spectra

We obtained 11 spectroscopic observations of TOI-852 from 2019 August 4 to 2019 August 26 with the high resolution CORALIE spectrograph on the Swiss 1.2 m Euler telescope at the La Silla Observatory, Chile (Queloz et al. 2001). CORALIE has a resolving power of $R \sim 60\,000$ and is fed by two fibers: a $2''$ on-sky science fiber encompassing the star and another fiber that can either connect to a Fabry-Pérot etalon for simultaneous wavelength calibration or on-sky for background subtraction of sky flux. We observed TOI-852 in the simultaneous Fabry-Pérot wavelength calibration mode using exposure times of 1800 s. The spectra were reduced with the CORALIE standard reduction pipeline and RVs were computed for each epoch by cross-correlating with a binary G2 mask (Pepe et al. 2002). Bisector-span, full width at half-maximum (FWHM), and other cross-correlation function (CCF) line-profile diagnostics were computed as well using the standard CORALIE pipeline. The projected rotational velocity of the star, $v \sin I_*$, for TOI-852 was computed using the calibration between $v \sin I_*$ and the width of the CORALIE CCF from Santos et al. (2002).

We derived stellar parameters including effective temperature T_{eff} , surface gravity $\log g$, and metallicity $[\text{Fe}/\text{H}]$ using SpecMatch-Emp (Yee et al. 2017) on stacked CORALIE spectra of TOI-852. SpecMatch-Emp uses a library of stars with well-determined parameters to match the input spectra and derive spectral parameters. We use a spectral region that includes the Mg I b triplet ($5100\text{\AA} - 5400\text{\AA}$) to match our spectra. SpecMatch-Emp uses χ^2 minimization and a weighted linear combination of the five best matching spectra in the SpecMatch-Emp library to determine T_{eff} , $\log g$, and $[\text{Fe}/\text{H}]$. From CORALIE, we find $T_{\text{eff}} = 5646 \pm 110\text{K}$, $\log g = 4.17 \pm 0.12$, $[\text{Fe}/\text{H}] = +0.17 \pm 0.09$, and $v \sin I_* = 15.0 \pm 0.8 \text{ km s}^{-1}$ for TOI-852. We compare these CORALIE values to those found with SPC and the TRES spectra in Table 5.

2.6. Goodman spectra of TIC 100757804

On the night of 2020 October 25, we observed TIC 100757804 (the nearby star to TOI-811) with the Goodman High-Throughput Spectrograph (Clemens et al. 2004) on the SOAR 4.1 m telescope atop Cerro Pachón, Chile. We took all exposures using the red camera, the 1200 l/mm grating, the M5 setup, and a $0.46''$ slit rotated to the parallactic angle, which provided a resolving power of $R \sim 5000$ spanning $6350 - 7500\text{\AA}$. We took five exposures, each with 300 s integration times. Due to a slow drift in the wavelength solution of Goodman, we took a set of Ne arcs immediately before and after the target.

Using custom scripts, we performed bias subtraction, flat fielding, optimal extraction of the target spectrum, and mapped pixels to wavelengths using a fifth-order polynomial derived from the Ne lamp spectra. We then stacked the five extracted spectra using the robust weighted mean. The stacked spectrum had a signal-to-noise ratio > 100 over most of the wavelength range.

We measured the radial velocity of 2MASS J05520724-3255263 by cross-correlating the Goodman spectrum against a series of radial-velocity templates from Nidever et al. (2002) taken with Goodman using an identical setup. This gave a velocity of $37.0 \pm 3.0 \text{ km s}^{-1}$; with errors largely limited by Goodman’s wavelength stability. We thus confirm that the systemic velocity of TIC 100757804 is consistent with that of TOI-811 at $\gamma_{\text{CHIRON}} = 34.2 \pm 0.2 \text{ km s}^{-1}$.

3. ANALYSIS

3.1. Modeling with EXOFASTv2

We perform a global analysis using EXOFASTv2 to derive the parameters for the primary stars and transiting BDs in the TOI-811 and TOI-852 systems. A full description of EXOFASTv2 is given in Eastman et al. (2019). EXOFASTv2 uses the Monte Carlo-Markov Chain (MCMC) method. For each MCMC fit, we use $N=36$ ($N = 2 \times n_{\text{parameters}}$) walkers, or chains, and run until the fit passes the default convergence criteria for EXOFASTv2 (described in Eastman et al. (2019)).

Here we will describe our inputs into EXOFASTv2 and what parameters we obtain from each one. First, we input the stellar magnitudes referenced in Table 2 and use the spectroscopic T_{eff} from TRES as a prior on the SED model for each star. We also input parallax measurements from Gaia DR2, which are used with the SED model and an upper limit on V-band extinction (A_V , Schlafly & Finkbeiner 2011) to determine the stellar luminosity and radius. We use this stellar radius with the radius ratios obtained from our input ULMT, MEarth, and TESS transit photometry to constrain the radius of

Table 4. Relative radial velocities of TOI-811 from CHIRON and of TOI-852 from TRES and CORALIE. The offsets γ for each instrument are free parameters in our EXOFASTv2 analysis.

BJD _{TDB} - 2450000	RV (m s ⁻¹)	σ_{RV} (m s ⁻¹)	Instrument	Target
8582.55031	36725	34.8	CHIRON	TOI-811
8611.47375	35730	31.9	CHIRON	TOI-811
8774.83500	34460	43.7	CHIRON	TOI-811
8777.82844	35657	43.3	CHIRON	TOI-811
8785.84417	36535	40.8	CHIRON	TOI-811
8789.80353	32951	35.2	CHIRON	TOI-811
8793.85537	30425	19.9	CHIRON	TOI-811
8824.72234	34298	45.8	CHIRON	TOI-811
8829.73299	36221	47.0	CHIRON	TOI-811
8852.76285	35644	40.5	CHIRON	TOI-811
8857.62889	36734	39.3	CHIRON	TOI-811
8863.68695	35438	37.3	CHIRON	TOI-811
8873.64771	33312	39.9	CHIRON	TOI-811
8731.866192	4442	80.3	TRES	TOI-852
8773.847301	-4827	168.0	TRES	TOI-852
8776.896751	4716	65.1	TRES	TOI-852
8777.726909	781	94.8	TRES	TOI-852
8778.796702	-5021	115.8	TRES	TOI-852
8779.812572	-3729	74.1	TRES	TOI-852
8780.723337	1880	88.7	TRES	TOI-852
8782.797983	-93	107.8	TRES	TOI-852
8783.827445	-5330	117.9	TRES	TOI-852
8784.727440	-3713	120.7	TRES	TOI-852
8785.740227	2456	158.7	TRES	TOI-852
8786.733614	4591	86.1	TRES	TOI-852
8787.730941	0.00	107.8	TRES	TOI-852
8699.861071	-21937	70.5	CORALIE	TOI-852
8702.770755	-12053	70.1	CORALIE	TOI-852
8704.878168	-22141	102.8	CORALIE	TOI-852
8708.739945	-17495	103.2	CORALIE	TOI-852
8712.871395	-12913	156.9	CORALIE	TOI-852
8713.755792	-18147	95.9	CORALIE	TOI-852
8714.887268	-22067	65.9	CORALIE	TOI-852
8717.791778	-12588	107.5	CORALIE	TOI-852
8718.904775	-19142	76.8	CORALIE	TOI-852
8720.887670	-17739	82.8	CORALIE	TOI-852
8721.754744	-12666	69.3	CORALIE	TOI-852

each transiting BD. These light curves also provide an inclination, which we combine with our input RV follow up using CHIRON, CORALIE, and TRES to constrain the mass and orbital properties of each transiting BD. For each different RV instrument, we let the RV offset γ be a free parameter. Our input spectroscopic [Fe/H] and T_{eff} measurements from SPC are used as priors on the built-in MIST stellar isochrone models (Dotter 2016; Choi et al. 2016; Paxton et al. 2015) in EXOFASTv2. These models are detailed in these three studies, but we note here that the MIST models are fairly accurate

in determining the ages of TOI-811 and TOI-852 given the parameter space for [Fe/H], $\log g$, and T_{eff} for each star.

We set uniform $\mathcal{U}[a, b]$ or Gaussian $\mathcal{G}[a, b]$ priors on our input parameters. We use our spectroscopic measurements of [Fe/H] and T_{eff} and parallax measurements from Gaia DR2 to define our Gaussian priors, which have width b and mean a of each parameter. Eastman et al. (2019) gives a detailed description of how priors are implemented in EXOFASTv2. We compare the input T_{eff} and [Fe/H] from TRES to the same parameters from

Table 5. Spectroscopic values for TOI-852 from CORALIE and TRES compared to EXOFASTv2 results. Only the spectroscopic T_{eff} and $[\text{Fe}/\text{H}]$ from TRES are used as Gaussian priors in the EXOFASTv2 analysis.

Parameter	CORALIE	TRES	EXOFASTv2
T_{eff} (K)	5646 ± 110	5746 ± 51	5768 ± 84
$\log g$ (cgs)	4.17 ± 0.12	4.29 ± 0.10	4.09 ± 0.04
$[\text{Fe}/\text{H}]$ (dex)	$+0.17 \pm 0.05$	$+0.30 \pm 0.08$	$+0.33 \pm 0.09$
$v \sin I_*$ (km s^{-1})	15.0 ± 0.8	14.5 ± 0.5	-
R (resolving power)	60,000	44,000	-

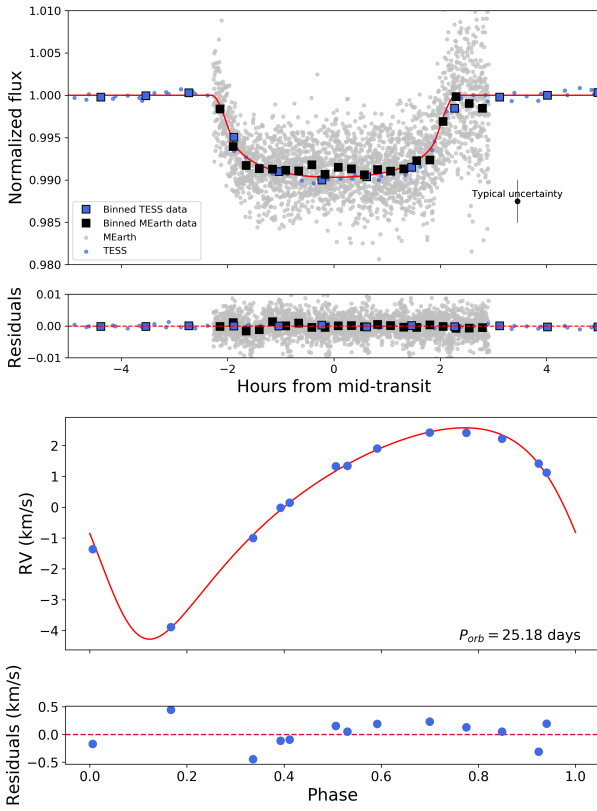


Figure 6. Top: TESS and MEarth light curves of TOI-811 with global EXOFASTv2 transit model in red. The binning for the TESS data uses bins averaged over 150 minutes and the binning for the MEarth data are averaged over 80 minutes. Bottom: CHIRON multi-order relative radial velocities of TOI-811 with EXOFASTv2 orbital solution plotted in red.

CORALIE and EXOFASTv2 in Table 5 and find them to be reasonably consistent with one another. The SEDs derived by EXOFASTv2 for each star are shown in Figure 8. An abbreviated list of derived parameters is shown in Table 6 with the full set of derived parameters and input priors for each system shown in Table 7 and Table

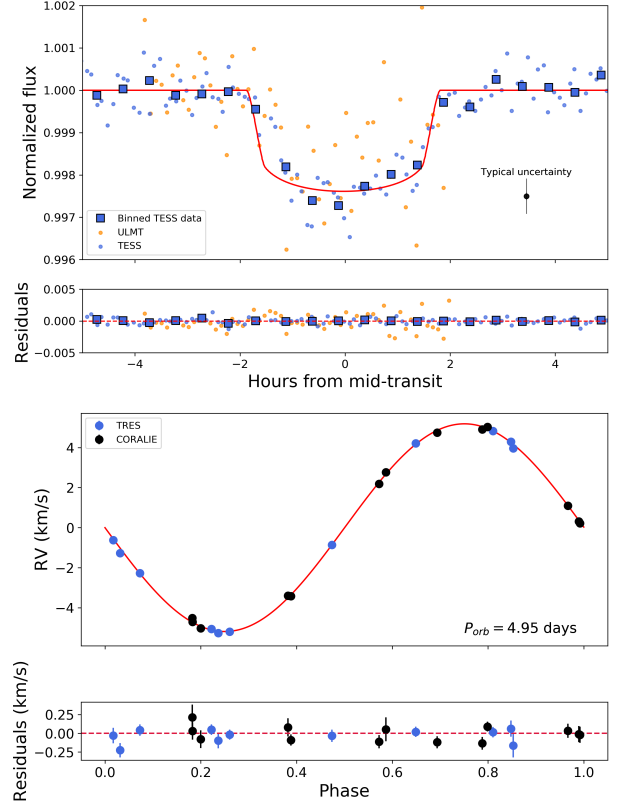


Figure 7. Top: TESS and ULMT light curves of TOI-852 with global EXOFASTv2 transit model in red. The binning for the TESS data uses bins averaged over 150 minutes. Bottom: TRES and CORALIE multi-order relative radial velocities of TOI-852 with EXOFASTv2 orbital solution plotted in red.

8. The orbital solution and transit model for TOI-811 is shown in Figure 6 and for TOI-852 in Figure 7.

3.1.1. Blended light in the TOI-811 system

Blended light from the nearby proper-motion companion (TIC 100757804, 2MASS J05520724-3255263) to TOI-811 (TIC 100757807) has one major effect on our analysis of the system. This is the dilution of the transit depth of the TESS light curve due to the field of view of each of the TESS pixels ($21'' \times 21''$) and the MEarth light curve given our extraction aperture size of $8''.4$ in the RG715 band. This is particularly important in the case of TOI-811 since the visual proper-motion companion is relatively close to the target star at a distance of $4''.35$ and the secondary star is only 5 times fainter (roughly two G magnitudes fainter, see Table 3). The additional light from the proper-motion companion star combined with the light from the primary star in the TESS and MEarth light curves makes the transit appear shallower than it actually is, which results in a smaller BD radius. So, for TESS and MEarth light curves for TOI-811 only, we supply additional Gaussian

input priors to EXOFASTv2 for the dilution factor A_D of $\mathcal{G}[0.190, 0.1]$ for each instrument. The dilution is calculated using the form $L2/(L1 + L2)$ where $L2$ is the comoving secondary star and $L1$ is the primary star in the TOI-811 system. The inclusion of these priors on the dilution in the light curves results in a BD radius that is $0.19R_J$ larger than when ignoring any effects of dilution. This relatively large change in the radius is reasonable given the photometric contribution of the comoving secondary star is $G < 2$ magnitudes at a $4''.35$ separation (see Table 3).

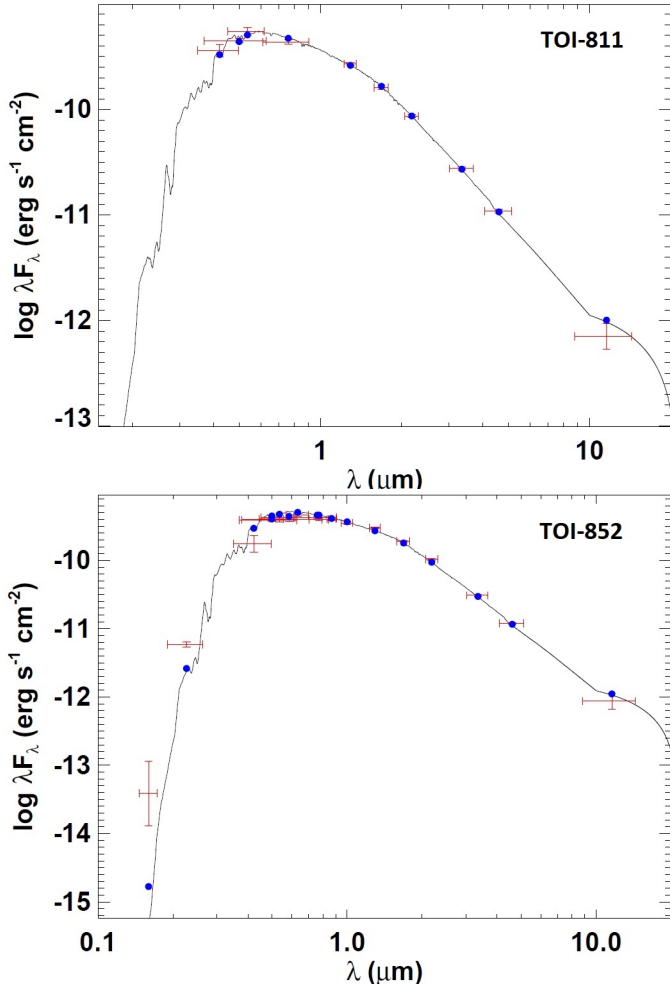


Figure 8. EXOFASTv2 SEDs for TOI-811 and TOI-852. Red symbols represent the observed photometric measurements, where the horizontal bars represent the effective width of the bandpass. Blue symbols are the model fluxes from the best-fit Kurucz atmosphere model (black).

Since we do not fit for the TESS bandpass in the SED of TOI-811, our results for the luminosity and radius of the target star are unaffected by this bandpass. The catalog photometry for the other bandpasses (B_T , V_T , J , H , K , WISE1, WISE2, and WISE3) resolve the target

star from the neighboring star, so no deblending correction is necessary for our SED model of TOI-811 shown in Figure 8.

3.1.2. Bimodality in the solution for TOI-852

We see bimodality in the posterior distribution for the age (and correlated parameters) of TOI-852, so we present the two most probable solutions resulting from the bimodal posterior distributions with the absolute most probable solution taken as the final adopted value (Table 8). The probability is calculated based on the area of the distribution and the reported value is the median of each probability distribution split at $M_* = 1.23M_\odot$. The most relevant bimodal posterior distributions are shown in Figure 9. The higher probability solution we report here has a probability of 0.58, with the less likely solution having a probability of 0.42. Though the differences in relative probability are marginal, we still adopt the higher of the two and simply show both solutions. This bimodality results from the degeneracy between the isochrones in this region of $\log g - T_{\text{eff}}$ space that TOI-852 occupies. In this case, the two curves we show in Figure 9 are the two MIST isochrones that the MCMC analysis found to be the best fits given this degeneracy and the input priors on T_{eff} and $[\text{Fe}/\text{H}]$ (we do not supply any priors on the surface gravity $\log g$).

We see no evidence of bimodality in the posterior distributions from the MCMC analysis of TOI-811.

3.2. Age indicators for TOI-811

We find evidence in the Li I 6708 Å absorption feature and in the rotation rate and color of TOI-811 that indicate the youth of the system. We also note several other points on the activity and age of this system: 1) With the exception of the rotational spot modulation in the TESS light curves, TOI-811 is a relatively quiet young star. We find no significant Ca II H and K core emission in the TRES spectra. We also find no significant core emission in the Ca II infrared triplets. TOI-811 does not correspond with any known UV or X-ray sources, though this is expected given its distance. 2) TOI-811 does not belong in any known clusters or associations. A query with the BANYAN Σ tool (Gagné et al. 2018) could not place TOI-811 into any well characterized associations. We perform a kinematics search for comoving members that may be associated with it. We queried a 25° region about TOI-811 using the Gaia DR2 catalog for stars brighter than $R_p < 13$, and with distances within 50% of that of the target star. This target list is cross matched with X-ray sources from ROSAT to identify any potential young stars that may be active. We then retrieve the TESS full-frame image light curves

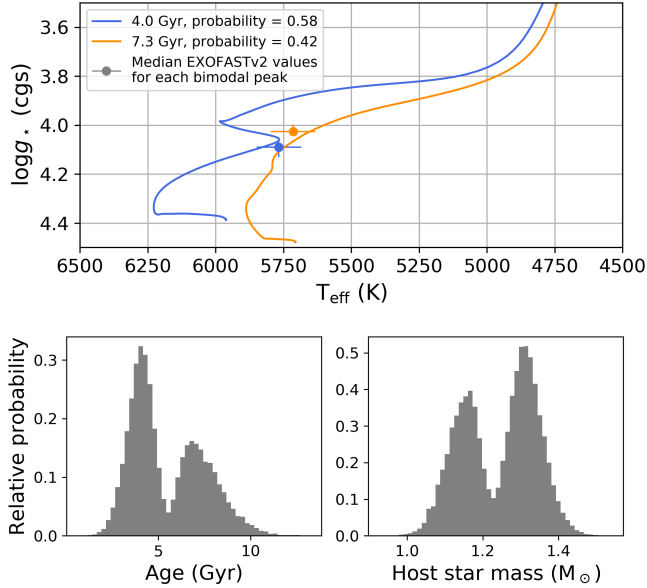


Figure 9. Top: MIST isochrones from EXOFASTv2 for TOI-852. When splitting this bimodal solution, the results are shown as the blue and orange points, which show the median values and 1σ errors for each peak. The blue color shows the higher probability solution for $\log g$ and T_{eff} and the orange shows the lower probability solution. Bottom: Age and stellar mass posterior distributions from EXOFASTv2 for TOI-852. We show these to provide a sense of the relative probabilities between the peaks of the bimodal distribution, which is in favor of a younger system ($4.0^{+0.7}_{-0.8}$ Gyr) over an older system ($7.3^{+1.3}_{-0.9}$ Gyr).

of any potential young stars that cross matches within this 3D box about TOI-811, and manually vet them for activity signatures. We find 39 stars within the region around TOI-811 that show strong rotational modulation and X-ray emission. However, they exhibit no structure in their UVW velocity distribution, and the velocities of TOI-811 did not correspond with any other stars within this subsample. In addition, this subsample does not form a distinct co-evolving population based on their colors, magnitudes, and rotation periods. As such, we conclude that we cannot identify any comoving members that are associated and coevolving with TOI-811.

3.2.1. Lithium abundance in TOI-811

One indicator of age in young stars is the abundance of lithium (Lambert & Reddy 2004). This is because the star reaches sufficient temperatures to destroy the lithium after it reaches a certain evolutionary state (age), so the presence of lithium implies that the star has not reached this state yet. We use a co-added TRES spectrum of TOI-811 to measure the equivalent width (EW) of the Li I 6708Å absorption line to be $0.133 \pm 0.024\text{Å}$ following Zhou et al. (2020). We es-

timate the Li I absorption strength by simultaneously fitting a set of Gaussian profiles to the region around 6708Å. Gaussian profiles with centroids at 6707.76Å and 6707.91Å account for the Li doublet while Gaussian profiles at 6707.43Å account for the blended Fe I line. We assume that each line has equal width, and the two Li doublet lines have equal heights. We compare the Li EW to empirical relationships of EW and T_{eff} of stars in clusters and associations (e.g. Somers & Pinsonneault 2015; Fang et al. 2018) in Figure 10, and from this we find that TOI-811 has an age not inconsistent with the stars in Pleiades (125 Myr) or IC 2602 and IC 2391 (30-50 Myr). Though we do not explicitly use the Li 6708Å EW measurement to constrain the age of TOI-811 in our analysis, we may qualitatively use it to confirm that TOI-811 is likely younger than 200 Myr. There is no detectable evidence of a lithium absorption feature in the TRES spectra of TOI-852.

3.2.2. Youth indicators for TIC 100757804

The Goodman spectra described in Section 2.6 were made in an effort to measure additional age indicators in the spectrum of TIC 100757804. We found no significant Li 6708Å ($\text{EW} < 0.01\text{Å}$) feature and an H-alpha ($\text{H}\alpha$) of $\text{EW} = 0.25\text{Å}$. This lack of Li 6708Å indicates that the system is likely not younger than the Pleiades (125 Myr; see Somers & Pinsonneault (2015) for Li 6708Å abundances in Pleiades stars) but the presence of $\text{H}\alpha$ implies that the system is also not older than Praesepe (600-800 Myr). This is consistent with the youth indicators for TOI-811 that we explore in and highlight in Figure 10.

3.2.3. Gyrochronology of TOI-811

For the first time, we are able to use gyrochronology of a host star to constrain the age of its transiting BD. Gyrochronology takes the ideas of the Skumanich relationship and combines it with the $B - V$ magnitude (as a proxy for stellar mass) of stars to estimate the stellar age. A formulation for estimating the age via a “gyrochrone” was developed by Barnes (2007) and further refined by Mamajek & Hillenbrand (2008) to accommodate a wider range of stellar ages. Here we use the refined formulation by Mamajek & Hillenbrand (2008) in the following equation:

$$P_{\text{rot}}(B - V, t) = a[(B - V) - c]^b t^n \quad (1)$$

where the stellar rotation period P is a function of the $B - V$ color and age t of the star, $a = 0.407 \pm 0.021$ and $b = 0.325 \pm 0.240$ are constants, $c = 0.495 \pm 0.010$ is the “color singularity”, and $n = 0.566 \pm 0.008$ is the time-dependent power law. The rotation period P is given in days and the stellar age t is given in Myr. For

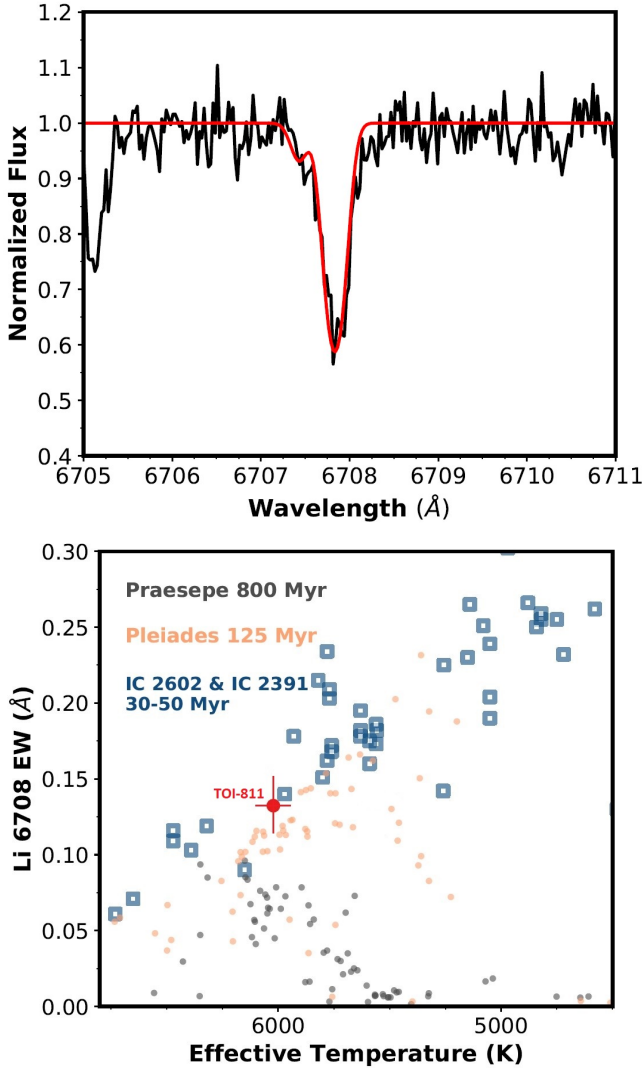


Figure 10. Top panel: Normalized TRES spectrum of TOI-811 centered on the lithium absorption line. The model fit to the line and used to measure EW is shown in red. Bottom panel: Equivalent width versus effective temperature showing TOI-811 in red and several stellar clusters and associations at a range of different ages. See [Stauffer et al. \(1997\)](#); [Bouvier et al. \(2018\)](#) for lithium EW and stellar T_{eff} values in these cluster.

TOI-811, we seek to determine the stellar age using the rotation period $P_{\text{rot}} = 3.21 \pm 0.02$ days and the $B - V = 0.707 \pm 0.203$ color (from Table 2), so we solve for t in Equation 1. This yields an estimate for the age of TOI-811 to be 93_{-29}^{+61} Myr, which is consistent with the upper limit to the age of 200 Myr indicated by the Li 6708 Å EW measurement.

We note here that even though the [Mamajek & Hillenbrand \(2008\)](#) model for gyrochronology yields a relatively well-determined estimate for the age of TOI-811, in general, there is a larger uncertainty in this age deter-

mination depending on the choice of coefficients in Equation 1. This idea can be demonstrated when choosing different coefficients (from [Angus et al. \(2019\)](#)), where the age of TOI-811 would be 230 ± 30 Myr instead of 93_{-29}^{+61} Myr. That said, our confirmation of the youth of the TOI-811 system remains unchanged.

Although we could apply the same analysis to TOI-852, gyrochronology is best applied to young solar analogs and especially those without close-in massive companions, which may raise tides in the surface of the star and affect the stellar rotation period. Young solar analogs have more surface activity in the form of star spots, for example, and so are easier to extract a rotation period from with a periodogram analysis of their light curves. Though we are able to relatively easily obtain a rotation period from the modulation in the light curve of TOI-852, we find two disqualifying features about the system that discourage a pursuit of a gyrochronologic measurement.

The first is that we find a bimodal age distribution that indicates that the host star is evolved (4 Gyr or 7 Gyr) based on the MIST models. Though the bimodal nature of the distribution in age makes a precise age determination more difficult, we can confidently conclude that TOI-852 is an evolved system. Evolved solar analog stars are especially poor candidates for gyrochronology given the large spread in their rotation periods ([van Saders et al. 2019](#)). In other words, though it may be the case that we can constrain the age of an evolved or subgiant star relatively well, that will not be useful in a gyrochronologic analysis given subgiants have rotation periods ranging from 1 to 50 days as [van Saders et al. \(2019\)](#) show.

The second disqualifying feature is that the BD companion has likely had non-negligible tidal influence on the rotation period of the star given the system’s mass ratio and short orbital period.

3.3. Rotational inclination angles of TOI-811 and TOI-852

Whenever we detect photometric modulation in the light curve of a star, we have the opportunity to combine the information about the stellar rotation period within that modulation with the projected equatorial velocity of the star to determine the inclination angle I_{\star} . When compared to the inclination angle of a transiting object, in our case transiting BDs, then we may learn of the host star obliquity. The traditional way of calculating I_{\star} is:

$$I_{\star} = \sin^{-1} \left(\frac{v \sin I_{\star}}{V_{\text{rot}}} \right) \quad (2)$$

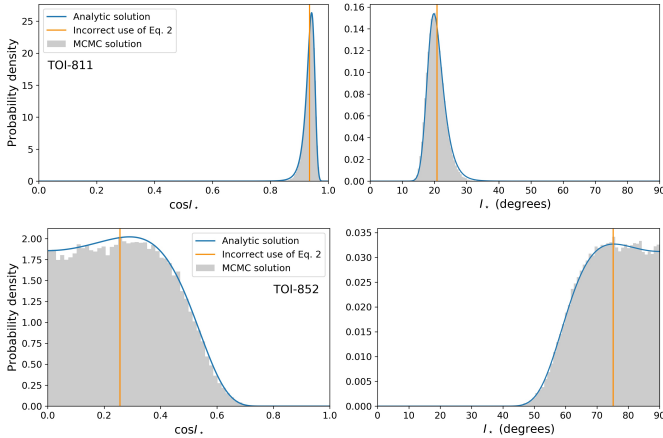


Figure 11. Probability distributions of $\cos I_*$ and I_* for TOI-811 (top) and TOI-852 (bottom). The analytic and MCMC solutions follow the procedure outlined by Masuda & Winn (2020). TOI-811 has an inclination angle $I_* = 19.62^{+3.62}_{-1.81}^\circ$, which is misaligned and nearly polar with the orbit of the BD and to the equator of the stellar spin. In contrast, TOI-852 has an inclination angle $I_* = 73.12^{+11.88}_{-9.86}^\circ$, which is only marginally misaligned (near the equator of the stellar spin) with the orbit of TOI-852b. For completeness, we show that the incorrect use of Equation 2 results in no information about the asymmetry of the uncertainties and that it differs slightly from the peak of the analytic solution.

where our observed $v \sin I_*$ values come from the TRES spectra of each star and $V_{\text{rot}} = 2\pi R_*/P_{\text{rot}}$. We obtain R_* from our EXOFASTv2 results and P_{rot} from our Lomb-Scargle periodogram analysis for each star. Although Equation 2 appears quite simple, in practice we must be cautious in our use of it. Because the priors on $v \sin I_*$ and V_{rot} are dependent on each other, we must use statistical inference to calculate I_* , otherwise we will bias the resulting I_* and lack information on the uncertainties on that measurement. By leveraging the probability distributions of R_* and $v \sin I_*$ properly, we produce a distribution of $\cos I_*$ and I_* values from which we derive uncertainties for the stellar inclination. The details of this treatment are outlined in Masuda & Winn (2020) and our results using their procedure are shown in Figure 11. For TOI-811, $v \sin I_* = 7.11 \pm 0.50 \text{ km s}^{-1}$ and $V_{\text{rot}} = 19.44^{+1.35}_{-2.44} \text{ km s}^{-1}$. For TOI-852, $v \sin I_* = 14.50 \pm 0.50 \text{ km s}^{-1}$ and $V_{\text{rot}} = 14.97 \pm 0.34 \text{ km s}^{-1}$.

TOI-811 has an inclination angle $I_* = 19.62^{+3.62}_{-1.81}^\circ$ and when compared to the orbital inclination angle $i = 89.56^{+0.28}_{-0.24}^\circ$ of the BD, we clearly see that the TOI-811 system is misaligned. TOI-852 has an inclination angle $I_* = 73.12^{+11.88}_{-9.86}^\circ$ and this is comparable to the orbital inclination angle $i = 84.74^{+0.28}_{-0.27}^\circ$ of the BD in this system. This means that TOI-852 is marginally misaligned. Additionally, without a measurement of the

obliquity of the orbital plane of the transiting BDs (for example, from in-transit Doppler tomography measurements), we only have the line-of-sight-projected orbital obliquity. It is important to note that these are projected alignments and that the stellar inclination angle may be offset by 180° and still show the same relative alignment to the orbit of the BD.

We show in Figure 12 where TOI-811b and TOI-852b appear in the context of giant planets for which we have information on the obliquity and eccentricity, and for which the host star has $T_{\text{eff}} < 6250\text{K}$. These BDs are consistent with the pattern seen in the giant planet population where objects with $a/R_* < 8$ are in well-aligned, circular orbits and those $a/R_* > 8$ are eccentric and sometimes misaligned (Albrecht et al. 2012).

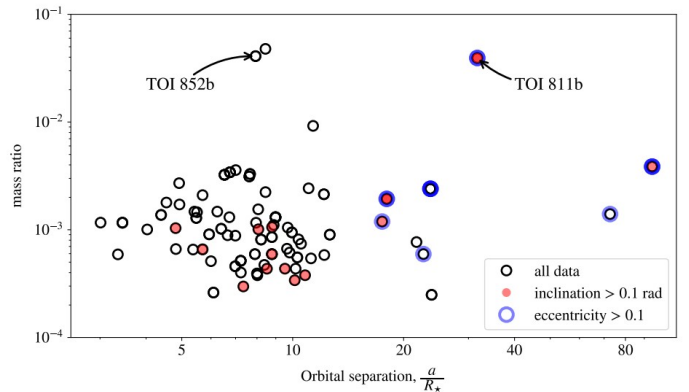


Figure 12. Mass ratio versus orbital separation (a/R_*) for a representative sample of giant planets orbiting stars of $T_{\text{eff}} < 6250\text{K}$ (Southworth 2011) with TOI-852b and TOI-811b highlighted. Though both BDs are outliers in mass, they follow the pattern seen in their giant planet counterparts: circular, aligned orbits for $a/R_* < 8$ or eccentric, misaligned orbits for $a/R_* > 8$.

4. DISCUSSION

With the discoveries of TOI-811b and TOI-852b, we add two more transiting BDs with well-determined masses and radii (i.e. with uncertainties around the 5-10% level) to the transiting BD population. Two years ago, we knew of only 17 transiting BDs (and 2 BDs in an eclipsing binary system discovered by Stassun et al. (2006)) and only 14 of those with uncertainties on their radius at less than 10%. Now, we know of 25 BDs that transit a star (and 3 additional BDs in a triple system discovered by Triaud et al. (2020)) and as we show in Table 6, the TESS mission has made a steady contribution to the number of known transiting BDs over the span of its primary mission. Five of six of these TESS BDs also have improved precision on the measurements of their radii thanks to improved parallaxes from Gaia DR2.

TESS has covered most of the sky with at least roughly 28 days of continuous observation, which has led to discoveries of transiting BDs in orbital periods on the order of 10 days or less (to enable the detection of multiple transits). As TESS lengthens its effective coverage beyond a minimum of 28 days during its first extended mission, we will discover more transiting BDs in longer periods that are potentially similar to the likes of TOI-811b. Young transiting BDs like TOI-811b are particularly valuable since these occupy a place in the mass-radius diagram where radius changes quickly with age.

As we discover more transiting BDs, we must generally give more statistical weight to those with well-determined masses, radii, and ages. Transiting BDs with radius uncertainties above the 10% level (such as CoRoT-33b and TOI-503b) though valuable for the census of the transiting BD population, offer little in the way of providing a firm test point for substellar isochrones (e.g. Chabrier et al. 2000; Baraffe et al. 2003; Saumon & Marley 2008; Phillips et al. 2020). This is because transiting BDs change rapidly in radius at young ages up to 1 Gyr and they appear to asymptotically approach a minimum radius at older ages. So, a poor constraint on the radius provides little if any constraint on which substellar isochrone at a given age best matches. CoRoT-33b is a particularly bad offender in this regard given its radius uncertainties span from $0.57R_J$ to $1.63R_J$ (corresponding to the 100 Myr to beyond the 10 Gyr isochrone tracks) in the mass-radius diagram (Figure 13).

If instead we are fortunate enough to discover a transiting BD like TOI-811b, where we have precise measurements of the BD’s radius and a decent constraint on the host star’s youth, we must take advantage of and give more weight to such discoveries. We should similarly treat objects like TOI-852b, where we have a precise measurement on the radius and a fair constraint on the old age (from stellar isochrone models), which reveal the BD to trace out the oldest substellar isochrones along with several other old transiting BDs.

4.1. Testing young and old substellar isochrones

With the new transiting BD discoveries in this study, we have the opportunity to test some of the youngest and the oldest substellar isochrones in the mass-radius diagram. We show both the ATMO 2020 and the Saumon & Marley (2008) (SM08) models in Figure 13 to examine how well each describes our young and old transiting BDs in this study. We choose to include the SM08 models to show an independent set of evolutionary tracks from the ATMO 2020 models and to high-

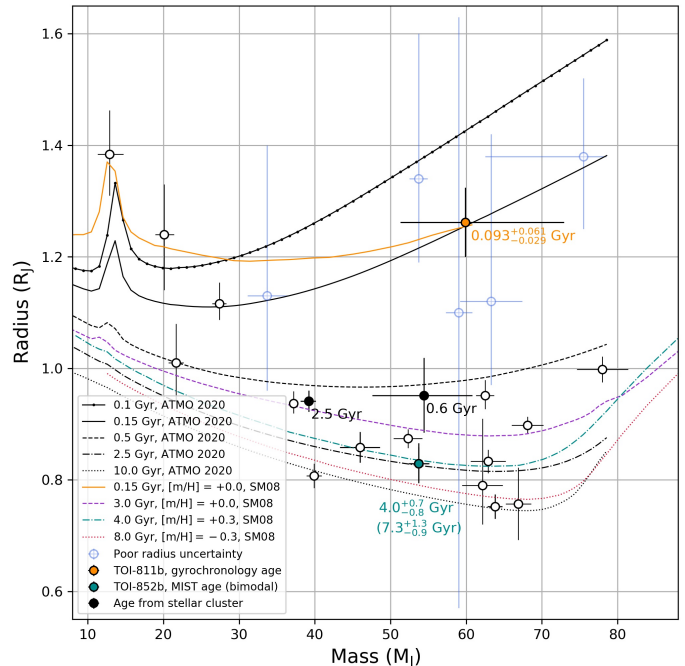


Figure 13. Mass-radius diagram of transiting BDs featuring the SM08 and ATMO 2020 models. TOI-811b ($0.093^{+0.061}_{-0.029}$ Gyr) and TOI-852b ($4.0^{+0.7}_{-0.8}$ Gyr) are shown as an orange point and a cyan point, respectively. Only 3 BDs that transit main sequence stars have ages constrained by stellar clusters or associations (AD 3116b at 600 Myr in Praesepe, CWW 89Ab at 2.5 Gyr in Ruprecht 147, and RIK 72b at 10 Myr in Upper Scorpius). We give some attention to CWW 89Ab (labelled by “2.5 Gyr”) to show that the SM08 models can demonstrate consistency with it, but refer to Beatty et al. (2018) for a detailed review of this system. Note RIK 72b is not shown because its radius is $3.1R_J$. Also not shown are the BD binary systems, 2MASS J05352184–0546085 (located in the Orion Nebula Cluster with an age of 1–2 Myr) and 2MASS J1510478–281817 (in the Argus moving group, 45 Myr) given that these are not transiting stars. We also update the radius of AD 3116b using the Gaia DR2 parallax of its host star for this figure.

light how metallicity affects BD evolution. However, it is important to note that we do not have any measure of the atmospheric composition of either TOI-811b or TOI-852b, so the comparison to the SM08 models assumes that the metallicity matches that of the host star. It has been theorized by works like Burrows et al. (2011) that a higher metallicity causes a higher BD atmospheric opacity and that this results in the BD maintaining more internally generated heat and thus a larger radius at a given age. We do not fully explore this idea in this work, but we highlight the effects of metallicity by showing a sample of the SM08 models that we find to most closely fit TOI-811b and TOI-852b in Figure 13.

We find that TOI-811b occupies a region of the substellar mass-radius space with no other objects that have well-determined radii and ages to serve as tests of substellar isochrones. We have estimated the age of TOI-811b using three methods: 1) using an EW measurement of the Li 6708Å absorption feature in the host star’s spectrum for an age not inconsistent with 50 – 125 Myr, 2) using gyrochronology and Equation 1 to estimate an age of 93_{-29}^{+61} Myr for the host star (though this can have a large uncertainty as discussed in Section 3.2.3), 3) using the MIST isochrones (when using a prior on the age from Equation 1) for an age estimate of 117_{-37}^{+43} Myr of the host star. This is all under the assumption that the host star and transiting BD formed at the same time and so are the same age. From this analysis, we are confident that the age of TOI-811b is roughly 100-200 Myr, thus making it a meaningful test point for young substellar isochrones and showing that the age is consistent with the SM08 and ATMO 2020 evolutionary tracks for ages between roughly 100 and 200 Myr.

TOI-852b is a significantly older transiting BD. Our analysis yields a bimodal result for the age of TOI-852 to be either 4.0 Gyr or 7.3 Gyr based on the MIST isochrones, which places its companion BD among the oldest known transiting BDs. The 4.0 Gyr solution is favored by a probability of 0.58 to the probability of 0.42 of the 7.3 Gyr solution. TOI-852b’s age is consistent with the 4-8 Gyr SM08 models. This may be a result of the relatively high metallicity ($[\text{Fe}/\text{H}] = +0.33$) increasing the atmospheric opacity and limiting the rate of heat loss and contraction of the BD, which is a phenomenon detailed in works like [Saumon & Marley \(2008\)](#) and [Burrows et al. \(2011\)](#). In other words, a lower metallicity yields a smaller BD at a given age and a higher metallicity yields a larger BD at that same given age. However, pay careful attention to the key in Figure 13 and note that the 4-8 Gyr SM08 models also span the metallicity range of -0.3 to $+0.3$ dex, which means that TOI-852b is consistent with the 8 Gyr, -0.3 dex SM08, if only marginally. So, the MIST models for the age of the host star in the TOI-852 system slightly favor a 4 Gyr solution and the SM08 models show a consistency with an age of 4-8 Gyr, but over a large range of metallicities.

4.2. *Orbital properties of the TOI-811 and TOI-852 systems*

We see that both TOI-811b and TOI-852b add new test points for young and old substellar isochrones, respectively. We now examine each transiting BD’s orbital properties and compare them to each other. TOI-811b is a young transiting BD in an eccentric $e = 0.41$ orbit in a period of $P_{\text{orb}} = 25.2$ days. Based on

the projected alignment of the stellar inclination angle ($I_{\star} = 19.62_{-1.81}^{+3.62} \text{ }^{\circ}$) of TOI-811 with the orbital inclination angle ($i = 89.56_{-0.24}^{+0.28} \text{ }^{\circ}$) of TOI-811b, we show that the system is highly spin-orbit misaligned, with one pole of the star nearly pointing along the line of sight of the observer.

In contrast, TOI-852b orbits its host star in $P_{\text{orb}} = 5.0$ days and has an eccentricity consistent with zero (a circular orbit). The orbital period is nearly synchronized with the rotational period of the host star ($P_{\text{rot}} = 5.8$ days) and from this P_{rot} , we are able to determine that the projected stellar inclination angle $I_{\star} = 73.12_{-9.86}^{+11.88} \text{ }^{\circ}$ and the orbital inclination angle $i = 84.74_{-0.27}^{+0.28} \text{ }^{\circ}$ of the BD are consistent with alignment. Altogether, this means that we cannot rule out that this system is old enough to have had the BD circularize in its orbit, nearly synchronize with the rotation rate of the star, and nearly align with the spin axis of the star via tidal interactions. However, it is also possible that the BD instead formed at or near its current orbital distance from the star and slowly migrated inward. This contrasts the TOI-811 system in which we have a much younger BD in a wider, eccentric orbit that is clearly misaligned with the projected spin axis of the star and not synchronized with the stellar rotation rate of $P_{\text{rot}} = 3.2$ days. Though we do not explore these tidal interactions in much more detail in this study, we still note their potential significance in these systems and how they compare to others (Figure 12).

4.3. *Summary*

We use data from the TESS mission, ground based RV follow up, and parallax measurements from Gaia DR2 to characterize two newly discovered transiting BDs, TOI-811b and TOI-852b. We find evidence in the Li 6708Å equivalent width in the spectrum of TOI-811 that the star is roughly between the ages of 50-125 Myr and that this is not inconsistent with the age of 93_{-29}^{+61} Myr that we calculate from gyrochronology relations [Mamajek & Hillenbrand \(2008\)](#) and with the age of 117_{-37}^{+43} Myr that we estimate using the MIST models. Assuming the age of the transiting BD, TOI-811b, is the same as its host star, we find that the SM08 ([Saumon & Marley 2008](#)) and ATMO 2020 ([Phillips et al. 2020](#)) substellar isochrones are consistent with the mass, radius, and age of this transiting BD.

Our analysis of the TOI-852 system shows a bimodal age distribution that is marginally in favor of a 4.0 Gyr old system against a 7.3 Gyr old system. This system contrasts the TOI-811 system not only in age and radius difference but also in the orbital properties of the transiting BD. TOI-852b has a circular, 5-day orbit (com-

pared to the eccentric, 25-day orbital period of TOI-811b) that is nearly synchronized with the rotation period of the host star and marginally misaligned with the spin axis of the star (contrasting the misaligned orbit of the TOI-811 system). The ATMO 2020 substellar isochrones slightly underestimate the age of TOI-852b, but the SM08 models are consistent within 1σ of the 4.0 Gyr age of assumed from the MIST models of the host star.

These two new transiting BDs give us a look at young and old substellar objects and, in the case of TOI-811b, allow us to test substellar evolutionary models with a young transiting BD. For the first time, we use gyrochronology of a young star that hosts a transiting BD to benchmark substellar isochrones and we see that TOI-811b is consistent with the isochrones for transiting BDs between roughly 100 and 200 Myr in age. Though we have gradually increased the population size of transiting BDs with TESS over the past two years, we must especially pursue young transiting BDs like TOI-811b. By doing so, we create more opportunities to apply established stellar age dating methods like gyrochronology to transiting substellar objects.

5. ACKNOWLEDGEMENTS

Funding for the TESS mission is provided by NASA’s Science Mission directorate. This paper includes data collected by the TESS mission, which are publicly available from the Mikulski Archive for Space Telescopes (MAST). Resources supporting this work were provided by the NASA High-End Computing (HEC) Program through the NASA Advanced Supercomputing (NAS) Division at Ames Research Center for the production of the SPOC data products.

This work has made use of data from the European Space Agency (ESA) mission Gaia (<https://www.cosmos.esa.int/gaia>), processed by the Gaia Data Processing and Analysis Consortium (DPAC, <https://www.cosmos.esa.int/web/gaia/dpac/consortium>).

Funding for the DPAC has been provided by national institutions, in particular the institutions participating in the Gaia Multilateral Agreement.

Funding for this work is provided by the National Science Foundation Graduate Research Fellowship Program Fellowship (GRFP).

TWC acknowledges the efforts of the members of the TESS Follow up Program and the Science Processing Operations Center in making the TESS data readily accessible for the analysis in this work. TWC also thanks Adam Kraus and Elisabeth Newton for contributing discussions.

The MEarth Team gratefully acknowledges funding from the David and Lucile Packard Fellowship for Science and Engineering (awarded to D.C.). This material is based upon work supported by the National Science Foundation under grants AST-0807690, AST-1109468, AST-1004488 (Alan T. Waterman Award), and AST-1616624, and upon work supported by the National Aeronautics and Space Administration under Grant No. 80NSSC18K0476 issued through the XRP Program. This work is made possible by a grant from the John Templeton Foundation. The opinions expressed in this publication are those of the authors and do not necessarily reflect the views of the John Templeton Foundation.

This work makes use of observations from the LCOGT network.

The authors thank the reviewer for the timely feedback and thoughtful comments.

Facilities: TESS, Las Cumbres Observatory Global Telescope (LCOGT), SuperWASP, SOAR (HRCam), Gaia, FLWO:1.5m (TRES), CTIO:1.5m (CHIRON), Euler:1.2m (CORALIE), WISE (infrared), CTIO:2MASS (optical, infrared), MEarth (Optical)

Software: EXOFASTv2 (Eastman et al. 2019), SPC (Buchhave et al. 2012), LCO BANZAI (Collins et al. 2017), AstroImageJ (Collins et al. 2017)

REFERENCES

- Albrecht, S., Winn, J. N., Johnson, J. A., et al. 2012, *ApJ*, 757, 18
- Angus, R., Morton, T. D., Foreman-Mackey, D., et al. 2019, *AJ*, 158, 173
- Baraffe, I., Chabrier, G., Allard, F., & Hauschildt, P. H. 2002, *A&A*, 382, 563
- Baraffe, I., Chabrier, G., Barman, T. S., Allard, F., & Hauschildt, P. H. 2003, *A&A*, 402, 701
- Barnes, S. A. 2007, *ApJ*, 669, 1167
- Bayliss, D., Hojjatpanah, S., Santerne, A., et al. 2017, *AJ*, 153, 15
- Beatty, T. G., Morley, C. V., Curtis, J. L., et al. 2018, *AJ*, 156, 168
- Berta, Z. K., Irwin, J., Charbonneau, D., Burke, C. J., & Falco, E. E. 2012, *AJ*, 144, 145
- Bonomo, A. S., Sozzetti, A., Santerne, A., et al. 2015, *A&A*, 575, A85

- Bouchy, F., Deleuil, M., Guillot, T., et al. 2011, *A&A*, 525, A68
- Bouvier, J., Barrado, D., Moraux, E., et al. 2018, *A&A*, 613, A63
- Brasseur, C. E., Phillip, C., Fleming, S. W., Mullally, S. E., & White, R. L. 2019, *Astrocut: Tools for creating cutouts of TESS images*, , , ascl:1905.007
- Brown, T. M., Baliber, N., Bianco, F. B., et al. 2013, *Publications of the Astronomical Society of the Pacific*, 125, 1031
- Buchhave, L. A., Latham, D. W., Johansen, A., et al. 2012, *Nature*, 486, 375
- Burrows, A., Heng, K., & Nampaisarn, T. 2011, *ApJ*, 736, 47
- Burrows, A., Hubbard, W. B., Lunine, J. I., & Liebert, J. 2001, *Reviews of Modern Physics*, 73, 719
- Carmichael, T. W., Latham, D. W., & Vanderburg, A. M. 2019, *AJ*, 158, 38
- Carmichael, T. W., Quinn, S. N., Mustill, A. J., et al. 2020, *AJ*, 160, 53
- Castelli, F., & Kurucz, R. L. 2004, *ArXiv Astrophysics e-prints*, astro-ph/0405087
- Chabrier, G., Baraffe, I., Allard, F., & Hauschildt, P. 2000, *ApJ*, 542, 464
- Choi, J., Dotter, A., Conroy, C., et al. 2016, *ApJ*, 823, 102
- Clemens, J. C., Crain, J. A., & Anderson, R. 2004, in *Society of Photo-Optical Instrumentation Engineers (SPIE) Conference Series*, Vol. 5492, *Ground-based Instrumentation for Astronomy*, ed. A. F. M. Moorwood & M. Iye, 331–340
- Collins, K. A., Kielkopf, J. F., Stassun, K. G., & Hessman, F. V. 2017, *AJ*, 153, 77
- Csizmadia, S., Hatzes, A., Gandolfi, D., et al. 2015, *A&A*, 584, A13
- David, T. J., Hillenbrand, L. A., Gillen, E., et al. 2019, *ApJ*, 872, 161
- Deleuil, M., Deeg, H. J., Alonso, R., et al. 2008, *A&A*, 491, 889
- Díaz, R. F., Damiani, C., Deleuil, M., et al. 2013, *A&A*, 551, L9
- Díaz, R. F., Montagnier, G., Leconte, J., et al. 2014, *A&A*, 572, A109
- Donati, J.-F., Semel, M., Carter, B. D., Rees, D. E., & Collier Cameron, A. 1997, *MNRAS*, 291, 658
- Dotter, A. 2016, *ApJS*, 222, 8
- Eastman, J. D., Rodriguez, J. E., Agol, E., et al. 2019, *arXiv e-prints*, arXiv:1907.09480
- Fang, X.-S., Zhao, G., Zhao, J.-K., & Bharat Kumar, Y. 2018, *MNRAS*, 476, 908
- Gagné, J., Mamajek, E. E., Malo, L., et al. 2018, *ApJ*, 856, 23
- Gillen, E., Hillenbrand, L. A., David, T. J., et al. 2017, *ApJ*, 849, 11
- Gray, D. F. 2005, *The Observation and Analysis of Stellar Photospheres*
- Hodžić, V., Triaud, A. H. M. J., Anderson, D. R., et al. 2018, *MNRAS*, 481, 5091
- Høg, E., Fabricius, C., Makarov, V. V., et al. 2000, *A&A*, 355, L27
- Huang, C. X., Quinn, S. N., Vanderburg, A., et al. 2020, *ApJL*, 892, L7
- Irwin, J., Irwin, M., Aigrain, S., et al. 2007, *MNRAS*, 375, 1449
- Irwin, J., Buchhave, L., Berta, Z. K., et al. 2010, *ApJ*, 718, 1353
- Irwin, J. M., Berta-Thompson, Z. K., Charbonneau, D., et al. 2015, in *Cambridge Workshop on Cool Stars, Stellar Systems, and the Sun*, Vol. 18, *18th Cambridge Workshop on Cool Stars, Stellar Systems, and the Sun*, 767–772
- Irwin, J. M., Charbonneau, D., Esquerdo, G. A., et al. 2018, *AJ*, 156, 140
- Jackman, J. A. G., Wheatley, P. J., Bayliss, D., et al. 2019, *MNRAS*, 489, 5146
- Jenkins, J. M., Twicken, J. D., McCauliff, S., et al. 2016, in *Society of Photo-Optical Instrumentation Engineers (SPIE) Conference Series*, Vol. 9913, *Software and Cyberinfrastructure for Astronomy IV*, 99133E
- Jensen, E. 2013, *Tapir: A web interface for transit/eclipse observability*, *Astrophysics Source Code Library*, , , ascl:1306.007
- Johnson, J. A., Apps, K., Gazak, J. Z., et al. 2011, *ApJ*, 730, 79
- Lambert, D., & Reddy, E. 2004, *Monthly Notices of the Royal Astronomical Society*, 349, 757
- Lindgren, L., Hernández, J., Bombrun, A., et al. 2018, *A&A*, 616, A2
- Mamajek, E. E., & Hillenbrand, L. A. 2008, *ApJ*, 687, 1264
- Masuda, K., & Winn, J. N. 2020, *AJ*, 159, 81
- Moutou, C., Bonomo, A. S., Bruno, G., et al. 2013, *A&A*, 558, L6
- Nidever, D. L., Marcy, G. W., Butler, R. P., Fischer, D. A., & Vogt, S. S. 2002, *ApJS*, 141, 503
- Nowak, G., Palle, E., Gandolfi, D., et al. 2017, *AJ*, 153, 131
- Paxton, B., Marchant, P., Schwab, J., et al. 2015, *ApJS*, 220, 15
- Pepe, F., Mayor, M., Rupprecht, G., et al. 2002, *The Messenger*, 110, 9

- Persson, C. M., Csizmadia, S., Mustill, A. J., et al. 2019, *A&A*, 628, A64
- Phillips, M. W., Tremblin, P., Baraffe, I., et al. 2020, *A&A*, 637, A38
- Queloz, D., Mayor, M., Udry, S., et al. 2001, *The Messenger*, 105, 1
- Santos, N. C., Mayor, M., Naef, D., et al. 2002, *A&A*, 392, 215
- Saumon, D., & Marley, M. S. 2008, *ApJ*, 689, 1327
- Schlafly, E. F., & Finkbeiner, D. P. 2011, *ApJ*, 737, 103
- Siverd, R. J., Beatty, T. G., Pepper, J., et al. 2012, *ApJ*, 761, 123
- Skrutskie, M. F., Cutri, R. M., Stiening, R., et al. 2006, *AJ*, 131, 1163
- Skumanich, A. 1972, *ApJ*, 171, 565
- Somers, G., & Pinsonneault, M. H. 2015, *MNRAS*, 449, 4131
- Southworth, J. 2011, *MNRAS*, 417, 2166
- Spiegel, D. S., Burrows, A., & Milsom, J. A. 2011, *ApJ*, 727, 57
- Stassun, K. G., Mathieu, R. D., & Valenti, J. A. 2006, *Nature*, 440, 311
- Stassun, K. G., Oelkers, R. J., Pepper, J., et al. 2018, *AJ*, 156, 102
- Stassun, K. G., Oelkers, R. J., Paegert, M., et al. 2019, *AJ*, 158, 138
- Stauffer, J. R., Hartmann, L. W., Prosser, C. F., et al. 1997, *ApJ*, 479, 776
- Subjak, J., Sharma, R., Carmichael, T. W., et al. 2020, *AJ*, 159, 151
- Tokovinin, A. 2018, *PASP*, 130, 035002
- Tokovinin, A., Fischer, D. A., Bonati, M., et al. 2013, *PASP*, 125, 1336
- Triaud, A. H. M. J., Hebb, L., Anderson, D. R., et al. 2013, *A&A*, 549, A18
- Triaud, A. H. M. J., Burgasser, A. J., Burdanov, A., et al. 2020, *Nature Astronomy*, 4, 650
- van Saders, J. L., Pinsonneault, M. H., & Barbieri, M. 2019, *ApJ*, 872, 128
- Vanderburg, A., Huang, C. X., Rodriguez, J. E., et al. 2019, *ApJL*, 881, L19
- Wright, E. L., Eisenhardt, P. R. M., Mainzer, A. K., et al. 2010, *AJ*, 140, 1868
- Yee, S. W., Petigura, E. A., & von Braun, K. 2017, *ApJ*, 836, 77
- Zhou, G., Bakos, G. Á., Bayliss, D., et al. 2019, *The Astronomical Journal*, 157, 31.
<https://doi.org/10.3847/2F1538-3881/2Faaf1bb>
- Zhou, G., Winn, J. N., Newton, E. R., et al. 2020, *ApJL*, 892, L21
- Ziegler, C., Tokovinin, A., Briceño, C., et al. 2020, *AJ*, 159, 19

Table 6. List of published transiting and eclipsing brown dwarfs as of June 2020.

Name	P (days)	$M_{\text{BD}}/M_{\text{J}}$	$R_{\text{BD}}/R_{\text{J}}$	e	M_{\star}/M_{\odot}	R_{\star}/R_{\odot}	T_{eff} (K)	[Fe/H]	Reference
TOI-811b	25.166	$59.9^{+13}_{-8.6}$	1.26 ± 0.06	0.509 ± 0.075	1.32 ± 0.07	1.27 ± 0.09	6107 ± 77	$+0.40 \pm 0.09$	this work
TOI-852b	4.946	53.7 ± 1.4	0.83 ± 0.04	0.004 ± 0.004	1.32 ± 0.05	1.72 ± 0.04	5768 ± 84	$+0.33 \pm 0.09$	this work
HATS-70b	1.888	12.9 ± 1.8	1.38 ± 0.08	< 0.18	1.78 ± 0.12	1.88 ± 0.07	7930 ± 820	$+0.04 \pm 0.11$	1
KELT-1b	1.218	27.4 ± 0.9	1.12 ± 0.04	0.01 ± 0.01	1.34 ± 0.06	1.47 ± 0.05	6516 ± 49	$+0.05 \pm 0.08$	2
NLTT 41135b	2.889	33.7 ± 2.8	1.13 ± 0.27	< 0.02	0.19 ± 0.03	0.21 ± 0.02	3230 ± 130	-0.25 ± 0.25	3
LHS 6343c	12.713	62.9 ± 2.3	0.83 ± 0.02	0.056 ± 0.032	0.37 ± 0.01	0.38 ± 0.01	-	$+0.02 \pm 0.19$	4
LP 261-75b	1.882	68.1 ± 2.1	0.90 ± 0.02	< 0.007	0.30 ± 0.02	0.31 ± 0.01	3100 ± 50	-	5
WASP-30b	4.157	62.5 ± 1.2	0.95 ± 0.03	0 (adopted)	1.25 ± 0.04	1.40 ± 0.03	6202 ± 51	$+0.08 \pm 0.10$	6
WASP-128b	2.209	37.2 ± 0.9	0.94 ± 0.02	< 0.007	1.16 ± 0.04	1.15 ± 0.02	5950 ± 50	$+0.01 \pm 0.12$	7
CoRoT-3b	4.257	21.7 ± 1.0	1.01 ± 0.07	0 (adopted)	1.37 ± 0.09	1.56 ± 0.09	6740 ± 140	-0.02 ± 0.06	8
CoRoT-15b	3.060	63.3 ± 4.1	1.12 ± 0.30	0 (adopted)	1.32 ± 0.12	1.46 ± 0.31	6350 ± 200	$+0.10 \pm 0.20$	9
CoRoT-33b	5.819	59.0 ± 1.8	1.10 ± 0.53	0.070 ± 0.002	0.86 ± 0.04	0.94 ± 0.14	5225 ± 80	$+0.44 \pm 0.10$	10
Kepler-39b	21.087	20.1 ± 1.3	1.24 ± 0.10	0.112 ± 0.057	1.29 ± 0.07	1.40 ± 0.10	6350 ± 100	$+0.10 \pm 0.14$	11
KOI-189b	30.360	78.0 ± 3.4	1.00 ± 0.02	0.275 ± 0.004	0.76 ± 0.05	0.73 ± 0.02	4952 ± 40	-0.07 ± 0.12	12
KOI-205b	11.720	39.9 ± 1.0	0.81 ± 0.02	< 0.031	0.92 ± 0.03	0.84 ± 0.02	5237 ± 60	$+0.14 \pm 0.12$	13
KOI-415b	166.788	62.1 ± 2.7	0.79 ± 0.12	0.689 ± 0.001	0.94 ± 0.06	1.15 ± 0.15	5810 ± 80	-0.24 ± 0.11	14
EPIC 201702477b	40.737	66.9 ± 1.7	0.76 ± 0.07	0.228 ± 0.003	0.87 ± 0.03	0.90 ± 0.06	5517 ± 70	-0.16 ± 0.05	15
EPIC 212036875b	5.170	52.3 ± 1.9	0.87 ± 0.02	0.132 ± 0.004	1.29 ± 0.07	1.50 ± 0.03	6238 ± 60	$+0.01 \pm 0.10$	18, 21
AD 3116b	1.983	54.2 ± 4.3	1.02 ± 0.28	0.146 ± 0.024	0.28 ± 0.02	0.29 ± 0.08	3200 ± 200	$+0.16 \pm 0.10$	17
CWW 89Ab	5.293	39.2 ± 1.1	0.94 ± 0.02	0.189 ± 0.002	1.10 ± 0.05	1.03 ± 0.02	5755 ± 49	$+0.20 \pm 0.09$	16, 18
RIK 72b	97.760	59.2 ± 6.8	3.10 ± 0.31	0.146 ± 0.012	0.44 ± 0.04	0.96 ± 0.10	3349 ± 142	-	19
TOI-503b	3.677	53.7 ± 1.2	$1.34^{+0.26}_{-0.15}$	0 (adopted)	1.80 ± 0.06	1.70 ± 0.05	7650 ± 160	$+0.61 \pm 0.07$	22
TOI-569b	6.556	63.8 ± 1.0	0.75 ± 0.02	< 0.0035	1.21 ± 0.03	1.48 ± 0.03	5705 ± 76	$+0.40 \pm 0.08$	24
TOI-1406b	10.574	46.0 ± 2.7	0.86 ± 0.03	< 0.039	1.18 ± 0.09	1.35 ± 0.03	6290 ± 100	-0.08 ± 0.09	24
NGTS-7Ab*	0.676	$75.5^{+3.0}_{-13.7}$	$1.38^{+0.13}_{-0.14}$	0 (adopted)	0.48 ± 0.13	0.61 ± 0.06	3359 ± 106	-	23
2M0535-05a	9.779	56.7 ± 4.8	6.50 ± 0.33	0.323 ± 0.006	-	-	-	-	20
2M0535-05b	9.779	35.6 ± 2.8	5.00 ± 0.25	0.323 ± 0.006	-	-	-	-	20
2M1510 Aa	20.902	40.0 ± 2.9	1.53 ± 0.15	0.309 ± 0.022	-	-	-	-	25
2M1510 Ab	20.902	39.9 ± 2.9	1.53 ± 0.15	0.309 ± 0.022	-	-	-	-	25

NOTE—References: 1 - Zhou et al. (2019), 2 - Siverd et al. (2012), 3 - Irwin et al. (2010), 4 - Johnson et al. (2011), 5 - Irwin et al. (2018), 6 - Triaud et al. (2013), 7 - Hodžić et al. (2018), 8 - Deleuil et al. (2008), 9 - Bouchy et al. (2011), 10 - Csizmadia et al. (2015), 11 - Bonomo et al. (2015), 12 - Díaz et al. (2014), 13 - Díaz et al. (2013), 14 - Moutou et al. (2013), 15 - Bayliss et al. (2017), 16 - Nowak et al. (2017), 17 - Gillen et al. (2017), 18 - Carmichael et al. (2019), 19 - David et al. (2019), 20 - Stassun et al. (2006) (eclipsing system), 21 - Persson et al. (2019), 22 - Subjak et al. (2020), 23 - Jackman et al. (2019), 24 - Carmichael et al. (2020), 25 - Triaud et al. (2020) (eclipsing system), *TESS aided in the discovery of NGTS-7Ab (TIC 2055733261)

Table 7. MIST median values and 68% confidence interval for TOI-811, created using EXOFASTv2 commit number f8f3437. Here, $\mathcal{U}[a,b]$ is the uniform prior bounded between a and b , and $\mathcal{G}[a,b]$ is a Gaussian prior of mean a and width b . We show $v \sin I_*$ (measured from TRES) and the stellar age from Equation 1 (Age_{gyro}) only for convenient reference; the current build of EXOFASTv2 does not model $v \sin I_*$ or Age_{gyro} . We do use Age_{gyro} as a prior on the age.

Parameter	Units	Priors	Values
Stellar Parameters:			
M_*	Mass (M_\odot)	-	$1.323^{+0.053}_{-0.069}$
R_*	Radius (R_\odot)	-	$1.270^{+0.064}_{-0.092}$
L_*	Luminosity (L_\odot)	-	$2.04^{+0.21}_{-0.32}$
ρ_*	Density (cgs)	-	$0.911^{+0.18}_{-0.099}$
$\log g$	Surface gravity (cgs)	-	$4.352^{+0.045}_{-0.029}$
T_{eff}	Effective Temperature (K)	$\mathcal{G}[6013, 56]$	6107 ± 77
[Fe/H]	Metallicity (dex)	$\mathcal{G}[0.40, 0.10]$	$0.402^{+0.065}_{-0.090}$
Age	Age (Gyr)	$\mathcal{G}[0.077, 0.064]$	$0.117^{+0.043}_{-0.037}$
Age_{gyro}	Age from gyrochronology (Gyr)	Not modelled	$0.077^{+0.064}_{-0.026}$
A_V	V-band extinction (mag)	$\mathcal{U}[0, 0.07976]$	$0.055^{+0.040}_{-0.037}$
σ_{SED}	SED photometry error scaling	-	$8.9^{+5.0}_{-2.5}$
ϖ	Parallax (mas)	$\mathcal{G}[3.4923, 0.0211]$	$3.494^{+0.021}_{-0.022}$
d	Distance (pc)	-	$286.2^{+1.8}_{-1.7}$
$v \sin I_*$	Projected equatorial velocity (km s^{-1})	Not modelled	7.11 ± 0.50
V_{rot}	Rotational velocity (km s^{-1})	Not modelled	$19.44^{+1.35}_{-2.44}$
P_{rot}	Rotation period (days)	Not modelled	3.21 ± 0.02
Brown Dwarf Parameters:			
P	Period (days)	-	$25.16551^{+0.000035}_{-0.000033}$
M_P	Mass (M_J)	-	$59.9^{+13}_{-8.6}$
R_P	Radius (R_J)	-	1.262 ± 0.062
T_C	Time of conjunction (BJD _{TDB})	-	$2458438.24914^{+0.00049}_{-0.00047}$
a	Semi-major axis (AU)	-	$0.1874^{+0.0026}_{-0.0035}$
i	Orbital inclination (Degrees)	-	$89.27^{+0.44}_{-0.29}$
e	Eccentricity	-	0.509 ± 0.075
$\cos \omega_*$	-	$-0.454^{+0.085}_{-0.091}$
$\sin \omega_*$	-	$0.218^{+0.041}_{-0.042}$
T_{eq}	Equilibrium temperature (K)	-	762^{+15}_{-16}
K	RV semi-amplitude (m s^{-1})	-	3880^{+1000}_{-610}
R_P/R_*	Radius of planet in stellar radii	-	$0.1018^{+0.0012}_{-0.0011}$
a/R_*	Semi-major axis in stellar radii	-	$31.6^{+1.3}_{-1.2}$
δ	Transit depth (fraction)	-	$0.01037^{+0.00024}_{-0.00021}$
τ	Ingress/egress transit duration (days)	-	$0.0189^{+0.0018}_{-0.0014}$
b	Transit Impact parameter	-	$0.29^{+0.11}_{-0.16}$
$\log g_P$	Surface gravity	-	$4.976^{+0.066}_{-0.067}$
$M_P \sin i$	Minimum mass (M_J)	-	$59.9^{+13}_{-8.6}$
M_P/M_*	Mass ratio	-	$0.0434^{+0.0084}_{-0.0058}$
Wavelength Parameters:			
		I	TESS
u_1	linear limb-darkening coeff	0.175 ± 0.038	$0.312^{+0.039}_{-0.040}$
u_2	quadratic limb-darkening coeff	$0.261^{+0.048}_{-0.047}$	0.315 ± 0.046
A_D	Dilution from neighboring stars	$0.1920^{+0.0057}_{-0.0075}$	$0.1883^{+0.0074}_{-0.0059}$
Telescope Parameters:			
		CHIRON	
γ_{rel}	Relative RV Offset (m/s)	34210^{+220}_{-240}	
σ_J	RV Jitter (m/s)	620^{+210}_{-130}	
σ_J^2	RV Jitter Variance	$380000^{+300000}_{-150000}$	
Transit Parameters:			
		MEarth (I)	TESS
σ^2	Added Variance	$0.00000320^{+0.00000028}_{-0.00000027}$	$0.0000001919^{+0.0000000063}_{-0.0000000060}$
F_0	Baseline flux	1.00003 ± 0.00013	$1.0000026^{+0.0000097}_{-0.0000098}$

Table 8. MIST median values and 68% confidence interval for TOI-852, created using EXOFASTv2 commit number f8f3437. The most likely values (probability of 0.58) and the ones we report for this system are shown in boldface. Here, $\mathcal{U}[a,b]$ is the uniform prior bounded between a and b , and $\mathcal{G}[a,b]$ is a Gaussian prior of mean a and width b . We show $v \sin I_*$ (measured from TRES) only for convenient reference; the current build of EXOFASTv2 does not model $v \sin I_*$.

Parameter	Units	Priors	Most likely values	Less likely values
Stellar Parameters:			Prob. = 0.58	Prob. = 0.42
M_*	Mass (M_\odot)	-	$1.32^{+0.05}_{-0.04}$	$1.15^{+0.04}_{-0.05}$
R_*	Radius (R_\odot)	-	1.71 ± 0.04	1.72 ± 0.04
L_*	Luminosity (L_\odot)	-	$2.92^{+0.17}_{-0.16}$	$2.85^{+0.16}_{-0.15}$
ρ_*	Density (cgs)	-	$0.37^{+0.03}_{-0.02}$	0.32 ± 0.02
$\log g$	Surface gravity (cgs)	-	4.09 ± 0.04	$4.02^{+0.02}_{-0.03}$
T_{eff}	Effective Temperature (K)	$\mathcal{G}[5749, 51]$	5768^{+84}_{-81}	5714 ± 82
[Fe/H]	Metallicity (dex)	$\mathcal{G}[0.30, 0.10]$	$+0.334^{+0.085}_{-0.088}$	$+0.279^{+0.095}_{-0.094}$
Age	Age (Gyr)	-	$4.04^{+0.68}_{-0.76}$	$7.29^{+1.3}_{-0.92}$
A_V	V-band extinction (mag)	$\mathcal{U}[0, 0.07471]$	$0.038^{+0.025}_{-0.026}$	$0.037^{+0.026}_{-0.025}$
σ_{SED}	SED photometry error scaling	-	$2.51^{+1.0}_{-0.62}$	$2.52^{+1.0}_{-0.61}$
ϖ	Parallax (mas)	$\mathcal{G}[2.8172, 0.0421]$	$2.820^{+0.042}_{-0.043}$	$2.818^{+0.044}_{-0.042}$
d	Distance (pc)	-	$354.7^{+5.5}_{-5.2}$	$354.9^{+5.3}_{-5.4}$
$v \sin I_*$..	Projected equatorial velocity (km s^{-1})	Not modelled	14.50 ± 0.5	14.50 ± 0.50
V_{rot}	Rotational velocity (km s^{-1})	Not modelled	14.97 ± 0.34	14.97 ± 0.34
P_{rot}	Rotation period (days)	Not modelled	5.80 ± 1.39	5.80 ± 1.39
Brown Dwarf Parameters:				
P	Period (days)	-	$4.945613^{+0.000083}_{-0.000076}$	$4.945611^{+0.000083}_{-0.000074}$
M_P	Mass (M_J)	-	$53.7^{+1.4}_{-1.3}$	$49.2^{+1.1}_{-1.4}$
R_P	Radius (R_J)	-	$0.829^{+0.037}_{-0.035}$	0.85 ± 0.04
T_C	Time of conjunction (BJD _{TDB})	-	$2458387.1888^{+0.0020}_{-0.0019}$	$2458387.1889^{+0.0021}_{-0.0020}$
a	Semi-major axis (AU)	-	$0.06300^{+0.00077}_{-0.00073}$	$0.06026^{+0.00071}_{-0.00089}$
i	Orbital inclination (Degrees)	-	$84.35^{+0.30}_{-0.29}$	$83.82^{+0.32}_{-0.31}$
e	Eccentricity	-	$0.0036^{+0.0043}_{-0.0025}$	$0.0035^{+0.0042}_{-0.0025}$
$\cos \omega_*$	-	$0.0000^{+0.0028}_{-0.0026}$	$0.0001^{+0.0027}_{-0.0025}$
$\sin \omega_*$	-	$0.0001^{+0.0043}_{-0.0035}$	$0.0001^{+0.0041}_{-0.0035}$
T_{eq}	Equilibrium temperature (K)	-	1449^{+23}_{-22}	1476 ± 23
K	RV semi-amplitude (m s^{-1})	-	5182^{+29}_{-32}	5182^{+29}_{-32}
R_P/R_* ..	Radius of planet in stellar radii	-	0.0498 ± 0.0011	0.0503 ± 0.0012
a/R_*	Semi-major axis in stellar radii	-	$7.92^{+0.24}_{-0.23}$	$7.49^{+0.24}_{-0.23}$
δ	Transit depth (fraction)	-	0.00248 ± 0.00011	0.00253 ± 0.00012
τ	Ingress/egress transit duration (days)	-	0.0160 ± 0.0013	0.0182 ± 0.0015
b	Transit Impact parameter	-	$0.780^{+0.019}_{-0.023}$	$0.806^{+0.017}_{-0.021}$
$\log g_P$..	Surface gravity	-	5.288 ± 0.037	5.229 ± 0.038
$M_P \sin i$..	Minimum mass (M_J)	-	$53.4^{+1.4}_{-1.3}$	$48.9^{+1.2}_{-1.5}$
M_P/M_* ..	Mass ratio	-	$0.03903^{+0.00053}_{-0.00055}$	$0.04094^{+0.00068}_{-0.00056}$
Wavelength Parameters:			R	TESS
u_1	linear limb-darkening coeff	$0.388^{+0.052}_{-0.053}$	0.317 ± 0.052	
u_2	quadratic limb-darkening coeff	0.275 ± 0.050	$0.279^{+0.050}_{-0.049}$	
Telescope Parameters:			CORALIE	TRES
γ_{rel}	Relative RV Offset (m/s)	-16896^{+32}_{-38}	-333 ± 34	
σ_J	RV Jitter (m/s)	60 ± 60	64^{+48}_{-61}	
σ_J^2	RV Jitter Variance	3600^{+11000}_{-4900}	4100^{+8500}_{-4100}	
Transit Parameters:			ULMT (R)	TESS
σ^2	Added Variance	$0.00000145^{+0.00000037}_{-0.00000029}$	$0.0000001869^{+0.000000088}_{-0.000000082}$	
F_0	Baseline flux	1.00025 ± 0.00018	0.999997 ± 0.000014	