

# Floquet Engineering to Reactivate A Dissipative Quantum Battery

Si-Yuan Bai<sup>1</sup> and Jun-Hong An<sup>1,\*</sup>

<sup>1</sup>*School of Physical Science and Technology, Lanzhou University, Lanzhou 730000, China*

As an energy storing and converting device near atomic size, quantum battery (QB) promises an enhanced charging power and extractable work using quantum resources. However, the ubiquitous decoherence causes its cyclic charging-storing-discharging process deactivated, which is called aging of QB. Here, we propose a mechanism to overcome the aging of a QB. It is found that the decoherence of the QB is suppressed when two Floquet bound states (FBSs) are formed in the quasienergy spectrum of the total system consisting of the QB-charger setup and their respective environments. As long as either the quasienergies of the two FBSs are degenerate or the QB-charge coupling is large in the presence of two FBSs, the QB exposing to the dissipative environments returns to its near-ideal cyclic stage. Our results supplies an insightful guideline to realize QB in practice using Floquet engineering.

**Introduction.**—Battery is a device that stores chemical energy and converts it into electrical energy. The development of microscopic electronic equipments appeals to battery in molecular or even atomic size, where quantum mechanics takes effect. It inspires the birth of quantum battery (QB) [1]. QB holds the promises on higher energy storing density in large scale integration and faster charging power than its classical counterpart [2]. Studies in the past years have shown the distinguished role of quantum resources in improving the performance of QB, such as work extraction [3–5], charging power [6–10], and stabilization of stored energy [11]. These progresses pave the way to realize QB from the physical principle.

However, the performance of QB well developed in unitary evolution [1, 6, 7, 9, 12–15] is obscured by the ubiquitous decoherence in practice. It severely constrains the practical realization of QB. Degrading the quantum resources of the QB, decoherence caused by the inevitable interactions of the QB with its surrounding environment generally deactivates the QB, which is called the aging of QB [16]. Thus, the general analysis to QB must resort to the open system approach. Previous studies on this topics are mostly based on Markovian approximation [16–20]. It has been found that the efficiency of QBs is reduced with time in the Markovian approximate description to decoherence [16–18]. Based on the fact that the Markovian approximation may miss physics, especially when systems and environments form a hybrid bound state [21–25], the non-Markovian description to decoherence [26–28] in QB is much desired. The recent studies indeed reveal the constructive role of the non-Markovian effect in improving the performance of QB [29–31]. However, they did not touch the cyclic process of charging, storing, and discharging of QB, which causes the QB system periodically dependent on time. Therefore, a complete analysis to the decoherence dynamics of cyclic charging-storing-discharging process of QB and an efficient method to postpone the aging of QB are still absent.

We here propose a mechanism to overcome the aging of a dissipative QB. After modelling the QB and the

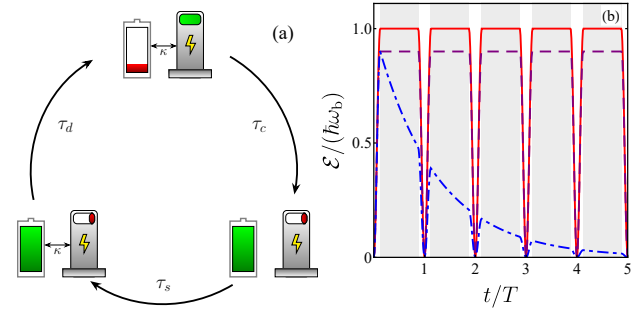


FIG. 1. (a) Schematic illustration of the QB-charger setup, where  $T = \tau_c + \tau_s + \tau_d$  is the one-cycle period with  $\tau_c$ ,  $\tau_s$ , and  $\tau_d$  being the time of charging, storing, and discharging. (b) Evolution of the QB energy  $\mathcal{E}(t)$  when  $\delta = 0$  (red solid line) and  $\delta = 10\omega_b$  (purple dashed line) in the ideal case. The blue dot-dashed line is the result in the presence of the Markovian decoherence with  $\Gamma = 0.5\omega_b$  and  $\delta = 0$ . We use  $\kappa = 15\omega_b$ ,  $\tau_s = 2\pi/(10\omega_b)$  and  $\tau_c = \tau_d = \pi/(2\kappa)$ .

charger as two-level systems, we investigate the cyclic charging-storing-discharging evolution of the QB-charger setup exposing to dissipative environments by Floquet theory. It is found that, in sharp contrast to Markovian result, the energy of the QB in the non-Markovian dynamics exhibits diverse long-time features, including the complete decay, energy trapping, and persistent oscillation. Our analysis demonstrates that they are essentially determined by the different numbers of Floquet bound states (FBSs) formed in the quasienergy spectrum of the total system consisting of the QB-charger setup and their respective environments. It gives us an insightful instruction to manipulate the quasienergies of the two FBSs such that the QB is reactivated to its near-ideal cyclic stage. This is realizable when the quasienergies of the two FBSs are degenerate or the QB-charger coupling is large. Our result may give a guideline to realize QB in practice.

**Ideal QB scheme.**—A battery is a device that stores and converts energy. The basic idea of a QB is to use the discrete energy levels of a quantum system for energy storage and conversion [32–38]. Without loss of general-

ity, we consider a two-level system as the QB [3, 7, 30, 31]. Charging the QB is to change its state from the ground state to the excited state. This can be realized by coupling the QB to a quantum charger, which also can be modeled by a two-level system. After the charging, the QB-charger coupling is switched off and the energy is well stored in the QB. The usage of the QB causes its discharging, which can be described by its interaction with a target system. We here describe the discharging by switching on the QB-charger interaction again for simplicity. A good performance of the QB needs that the charging, storing, and discharging processes works cyclically [see Fig. 1(a)]. The cyclic evolution is governed by the Hamiltonian

$$\hat{H}_0(t) = \sum_{l=b,c} \hbar\omega_l \hat{\sigma}_l^\dagger \hat{\sigma}_l + \hbar\kappa f(t) (\hat{\sigma}_b^\dagger \hat{\sigma}_c + \text{H.c.}), \quad (1)$$

where  $\hat{\sigma}_l = |g_l\rangle\langle e_l|$ , with  $|g\rangle$  and  $|e\rangle$  being the ground and excited states of the two-level systems, are the transition operators of the QB and charger with frequency  $\omega_l$ , and  $\kappa$  is their coupling strength. The time-dependent  $f(t)$  is

$$f(t) = \begin{cases} 1, & nT < t \leq \tau_c + nT \\ 0, & \tau_c + nT < t \leq \tau_c + \tau_s + nT \\ 1, & \tau_c + \tau_s + nT < t \leq (n+1)T \end{cases}, \quad n \in \mathbb{N}, \quad (2)$$

where  $\tau_c$ ,  $\tau_s$ , and  $\tau_d$  are the time of charging, storing, and discharging, respectively, and  $T = \tau_c + \tau_s + \tau_d$  is the one-cycle period. Given the initial state  $|\psi(0)\rangle = |g_b, e_c\rangle$ , we can obtain the dynamical solution  $|\psi(t)\rangle$  governed by Eq. (1). The performance of the QB is quantified by its mean energy  $\mathcal{E}(t) = \hbar\omega_b \langle \psi(t) | \hat{\sigma}_b^\dagger \hat{\sigma}_b | \psi(t) \rangle$ . If  $\mathcal{E}(t)$  reaches its maximal value  $\hbar\omega_b \kappa^2 / \Omega^2$  with  $\Omega = \sqrt{\kappa^2 + \delta^2}$  and  $\delta = (\omega_c - \omega_b)/2$  at the end of each charging step, and empties its total energy at the end of each discharging step, then the QB works in an ideal stage. This is achieved when  $\Omega\tau_c = (1/2 + n_1)\pi$ ,  $\delta\tau_s = \pi n_2$ , and  $\Omega\tau_d = (1/2 + n_3)\pi$  with  $n_j \in \mathbb{N}$  [39]. Further under the resonant condition  $\delta = 0$ ,  $\mathcal{E}(t)$  reaches its optimal value  $\hbar\omega_b$ . We show in Fig. 1(b) the time evolution of  $\mathcal{E}(t)$ . The energy is zero at the initial time of each charging-storing-discharging cycle and reaches its maximal after the charging process  $\tau_c$ . Then after a storage in a time duration  $\tau_s$ , the energy is emptied after the discharging process.

*Effect of dissipative environments.*—Actually, any realistic QB-charger setup is inevitably influenced by its outer environments and experiences decoherence. It is important to access whether the QB still performs well when the decoherence of both the QB and the charger is considered. Depending on whether the system has energy exchange with the environment, the decoherence can be classified into dephasing and dissipation. We concentrate on the influence of the dissipative environments on the setup. The Hamiltonian with the environments consid-

ered reads  $\hat{H}(t) = \hat{H}_0(t) + \hat{H}_E + \hat{H}_I$  with

$$\hat{H}_E = \sum_{l,\mathbf{k}} \hbar\omega_{l,\mathbf{k}} \hat{b}_{l,\mathbf{k}}^\dagger \hat{b}_{l,\mathbf{k}}, \quad \hat{H}_I = \sum_{l,\mathbf{k}} \hbar(g_{l,\mathbf{k}} \hat{b}_{l,\mathbf{k}}^\dagger \hat{\sigma}_l + \text{H.c.}), \quad (3)$$

where  $\hat{b}_{l,\mathbf{k}}$  are the annihilation operators of the  $\mathbf{k}$ th mode with frequency  $\omega_{l,\mathbf{k}}$  of the bosonic environments felt by the QB and charger, and  $g_{l,\mathbf{k}}$  are their coupling strengths.

The dynamics is calculated by expanding the state as

$$|\Psi(t)\rangle = \sum_{l=b,c} [u_l(t) \hat{\sigma}_l^\dagger + \sum_{\mathbf{k}} \eta_{l,\mathbf{k}}(t) \hat{b}_{l,\mathbf{k}}^\dagger] |\mathcal{O}\rangle, \quad (4)$$

where  $|\mathcal{O}\rangle \equiv |g_b, g_c, \{0_{\mathbf{k}}\}_b, \{0_{\mathbf{k}}\}_c\rangle$ ,  $u_b(0) = \eta_{l,\mathbf{k}}(0) = 0$  and  $u_c(0) = 1$ . We derive from the Schrödinger equation governed by  $\hat{H}(t)$  that the coefficient  $u_l(t)$  satisfy

$$\dot{u}_l(t) + i\omega_l u_l(t) + i\kappa f(t) u_{l'}(t) + \int_0^t \nu_l(t-\tau) u_l(\tau) d\tau = 0 \quad (5)$$

where  $l \neq l'$  and the correlation function  $\nu_l(x) = \int_0^\infty J_l(\omega) e^{-i\omega x} d\omega$  with  $J_l(\omega) = \sum_{\mathbf{k}} |g_{l,\mathbf{k}}|^2 \delta(\omega - \omega_{l,\mathbf{k}})$  being the environmental spectral densities. The energy of the QB in this decoherence case reads  $\mathcal{E}(t) = \hbar\omega_b |u_b(t)|^2$ .

We first consider the situation of  $\omega_b = \omega_c \equiv \omega_0$  and  $J_b(\omega) = J_c(\omega) \equiv J(\omega)$ . In the special case where the QB/charger-environment coupling is weak and the environmental correlation time is smaller than the ones of the QB and the charger, we can apply the Markovian approximation. Then an analytic result can be achieved. Equations (5) are decoupled into  $\dot{v}_\pm(t) \pm i\kappa f(t) v_\pm(t) + \int_0^t \nu'(t-\tau) v_\pm(\tau) d\tau = 0$  with  $\nu'(x) = \nu(x) e^{i\omega_0 x}$  by defining  $v_\pm(t) = [u_c(t) \pm u_b(t)] e^{i\omega_0 t}$ . Under the Markovian approximation, replacing  $v_\pm(\tau)$  in the convolution terms as  $v_\pm(t)$ , extending the upper limit of the time-integration to infinity, and using  $\int_0^\infty dt e^{-i(\omega-\omega_0)t} = \pi\delta(\omega-\omega_0) - i\frac{\mathcal{P}}{\omega-\omega_0}$ , we readily obtain  $v_\pm(t) = e^{-(\Gamma+i\Delta)t \mp i\kappa \int_0^t f(\tau) d\tau}$ , where  $\Gamma = \pi J(\omega_0)$  and  $\Delta = \mathcal{P} \int d\omega \frac{J(\omega)}{\omega_0 - \omega}$  with  $\mathcal{P}$  being the principal integral [40]. They induce  $u_b(t) = -i \sin[\kappa \int_0^t f(\tau) d\tau] e^{-[\Gamma+i(\omega_0+\Delta)]t}$  and the Markovian approximate energy of the QB as

$$\mathcal{E}_M(t) = \hbar\omega_0 e^{-2\Gamma t} \sin^2 \left[ \kappa \int_0^t f(\tau) d\tau \right]. \quad (6)$$

Equation (6) reveals that accompanying with  $\mathcal{E}_M(t)$  tending to zero [see the dashed blue line in Fig. 1(b)], the QB is deactivated under the Markovian decoherence. Such phenomenon is called the aging of the QB, which has been reported by other studies [16, 30, 31].

In the general non-Markovian case, the environmental spectral densities are needed. We explicitly consider that each environment is described by  $N \times N$  bosonic modes on a square lattice. The modes have an identical frequency  $\varpi$  and the nearest neighbor site coupling in strength  $\hbar q$  [41–43]. The QB and charger resides in the site  $\mathbf{n} = (0, 0)$  and couples to the mode of this

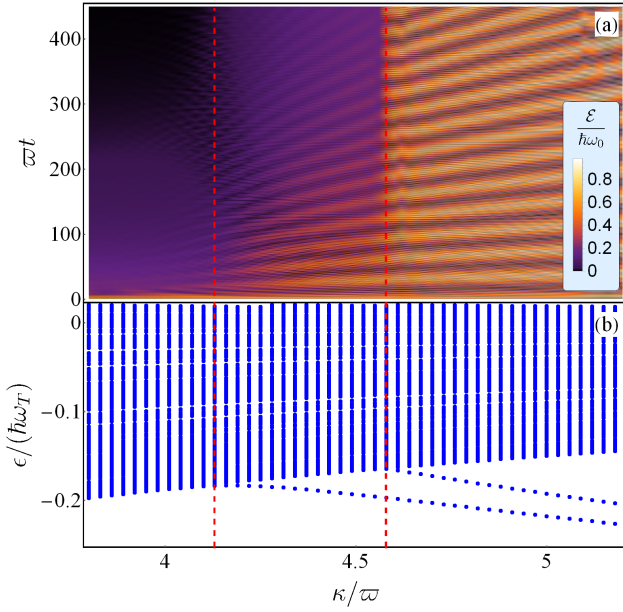


FIG. 2. (a) Evolution of the energy of the QB and (b) quasienergy spectrum of the total system in different coupling strength  $\kappa$ . We use  $N = 30$ ,  $\omega_0 = 2\varpi$ ,  $g = 0.5\varpi$ ,  $q = 0.5\varpi$  and  $\tau_c = \tau_s = \tau_d = \pi/(2\kappa)$ .

site in strength  $\hbar g$ . In the momentum space, the environmental Hamiltonian is written as Eqs. (3) with  $\omega_{l,\mathbf{k}} = \varpi - 2q(\cos k_x + \cos k_y)$  and  $g_{l,\mathbf{k}} = g/N$ . Then the spectral density is calculated via  $J(\omega) = g^2 \varrho(\omega)/N^2$  with  $\varrho(\omega) = \sum_{\mathbf{k}} \delta(\omega - \omega_{l,\mathbf{k}})$  being the environmental density of state as [44]

$$J(\omega) = \frac{g^2}{2q\pi^2} \Theta(4q - |\omega - \varpi|) K\left(1 - \frac{(\omega - \varpi)^2}{16q^2}\right), \quad (7)$$

where  $\Theta(x)$  is the step function and  $K(x)$  is the complete elliptic integral of the first kind. Then the energy  $\mathcal{E}(t)$  can be obtained by numerically calculating Eqs. (5). We plot  $\mathcal{E}(t)$  in different coupling strength  $\kappa$  in Fig. 2(a). In sharp contrast to the Markovian approximate result, rich dynamical behaviors are observed in this non-Markovian case. Three distinct parameter regions where  $\mathcal{E}(t)$  shows qualitatively different dynamics are present. When  $\kappa \lesssim 4.1\varpi$ ,  $\mathcal{E}(t)$  asymptotically decays to zero, which is consistent with the Markovian approximate one. It is remarkable to see that the destructive effect of the environments on QB is prevented with increasing  $\kappa$ . When  $4.1\varpi \lesssim \kappa \lesssim 4.6\varpi$ ,  $\mathcal{E}(t)$  approaches finite value with tiny-amplitude oscillation, which represents an energy trapping. When  $\kappa \gtrsim 4.6\varpi$ ,  $\mathcal{E}(t)$  approach a Rabi-like persistent oscillation with multiple frequencies. The two latter cases signify that the dissipation of the QB is suppressed.

*Floquet engineering to activate the QB.*— The diverse non-Markovian dynamical behaviors can be explained by the Floquet theory [45–47], which supplies us an in-

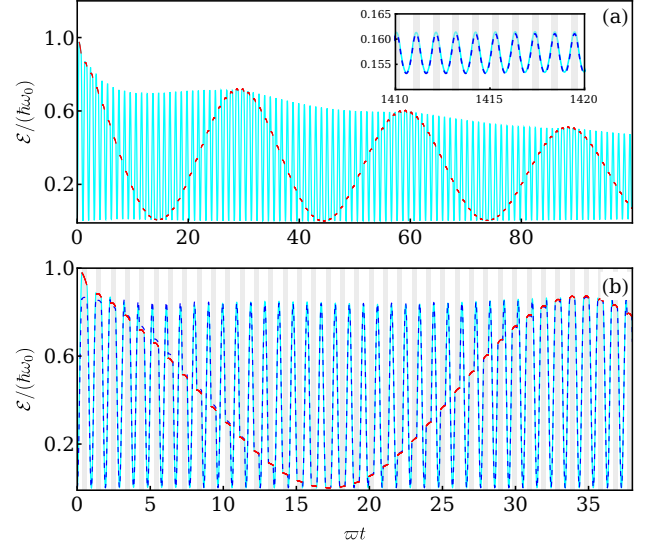


FIG. 3. Evolution of  $\mathcal{E}(t)$  in the presence of one (a) and two (b) FBSs. The cyan solid lines are the numerical results by solving Eq. (5). The blue dashed lines are evaluated from Eq. (9). The inset of (a) shows the long-time behavior. The energy in the storage time duration is highlighted by red segments and the grey area marks the storage time in ideal case. Parameter values are the same as Fig. 2 except  $\kappa = 4.5\varpi$  in (a) and  $4.8\varpi$  in (b).

sightful understanding to the temporally periodic system  $\hat{H}(t) = \hat{H}(t + T)$  [48–50]. According to the theory, there are a set of time-periodic basis  $|\phi_\alpha(t)\rangle = |\phi_\alpha(t + T)\rangle$  determined by the Floquet equation  $[\hat{H}(t) - i\hbar\partial_t]|\phi_\alpha(t)\rangle = \epsilon_\alpha|\phi_\alpha(t)\rangle$  such that any state evolves as  $|\Psi(t)\rangle = \sum_\alpha c_\alpha e^{-i\epsilon_\alpha t/\hbar} |\phi_\alpha(t)\rangle$  with  $c_\alpha = \langle\phi_\alpha(0)|\Psi(0)\rangle$ . The time-independence of  $\epsilon_\alpha$  and  $c_\alpha$  implies that  $\epsilon_\alpha$  and  $|\phi_\alpha(t)\rangle$  play the same role as eigenenergies and stationary states of a static system. Thus they are called quasienergies and quasistationary states, respectively. Because  $e^{in\omega_T t}|\phi_\alpha(t)\rangle$  with  $\omega_T = 2\pi/T$  are also the solution of the Floquet equation with eigenvalues  $\epsilon_\alpha + n\hbar\omega_T$ , the quasienergies are periodic with period  $\hbar\omega_T$  and one generally chooses them within  $(-\hbar\omega_T/2, \hbar\omega_T/2]$  called the first Brillouin zone. Actually the Floquet equation is equivalent to  $\hat{U}_T|\phi_\alpha(0)\rangle = e^{-i\epsilon_\alpha T/\hbar}|\phi_\alpha(0)\rangle$  with  $\hat{U}_T$  the one-period evolution operator, from which  $\epsilon_\alpha$  and  $|\phi_\alpha(0)\rangle$  is obtainable. Then applying the arbitrary-time evolution operator  $\hat{U}_t$  on  $|\phi_\alpha(0)\rangle$ ,  $|\phi_\alpha(t)\rangle$  are obtained [51].

The quasienergy spectrum in Fig. 2(b) shows that besides a continuous quasienergy band, isolated quasienergy levels in the bandgap area are present. We call such isolated levels as FBSs, which play important roles in many systems [52–54] and has been experimentally observed [55–58]. The two branches of FBSs divide the spectrum into three regions: without FBS when  $\kappa \lesssim 4.1\varpi$ , one FBS when  $4.1\varpi \lesssim \kappa \lesssim 4.6\varpi$ , and two FBSs when  $\kappa \gtrsim 4.6\varpi$ . It is interesting to find that the

regions match well with the ones where  $\mathcal{E}(t)$  shows different behaviors, i.e., complete decay, energy trapping, and persistent oscillation in Fig. 2(a). The similar correspondence between the bound states and the dynamics has been reported before [24, 59]. To understand it, we, according to the Floquet theory, rewrite Eq. (4) as

$$|\Psi(t)\rangle = \sum_{j=1}^M c_j e^{-\frac{i}{\hbar} \epsilon_{0j} t} |\phi_{0j}(t)\rangle + \sum_{\beta \in \text{CB}} d_\beta e^{-\frac{i}{\hbar} \epsilon_\beta t} |\phi_\beta(t)\rangle, \quad (8)$$

where  $M$  is the number the FBSs,  $c_j \equiv \langle \phi_{0j}(0) | \Psi(0) \rangle$  and  $d_\beta \equiv \langle \phi_\beta(0) | \Psi(0) \rangle$ . Due to the out-of-phase interference of different terms in continuous energy  $\epsilon_\beta$ , the contribution of the second term in Eq. (8) to  $\mathcal{E}(t)$  approaches zero in the long-time condition. Thus  $\mathcal{E}(\infty)$  only contains the contributions of the FBSs, i.e.,

$$\frac{\mathcal{E}(\infty)}{\hbar\omega_0} = \sum_{jj'=1}^M c_j c_{j'}^* e^{-\frac{i}{\hbar} (\epsilon_{0j} - \epsilon_{0j'}) t} \langle \phi_{0j'}(t) | \hat{\sigma}_b^\dagger \hat{\sigma}_b | \phi_{0j}(t) \rangle. \quad (9)$$

If the FBS is absent, then  $M = 0$  and  $\mathcal{E}(\infty) = 0$ . If one FBS is formed, then  $M = 1$  and  $\mathcal{E}(\infty)$  shows a perfect oscillation with the same frequency  $\omega_T$  as the FBS. If two FBSs are formed, then  $M = 2$  and  $\mathcal{E}(\infty)$  shows the persistent oscillation with multiple frequencies jointly determined by  $\omega_T$  and  $\Delta\epsilon_0 \equiv |\epsilon_{01} - \epsilon_{02}|$ . The validity of Eq. (9) is confirmed by Fig. 3. Although the dissipation is efficiently suppressed for  $M = 1$ , the QB cannot empty its energy at end of each discharging step [see Fig. 3(a)]. The QB in this case is still badly performed. It is remarkable to find that the energy for  $M = 2$  almost behaves as perfectly as the ideal case in Fig. 1(b) except that the energy in each storage time duration oscillates in a frequency  $\Delta\epsilon_0$  [see Fig. 3(b)] due to the interference of the two FBSs. If this oscillation is sufficiently avoided, then the QB would return to its ideal stage.

With the mechanism of the dominated role of the FBSs in the dynamics of QB at hands, we can reactivate the QB under the environmental influence by controlling the quasienergies of the two FBSs. This can be realized when  $\Delta\epsilon_0$  approaches zero. Using perturbation theory, we can evaluate  $\Delta\epsilon_0 = \hbar \sum_{\mathbf{k}, n} \frac{(1-2n)g_{\mathbf{k}}^2 |\tilde{y}_n|^2}{(\frac{1}{2}-n)^2 \omega_T - (\omega_0 - \omega_{\mathbf{k}})^2 / \omega_T}$ , where  $\tilde{y}_n = \frac{1}{T} \int_0^T dt e^{-in\omega_T t} y(t)$  with  $y(t)$  given in Supplemental Material [39]. Keeping only the leading term  $n = 0$ , we can evaluate  $\Delta\epsilon_0 \simeq \frac{3\hbar g^2 |\tilde{y}_0|^2}{4\pi^2 \kappa}$  in the large  $\kappa$  condition. Figure 4(a) confirms that the energy oscillation is slowed down when  $\Delta\epsilon_0$  tends to zero with the increase of  $\kappa$ . In the large  $\kappa$  condition, the two diagonal terms of Eq. (9) almost become a constant and the interference terms dominate the large-amplitude oscillation in period  $T$  [see Fig. 4(b)]. The oscillation of the energy in the storing time duration is thus stabilized. The leading-order perturbation solutions of the two FBSs are  $|\phi_{01}(t)\rangle \simeq y(t) e^{-i\omega_T t} \frac{\hat{\sigma}_b^\dagger + \hat{\sigma}_c^\dagger}{\sqrt{2}} |\emptyset\rangle$  and

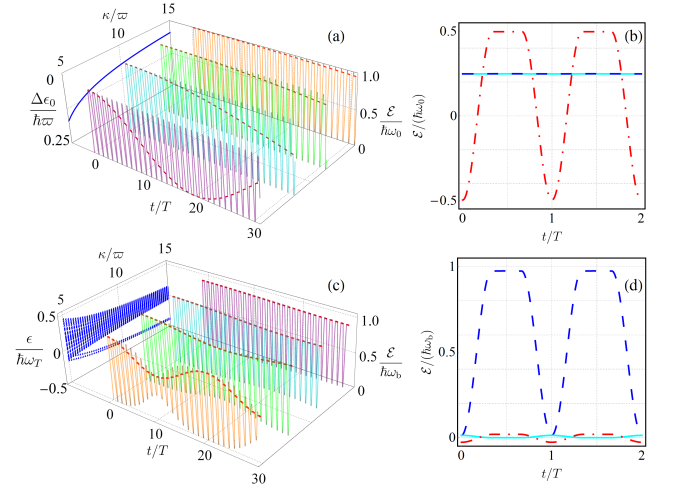


FIG. 4. (a) Evolution of  $\mathcal{E}(t)$  and quasienergy difference  $\Delta\epsilon_0$  (blue solid line) of the two FBSs in different  $\kappa$  with  $\delta = 0$ . Diagonal terms for  $j = j' = 1$  (cyan solid line) and 2 (blue dashed line), and interference terms for  $j \neq j'$  (red dotdashed line) of Eq. (9) when  $\kappa = 15\omega$ ,  $\delta = 0$  (b) and  $\kappa = 15\omega$ ,  $\delta = 0.5\omega$  (d). (c) Evolution of  $\mathcal{E}(t)$  and quasienergy spectrum  $\epsilon$  in different  $\kappa$  when  $\delta = 0.5\omega$ . The energy in storage time duration is highlighted by red segments in (a, c). The other parameter values are the same as Fig. 3

$|\phi_{02}(t)\rangle = y^*(t) \frac{\hat{\sigma}_b^\dagger - \hat{\sigma}_c^\dagger}{\sqrt{2}} |\emptyset\rangle$  [39], which verify the evolution behaviors in Fig. 4(b).

We can extend our result to the non-resonant case. Although the quasienergy difference  $\Delta\epsilon_0$  of the two FBSs cannot be zero anymore, we still have chance to make the QB return to its near ideal stage by increasing  $\kappa$  [see Fig. 4(c)]. In the large  $\kappa$  regime in the presence of a small detuning  $\delta$ , we can evaluate the leading-order perturbation solutions of the two FBSs as  $|\phi_{01}(0)\rangle \simeq \hat{\sigma}_b^\dagger |\emptyset\rangle$  and  $|\phi_{02}(0)\rangle \simeq \hat{\sigma}_c^\dagger |\emptyset\rangle$  [39]. They are contained in the initial state  $|\Psi(0)\rangle$  as components with probability amplitudes  $c_1 = 0$  and  $c_2 = 1$ , respectively. Then according to Eq. (9), only the FBS  $|\phi_{02}(t)\rangle$  has contribution to the energy of the QB [see Fig. 4(d)]. This well explains why the QB returns its ideal cyclic stage with period  $T$  in the nonresonant case.

*Discussion and conclusions.*— The bound state and its distinguished role in the static open-system dynamics have been observed in circuit QED [57] and ultracold atom [55] systems. The Floquet engineering has become a versatile tool in controlling dynamics, e.g. to form time crystal [60], and realizing exotic quantum matters [61] on demand. These progresses provide a strong support to our scheme and indicate that our finding is realizable in the state-of-art technique of quantum optics experiments.

In summary, we have investigated the decoherence dynamics of the charging-storage-discharging cyclic evolution of a QB-charge setup under the influence of the environments. It is found that, in sharp contrast to the



Markovian approximate result where the QB asymptotically approaches deactivation, the QB can be kept alive in the non-Markovian dynamics. We have revealed that the mechanism behind this is the formation of two FBSs in the quasienergy spectrum of the total system consisting of the setup and the environments. In the resonant case, as long as the quasienergies of the two FBSs are near degenerate, the QB would be reactivated to a near-ideal cyclic stage. In the case where a detuning between QB and charger is present, the QB is also reactivated by increasing the QB-charger coupling. Our result opens an avenue to beat the decoherence of QB and to build a lossless QB by Floquet engineering.

*Acknowledgments.*—S.-Y. Bai thanks Chong Chen and Wei Wu for the fruitful discussions. The work is supported by the National Natural Science Foundation (Grant Nos. 11875150 and 11834005).

---

\* [anjhong@lzu.edu.cn](mailto:anjhong@lzu.edu.cn)

- [1] Robert Alicki and Mark Fannes, “Entanglement boost for extractable work from ensembles of quantum batteries,” *Phys. Rev. E* **87**, 042123 (2013).
- [2] Paul Skrzypczyk, Anthony J. Short, and Sandu Popescu, “Work extraction and thermodynamics for individual quantum systems,” *Nature Communications* **5**, 4185 (2014).
- [3] Gian Marcello Andolina, Maximilian Keck, Andrea Mari, Michele Campisi, Vittorio Giovannetti, and Marco Polini, “Extractable work, the role of correlations, and asymptotic freedom in quantum batteries,” *Phys. Rev. Lett.* **122**, 047702 (2019).
- [4] Karen V. Hovhannisyan, Martí Perarnau-Llobet, Marcus Huber, and Antonio Acín, “Entanglement generation is not necessary for optimal work extraction,” *Phys. Rev. Lett.* **111**, 240401 (2013).
- [5] Nicolai Friis and Marcus Huber, “Precision and Work Fluctuations in Gaussian Battery Charging,” *Quantum* **2**, 61 (2018).
- [6] Francesco Campaioli, Felix A. Pollock, Felix C. Binder, Lucas Céleri, John Goold, Sai Vinjanampathy, and Kavan Modi, “Enhancing the charging power of quantum batteries,” *Phys. Rev. Lett.* **118**, 150601 (2017).
- [7] Dario Ferraro, Michele Campisi, Gian Marcello Andolina, Vittorio Pellegrini, and Marco Polini, “High-power collective charging of a solid-state quantum battery,” *Phys. Rev. Lett.* **120**, 117702 (2018).
- [8] Yu-Yu Zhang, Tian-Ran Yang, Libin Fu, and Xiaoguang Wang, “Powerful harmonic charging in a quantum battery,” *Phys. Rev. E* **99**, 052106 (2019).
- [9] Felix C. Binder, Sai Vinjanampathy, Kavan Modi, and John Goold, “Quantacell: powerful charging of quantum batteries,” *New Journal of Physics* **17**, 075015 (2015).
- [10] Jie Chen, Liyao Zhan, Lei Shao, Xingyu Zhang, Yuyu Zhang, and Xiaoguang Wang, “Charging quantum batteries with a general harmonic driving field,” *Annalen der Physik* **532**, 1900487 (2020).
- [11] Stefano Gherardini, Francesco Campaioli, Filippo Caruso, and Felix C. Binder, “Stabilizing open quantum batteries by sequential measurements,” *Phys. Rev. Research* **2**, 013095 (2020).
- [12] Thao P. Le, Jesper Levinsen, Kavan Modi, Meera M. Parish, and Felix A. Pollock, “Spin-chain model of a many-body quantum battery,” *Phys. Rev. A* **97**, 022106 (2018).
- [13] Alan C. Santos, Barış Çakmak, Steve Campbell, and Nikolaj T. Zinner, “Stable adiabatic quantum batteries,” *Phys. Rev. E* **100**, 032107 (2019).
- [14] Sergi Julià-Farré, Tymoteusz Salamon, Arnau Riera, Manabendra N. Bera, and Maciej Lewenstein, “Bounds on the capacity and power of quantum batteries,” *Phys. Rev. Research* **2**, 023113 (2020).
- [15] Alan C. Santos, Andreia Saguia, and Marcelo S. Sarandy, “Stable and charge-switchable quantum batteries,” *Phys. Rev. E* **101**, 062114 (2020).
- [16] Faezeh Pirmoradian and Klaus Mølmer, “Aging of a quantum battery,” *Phys. Rev. A* **100**, 043833 (2019).
- [17] Felipe Barra, “Dissipative charging of a quantum battery,” *Phys. Rev. Lett.* **122**, 210601 (2019).
- [18] Donato Farina, Gian Marcello Andolina, Andrea Mari, Marco Polini, and Vittorio Giovannetti, “Charger-mediated energy transfer for quantum batteries: An open-system approach,” *Phys. Rev. B* **99**, 035421 (2019).
- [19] Luis Pedro García-Pintos, Alioscia Hama, and Adolfo del Campo, “Fluctuations in extractable work bound the charging power of quantum batteries,” *Phys. Rev. Lett.* **125**, 040601 (2020).
- [20] Junjie Liu, Dvira Segal, and Gabriel Hanna, “Loss-free excitonic quantum battery,” *J. Phys. Chem. C* **123**, 18303–18314 (2019).
- [21] Qing-Jun Tong, Jun-Hong An, Hong-Gang Luo, and C. H. Oh, “Mechanism of entanglement preservation,” *Phys. Rev. A* **81**, 052330 (2010).
- [22] Wei-Min Zhang, Ping-Yuan Lo, Heng-Na Xiong, Matisse Wei-Yuan Tu, and Franco Nori, “General non-markovian dynamics of open quantum systems,” *Phys. Rev. Lett.* **109**, 170402 (2012).
- [23] Chun-Jie Yang and Jun-Hong An, “Suppressed dissipation of a quantum emitter coupled to surface plasmon polaritons,” *Phys. Rev. B* **95**, 161408 (2017).
- [24] Chun-Jie Yang, Jun-Hong An, and Hai-Qing Lin, “Signatures of quantized coupling between quantum emitters and localized surface plasmons,” *Phys. Rev. Research* **1**, 023027 (2019).
- [25] Kai Bai, Zhen Peng, Hong-Gang Luo, and Jun-Hong An, “Retrieving ideal precision in noisy quantum optical metrology,” *Phys. Rev. Lett.* **123**, 040402 (2019).
- [26] Heinz-Peter Breuer, Elsi-Mari Laine, Jyrki Piilo, and Bassano Vacchini, “Colloquium: Non-markovian dynamics in open quantum systems,” *Rev. Mod. Phys.* **88**, 021002 (2016).
- [27] Ángel Rivas, Susana F. Huelga, and Martin B. Plenio, “Quantum non-markovianity: characterization, quantification and detection,” *Reports on Progress in Physics* **77**, 094001 (2014).
- [28] Li Li, Michael J.W. Hall, and Howard M. Wiseman, “Concepts of quantum non-markovianity: A hierarchy,” *Physics Reports* **759**, 1 – 51 (2018).
- [29] Kosloff R. Uzdin R, Levy A, “Quantum heat machines equivalence, work extraction beyond markovianity, and strong coupling via heat exchangers,” *Entropy* **18**, 124 (2016).

- [30] F H Kamin, F T Tabesh, S Salimi, F Kheirandish, and Alan C Santos, “Non-markovian effects on charging and self-discharging process of quantum batteries,” *New Journal of Physics* **22**, 083007 (2020).
- [31] Matteo Carrega, Alba Crescente, Dario Ferraro, and Maura Sassetti, “Dissipative dynamics of an open quantum battery,” *New Journal of Physics* (2020).
- [32] Mariia Gumberidze, Michal Kolár, and Radim Filip, “Measurement induced synthesis of coherent quantum batteries,” *Scientific Reports* **9**, 19628 (2019).
- [33] A. E Allahverdyan, R Balian, and Th. M Nieuwenhuizen, “Maximal work extraction from finite quantum systems,” *Europhysics Letters* **67**, 565–571 (2004).
- [34] Gianluca Francica, John Goold, Francesco Plastina, and Mauro Paternostro, “Daemonic ergotropy: enhanced work extraction from quantum correlations,” *npj Quantum Information* **3**, 12 (2017).
- [35] Gian Marcello Andolina, Donato Farina, Andrea Mari, Vittorio Pellegrini, Vittorio Giovannetti, and Marco Polini, “Charger-mediated energy transfer in exactly solvable models for quantum batteries,” *Phys. Rev. B* **98**, 205423 (2018).
- [36] Francesco Campaioli, Felix A. Pollock, and Sai Vinjanampathy, “Quantum batteries - review chapter,” (2018), [arXiv:1805.05507](https://arxiv.org/abs/1805.05507).
- [37] Davide Rossini, Gian Marcello Andolina, and Marco Polini, “Many-body localized quantum batteries,” *Phys. Rev. B* **100**, 115142 (2019).
- [38] Gian Marcello Andolina, Maximilian Keck, Andrea Mari, Vittorio Giovannetti, and Marco Polini, “Quantum versus classical many-body batteries,” *Phys. Rev. B* **99**, 205437 (2019).
- [39] See the Supplemental Material for the derivation of the QB in the ideal case and the perturbative solutions to the FBSs.
- [40] Chun-Jie Yang, Jun-Hong An, Hong-Gang Luo, Yading Li, and C. H. Oh, “Canonical versus noncanonical equilibrium dynamics of open quantum systems,” *Phys. Rev. E* **90**, 022122 (2014).
- [41] A. González-Tudela and J. I. Cirac, “Quantum emitters in two-dimensional structured reservoirs in the nonperturbative regime,” *Phys. Rev. Lett.* **119**, 143602 (2017).
- [42] A. González-Tudela, C. Sánchez Muñoz, and J. I. Cirac, “Engineering and harnessing giant atoms in high-dimensional baths: A proposal for implementation with cold atoms,” *Phys. Rev. Lett.* **122**, 203603 (2019).
- [43] Su-Peng Yu, Juan A. Muniz, Chen-Lung Hung, and H. J. Kimble, “Two-dimensional photonic crystals for engineering atom–light interactions,” *Proceedings of the National Academy of Sciences* **116**, 12743–12751 (2019).
- [44] A. González-Tudela and J. I. Cirac, “Markovian and non-markovian dynamics of quantum emitters coupled to two-dimensional structured reservoirs,” *Phys. Rev. A* **96**, 043811 (2017).
- [45] Jon H. Shirley, “Solution of the schrödinger equation with a hamiltonian periodic in time,” *Phys. Rev.* **138**, B979–B987 (1965).
- [46] Hideo Sambe, “Steady states and quasienergies of a quantum-mechanical system in an oscillating field,” *Phys. Rev. A* **7**, 2203–2213 (1973).
- [47] Ya. B. Zel’dovich, “The Quasienergy of a Quantum-Mechanical System Subjected to a Periodic Action,” *Soviet Journal of Experimental and Theoretical Physics* **24**, 1006 (1967).
- [48] Gabriel Cabra, Ignacio Franco, and Michael Galperin, “Optical properties of periodically driven open nonequilibrium quantum systems,” *The Journal of Chemical Physics* **152**, 094101 (2020).
- [49] Chong Chen, Jun-Hong An, Hong-Gang Luo, C. P. Sun, and C. H. Oh, “Floquet control of quantum dissipation in spin chains,” *Phys. Rev. A* **91**, 052122 (2015).
- [50] Pieter W. Claeys, Stijn De Baerdemacker, Omar El Araby, and Jean-Sébastien Caux, “Spin polarization through floquet resonances in a driven central spin model,” *Phys. Rev. Lett.* **121**, 080401 (2018).
- [51] André Eckardt and Egidijus Anisimovas, “High-frequency approximation for periodically driven quantum systems from a floquet-space perspective,” *New Journal of Physics* **17**, 093039 (2015).
- [52] Savannah Garmon, Kenichi Noba, Gonzalo Ordóñez, and Dvira Segal, “Non-markovian dynamics revealed at a bound state in the continuum,” *Phys. Rev. A* **99**, 010102 (2019).
- [53] Étienne Jussiau, Masahiro Hasegawa, and Robert S. Whitney, “Signature of the transition to a bound state in thermoelectric quantum transport,” *Phys. Rev. B* **100**, 115411 (2019).
- [54] D. A. Lovey, Gonzalo Usaj, L. E. F. Foa Torres, and C. A. Balseiro, “Floquet bound states around defects and adatoms in graphene,” *Phys. Rev. B* **93**, 245434 (2016).
- [55] Ludwig Krinner, Michael Stewart, Arturo Pazmiño, Joonhyuk Kwon, and Dominik Schneble, “Spontaneous emission of matter waves from a tunable open quantum system,” *Nature* **559**, 589–592 (2018).
- [56] Ulrich Hoeppel, Christian Wolff, Jens Küchenmeister, Jens Niegemann, Malte Drescher, Hartmut Benner, and Kurt Busch, “Direct observation of non-markovian radiation dynamics in 3d bulk photonic crystals,” *Phys. Rev. Lett.* **108**, 043603 (2012).
- [57] Yanbing Liu and Andrew A. Houck, “Quantum electrodynamics near a photonic bandgap,” *Nature Physics* **13**, 48–52 (2017).
- [58] Jonathan D. Hood, Akihisa Goban, Ana Asenjo-Garcia, Mingwu Lu, Su-Peng Yu, Darrick E. Chang, and H. J. Kimble, “Atom–atom interactions around the band edge of a photonic crystal waveguide,” *Proceedings of the National Academy of Sciences* (2016), [10.1073/pnas.1603788113](https://doi.org/10.1073/pnas.1603788113).
- [59] Chao Ma, Yuan-Sheng Wang, and Jun-Hong An, “Floquet engineering of localized propagation of light in a waveguide array,” *Phys. Rev. A* **97**, 023808 (2018).
- [60] J. Zhang, P. W. Hess, A. Kyprianidis, P. Becker, A. Lee, J. Smith, G. Pagano, I.-D. Potirniche, A. C. Potter, A. Vishwanath, N. Y. Yao, and C. Monroe, “Observation of a discrete time crystal,” *Nature* **543**, 217–220 (2017).
- [61] J. W. McIver, B. Schulte, F.-U. Stein, T. Matsuyama, G. Jotzu, G. Meier, and A. Cavalleri, “Light-induced anomalous hall effect in graphene,” *Nature Physics* **16**, 38–41 (2020).

# Supplemental material for “Floquet engineering to reactivate a dissipative quantum battery”

Si-Yuan Bai<sup>1</sup> and Jun-Hong An<sup>1,\*</sup>

<sup>1</sup> *School of Physical Science and Technology, Lanzhou University, Lanzhou 730000, China*

## IDEAL CASE

The cyclic evolution of charging, storing, and discharging of the quantum battery (QB) is governed by the Hamiltonian

$$\hat{H}_0(t) = \sum_{l=b,c} \hbar \omega_l \hat{\sigma}_l^\dagger \hat{\sigma}_l + \hbar \kappa f(t) (\hat{\sigma}_b^\dagger \hat{\sigma}_c + \text{H.c.}), \quad (\text{S1})$$

where  $\hat{\sigma}_l = |g_l\rangle\langle e_l|$ , with  $|g\rangle$  and  $|e\rangle$  being the ground and excited states of the two-level systems, are the transition operators of the QB and charger with frequency  $\omega_l$ , and  $\kappa$  is their coupling strength. We redefine  $\omega_0 = (\omega_c + \omega_b)/2$  and  $\delta = (\omega_c - \omega_b)/2$  for concise representation. The time-dependent  $f(t)$  is

$$f(t) = \begin{cases} 1, & nT < t \leq \tau_c + nT \\ 0, & \tau_c + nT < t \leq \tau_c + \tau_s + nT \\ 1, & \tau_c + \tau_s + nT < t \leq (n+1)T \end{cases}, \quad n \in \mathbb{N}, \quad (\text{S2})$$

where  $\tau_c$ ,  $\tau_s$ , and  $\tau_d$  are the time of charging, storing, and discharging, respectively, and  $T = \tau_c + \tau_s + \tau_d$  is the one-cycle period. Given the initial state  $|\psi(0)\rangle = |g_b, e_c\rangle$ , the state at any time  $|\psi(t)\rangle$  can be obtained by solving Schrödinger equation governed by Eq. (S1). The performance of the QB is characterized by its mean energy  $\mathcal{E}(t) = \langle \psi(t) | \hat{\sigma}_b^\dagger \hat{\sigma}_b | \psi(t) \rangle$ . The optimal working stage of the QB requires that the QB reaches its maximal energy at the end of each charging process, and empties its energy at the end of each discharging process, i.e.,  $|\psi(nT)\rangle = |\psi(0)\rangle$  or  $\mathcal{E}(nT) = 0$ .

**Charging process:** Expanding the time-dependent state  $|\psi(t)\rangle$  as  $|\psi(t)\rangle = \sum_{i=b,c} c_i(t) \hat{\sigma}_i^\dagger |g\rangle$ , we can calculate that  $c_b(t)$  and  $c_c(t)$  satisfy

$$i\dot{c}_b(t) = \omega_b c_b(t) + \kappa c_c(t), \quad (\text{S3})$$

$$i\dot{c}_c(t) = \omega_c c_c(t) + \kappa c_b(t), \quad (\text{S4})$$

under the initial condition  $c_b(nT) = 0$  and  $c_c(nT) = 1$ . Their solution read

$$c_b(t) = -i \frac{\kappa}{\Omega} \sin(\Omega t), \quad (\text{S5})$$

$$c_c(t) = \cos(\Omega t) - i \frac{\delta}{\Omega} \sin(\Omega t), \quad (\text{S6})$$

where  $\Omega = \sqrt{\kappa^2 + \delta^2}$ , and their common phase factor  $\omega_0 t$  has been neglected. The energy of QB can be readily calculated as  $\mathcal{E} = \hbar \omega_b \kappa^2 \sin^2(\Omega t) / \Omega^2$ . The QB reaches its maximal value

$$\mathcal{E}_{\max} = \hbar \omega_b \kappa^2 / \Omega^2, \quad (\text{S7})$$

when  $t = (1/2 + n_1)\pi/\Omega$ . Thus we choose the time duration of the charging process as  $\tau_c = (1/2 + n_1)\pi/\Omega$ . The state at the end of each charging process, i.e.,  $t = nT + \tau_c$ , reads

$$|\psi(nT + \tau_c)\rangle = \frac{1}{\Omega} [\kappa \hat{\sigma}_b^\dagger + \delta \hat{\sigma}_c^\dagger] |g_b, g_c\rangle. \quad (\text{S8})$$

**Storing process:** In the storing stage, the QB-charge coupling is switched off. Then the state evolves as

$$|\psi(t)\rangle = \frac{1}{\Omega} [\kappa e^{i2\delta(t-nT-\tau_c)} \hat{\sigma}_b^\dagger + \delta \hat{\sigma}_c^\dagger] |g_b, g_c\rangle. \quad (\text{S9})$$

At time  $t = nT + \tau_c + \pi n_2/\delta$ , the state can go back to Eq. (S8). Thus we choose the time duration of the storing process as  $\tau_s = \pi n_2/\delta$ . The state at the end of each storing process, i.e.,  $t = nT + \tau_c + \tau_s$ , reads

$$|\psi(nT + \tau_c + \tau_s)\rangle = \frac{1}{\Omega} [\kappa \hat{\sigma}_b^\dagger + \delta \hat{\sigma}_c^\dagger] |g_b, g_c\rangle. \quad (\text{S10})$$

**Discharging process:** The QB-charge interaction is switched on again. The evolved state reads

$$\begin{aligned} |\psi(t)\rangle &= \hat{U}'_0(t - nT - \tau_c - \tau_s) |\psi(nT + \tau_c + \tau_s)\rangle \\ &= \hat{U}'_0(t - nT - \tau_c - \tau_s) |\psi(nT + \tau_c)\rangle \\ &= \hat{U}'_0(t - \tau_s) |\psi(0)\rangle \\ &= \frac{1}{\Omega} \left\{ \kappa \sin[\Omega(t - \tau_s)] \hat{\sigma}_b^\dagger + \{i \cos[\Omega(t - \tau_s)] \right. \\ &\quad \left. + \delta \sin[\Omega(t - \tau_s)]\} \hat{\sigma}_c^\dagger \right\} |g_b, g_c\rangle, \end{aligned} \quad (\text{S11})$$

where  $\hat{U}'_0(t) = e^{-\frac{i}{\hbar} \hat{H}' t}$  with  $\hat{H}' = \sum_{l=b,c} \hbar \omega_l \hat{\sigma}_l^\dagger \hat{\sigma}_l + \hbar \kappa (\hat{\sigma}_b^\dagger \hat{\sigma}_c + \text{H.c.})$ . When  $t = \tau_s + \pi n_3/\Omega$ , which defines a period  $T = \tau_c + \tau_s + \tau_d$  with  $\tau_d = (1/2 + n_3)\pi/\Omega$ , we have  $|\psi(T)\rangle = |\psi(0)\rangle$ .

## FLOQUET ENGINEERING

The Hamiltonian with the environments considered reads  $\hat{H}(t) = \hat{H}_0(t) + \hat{H}_E + \hat{H}_I$  with

$$\hat{H}_E = \sum_{l,\mathbf{k}} \hbar \omega_{l,\mathbf{k}} \hat{b}_{l,\mathbf{k}}^\dagger \hat{b}_{l,\mathbf{k}}, \quad (\text{S12})$$

$$\hat{H}_I = \sum_{l,\mathbf{k}} \hbar (g_{l,\mathbf{k}} \hat{b}_{l,\mathbf{k}}^\dagger \hat{\sigma}_l + \text{H.c.}), \quad (\text{S13})$$

where  $\hat{b}_{l,\mathbf{k}}$  are the annihilation operators of the  $\mathbf{k}$ th mode with frequency  $\omega_{l,\mathbf{k}}$  of the bosonic environments felt by the QB and charger, and  $g_{l,\mathbf{k}}$  are their coupling strengths.

### Resonant case

We can develop a perturbation method to calculate the discrete quasienergies of the two FBSs. The Floquet equation reads

$$[\hat{H}_0(t) + \hat{H}_E + \lambda \hat{H}_I - i\hbar \partial_t]|\phi_{m,\alpha}(t)\rangle = \epsilon_{m,\alpha}|\phi_{m,\alpha}(t)\rangle, \quad (\text{S14})$$

where  $\lambda$  characterizes the order of the perturbation and will be set to unit at the end of the derivation. The notation  $|\rangle\rangle$  means that such states are in extended space and satisfy the following orthogonality [1, 2]

$$\begin{aligned} \langle\langle\phi_{m,\alpha}(t)|\phi_{n,\beta}(t)\rangle\rangle &\equiv \frac{1}{T} \int_0^T dt \langle\phi_{m,\alpha}(t)|\phi_{n,\beta}(t)\rangle \\ &= \delta_{\alpha\beta} \delta_{mn}. \end{aligned} \quad (\text{S15})$$

The extended space is named Sambe space, which is made up of the usual Hilbert space and an extra temporal space. The label  $m$  just characterizes the temporal space. After rewriting  $\epsilon_{m,\alpha} = \epsilon_{m,\alpha}^{(0)} + \lambda \epsilon_{m,\alpha}^{(1)} + \lambda^2 \epsilon_{m,\alpha}^{(2)}$  and  $|\phi_{m,\alpha}(t)\rangle = |\phi_{m,\alpha}^{(0)}(t)\rangle + \lambda |\phi_{m,\alpha}^{(1)}(t)\rangle$ , we can obtain the terms in different power of  $\lambda$  as

$$[\hat{H}_0(t) + \hat{H}_E - i\hbar \partial_t]|\phi_{m,\beta}^{(0)}(t)\rangle = \epsilon_{m,\beta}^{(0)}|\phi_{m,\beta}^{(0)}(t)\rangle, \quad (\text{S16})$$

$$\begin{aligned} [\hat{H}_0(t) + \hat{H}_E - i\hbar \partial_t]|\phi_{m,\beta}^{(1)}(t)\rangle + \hat{H}_I|\phi_{m,\beta}^{(0)}(t)\rangle &= \epsilon_{m,\beta}^{(0)} \\ &\times |\phi_{\beta,m}^{(1)}(t)\rangle + \epsilon_{m,\beta}^{(1)}|\phi_{m,\beta}^{(0)}(t)\rangle, \end{aligned} \quad (\text{S17})$$

$$\hat{H}_I|\phi_{\beta,m}^{(1)}(t)\rangle = \epsilon_{\beta,m}^{(1)}|\phi_{\beta,m}^{(1)}(t)\rangle + \epsilon_{\beta,m}^{(2)}|\phi_{\beta,m}^{(0)}(t)\rangle. \quad (\text{S18})$$

Then we have the first- and second-order corrections to the quasienergies of the Floquet bound states (FBSs)

$$\epsilon_{m,\beta}^{(1)} = \langle\langle\phi_{m,\beta}^{(0)}(t)|\hat{H}_I|\phi_{m,\beta}^{(0)}(t)\rangle\rangle, \quad (\text{S19})$$

$$\epsilon_{m,\beta}^{(2)} = \sum_{n,\gamma} \frac{|\langle\langle\phi_{n,\gamma}^{(0)}(t)|\hat{H}_I|\phi_{m,\beta}^{(0)}(t)\rangle\rangle|^2}{\epsilon_{m,\beta}^{(0)} - \epsilon_{n,\gamma}^{(0)}}. \quad (\text{S20})$$

In the following, we calculate the corrections in different orders of perturbation.

The zeroth-order equation (S16) is equivalent to

$$\hat{U}_0(T)|\phi_{m,\alpha}^{(0)}(0)\rangle = e^{-\frac{i}{\hbar}\epsilon_{m,\alpha}^{(0)}T}|\phi_{m,\alpha}^{(0)}(0)\rangle, \quad (\text{S21})$$

where  $\hat{U}_0(T) = \mathcal{T} e^{-\frac{i}{\hbar} \int_0^T [\hat{H}_0(t) + \hat{H}_E] dt} = e^{-\frac{i}{\hbar} \hat{H}_{0,\text{eff}} T}$  with

$$\hat{H}_{0,\text{eff}} = \hbar\omega_0 \sum_{l=b,c} \hat{\sigma}_l^\dagger \hat{\sigma}_l + \frac{2\hbar\kappa}{3} (\hat{\sigma}_b^\dagger \hat{\sigma}_c + \text{H.c.}) + \hat{H}_E. \quad (\text{S22})$$

Here we have assumed  $\tau_c = \tau_s = \tau_d = \pi/(2\kappa)$ , which satisfy the optimal working condition derived in the last section. The solution of Eq. (S21) in the single-excitation space can be readily obtained. Then applying  $\hat{U}_0(t)$  on

$|\phi_\alpha^{(0)}(0)\rangle$ , we obtain

$$\epsilon_{m,l,\mathbf{k}}^{(0)} = \hbar\omega_{\mathbf{k}} + m\hbar\omega_T, \quad (\text{S23})$$

$$|\phi_{m,l,\mathbf{k}}^{(0)}(t)\rangle = e^{im\omega_T t} \hat{b}_{l,\mathbf{k}}^\dagger |\emptyset\rangle, \quad (\text{S24})$$

$$\epsilon_{m,+}^{(0)} = \hbar\omega_0 + (m + \frac{1}{2})\hbar\omega_T, \quad (\text{S25})$$

$$|\phi_{m,+}^{(0)}(t)\rangle = y(t) e^{im\omega_T t} \frac{\hat{\sigma}_b^\dagger + \hat{\sigma}_c^\dagger}{\sqrt{2}} |\emptyset\rangle, \quad (\text{S26})$$

$$\epsilon_{m,-}^{(0)} = \hbar\omega_0 + (m - \frac{1}{2})\hbar\omega_T, \quad (\text{S27})$$

$$|\phi_{m,-}^{(0)}(t)\rangle = y^*(t) e^{im\omega_T t} \frac{\hat{\sigma}_b^\dagger - \hat{\sigma}_c^\dagger}{\sqrt{2}} |\emptyset\rangle, \quad (\text{S28})$$

where  $l = b, c$ , we have used  $\omega_{b,\mathbf{k}} = \omega_{c,\mathbf{k}} \equiv \omega_{\mathbf{k}}$  and

$$y(t) = \begin{cases} e^{-i\frac{\kappa}{3}t}, & nT < t \leq nT + \frac{T}{3}, \\ e^{-i\frac{\kappa}{3}(T-2t)}, & nT + \frac{T}{3} < t \leq nT + \frac{2T}{3}, \\ e^{-i\frac{\kappa}{3}(t-T)}, & nT + \frac{2T}{3} < t \leq (n+1)T. \end{cases} \quad (\text{S29})$$

We can readily check that the first-order corrections are zero

$$\epsilon_{m,\beta}^{(1)} = \langle\langle\phi_{m,\beta}^{(0)}(t)|\hat{H}_I|\phi_{m,\beta}^{(0)}(t)\rangle\rangle = 0. \quad (\text{S30})$$

The second-order corrections of  $\epsilon_{-1,+}^{(0)}$  and  $\epsilon_{0,-}^{(0)}$  are

$$\begin{aligned} \epsilon_{-1,+}^{(2)} &= 2 \sum_{\mathbf{k},n} \frac{|\frac{\hbar g_{\mathbf{k}}}{\sqrt{2}} \frac{1}{T} \int_0^T dt e^{-i(n+1)\omega_T t} y(t)|^2}{\epsilon_{-1,+}^{(0)} - \hbar\omega_{\mathbf{k}} - n\hbar\omega_T} \\ &= \sum_{\mathbf{k},n} \frac{\hbar^2 g_{\mathbf{k}}^2 |f_n|^2}{\epsilon_{-1,+}^{(0)} - \hbar\omega_{\mathbf{k}} - (n-1)\hbar\omega_T}, \end{aligned} \quad (\text{S31})$$

$$\begin{aligned} \epsilon_{0,-}^{(2)} &= 2 \sum_{\mathbf{k},n} \frac{|\frac{\hbar g_{\mathbf{k}}}{\sqrt{2}} \frac{1}{T} \int_0^T dt e^{-in\omega_T t} y^*(t)|^2}{\epsilon_{0,-}^{(0)} - \hbar\omega_{\mathbf{k}} - n\hbar\omega_T} \\ &= \sum_{\mathbf{k},n} \frac{\hbar^2 g_{\mathbf{k}}^2 |f_n|^2}{\epsilon_{0,-}^{(0)} - \hbar\omega_{\mathbf{k}} + n\hbar\omega_T}, \end{aligned} \quad (\text{S32})$$

where  $f_n = \frac{1}{T} \int_0^T dt e^{-in\omega_T t} y(t)$ . Note that, although the two quasienergies of  $\epsilon_{-1,+}^{(0)}$  and  $\epsilon_{0,-}^{(0)}$  are degenerate, the non-degenerate perturbation theory we developed is still applicable because the perturbation  $\hat{H}_I$  does not cause mixture of the two FBSs  $|\phi_{-1,+}^{(0)}(t)\rangle$  and  $|\phi_{0,-}^{(0)}(t)\rangle$ .

Using the parameter values of Fig. 4(a) in the main text, we plot in Fig. S1(a) the quasienergies of the two FBSs via numerically solving the Floquet equation and via analytically evaluating the above perturbation corrections. It shows clearly that the perturbation theory works well in the large  $\kappa$  parameter regime. Then we can roughly evaluate the mean energy of the QB by the perturbation quasienergies in Eqs. (S31, S32). Figures S1(b) and S1(c) confirm the correctness of the perturbation results in Eqs. (S26) and (S28) at  $t = 0$ , which readily induce  $c_1 = -c_2 = 1/\sqrt{2}$  according to



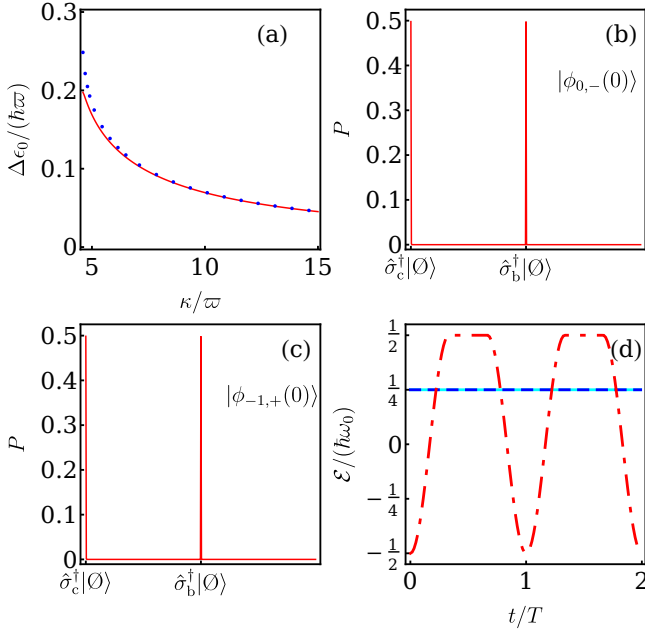


FIG. S1. (a) Quasienergies of the two FBSs calculated via numerically solving the Floquet equation (red solid lines) and via analytically solving the perturbation equations (S31) and (S32) (blue dots). (b) and (c) Probability distributions of  $|\phi_{01}(0)\rangle$  and  $|\phi_{02}(0)\rangle$  calculated via numerically solving the Floquet equation. They validate Eqs. (S31) and (S32). (d) Diagonal terms for  $j = j' = (-1, +)$  (cyan solid line) and  $(0, -)$  (blue dashed line), and interference terms for  $j \neq j'$  (red dotdashed line) of Eq. (S34) when  $\kappa = 15\varpi$  analytically evaluated from the perturbation method. It matches with the numerical results in Fig. 4(b) in the main text. Other parameter values are the same as the ones in Fig. 4 (a) and (b) in the main text.

the initial state  $|\Psi(0)\rangle$ . We also can obtain the contributions of the two FBSs to the energy of the QB using Eqs. (S26) and (S28). The diagonal terms read  $\langle \phi_{-1,+}^{(0)}(t) | \hat{\sigma}_b^\dagger \hat{\sigma}_b | \phi_{-1,+}^{(0)}(t) \rangle = \langle \phi_{0,-}^{(0)}(t) | \hat{\sigma}_b^\dagger \hat{\sigma}_b | \phi_{0,-}^{(0)}(t) \rangle = \frac{1}{2}$ , and the interference terms read

$$\begin{aligned} & \text{Re}[e^{-\frac{i}{\hbar}\Delta\epsilon_0 t} \langle \phi_{0,-}^{(0)}(t) | \hat{\sigma}_b^\dagger \hat{\sigma}_b | \phi_{-1,+}^{(0)}(t) \rangle] \\ & \approx \cos(\frac{\Delta\epsilon_0}{\hbar} t) \text{Re}[\frac{y^2(t)e^{-i\omega_T t}}{2}]. \end{aligned} \quad (\text{S33})$$

Then from

$$\frac{\mathcal{E}(\infty)}{\hbar\omega_0} = \sum_{jj'=1}^M c_j c_{j'}^* e^{\frac{-i}{\hbar}(\epsilon_{0j} - \epsilon_{0j'})t} \langle \phi_{0j'}(t) | \hat{\sigma}_b^\dagger \hat{\sigma}_b | \phi_{0j}(t) \rangle, \quad (\text{S34})$$

we have

$$\frac{\mathcal{E}(\infty)}{\hbar\omega_0} = \frac{1}{2} \left\{ 1 - \cos(\frac{\Delta\epsilon_0}{\hbar} t) \text{Re}[y^2(t)e^{-i\omega_T t}] \right\}. \quad (\text{S35})$$

With increasing  $\kappa$ , the gap between two quasienergies of the two FBSs tends to zero and the oscillation is slowed down. These analytical components are shown

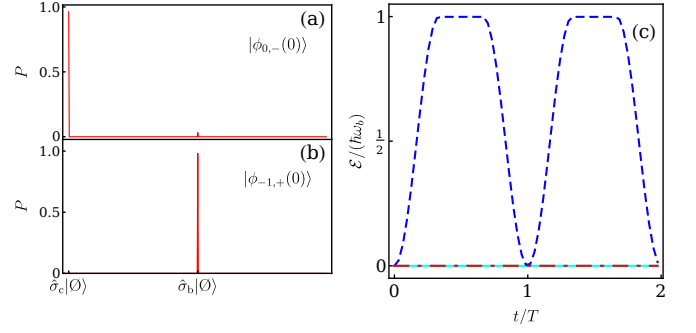


FIG. S2. (a) and (b) Probability distribution of the two FBSs calculated via numerically solving the Floquet equation, which matches with Eqs. (S39) and (S41). (c) Diagonal terms for  $j = j' = (-1, +)$  (cyan solid line) and  $(0, -)$  (blue dashed line), and interference terms for  $j \neq j'$  (red dotdashed line) of Eq. (S34) when  $\kappa = 15\varpi$  analytically evaluated from the perturbation method. Other parameter values are the same as the ones in Fig. 4 (c) and (d) in the main text.

Fig. S1(d) with the parameter values in Fig. 4(b) of main text, which match well with the numerical results.

### Nonresonant case

If a frequency detuning  $\delta$  between the QB and charge is present, the degeneracy of  $\epsilon_{-1,+}^{(0)}$  and  $\epsilon_{0,-}^{(0)}$  would be broken. We can use the degenerate perturbation theory to re-derive the zeroth-order FBSs. The Hamiltonian in this case reads

$$\begin{aligned} \hat{H}_\delta(t) = & \hbar\omega_0 \sum_l \hat{\sigma}_l^\dagger \hat{\sigma}_l + \hbar f(t)(\hat{\sigma}_b^\dagger \hat{\sigma}_c + \hat{\sigma}_c^\dagger \hat{\sigma}_b) \\ & + \hbar\delta(\hat{\sigma}_c^\dagger \hat{\sigma}_c - \hat{\sigma}_b^\dagger \hat{\sigma}_b) + \hat{H}_E. \end{aligned} \quad (\text{S36})$$

Treating the  $\delta$  term as perturbation, we can evaluate the first-order correction to  $\epsilon_{-1,+}^{(0)}$  and  $\epsilon_{0,-}^{(0)}$  in Eqs. (S25) and (S27) via

$$\det[\hbar\delta \begin{pmatrix} 1 & 0 \\ 0 & -1 \end{pmatrix} - \epsilon^{(0)} \mathbb{I}] = 0. \quad (\text{S37})$$

We thus have

$$\epsilon_{m,+}^{(0)} = \hbar\omega_0 + (m + \frac{1}{2})\hbar\omega_T + \hbar\delta, \quad (\text{S38})$$

$$|\phi_{m,+}^{(0)}(0)\rangle = \hat{\sigma}_b^\dagger |\emptyset\rangle, \quad (\text{S39})$$

$$\epsilon_{m,-}^{(0)} = \hbar\omega_0 + (m - \frac{1}{2})\hbar\omega_T - \hbar\delta, \quad (\text{S40})$$

$$|\phi_{m,-}^{(0)}(0)\rangle = \hat{\sigma}_c^\dagger |\emptyset\rangle. \quad (\text{S41})$$

It can be seen that the two quasienergy difference  $\Delta\epsilon_0 = |\epsilon_{-1,+} - \epsilon_{0,-}|$  cannot be zero anymore even with the presence of  $\hat{H}_1$ . In this case we still have chance to make the QB return to its near ideal stage. Applying the evolution  $\hat{U}_0(t)$  on Eqs. (S39) and (S41), we have  $|\phi_{-1,+}^{(0)}(t)\rangle$

and  $|\phi_{0,-}^{(0)}(t)\rangle\rangle$ . Then we can roughly evaluate the energy of the QB. The initial condition induces  $c_{-1,+} = \langle\phi_{-1,+}^{(0)}(0)|\Psi(0)\rangle = 0$  and  $c_{0,-} = \langle\phi_{0,-}^{(0)}(0)|\Psi(0)\rangle = 1$ . Therefore, only the  $|\phi_{0,-}^{(0)}(t)\rangle\rangle$  has contribution to the energy of the QB. It reads

$$\frac{\mathcal{E}(\infty)}{\hbar\omega_0} = \langle\phi_{0,-}^{(0)}(t)|\hat{\sigma}_b^\dagger\hat{\sigma}_b|\phi_{0,-}^{(0)}(t)\rangle, \quad (\text{S42})$$

which returns to the  $T$ -periodic. Therefore, the QB goes back to the ideal working stage.

These analytical components of the two diagonal terms and the interference term of Eq. (S34) are shown in Fig. S2(c) with same parameters in Fig. 4(d) of the main text. Matching well the numerical results in Fig. 4(d) of the main text, it shows clearly that only one of the two

diagonal terms dominates the energy. This also explain why the QB returns its ideal stage in the nonresonant case.

---

\* [anjhong@lzu.edu.cn](mailto:anjhong@lzu.edu.cn)

- [1] Hideo Sambe, “Steady states and quasienergies of a quantum-mechanical system in an oscillating field,” *Phys. Rev. A* **7**, 2203–2213 (1973).
- [2] André Eckardt and Egidijus Anisimovas, “High-frequency approximation for periodically driven quantum systems from a floquet-space perspective,” *New Journal of Physics* **17**, 093039 (2015).