

## Constraining the Jet Launching Time of GRB 170817A by Utilizing the Baryon Loading

JIA REN,<sup>1</sup> DA-BIN LIN,<sup>1</sup> LU-LU ZHANG,<sup>1</sup> KAI WANG,<sup>1</sup> XIAO-YAN LI,<sup>1</sup> XIANG-GAO WANG,<sup>1</sup> AND EN-WEI LIANG<sup>1</sup>

<sup>1</sup>Laboratory for Relativistic Astrophysics, Department of Physics, Guangxi University, Nanning 530004, China

Submitted to ApJL

### ABSTRACT

The observed delay of GRB 170817A relative to GW170817 carries significant information about gamma-ray burst (GRB) physics and is subject to intense debate. In this letter, we put forward an approach to discuss the major source of this time delay. First of all, we use the structured jet model to fit the X-ray/optical/radio afterglows of GRB 170817A together with superluminal motion measured by the Very Long Baseline Interferometry. Our structured jet is modelled with angle-dependent energy and baryon loading. It is found that our model can well fit the afterglows of GRB 170817A. After that, the baryon loading in the jet is inferred based on our fitting results. By comparing the baryon loading to the mass outflow in different stages, we infer that the time lag of the jet launch relative to the merger is less than hundreds or tens of milliseconds. It suggests that the time delay of GRB 170817A relative to GW170817 is defined mostly by the spreading time of the jet propagating to its dissipation radius.

*Keywords:* Gamma-ray bursts (629), Gravitational waves (678), High energy astrophysics (739), Relativistic jets (1390)

### 1. INTRODUCTION

On August 17, 2017 at 12:41:04 UTC, the Advanced Laser Interferometer Gravitational-wave Observatory and the Advanced Virgo gravitational-wave detectors made their first observation of a gravitational wave (GW) event, GW170817, from binary neutron star (NS) merger (Abbott et al. 2017a,b,c,d). GW170817 was followed by a short gamma-ray burst (GRB), GRB 170817A (Abbott et al. 2017e; Goldstein et al. 2017; Zhang et al. 2018), which triggered the Fermi Gamma-ray Burst Monitor at  $t_{\text{obs}} \sim 1.7$  s after the GW signal and lasted for  $\sim 2$  s. The delay of GRB 170817A relative to GW170817 is subject to intense debate on the field of GRBs (Zhang 2018, 2019; Burns 2019). Except for GRB 170817A, recent controversial gamma-ray signals, GBM-150914 (Connaughton et al. 2016; Greiner et al. 2016; Connaughton et al. 2018) and GBM-190816 (Yang et al. 2019), were claimed to follow the black hole - black hole (BH-BH) or BH-NS merger GW signals, GW150914 and GW190816, with a lag of  $\sim 0.4$  s and  $\sim 1.57$  s, respectively. It indicates that the time delay of GRB relative to GW signal may be common in compact binary mergers. The origin of the time delay for GRB with respect to the GW signal has two arguments mainly. Some authors attributed to the co-effect of the delayed jet launching and the jet breakout from the ejecta (e.g., Gottlieb et al. 2018; Bromberg et al. 2018). Other authors (e.g., Zhang et al. 2018; Lin et al. 2018) suggested that the jet may be launched promptly after the merger and the delay is mostly defined by the spreading time when the jet propagates to the dissipation radius. However, there is no consensus so far.

The binary NS mergers are expected to release an amount of neutron-rich matter (Lattimer & Schramm 1974, 1976; Symbalisty & Schramm 1982), which can synthesize the elements heavier than iron via the rapid neutron-capture process ( $r$ -process). Numerical simulations of NS-NS mergers reveal that there has a large number of matter outflowing from the system (see Nakar 2019 for a detailed introduction), e.g., the dynamic ejecta is formed in the first  $\sim 10$  ms after the merger; the neutrino-driven wind is stripped from the accretion disk and central object; the viscosity-driven

wind is blown off by the disk heating. (Hereafter, the dynamic ejecta, the neutrino-driven wind, and the viscosity-driven wind are all named as “outflow” in order to be distinguished with the ultra-relativistic jet.) Owing to the nucleosynthesis, there is a lot of radioactive heavy elements in the outflowing material. Correspondingly, a kilonova powered by the radioactive decay of heavy elements will appear (Li & Paczyński 1998; also see Metzger 2017 for a review), e.g., AT2017gfo (Coulter et al. 2017). In different post-merger stages, the outflow has different properties, e.g., mass, angular distribution, and electron abundance, which would affect the outcomes of synthesized elements. Thus, the “red”, “blue”, and even “purple” component emerges in the observations of kilonova (e.g., Villar et al. 2017; Zhu et al. 2020). Based on this multi-components prescription, plenty of works presented their estimation on the ejecta properties by modelling and fitting AT2017gfo (e.g., Kasen et al. 2017; Villar et al. 2017; Cowperthwaite et al. 2017; Waxman et al. 2018). Furthermore, the possible effect of the compact remnant on AT2017gfo has been also studied by some groups (e.g., Yu et al. 2018; Ren et al. 2019; Li et al. 2018; Matsumoto et al. 2018). It is suggested that the compact remnant at least survived as an NS for some time, thereby blown out enough material to power AT2017gfo (e.g., Metzger et al. 2018).

When an energetic jet expands outward, it will be unavoidable to be contaminated by baryons in the outflow. Thus, we propose the following idea. With a relatively detailed understanding of the spatial and temporal distribution of the merger outflows, whether it is possible to infer the waiting time of jet launching by comparing the baryon loading of the jet with the outflows in different post-merger stages? In this *Letter*, we perform fitting of GRB 170817A afterglow to infer the baryon loading of the jet in GRB 170817A and further discuss the jet launching time. The paper is organized as follows. In Section 2, we introduce the models and methods used in our fitting. In Section 3, we give the fitting result and the corresponding discussion. The summary is made in Section 4.

## 2. MODEL AND SUPERLUMINAL MOTION

To describe the jet structure and the dynamics of the external-forward shock, we introduce a spherical coordinate  $(r, \theta, \varphi)$  with  $r = 0$  locating at the burst’s central engine and  $\theta = 0$  being along the jet axis. We assume the observer locating at the direction of  $(\theta_v, \varphi_v)$  with  $\varphi_v = 0$ .

**Structured jet Description** Different from the previous works, the structured jet is modelled with the angle-dependent baryon loading  $\rho(\theta)$  and kinetic energy  $\varepsilon(\theta)$  per solid angle in this work. We consider an axisymmetric power-law structured jet, i.e.,

$$E_{\text{iso}}(\theta) = E_{\text{iso},0} \left(1 + \frac{\theta}{\theta_\varepsilon}\right)^k, \quad (1)$$

$$M_{\text{iso}}(\theta) = M_{\text{iso},0} \left(1 + \frac{\theta}{\theta_\rho}\right)^s, \quad (2)$$

and an axisymmetric Gaussian structured jet, i.e.,

$$E_{\text{iso}}(\theta) = E_{\text{iso},0} \exp\left(-\frac{\theta^2}{2\theta_\varepsilon^2}\right), \quad (3)$$

$$M_{\text{iso}}(\theta) = M_{\text{iso},0} \exp\left(-\frac{\theta^2}{2\theta_\rho^2}\right), \quad (4)$$

where  $E_{\text{iso}}(\theta) = 4\pi\varepsilon(\theta)$ ,  $M_{\text{iso}}(\theta) = 4\pi\rho(\theta)$ , and  $\theta_\varepsilon$  and  $\theta_\rho$  are the characteristic half opening angle of  $\varepsilon(\theta)$  and  $\rho(\theta)$ , respectively.

**Dynamics of the external-forward shock** The hemisphere which centers in the jet axis is divided into  $400 \times 100$  small patches along  $\theta$  and  $\varphi$  directions in their linear space. In this work, we consider the jet has no lateral expansion (but see Troja et al. 2019), and the dynamics of the external-forward shock is estimated independently in each patches, i.e. (Zhang 2018),

$$\frac{d\Gamma}{dr} = -\frac{\Gamma(\Gamma^2 - 1)(\hat{\gamma}\Gamma - \hat{\gamma} + 1)\frac{dm}{dr}c^2 - (\hat{\gamma} - 1)\Gamma(\hat{\gamma}\Gamma^2 - \hat{\gamma} + 1)(3U/r)}{\Gamma^2[\rho(\theta) + m]c^2 + (\hat{\gamma}^2\Gamma^2 - \hat{\gamma}^2 + 3\hat{\gamma} - 2)U}, \quad (5)$$

$$\frac{dU}{dr} = (1 - \epsilon)(\Gamma - 1)c^2\frac{dm}{dr} - (\hat{\gamma} - 1)\left(\frac{3}{r} - \frac{1}{\Gamma}\frac{d\Gamma}{dr}\right)U, \quad (6)$$

where  $dm/dr = n_{\text{ISM}}m_p r^2$  with  $n_{\text{ISM}}$  being particle density of interstellar medium (ISM) and  $m_p$  being the proton mass, and  $\Gamma(\theta, r)$ ,  $m(\theta, r)$ ,  $U(\theta, r)$ , and  $\epsilon$  are the bulk Lorentz factor, the sweep-up mass per solid angle, the internal

energy, and the radiation efficiency of electrons in the external-forward shock, respectively. The adiabatic index is  $\hat{\gamma} \simeq (5 - 1.21937\zeta + 0.18203\zeta^2 - 0.96583\zeta^3 + 2.32513\zeta^4 - 2.39332\zeta^5 + 1.07136\zeta^6)/3$  with  $\zeta \equiv \Theta/(0.24 + \Theta)$ ,  $\Theta \simeq \left(\frac{\Gamma\beta}{3}\right) \left[\frac{\Gamma\beta+1.07(\Gamma\beta)^2}{1+\Gamma\beta+1.07(\Gamma\beta)^2}\right]$ , and  $\beta = \sqrt{1-1/\Gamma^2}$  (Pe'er 2012). The initial Lorentz factor of patch is set as  $\Gamma_0(\theta) = E_{\text{iso}}(\theta)/[M_{\text{iso}}(\theta)c^2] + 1$ . Given an appropriate initial value of  $U$ , the  $r$ -dependent  $\Gamma$  can be obtained for each patch. The patches with  $\Gamma_0(\theta) < 1.4$  are neglected in our calculations and not involved in the estimation of baryon loading.  $\epsilon_e$  and  $\epsilon_B$  are introduced to represent the fractions of the shock energy used to accelerate electrons and going into the magnetic energy, respectively. Then, the magnetic field behind the shock is  $B' = (32\pi\epsilon_B n_{\text{ISM}})^{1/2}\Gamma c$ . The sweep-up electrons are accelerated to a power-law distribution of Lorentz factor  $\gamma_e$ , i.e.,  $Q \propto \gamma_e'^{-p}$  for  $\gamma_{e,\text{min}}' \leq \gamma_e \leq \gamma_{e,\text{max}}'$ , where  $p(> 2)$  is the power-law index,  $\gamma_{e,\text{min}}' = \epsilon_e(p-2)m_p\Gamma/[(p-1)m_e]$  (Sari et al. 1998), and  $\gamma_{e,\text{max}}' = \sqrt{9m_e^2c^4/(8B'q_e^3)}$  with  $q_e$  being the electron charge (e.g., Kumar et al. 2012). Then, one can have  $\epsilon = \epsilon_{\text{rad}}\epsilon_e$  with  $\epsilon_{\text{rad}} = \min\{1, (\gamma_{e,\text{min}}'/\gamma_{e,c})^{(p-2)}\}$  (Fan & Piran 2006), where  $\gamma_{e,c} = 6\pi m_e c/(\sigma_T\Gamma B'^2 t')$  is the efficient cooling Lorentz factor of electrons.

In the X-ray/optical/radio bands, the main radiation mechanism of the external-forward shock in GRBs is the synchrotron radiation of the sweep-up electrons (Sari et al. 1998; Sari & Piran 1999). We denote the instantaneous electron spectrum per solid angle at  $r$  and  $\theta$  as  $n_e'(r, \theta, \gamma_e')$ , of which the evolution can be solved based on the continuity equation (e.g., Liu et al. 2020). The spectral power of synchrotron radiation of  $n_e'(r, \theta, \gamma_e')$  at a given frequency  $\nu'$  is  $P'(\nu', r, \theta) = \frac{\sqrt{3}q_e^3 B'}{m_e c^2} \int_0^{\gamma_{e,\text{max}}'} F(\nu'/\nu_c') n_e' d\gamma_e'$ , where  $F(x) = x \int_x^{+\infty} K_{5/3}(k) dk$  with  $K_{5/3}(k)$  being the modified Bessel function of 5/3 order and  $\nu_c' = 3q_e B' \gamma_e'^2 / (4\pi m_e c)$ . By summing the flux from each patch observed at a same observer time  $t_{\text{obs}}$ , the total observed flux can be obtained.

**Superluminal Motion of Flux Centroid** The flux centroid motion, as well as the axial ratio of the image, are powerful tools to constrain the jet structure (Gill & Granot 2018). In our calculations, we record the location  $(x, y, z) = (r \sin \theta \cos \varphi, r \sin \theta \sin \varphi, r \cos \theta)$  of the maximum flux in the radio image at 3 GHz band and the observer time  $t_{\text{obs}}$ . Then, the apparent velocity of the flux centroid over a time interval  $\delta t_{\text{obs}} = t_{\text{obs},2} - t_{\text{obs},1}$  is estimated as  $\beta_{\text{app}} \equiv v_{\text{app}}/c = \sqrt{(x_2' - x_1')^2 + (y_2' - y_1')^2} / (\delta t_{\text{obs}} c)$ , where  $x' = x \cos \theta_v - z \sin \theta_v$ ,  $y' = y$ , and  $(x_1, y_1, z_1)$  and  $(x_2, y_2, z_2)$  are corresponding to the observer time  $t_{\text{obs},1}$  and  $t_{\text{obs},2}$ , respectively. It should be pointed out that an elliptical Gaussian fitting of the radio image should be performed in order to better estimate the location of flux centroid (e.g., Granot et al. 2018; Lu et al. 2020). However, our approach based on the location of maximum flux would significantly reduce the computation time.

### 3. FITTING RESULT AND DISCUSSION

#### 3.1. Fitting on the Afterglows of GRB 170817A

The X-ray/optical/radio afterglows of GRB 170817A is fitted with our structured jet. Owing to the different process of data processing, the data from different groups may be a lack of uniformity. Recently, Makhathini et al. (2020) has compiled and unified all of the observational data about the afterglows of GRB 170817A. We take their result at 1 keV, F606W, 6 GHz, and 3 GHz bands as our fitting dataset, which are shown in Figure 1. In addition, the superluminal motion  $\beta_{\text{app}} = 4.1 \pm 0.5$  between 75 and 230 days is also used in our fittings (Mooley et al. 2018). Our work includes the fitting with power-law and Gaussian structured jet model. The fitting is performed based on the Markov Chain Monte Carlo (MCMC) method to produce posterior predictions for the model parameters. The Python package `emcee` (Foreman-Mackey et al. 2013) is used for our MCMC sampling, where  $N_{\text{walkers}} \times N_{\text{steps}} = 25 \times 2000$  is adopted and the initial 10% iterations are used for burn-in. The projections of the posterior distribution in 1-D and 2-D for the physical parameters in the power-law model (i.e.,  $E_{\text{iso},0}$ ,  $M_{\text{iso},0}$ ,  $\epsilon_e$ ,  $\epsilon_B$ ,  $n_{\text{ISM}}$ ,  $\theta_\epsilon$ ,  $\theta_\rho/\theta_\epsilon$ ,  $\theta_v/\theta_\epsilon$ ,  $k$ ,  $s$ ) and the Gaussian model (i.e.,  $E_{\text{iso},0}$ ,  $M_{\text{iso},0}$ ,  $\epsilon_e$ ,  $\epsilon_B$ ,  $n_{\text{ISM}}$ ,  $\theta_\epsilon$ ,  $\theta_\rho/\theta_\epsilon$ ,  $\theta_v/\theta_\epsilon$ ) are presented in Figure 2. In this work,  $p = 2.16$  is adopted by considering the spectrum fitting results (e.g., Fong et al. 2019). The obtained parameters at the  $1\sigma$  confidence level are reported in Table 1, and the optimal fitting results are shown in Figure 1.

Notice that recent works (e.g., Beniamini et al. 2020b; Nakar & Piran 2020; Ryan et al. 2020) have pointed out the wide range of  $\theta_\epsilon$  and  $\theta_v$  values obtained from afterglows' fittings is due to the lack of key information for fitting. Beniamini et al. (2020b) and Nakar & Piran (2020) clearly indicates that the ratio  $\theta_v/\theta_\epsilon$  is the only quantity that can be determined from the light curve alone. Here, we use this ratio as one of the free parameters and find that  $\theta_v/\theta_\epsilon$  has a value  $\sim 5$  with maximum likelihood under the power-law structured jet model, which has a high agreement with those works combined with the VLBI superluminal measurement in the fittings (Hotokezaka et al. 2019; Ghirlanda et al. 2019). The degeneracy between  $\theta_\epsilon$  and  $\theta_v/\theta_\epsilon$  in Figure 2 suggests that the viewing angle  $\theta_v$  can be robustly estimated from our fittings. Our obtained  $\theta_\epsilon$  and  $\theta_v$  are consistent with the results estimated based on the prompt emission of

GRB 170817 (e.g., Mooley et al. 2018; Beniamini et al. 2019). The ISM number density is well below the upper limit on the density of ionized and neutral particle density (e.g., Hallinan et al. 2017, Hajela et al. 2019). The small allowed spread in  $\epsilon_e$  is consistent with the results of Beniamini & van der Horst (2017). For our power-law structured jet, the value of  $k \sim -6$  and  $s \sim -2$  means  $\Gamma(\theta) \propto \theta^{-4}$  at large angle. This is consistent with that found in Ghirlanda et al. (2019), of which  $E(\theta) \propto \theta^{-5.5}$  and  $\Gamma(\theta) \propto \theta^{-3.5}$  is found. Hotokezaka et al. (2019) find  $E(\theta) \propto \theta^{-4.5}$  and  $\Gamma(\theta) \propto \theta^{-4.5}$  by frozen the value of  $\Gamma(\theta = 0) = 600$ . Based on our optimal fitting result,  $\Gamma(\theta = 0) = 360$  rather than 600 is obtained. Then, the low value of power-law index in the  $\theta - \Gamma$  relation found in Hotokezaka et al. (2019) may be owing to the high value of  $\Gamma(\theta = 0)$  adopted in their fittings.

In Figure 3, we show the evolution of the apparent velocity  $\beta_{\text{app}}$  of flux centroid motion at 3 GHz band based on our optimal fitting result of the power-law model, where the time interval of 10 days is adopted. For comparison, we also show other noteworthy parameters in this figure: ①  $\Gamma_{\text{axis}}$ , the bulk Lorentz factor of the jet flow along the jet axis; ②  $\Gamma_{\text{fc}}$ , the bulk Lorentz factor of flux centroid; ③  $\beta_{\text{app,axis}} = \beta_{\text{axis}} \sin \theta_v / (1 - \beta_{\text{axis}} \cos \theta_v)$  and  $\beta_{\text{app,fc}} = \beta_{\text{fc}} \sin \alpha_{\text{fc}} / (1 - \beta_{\text{fc}} \cos \alpha_{\text{fc}})$ , where  $\beta_{\text{axis}} = (1 - \Gamma_{\text{axis}}^{-2})^{1/2}$ ,  $\beta_{\text{fc}} = (1 - \Gamma_{\text{fc}}^{-2})^{1/2}$ , and  $\alpha_{\text{fc}}$  is the angle between the flux centroid and the line of sight (Rees 1966). In the inset of this figure, we zoom in the figure for the details in the period of  $t_{\text{obs}} \sim [70, 300]$  days. One can find that  $\Gamma_{\text{fc}}$  is almost a constant during the early phase ( $t_{\text{obs}} \lesssim 160$  days), which is corresponding to the rising phase of afterglows. It indicates that the flux centroid tracks a region which has a specific bulk Lorentz factor in this phase. At the early stage,  $\beta_{\text{app}}$  is always larger than  $\beta_{\text{app,fc}}$ , which stems from the movement of the flux centroid region in the  $\theta$ -direction from  $\theta \sim \theta_v$  to  $\theta = 0$ . The discrepancy of  $\beta_{\text{app}}$  with  $\beta_{\text{app,fc}}$  and  $\beta_{\text{app,axis}}$  reminds that the apparent velocity of a structured jet should be well estimated in the fittings of its afterglows.

### 3.2. Baryon Loading and Constraining on the Jet Launching Time

According to the MCMC samples, the baryon loading of the jet  $M_{\text{jet}}$  can be estimated and its distribution is shown in the right panel of Figure 4. In this panel, the red and blue histograms are corresponding to those from the power-law and Gaussian structured jets, respectively. Then,  $M_{\text{jet}} = 2.49_{-1.30}^{+1.44} \times 10^{-7} M_{\odot}$  and  $M_{\text{jet}} = 3.16_{-1.23}^{+2.04} \times 10^{-7} M_{\odot}$  are obtained for the power-law and Gaussian structured jets, respectively. The median value and  $1\sigma$  uncertainty of  $M_{\text{jet}}$  are also respectively shown with dash-dotted lines and filled regions in the left panel with the same color in the right panel.

In this subsection, the obtained  $M_{\text{jet}}$  is used to constrain the jet launching time by considering the time/angle-dependent outflow in different ejecting stages. We assume that when a jet propagates in the surrounding outflowing material, a fraction  $\eta$  of the material in the path of its propagation is drawn into the jet and becomes a part of  $M_{\text{jet}}$ . Recent works which focus on the interaction of a jet with its surrounding ejecta show that the structure of jet depends strongly on the mixing taking place both inside the cocoon and along the jet-cocoon interface. The degree of the mixing would strongly affect the value of  $\eta$ . Gottlieb et al. (2020a,b), reveal that the jet power, the angle of the initial injected jet, and the medium density can strongly influence the degree of mixing. In this paper, we adopt  $\eta = 0.1, 0.05$ , and  $0.01$  to represent the degree of mixing from mild to weak.

By assuming the jet launching time as  $t_{\text{launch}}$ , the sweep-up mass  $M_{\text{sw}}$  from outflowing material in the jet can be described as

$$M_{\text{jet}} \geq M_{\text{sw}}(t_{\text{launch}}) \equiv \int_0^{\theta_{\text{ini}}} \eta M_{\text{dyn}}(\theta) \sin \theta d\theta + 2\pi \int_0^{\theta_{\text{ini}}} \int_{t_{\text{dyn}}}^{t_{\text{launch}}} \eta \dot{M}_{\text{wind}}(\theta, t') \sin \theta dt' d\theta, \quad (7)$$

where  $t_{\text{dyn}} \sim 10$  ms is the duration of tidal disruption,  $t_{\text{launch}} \geq t_{\text{dyn}}$  is assumed, and the inequality in the beginning is introduced by involving the initial baryon loading of the jet during its launch. Here,  $M_{\text{dyn}}(\theta) = 3M_{\text{dyn,tot}} \sin^2 \theta / (8\pi)$  describes the angle-dependent dynamic ejecta;  $\dot{M}_{\text{wind}}(\theta, t) = f \dot{M}_{\text{NS}}(t) + 3\dot{M}_{\text{disk}}(t) \sin^2 \theta / (8\pi)$  is the mass in the wind,  $\dot{M}_{\text{NS}}(t)$  is the quasi-isotropic NS-driven wind, and  $\dot{M}_{\text{disk}}(t)$  is the angle-dependent magnetohydrodynamics-viscosity-driven disk wind. In our work, a uniform mass distribution within the polar angle  $\theta_{\text{neu}} \lesssim 60^\circ$  for the NS-driven wind is adopted and thus  $f = 4\pi / [2\pi(1 - \cos \theta_{\text{neu}}) \times 2] = 2$  is introduced to describe the correction of mass distribution in the polar region for NS-driven wind. The different parts of  $\dot{M}_{\text{NS}}(t) = \dot{M}_{\nu,\text{NS}}(t) + \dot{M}_{\text{B,NS}}(t)$  and  $\dot{M}_{\text{disk}}(t) = \dot{M}_{\nu,\text{disk}}(t) + \dot{M}_{\text{B,disk}}(t)$  are respectively given as (Gill et al. 2019)

$$\dot{M}_{\nu,\text{NS}}(t) \approx \begin{cases} 1.13 \times 10^{-4} (t/1 \text{ s})^{-0.98}, & t_{\text{dyn}} < t < 0.2 \text{ s}, \\ 2.02 \times 10^{-4} (t/1 \text{ s})^{-0.62}, & t \geq 0.2 \text{ s}, \end{cases} \quad (8)$$

$$\dot{M}_{\text{B,NS}}(t) \approx 5.18 \times 10^{-3} (t/1 \text{ s})^{-0.9}, \quad t \geq t_{\text{dyn}}, \quad (9)$$

$$\dot{M}_{\nu,\text{disk}}(t) \approx \begin{cases} 1.43 \times 10^{-7}(t/1 \text{ s})^{-2}, & t_{\text{dyn}} < t < 0.12 \text{ s}, \\ 1.22 \times 10^{-11}(t/1 \text{ s})^{-6.4}, & t \geq 0.12 \text{ s}, \end{cases} \quad (10)$$

$$\dot{M}_{\text{B,disk}}(t) \approx 0.012, \quad t \geq t_{\text{dyn}}, \quad (11)$$

in units of  $M_{\odot} \text{ s}^{-1}$ . The fractional uncertainties of equations (8)-(11) are introduced in the same way as Gill et al. (2019). The description of angle profile of the dynamic ejecta and viscosity-driven winds in Equation (7) are taken from Perego et al. (2017). In addition, a series of numerical simulations reported that the total mass of dynamic ejecta has  $M_{\text{dyn,tot}} \sim 10^{-4}M_{\odot} - 10^{-2}M_{\odot}$  (e.g., see Nakar 2019 for detail) and  $M_{\text{dyn,tot}} = (1.5 \pm 1.1) \times 10^{-3}M_{\odot}$  is adopted for our analyze (Gill et al. 2019). The initial jet opening angle  $\theta_{\text{ini}}$  cannot be known in advance and the MCMC fitting result  $\theta_{\varepsilon} \sim 4^{\circ}$  is adopted as a possible value of  $\theta_{\text{ini}}$  in this work. The jet is assumed non-collimated by the outflows (Bromberg et al. 2011).

In Figure 4, we show the dependence of  $M_{\text{sw}}$  on  $t_{\text{launch}}$ , where different value of  $\eta$ , i.e.,  $\eta = 0.1, 0.05, 0.01$ , are adopted. For a given  $M_{\text{jet}}$ , which is shown with the dash-dotted line and the filled region in Figure 4, one can estimate the maximum value of  $t_{\text{launch}}$  by solving  $M_{\text{sw}}(t_{\text{launch}}) = M_{\text{jet}}$ . We notice that the waiting time between the merger starting and the jet launching is less than 0.2 s if  $\eta \gtrsim 0.01$  is took. In addition,  $M_{\text{jet}}$  needs to increase a factor of two (one magnitude) in order for the jet launching delay time to increase to around 1 s if  $\eta=0.01$  (0.05) is adopted. A higher  $\eta$  will lead to a lower waiting time for the jet launching. Note that the  $M_{\text{sw}}$  also depends on the initial opening angle  $\theta_{\text{ini}}$ , a higher value of  $\theta_{\text{ini}}$  means a lower upper limit of launching time, too.

#### 4. SUMMARY AND CONCLUSION

In order to infer the baryon loading of the jet, we use a structured jet to fit the X-ray/optical/radio afterglows of GRB 170817A, together with the superluminal motion measurement of radio source in this burst. The structured jet is modelled with angle-dependent energy and baryon loading. The fitting result of the power-law structured jet shows that the ratio between the viewing angle and the jet core angle is  $\theta_{\text{v}}/\theta_{\varepsilon} \sim 5$ , being consistent with other works which involved the superluminal motion measurement in their fittings (Hotokezaka et al. 2019; Ghirlanda et al. 2019). The obtained  $\theta_{\varepsilon}$  and  $\theta_{\text{v}}$  are consistent with the results estimated based on the prompt emission of GRB 170817 (e.g., Mooley et al. 2018; Beniamini et al. 2019). The jet carries the total energy as a few times  $10^{49}$  erg. The on-axis viewed isotropic energy is  $10^{52} - 10^{53}$  erg, which is relatively large but still reasonable (Mooley et al. 2018). The ISM number density is well below the upper limit on the density of the ionized and neutral particles  $\sim 10^{-2} \text{ cm}^{-3}$ . We also studied the motion of the flux centroid in the radio image. It should be noted that the behavior of the flux centroid is wide different for different jet structure and viewing angle.

Based on our fitting result, the baryon loading of the jet in GRB 170817A is inferred as  $M_{\text{jet}} = 2.49_{-1.30}^{+1.44} \times 10^{-7} M_{\odot}$  ( $M_{\text{jet}} = 3.16_{-1.23}^{+2.04} \times 10^{-7} M_{\odot}$ ) under the power-law (Gaussian) structured jet model. By comparing the baryon loading of the jet to the mass outflow in different ejecting stages, a conservative estimation reveals that the time lag of the jet launch relative to the merger is less than hundreds or tens of milliseconds. Optimistic estimation would provide a lower upper limit of the jet launching time. Recently, works focused on the delay time between the merger and the jet launch of binary compact star merger have rich conclusions (e.g., Hamidani et al. 2020; Hamidani & Ioka 2020; Lyutikov 2020; Lazzati & Perna 2019; Lazzati et al. 2020; Beniamini et al. 2020a). These works are based on the dynamics of jet during its propagation in a presupposed isotropic-profile of outflows with or without expanding. Our discussion is based on a different method, and given an independent constraint. We notice that the uncertainties in our method mainly depend on the outflowing rate and angle profile of the merge outflows, and the fraction of outflowing material drawn into the jet. The angle profile of outflows may plays an important role in the collimation of the jet and its breakout from the outflows. In addition, a successful jet launched by NS may affect the mass of the outflow within the propagation path of the jet. Once the mass of the outflow and/or the fraction of outflowing material drawn into the jet are well established, the launching time of a jet can be well constrained by utilizing the method proposed in this paper. The numerical simulations about the propagation of the jet in the anisotropic and expanding outflows may be necessary in order to well understand the physics of outflows and jet formed in the merger (e.g., Murguia-Berthier et al. 2020).

The fate of the remnant of GW170817 event is still a mystery (e.g., Granot et al. 2017; Piro et al. 2019). As Beniamini et al. (2017, 2020a) discussed, the high energy per baryon required for a jet launching delay of  $< 0.1$  s

argues against a magnetar central engine for GRB 170817. Our fitting results of the power-law and the Gaussian structured jet seems to favor their opinion. However, the accretion of the disk to the NS may weaken the constraints of the jet launching time. Because of the energy released by accretion might be able to increase the energy per baryon (e.g., Zhang & Dai 2009, 2010; Metzger et al. 2018). Please see the discussion in Beniamini et al. (2020a).

#### ACKNOWLEDGMENTS

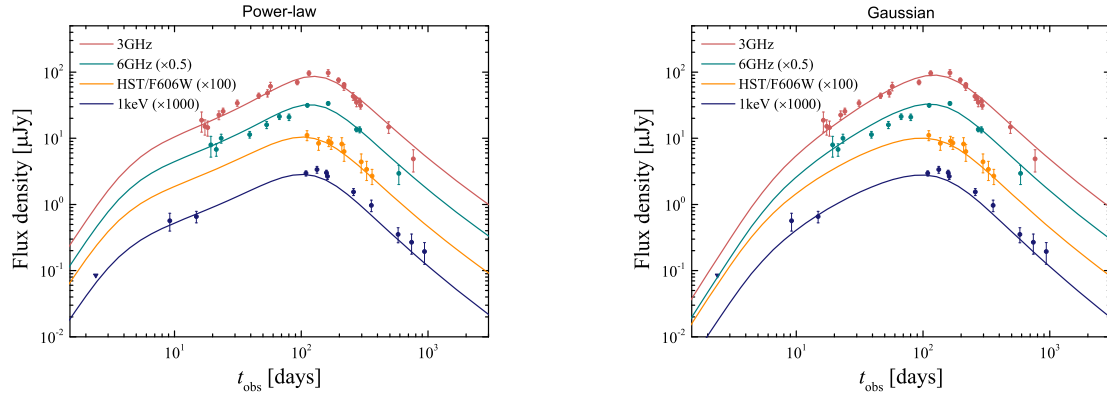
We thank the anonymous referee of this work for useful comments and suggestions that improved the paper. This work is supported by the National Natural Science Foundation of China (grant Nos.11773007, 11533003, 11851304, U1731239), the Guangxi Science Foundation (grant Nos. 2018GXNSFFA281010, 2016GXNSFDA380027, 2017AD22006, 2018GXNSFGA281005), the Innovation Team and Outstanding Scholar Program in Guangxi Colleges, and the Innovation Project of Guangxi Graduate Education (YCSW2019050).

*Software:* `emcee` (Foreman-Mackey et al. 2013)

**Table 1.** Parameters estimated from the MCMC sampling.

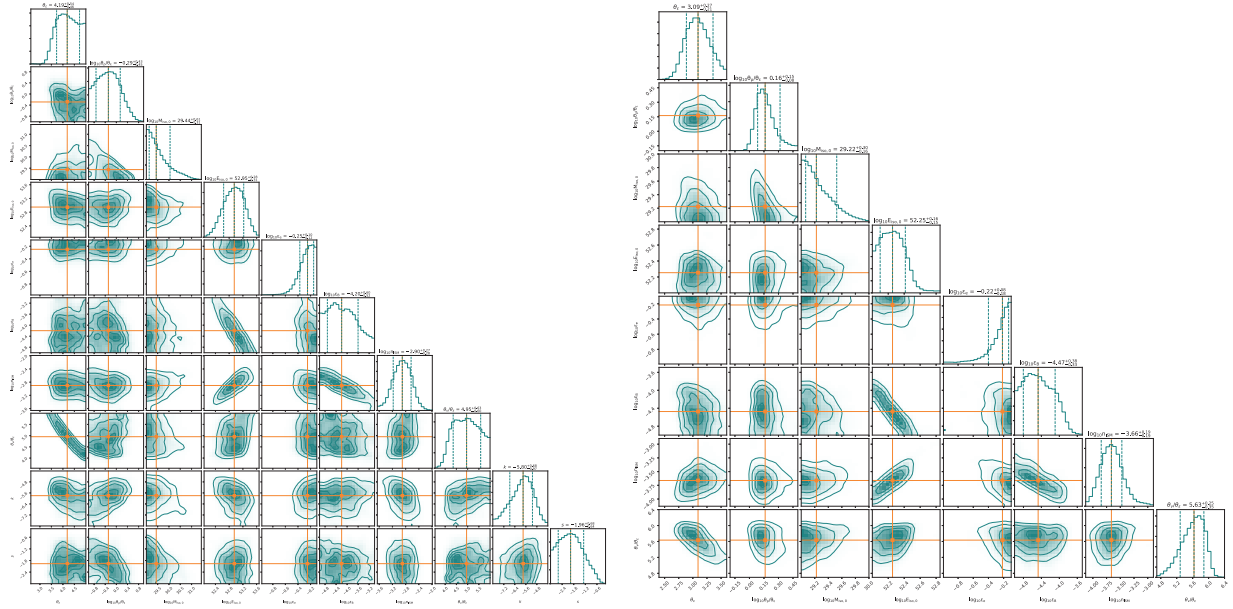
Parameter <sup>1</sup>	Power-law	Gaussian	Range
$\log_{10} E_{\text{iso},0}$ (erg)	$52.95^{+0.28}_{-0.31}$	$52.25^{+0.16}_{-0.15}$	[52,54]
$\log_{10} M_{\text{iso},0}$ (g)	$29.44^{+0.61}_{-0.31}$	$29.22^{+0.30}_{-0.16}$	[29,32]
$\log_{10} \epsilon_e$	$-0.25^{+0.10}_{-0.12}$	$-0.22^{+0.08}_{-0.18}$	[-2,-0.1]
$\log_{10} \epsilon_B$	$-4.20^{+0.60}_{-0.52}$	$-4.47^{+0.38}_{-0.33}$	[-5,-3]
$\log_{10} n_{\text{ISM}}$ (cm <sup>-3</sup> )	$-2.90^{+0.27}_{-0.28}$	$-3.66^{+0.19}_{-0.19}$	[-5,-1]
$\theta_\varepsilon$ (degree)	$4.19^{+0.54}_{-0.46}$	$3.09^{+0.27}_{-0.21}$	[2,5]
$\log_{10} \theta_\rho / \theta_\varepsilon$	$-0.29^{+0.43}_{-0.45}$	$0.16^{+0.15}_{-0.08}$	[-1,1]
$\theta_v / \theta_\varepsilon$	$4.95^{+0.63}_{-0.60}$	$5.63^{+0.25}_{-0.35}$	[2,6]
$k$	$-5.80^{+0.68}_{-0.97}$	–	[-8,-3]
$s$	$-1.96^{+0.68}_{-0.64}$	–	[-3,-0.1]
$p$	2.16	2.16	frozen
$\theta_v$ (degree)	$20.65^{+0.66}_{-0.66}$	$17.36^{+0.87}_{-0.83}$	–
$M_{\text{jet}}$ ( $M_\odot$ )	$2.49^{+1.44}_{-1.30} \times 10^{-7}$	$3.16^{+2.04}_{-1.23} \times 10^{-7}$	–
$E_{\text{jet}}$ (erg)	$1.25^{+0.97}_{-0.56} \times 10^{49}$	$2.71^{+1.28}_{-0.90} \times 10^{49}$	–

<sup>1</sup> There are strong degeneracies between  $E_{\text{iso},0}$ ,  $\epsilon_B$ , and  $n_{\text{ISM}}$  as shown in Figure 2. It reveals that a series of parameter sets could fit the afterglows of GRB 170817A and the values very far from the estimated median value may be possible. In addition, the value of  $\theta_v$ ,  $M_{\text{jet}}$ , and  $E_{\text{jet}}$  are estimated based on the MCMC samples rather than the estimated median values.

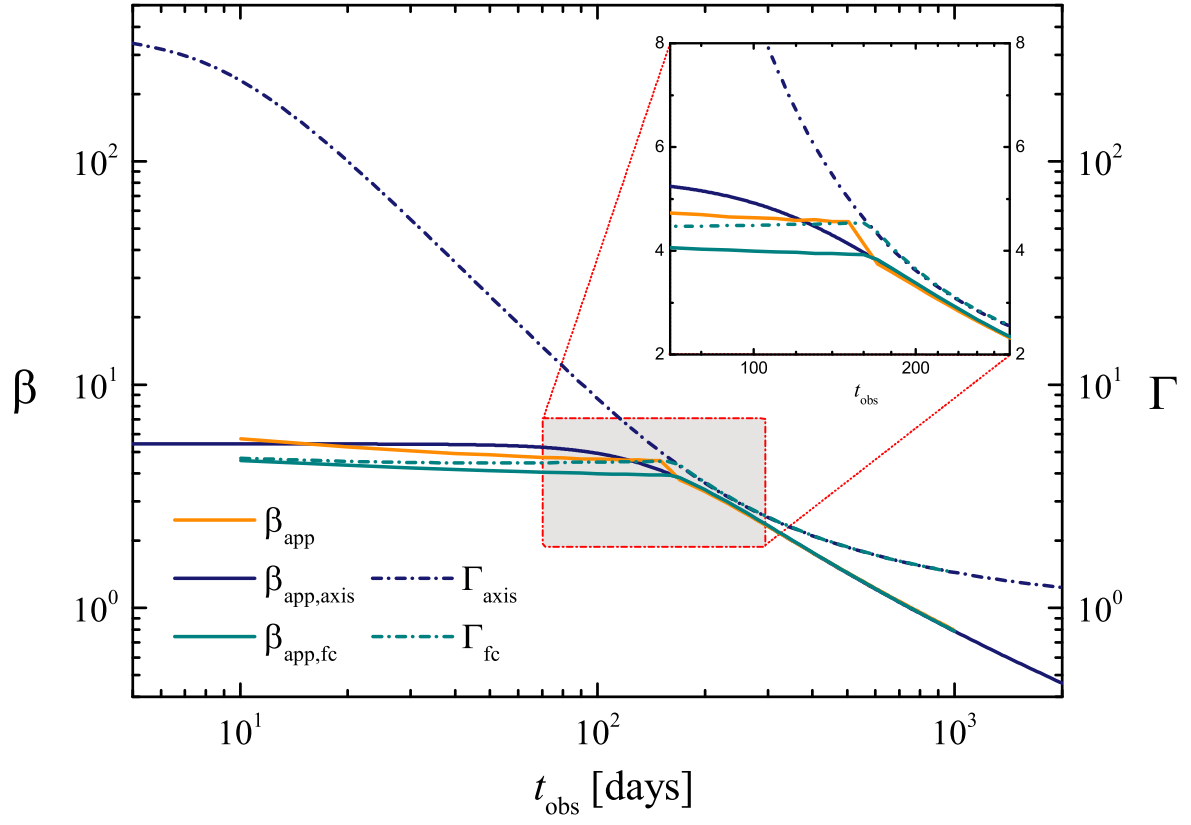


**Figure 1.** Fitting result (solid lines) of afterglows in GRB 170817A. The observational data are described with circles, where the triangle is the upper limit of X-ray.

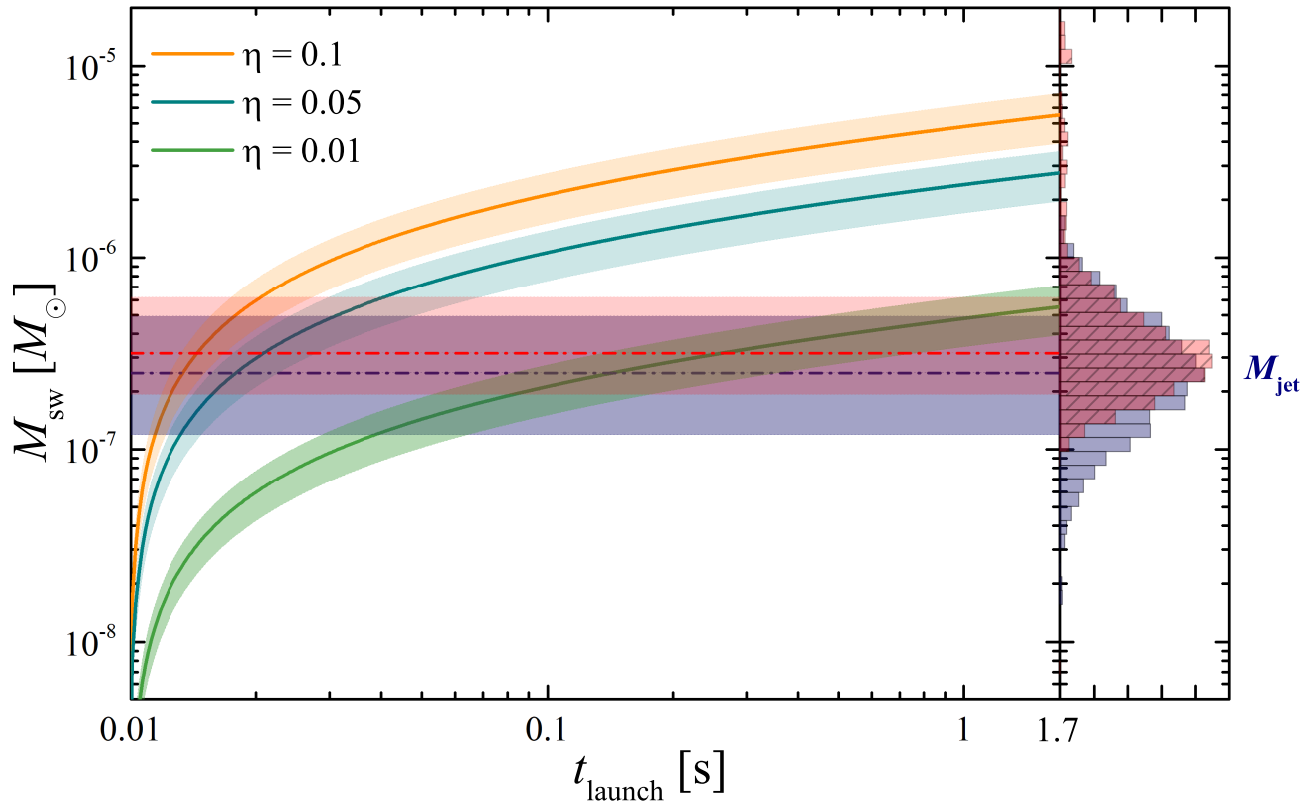




**Figure 2.** Corner plot for the power-law (left) and the Gaussian (right) structured jet model fitting to the afterglows of GRB 170817A.



**Figure 3.** Dependence of  $\beta_{\text{app}}$ ,  $\beta_{\text{app,axis}}$ ,  $\beta_{\text{app,fc}}$ ,  $\Gamma_{\text{axis}}$ , and  $\Gamma_{\text{fc}}$  on  $t_{\text{obs}}$ , where the meanings of lines are shown in the figure. The inset shows zoomed-in view of the period from 70 days to 300 days.



**Figure 4.** Dependence of  $M_{\text{sw}}$  on  $t_{\text{launch}}$  (left panel) and distribution of  $M_{\text{jet}}$  based on the MCMC samples (right panel). In the left panel, the yellow, blue, and green lines show the relations of  $M_{\text{sw}} - t_{\text{launch}}$  with  $\eta = 0.1, 0.05, 0.01$ , respectively. In addition, the blue (red) dash-dot line shows the median values of  $M_{\text{jet}}$  by adopting power-law (Gaussian) structured jet in the fitting. The filled regions around lines display the corresponding  $1\sigma$  uncertainties of  $M_{\text{sw}}$  or  $M_{\text{jet}}$ . In the right panel, the light-blue and light-red bars are corresponding to the case with power-law and Gaussian structured jet models, respectively.

#### REFERENCES

- Abbott, B. P., Abbott, R., Abbott, T. D., et al. 2017a, *ApJL*, 850, L39, doi: [10.3847/2041-8213/aa9478](https://doi.org/10.3847/2041-8213/aa9478)
- . 2017b, *ApJL*, 850, L40, doi: [10.3847/2041-8213/aa93fc](https://doi.org/10.3847/2041-8213/aa93fc)
- . 2017c, *ApJ*, 841, 89, doi: [10.3847/1538-4357/aa6c47](https://doi.org/10.3847/1538-4357/aa6c47)
- . 2017d, *PhRvD*, 96, 022001, doi: [10.1103/PhysRevD.96.022001](https://doi.org/10.1103/PhysRevD.96.022001)
- . 2017e, *ApJL*, 848, L13, doi: [10.3847/2041-8213/aa920c](https://doi.org/10.3847/2041-8213/aa920c)
- Beniamini, P., Duran, R. B., Petropoulou, M., & Giannios, D. 2020a, *ApJL*, 895, L33, doi: [10.3847/2041-8213/ab9223](https://doi.org/10.3847/2041-8213/ab9223)
- Beniamini, P., Giannios, D., & Metzger, B. D. 2017, *MNRAS*, 472, 3058, doi: [10.1093/mnras/stx2095](https://doi.org/10.1093/mnras/stx2095)
- Beniamini, P., Granot, J., & Gill, R. 2020b, *MNRAS*, 493, 3521, doi: [10.1093/mnras/staa538](https://doi.org/10.1093/mnras/staa538)
- Beniamini, P., Petropoulou, M., Barniol Duran, R., & Giannios, D. 2019, *MNRAS*, 483, 840, doi: [10.1093/mnras/sty3093](https://doi.org/10.1093/mnras/sty3093)
- Beniamini, P., & van der Horst, A. J. 2017, *MNRAS*, 472, 3161, doi: [10.1093/mnras/stx2203](https://doi.org/10.1093/mnras/stx2203)
- Bromberg, O., Nakar, E., Piran, T., & Sari, R. 2011, *ApJ*, 740, 100, doi: [10.1088/0004-637X/740/2/100](https://doi.org/10.1088/0004-637X/740/2/100)
- Bromberg, O., Tchekhovskoy, A., Gottlieb, O., Nakar, E., & Piran, T. 2018, *MNRAS*, 475, 2971, doi: [10.1093/mnras/stx3316](https://doi.org/10.1093/mnras/stx3316)
- Burns, E. 2019, arXiv e-prints, arXiv:1909.06085. <https://arxiv.org/abs/1909.06085>
- Connaughton, V., Burns, E., Goldstein, A., et al. 2016, *ApJL*, 826, L6, doi: [10.3847/2041-8205/826/1/L6](https://doi.org/10.3847/2041-8205/826/1/L6)
- . 2018, *ApJL*, 853, L9, doi: [10.3847/2041-8213/aaa4f2](https://doi.org/10.3847/2041-8213/aaa4f2)

- Coulter, D. A., Foley, R. J., Kilpatrick, C. D., et al. 2017, *Science*, 358, 1556, doi: [10.1126/science.aap9811](https://doi.org/10.1126/science.aap9811)
- Cowperthwaite, P. S., Berger, E., Villar, V. A., et al. 2017, *ApJL*, 848, L17, doi: [10.3847/2041-8213/aa8fc7](https://doi.org/10.3847/2041-8213/aa8fc7)
- Fan, Y., & Piran, T. 2006, *MNRAS*, 369, 197, doi: [10.1111/j.1365-2966.2006.10280.x](https://doi.org/10.1111/j.1365-2966.2006.10280.x)
- Fong, W., Blanchard, P. K., Alexander, K. D., et al. 2019, *ApJL*, 883, L1, doi: [10.3847/2041-8213/ab3d9e](https://doi.org/10.3847/2041-8213/ab3d9e)
- Foreman-Mackey, D., Hogg, D. W., Lang, D., & Goodman, J. 2013, *PASP*, 125, 306, doi: [10.1086/670067](https://doi.org/10.1086/670067)
- Ghirlanda, G., Salafia, O. S., Paragi, Z., et al. 2019, *Science*, 363, 968, doi: [10.1126/science.aau8815](https://doi.org/10.1126/science.aau8815)
- Gill, R., & Granot, J. 2018, *MNRAS*, 478, 4128, doi: [10.1093/mnras/sty1214](https://doi.org/10.1093/mnras/sty1214)
- Gill, R., Nathanail, A., & Rezzolla, L. 2019, *ApJ*, 876, 139, doi: [10.3847/1538-4357/ab16da](https://doi.org/10.3847/1538-4357/ab16da)
- Goldstein, A., Veres, P., Burns, E., et al. 2017, *ApJL*, 848, L14, doi: [10.3847/2041-8213/aa8f41](https://doi.org/10.3847/2041-8213/aa8f41)
- Gottlieb, O., Bromberg, O., Singh, C. B., & Nakar, E. 2020a, arXiv e-prints, arXiv:2007.11590. <https://arxiv.org/abs/2007.11590>
- Gottlieb, O., Nakar, E., & Bromberg, O. 2020b, arXiv e-prints, arXiv:2006.02466. <https://arxiv.org/abs/2006.02466>
- Gottlieb, O., Nakar, E., Piran, T., & Hotokezaka, K. 2018, *MNRAS*, 479, 588, doi: [10.1093/mnras/sty1462](https://doi.org/10.1093/mnras/sty1462)
- Granot, J., De Colle, F., & Ramirez-Ruiz, E. 2018, *MNRAS*, 481, 2711, doi: [10.1093/mnras/sty2454](https://doi.org/10.1093/mnras/sty2454)
- Granot, J., Guetta, D., & Gill, R. 2017, *ApJL*, 850, L24, doi: [10.3847/2041-8213/aa991d](https://doi.org/10.3847/2041-8213/aa991d)
- Greiner, J., Burgess, J. M., Savchenko, V., & Yu, H.-F. 2016, *ApJL*, 827, L38, doi: [10.3847/2041-8205/827/2/L38](https://doi.org/10.3847/2041-8205/827/2/L38)
- Hajela, A., Margutti, R., Alexander, K. D., et al. 2019, *ApJL*, 886, L17, doi: [10.3847/2041-8213/ab5226](https://doi.org/10.3847/2041-8213/ab5226)
- Hallinan, G., Corsi, A., Mooley, K. P., et al. 2017, *Science*, 358, 1579, doi: [10.1126/science.aap9855](https://doi.org/10.1126/science.aap9855)
- Hamidani, H., & Ioka, K. 2020, arXiv e-prints, arXiv:2007.10690. <https://arxiv.org/abs/2007.10690>
- Hamidani, H., Kiuchi, K., & Ioka, K. 2020, *MNRAS*, 491, 3192, doi: [10.1093/mnras/stz3231](https://doi.org/10.1093/mnras/stz3231)
- Hotokezaka, K., Nakar, E., Gottlieb, O., et al. 2019, *Nature Astronomy*, 3, 940, doi: [10.1038/s41550-019-0820-1](https://doi.org/10.1038/s41550-019-0820-1)
- Kasen, D., Metzger, B., Barnes, J., Quataert, E., & Ramirez-Ruiz, E. 2017, *Nature*, 551, 80, doi: [10.1038/nature24453](https://doi.org/10.1038/nature24453)
- Kumar, P., Hernández, R. A., Bošnjak, Ž., & Barniol Duran, R. 2012, *MNRAS*, 427, L40, doi: [10.1111/j.1745-3933.2012.01341.x](https://doi.org/10.1111/j.1745-3933.2012.01341.x)
- Lattimer, J. M., & Schramm, D. N. 1974, *ApJL*, 192, L145, doi: [10.1086/181612](https://doi.org/10.1086/181612)
- . 1976, *ApJ*, 210, 549, doi: [10.1086/154860](https://doi.org/10.1086/154860)
- Lazzati, D., Ciolfi, R., & Perna, R. 2020, *ApJ*, 898, 59, doi: [10.3847/1538-4357/ab9a44](https://doi.org/10.3847/1538-4357/ab9a44)
- Lazzati, D., & Perna, R. 2019, *ApJ*, 881, 89, doi: [10.3847/1538-4357/ab2e06](https://doi.org/10.3847/1538-4357/ab2e06)
- Li, L.-X., & Paczyński, B. 1998, *ApJL*, 507, L59, doi: [10.1086/311680](https://doi.org/10.1086/311680)
- Li, S.-Z., Liu, L.-D., Yu, Y.-W., & Zhang, B. 2018, *ApJL*, 861, L12, doi: [10.3847/2041-8213/aace61](https://doi.org/10.3847/2041-8213/aace61)
- Lin, D.-B., Liu, T., Lin, J., et al. 2018, *ApJ*, 856, 90, doi: [10.3847/1538-4357/aab3d7](https://doi.org/10.3847/1538-4357/aab3d7)
- Liu, K., Lin, D.-B., Wang, K., et al. 2020, *ApJL*, 893, L14, doi: [10.3847/2041-8213/ab838e](https://doi.org/10.3847/2041-8213/ab838e)
- Lu, W., Beniamini, P., & McDowell, A. 2020, arXiv e-prints, arXiv:2005.10313. <https://arxiv.org/abs/2005.10313>
- Lyutikov, M. 2020, *MNRAS*, 491, 483, doi: [10.1093/mnras/stz3044](https://doi.org/10.1093/mnras/stz3044)
- Makhathini, S., Mooley, K. P., Brightman, M., et al. 2020, arXiv e-prints, arXiv:2006.02382. <https://arxiv.org/abs/2006.02382>
- Matsumoto, T., Ioka, K., Kisaka, S., & Nakar, E. 2018, *ApJ*, 861, 55, doi: [10.3847/1538-4357/aac4a8](https://doi.org/10.3847/1538-4357/aac4a8)
- Metzger, B. D. 2017, *Living Reviews in Relativity*, 20, 3, doi: [10.1007/s41114-017-0006-z](https://doi.org/10.1007/s41114-017-0006-z)
- Metzger, B. D., Thompson, T. A., & Quataert, E. 2018, *ApJ*, 856, 101, doi: [10.3847/1538-4357/aab095](https://doi.org/10.3847/1538-4357/aab095)
- Mooley, K. P., Deller, A. T., Gottlieb, O., et al. 2018, *Nature*, 561, 355, doi: [10.1038/s41586-018-0486-3](https://doi.org/10.1038/s41586-018-0486-3)
- Murguia-Berthier, A., Ramirez-Ruiz, E., De Colle, F., et al. 2020, arXiv e-prints, arXiv:2007.12245. <https://arxiv.org/abs/2007.12245>
- Nakar, E. 2019, arXiv e-prints, arXiv:1912.05659. <https://arxiv.org/abs/1912.05659>
- Nakar, E., & Piran, T. 2020, arXiv e-prints, arXiv:2005.01754. <https://arxiv.org/abs/2005.01754>
- Pe'er, A. 2012, *ApJL*, 752, L8, doi: [10.1088/2041-8205/752/1/L8](https://doi.org/10.1088/2041-8205/752/1/L8)
- Perego, A., Radice, D., & Bernuzzi, S. 2017, *ApJL*, 850, L37, doi: [10.3847/2041-8213/aa9ab9](https://doi.org/10.3847/2041-8213/aa9ab9)
- Piro, L., Troja, E., Zhang, B., et al. 2019, *MNRAS*, 483, 1912, doi: [10.1093/mnras/sty3047](https://doi.org/10.1093/mnras/sty3047)
- Rees, M. J. 1966, *Nature*, 211, 468, doi: [10.1038/211468a0](https://doi.org/10.1038/211468a0)
- Ren, J., Lin, D.-B., Zhang, L.-L., et al. 2019, *ApJ*, 885, 60, doi: [10.3847/1538-4357/ab4188](https://doi.org/10.3847/1538-4357/ab4188)
- Ryan, G., Eerten, H. v., Piro, L., & Troja, E. 2020, *ApJ*, 896, 166, doi: [10.3847/1538-4357/ab93cf](https://doi.org/10.3847/1538-4357/ab93cf)
- Sari, R., & Piran, T. 1999, *ApJL*, 517, L109, doi: [10.1086/312039](https://doi.org/10.1086/312039)

- Sari, R., Piran, T., & Narayan, R. 1998, *ApJL*, 497, L17, doi: [10.1086/311269](https://doi.org/10.1086/311269)
- Symbalisty, E., & Schramm, D. N. 1982, *Astrophys. Lett.*, 22, 143
- Troja, E., van Eerten, H., Ryan, G., et al. 2019, *MNRAS*, 2169, doi: [10.1093/mnras/stz2248](https://doi.org/10.1093/mnras/stz2248)
- Villar, V. A., Guillochon, J., Berger, E., et al. 2017, *ApJL*, 851, L21, doi: [10.3847/2041-8213/aa9c84](https://doi.org/10.3847/2041-8213/aa9c84)
- Waxman, E., Ofek, E. O., Kushnir, D., & Gal-Yam, A. 2018, *MNRAS*, 481, 3423, doi: [10.1093/mnras/sty2441](https://doi.org/10.1093/mnras/sty2441)
- Yang, Y.-S., Zhong, S.-Q., Zhang, B.-B., et al. 2019, arXiv e-prints, arXiv:1912.00375. <https://arxiv.org/abs/1912.00375>
- Yu, Y.-W., Liu, L.-D., & Dai, Z.-G. 2018, *ApJ*, 861, 114, doi: [10.3847/1538-4357/aac6e5](https://doi.org/10.3847/1538-4357/aac6e5)
- Zhang, B. 2018, *The Physics of Gamma-Ray Bursts*, doi: [10.1017/9781139226530](https://doi.org/10.1017/9781139226530)
- . 2019, *Frontiers of Physics*, 14, 64402, doi: [10.1007/s11467-019-0913-4](https://doi.org/10.1007/s11467-019-0913-4)
- Zhang, B.-B., Zhang, B., Sun, H., et al. 2018, *Nature Communications*, 9, 447, doi: [10.1038/s41467-018-02847-3](https://doi.org/10.1038/s41467-018-02847-3)
- Zhang, D., & Dai, Z. G. 2009, *ApJ*, 703, 461, doi: [10.1088/0004-637X/703/1/461](https://doi.org/10.1088/0004-637X/703/1/461)
- . 2010, *ApJ*, 718, 841, doi: [10.1088/0004-637X/718/2/841](https://doi.org/10.1088/0004-637X/718/2/841)
- Zhu, J.-P., Yang, Y.-P., Liu, L.-D., et al. 2020, *ApJ*, 897, 20, doi: [10.3847/1538-4357/ab93bf](https://doi.org/10.3847/1538-4357/ab93bf)