

Diagnostic of Spectral Lines in Magnetized Solar Atmosphere: Formation of the $H\beta$ Line in Sunspots

Hongqi Zhang*

Key Laboratory of Solar Activity, National Astronomical Observatories of the Chinese Academy of Sciences, 100101, Beijing China

Received ; accepted

Formation of the $H\beta$ $\lambda 4861.34$ Å line is an important topic related to the diagnosis of the basic configuration of magnetic fields in the solar and stellar chromospheres. Specifically, broadening of the $H\beta$ $\lambda 4861.34$ Å line occurs due to the magnetic and micro-electric fields in the solar atmosphere. The formation of $H\beta$ in the model umbral atmosphere is presented based on the assumption of non-local thermodynamic equilibrium. It is found that the model umbral chromosphere is transparent to the Stokes parameters of the $H\beta$ line, which implies that the observed signals of magnetic fields at sunspot umbrae via the $H\beta$ line originate from the deep solar atmosphere, where $\lg \tau_c \approx -1$ (about 300 km in the photospheric layer for our calculations). This is in contrast to the observed Stokes signals from non-sunspot areas, which are thought to primarily form in the solar chromosphere.

Solar spectrum, Polarization - Stokes parameters, Magnetic fields

PACS number(s):

Citation: Hongqi Zhang, Formation of $H\beta$ Line in Solar Magnetic Atmospheres, *Sci. China-Phys. Mech. Astron.*, (), doi:

1 Introduction

With the discovery of the Zeeman effect by P. Zeeman (1897)[1], scientists can therefore extract information on magnetic fields in remote objects through spectropolarimetry. Hale (1908)[2] was the first to make use of this principle in astrophysics, which led him to find pronounced Zeeman splitting in sunspots. Quantitative measurements of solar magnetic fields were made possible. Since the 1980s, a modern solar vector magnetograph (Solar Magnetic Field Telescope) was developed in China (Ai and Hu, 1986)[3]. It was the inauguration of the systematic observations and the corresponding theoretical research of solar magnetic fields in China.

Chromosphere is a very important layer in the diagnostic of solar and stellar activities[4]. The $H\beta$ $\lambda 4861.34$ Å line has been used at Huairou Solar Observing Station (HSOS) of National Astronomical Observatories of the Chinese Academy

of Sciences for the measurements of the solar chromospheric magnetic fields (Zhang & Ai, 1987)[5]. Similar magnetograms were obtained at other observatories, such as Crimea and Kitt Peak [6-8]. These observations have proved useful to enhance our understanding of the different properties of solar active phenomena caused by magnetic fields [9].

Diagnostic on the formation layers of spectral lines in solar or stellar atmospheres is a basic topic, especially for the measurements of the magnetic fields with Stokes parameters of spectral lines. In the following, we present the analysis on the formation of the $H\beta$ $\lambda 4861.34$ Å line in the magnetic fields of solar atmosphere, especially in the sunspot umbral atmosphere.

2 Solar Model Atmospheres

The $H\beta$ line forms in a relatively wide solar atmosphere. This is related to the basic states on the statistical distribution of

energy level populations of hydrogen atoms in the solar atmosphere. To study the formation of the $H\beta$ line in the magnetized solar atmosphere, the non-local thermodynamic equilibrium (NLTE) population departure coefficients b_i are defined as:

$$b_l = N_l/N_l^{LTE}, \quad b_u = N_u/N_u^{LTE}, \quad (1)$$

where $N_{(l,u)}$ is the actual population and $N_{(l,u)}^{LTE}$ the Saha-Boltzmann values for the lower (l) and upper (u) levels. The treatment of NLTE is suitable for analyzing the formation of spectral lines in the upper solar atmosphere due to the weakening contribution of particle collisions, while the approximation of local thermodynamic equilibrium (LTE) is normally acceptable in the lower solar atmosphere due to the high density of the particle populations, where the departure coefficients are $b_i \approx 1$ in eq. (1).

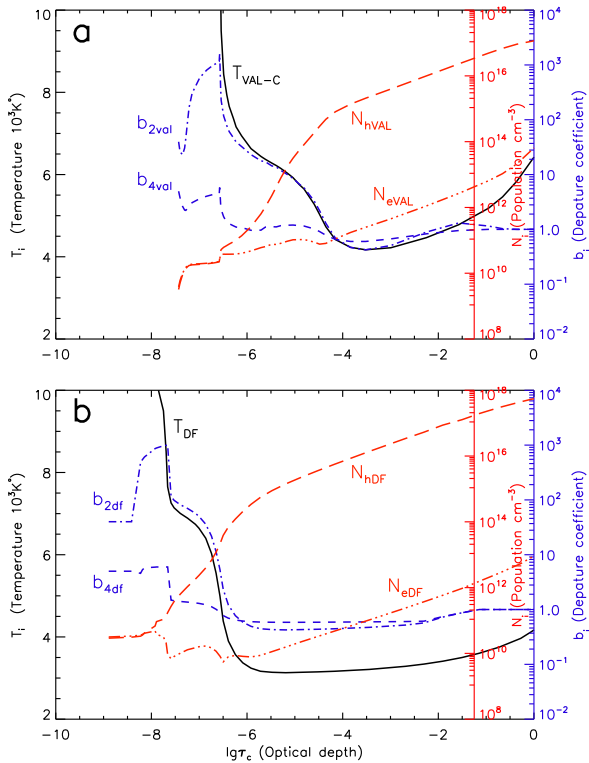


Figure 1 Distribution of T , N_h , N_e , and the departure coefficients (b_2 and b_4) of the hydrogen levels. The continuum optical depth is displayed in $\lg \tau_c$ scale in the atmospheric model of the quiet Sun (a) by Vernazza, Avrett & Loeser (VAL, 1981)[10] and the sunspot umbra model (b) by Ding & Fang (DF, 1991)[11].

Figure 1a shows the atmospheric model of the quiet Sun with the distributions of the departure coefficients b_2 and b_4 of the hydrogen atomic levels $n = 2$ and $n = 4$ at different continuum optical depths (Vernazza, Avrett & Loeser, 1981[10]). It is found that the departure coefficients b_i in the lower solar atmosphere are of the order unity, and they

increase drastically as hydrogen density N_h and electron density N_e decrease, and as the temperature increases at low optical depths. The departure coefficients tend to decrease at very thin depths.

A sunspot umbral model with the distributions of temperature T , hydrogen density N_h and electron density N_e in Figure 1b was provided by Ding & Fang (1991)[11].

Assuming that the same thermodynamic mechanism operates both in the quiet Sun and sunspot umbrae models, the departure coefficients b_i of the hydrogen atomic levels in the latter atmosphere model can be phenomenologically provided by using the tendencies of the departure coefficients b_i found for the quiet Sun as a proxy. Figure 1b shows the population departure coefficient $b_i \approx 1$ in the deep umbral model atmosphere, which increases with height in the interval $\lg \tau = [-6, -7.5]$ and decreases gradually with height in the range $\lg \tau = [-7.5, -9]$.

In thermodynamic equilibrium, atoms are distributed over their bound levels according to the Boltzmann excitation equation [12]. The continuum normally forms in the lower solar atmosphere, thus the Planck function $B(T, \nu)$ can be used as its source function

$$B^C(T, \nu) = \frac{2h\nu^3}{c^2} \frac{1}{\exp(h\nu/kT) - 1}, \quad (2)$$

and the source function of $H\beta$ line is

$$S^L(H\beta) = \frac{2h\nu^3}{c^2} \frac{1}{\frac{b_2}{b_4} \exp(h\nu/kT) - 1}, \quad (3)$$

where the values of b_2 and b_4 are shown in Figure 1. The self-consistency of these departure coefficients of the $H\beta$ line with the observations can be found in the following sections.

3 Hydrogen Lines, Magnetic Fields and Ionized Solar Atmosphere

To analyze the contribution of the magnetic and micro-electric fields to the broadening of hydrogen lines in the solar atmosphere, the Hamiltonian can be written in the following condensed form

$$\mathcal{H} = \mathcal{H}_0 + \mathcal{H}_Z + \mathcal{H}_S, \quad (4)$$

where \mathcal{H}_0 includes the Hamiltonian \mathcal{H}_{NR} , \mathcal{H}_{fine} and \mathcal{H}_{hyper} , and $\mathcal{H}_Z = \mu_0 \mathbf{B}_e \cdot (\mathbf{L} + 2\mathbf{S})$ and $\mathcal{H}_S = e_0 \mathbf{E}_e \cdot \mathbf{r}$. We have purposely chosen the Hamiltonian \mathcal{H}_Z and \mathcal{H}_S of the Zeeman and Stark effects to analyze the broadening of hydrogen lines (such as, the $H\beta$ line) in the solar atmosphere, as magnetic and micro-electric fields commonly contribute to these lines. The general results for the fine structure of hydrogen lines can be found in the monograph of Bethe & Salpeter (1957)[13].

Next, we will consider the hydrogen atoms and perturbing, charged particles in external magnetic and electric fields (eq. 4). The perturbation equation is

$$\mathcal{H}_0 + \mathcal{H}_Z + \mathcal{H}_S | \psi \rangle = (E_0 + E') | \psi \rangle, \quad (5)$$

where E_0 and E' are the energy's eigenvalue and perturbation, respectively. One can calculate the shifts $\Delta\lambda_j$ of the sub-components of the spectral line by means of eq. (5) when the magnetic and electric fields are considered.

Left-multiply eq. (5) by $\langle \psi |$, and use the identity for the perturbing Hamiltonian

$$\langle n, l, j, m_j | \mathcal{H}_Z + \mathcal{H}_S | n, l', j', m'_j \rangle \equiv K_{q,q'}, \quad (6)$$

the suffixes q and q' in K refer to various possible wave function states. Assume the perturbed wave function to be a linear combination of unperturbed wave functions:

$$| \psi \rangle = \sum_{q'=1}^{2n^2} c_{q'} | \psi_{q'} \rangle, \quad (7)$$

the eq. (6) then becomes

$$\sum_{q'=1}^{2n^2} (K_{q,q'} - E' \delta_{qq'}) c_{q'} = 0, \quad (8)$$

where $q = 1, 2, \dots, 2n^2$. Normally, the shifts of the energy levels depend on the distribution of the magnetic and electric field nearby the hydrogen atom.

Normally, the general solution of the eigenvalue problem for hydrogen lines relates to the direction of the magnetic field and microscopic electric field. By means of eq. (8), we can find the $2n^2$ possible splits of the upper and lower energy levels and the corresponding $2n^2$ probabilities of the wave functions in various directions and intensities of the electric field for each sub-level of the hydrogen line. Then, we can calculate the shifts $\Delta\lambda_j$ of the sub-components j of the spectral line (Zhang, 1987)[5]. The calculation of the Hermitian matrix of the perturbing Hamiltonian was presented also by Casini and Landi Degl'Innocenti (1993)[14].

As the microscopic electric field in the solar atmosphere is statistically isotropic, we assumed here that the polarized states of the sub-components of the H β line still rely on the magnetic field. Because the perturbed wave function is a linear combination of unperturbed wave functions, the polarized states of the sub-components of the line are also related to the magnetic quantum number m , e.g., $\Delta m = 0$ for the π component and $\Delta m = \pm 1$ for both σ components.

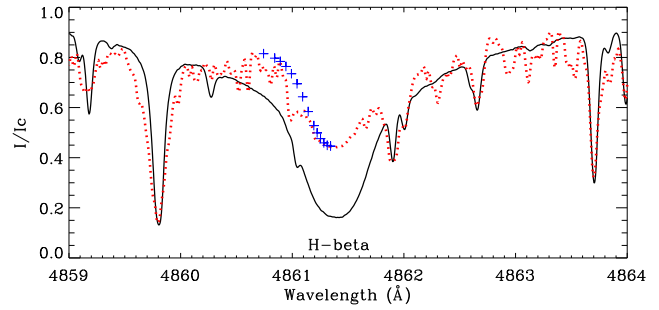


Figure 2 H β line profiles of the quiet Sun (solid line) and of the sunspot umbra (red dotted line) observed by the National Solar Observatory of USA (L. Wallace, K. Hinkle, and W. C. Livingston, <http://diglib.nso.edu/ftp.html>). The blue plus symbols mark the results of the numerical calculation.

The observed profiles of the H β $\lambda 4861.34$ Å line in the quiet Sun and sunspot umbra with the overlap of some photospheric lines in the wings are shown in Figure 2. In the following, we also neglect the asymmetry of the spectral line, which is normally believed to be caused by the gradient of the line of sight velocity field in the solar atmosphere[15].

4 Formation of the H β Line in Solar Magnetic Atmosphere

The numerical Stokes profiles (I , Q , U , V) of the H β line can be calculated by means of the Unno-Rachkovsky equations of polarized radiative transfer of spectral lines (Unno (1956) [16] and Rachkovsky (1962a, b) [17, 18])

$$\mu \frac{d}{d\tau_c} \begin{pmatrix} I \\ Q \\ U \\ V \end{pmatrix} = \begin{pmatrix} \eta_0 + \eta_I & \eta_Q & \eta_U & \eta_V \\ \eta_Q & \eta_0 + \eta_I & \rho_V & -\rho_U \\ \eta_U & -\rho_V & \eta_0 + \eta_I & \rho_Q \\ \eta_V & \rho_U & -\rho_Q & \eta_0 + \eta_I \end{pmatrix} \begin{pmatrix} I - S \\ Q \\ U \\ V \end{pmatrix} \quad (9)$$

where the symbols have their usual meanings as given by Landi Degl'Innocenti (1976) [19], $d\tau_c = -\kappa_c ds$, η_I , η_Q , η_U , η_V are the Stokes absorption coefficient parameters and ρ_Q , ρ_U and ρ_V are related to magneto-optical effects, S represents the source functions related to eq. (2) for the continuum and eq. (3) for the H β line.

By comparing with the formulae of the non-polarized hydrogen line proposed by Zelenka (1975)[20], the contributions of the statistically distributed microscopic electric field with the Zeeman effects in eqs. (6-8) rising from the magnetic field in the solar atmosphere are considered in the absorption matrix of eq. (9) for the H β line (see, [5, 21]).

It is assumed here that, when the degeneracy of an energy level disappears under the actions of magnetic and microscopic electric fields, each magnetic energy level keeps its original departure coefficient.

In Figure 3, it is noticed that the numerically calculated residual intensity at the core of the Stokes I profile is of the order 0.5 in the umbral model atmosphere, and the profile of Stokes I is roughly consistent with the observed umbral one in Figure 2, if the blended lines are ignored. (The calculated result is also marked by plus symbols in the blue wing of the line in Figure 2.) Note that it is weaker than that of the quiet Sun. There are no obvious differences in the Stokes I values between the umbral magnetic field strengths of 1000 and 3000 G. The amplitude of the Stokes V is of the order 10^{-2} , and those of Stokes Q and U are 10^{-4} . These values are similar to those of the quiet Sun (see Figure 11 of Zhang, 2019 [21]). This means measuring the transverse components of the magnetic fields of sunspots is still a technological challenge due to their very weak signals.

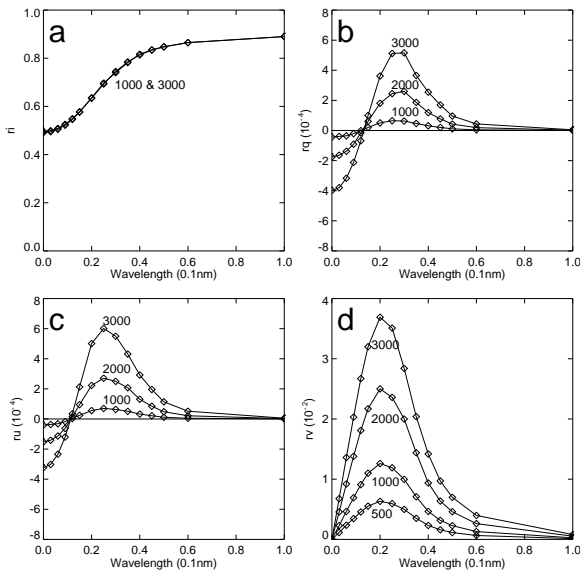


Figure 3 Profiles of Stokes parameters $r_I, r_Q, r_U,$ and r_V (i.e. $I/I_c, Q/I_c, U/I_c$ and V/I_c) of the $H\beta$ line calculated for the umbral atmospheric model by Ding & Fang (DF, 1991)[11]. The homogeneous magnetic field intensity of 500, 1000, 2000, 3000G for an inclination of $\psi=30^\circ$, an azimuth of $\varphi=22.5^\circ$ and $\mu = 1$. I_c is the continuum.

Moreover, the peak values of Stokes V are located at 0.2 \AA from the line center as calculated using the umbral model atmosphere in Figure 3, and at 0.3 \AA for the quiet Sun (see Figure 11 of Zhang, 2019 [21]). Similar tendencies for Stokes Q and U can be found as well. This reflects that the contribution of the Holtmark broadening in the umbral atmosphere, which depends on the density of the charged particles, is relative weaker than that in the quiet Sun. This result is consistent with the abundance of the electrons N_e in both models.

The key is to know where in the solar atmosphere a given spectral line is formed, which can be used to estimate the possible formation height of the observed magnetogram. This information is provided by the contribution function C_I , such

as defined by Jin (1981) [22] and Stenflo (1994) [23], for the Stokes vector $\mathbf{I} = (I, Q, U, V)$ [24]

$$\mathbf{I}(0) = \int_0^\infty C_I(\tau_c) d\tau_c = \int_{-\infty}^\infty C_I(x) dx, \quad (10)$$

where $C_I(x) = (\ln 10)\tau_c C_I(\tau_c)$ and $x = \lg \tau_c$, τ_c is the continuum optical depth at 5000 \AA . Equation (10) provides the contribution to the emergent Stokes parameters from the different layers of the solar atmosphere with the equivalent source functions S_I^* (Zhang, 1986)[25].

The contribution functions of the $H\beta$ line in the magnetic atmospheric model of the quiet Sun were presented by Zhang and Zhang (2000)[26] and Zhang (2019)[21]. The emergent Stokes parameters at the $H\beta$ line center in the quiet Sun almost form in the middle chromosphere ($1500-1600 \text{ km}$), and those in the blue wing, -0.45 \AA from the $H\beta$ line center, form in the photosphere (300 km)[5].

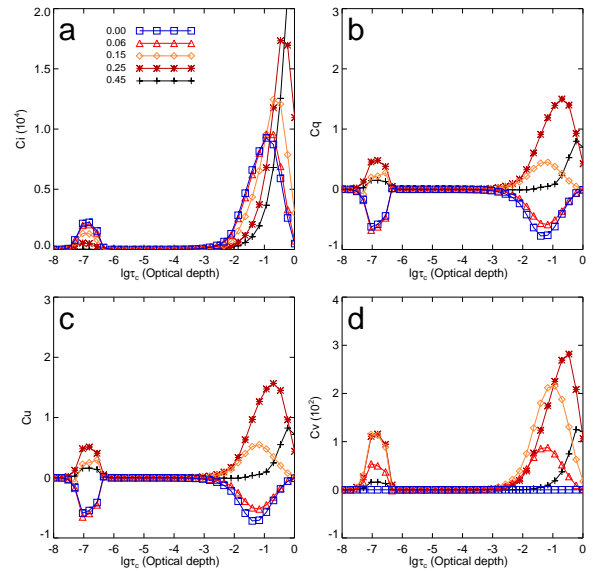


Figure 4 Contribution functions $C_I, C_Q, C_U,$ and C_V of Stokes parameters $I, Q, U,$ and V of the numerically calculated $H\beta, \lambda 4861.34 \text{ \AA}$ line for the umbral atmospheric model by Ding & Fang (DF, 1991)[11] at wavelengths of $\Delta\lambda=0.45$ (pluses), 0.25 (asterisks), 0.15 (diamonds), 0.06 (triangles) and 0.0 (squares) \AA from the $H\beta$ line center. $B=1000 \text{ G}, \psi=30^\circ, \varphi=22.5^\circ$ and $\mu = 1$. τ_c is continuum optical depth at 5000 \AA . The horizontal coordinates are in logarithmic scale.

Figure 4 shows the contributions of the Stokes parameter $I, Q, U,$ and V in the umbra model at $0.0, 0.06, 0.15, 0.25,$ and 0.45 \AA from the center of the $H\beta$ line. It is noticed that the contributions of the emergent Stokes parameters in the higher solar atmosphere (the continuum optical depth $\lg \tau_c \approx -7$) are much weaker than that in the lower atmosphere ($\lg \tau_c \approx -1$), even though there are some differences in the Stokes parameters at different wavelengths from the center of the $H\beta$ line. This result implies that the upper umbral atmosphere is transparent to the $H\beta$ line. The signals of the emergent Stokes

parameters of the $H\beta$ line in the umbrae formed mainly in the lower solar atmosphere, while those near the line center in the quiet Sun form in the chromosphere (see Figure 12 of Zhang, 2019 [21]). This result can also be found by comparing the residual intensities at the center of the $H\beta$ line for the quiet Sun and the umbra in Figure 2 due to different absorptions of the line.

A similar observational result of the sunspots in the white light has been named as the Wilson effect. Bray and Loughhead (1965)[27] contended that the true explanation of the Wilson effect lies in the higher transparency of the spot material compared to the photosphere. The morphological evidence can be found in Figure 13 of Zhang (2019)[21]. Similar patterns of a sunspot umbra occur both in the photospheric and the $H\beta$ filtergrams, even when the bright flare ribbons in $H\beta$ are attached to the umbrae in the $H\beta$ filtergram. The blended lines from the deep layer cause the reversed signals in the umbral areas of the $H\beta$ magnetograms as indicated by Zhang (2019)[21, 28].

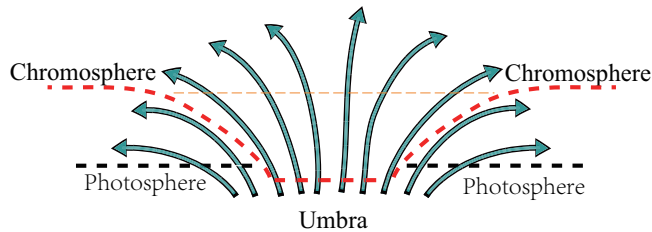


Figure 5 A schematic sketch of the estimated formation height of the measured Stokes parameters of the $H\beta$ line for sunspot regions. The red thick dashed line marks the major contribution heights of the Stokes parameters of the $H\beta$ line, while the orange thin dashed line shows the weak contribution of the line in the chromosphere.

A simple schematic sketch of the formation heights of the Stokes parameters observed by the $H\beta$ line is proposed in Figure 5. The red thick dashed line shows the rough detectable heights in the $H\beta$ magnetograms. In the umbrae, the observed Stokes parameters mainly form in deep layers in Figure 4, although weak contributions also arise from the chromosphere in Figure 5. This means that the $H\beta$ line in the sunspot umbrae forms at the continuum optical depth $\lg \tau_c \approx -1$ for our calculations, i.e., about 300 km in the photospheric layer.

5 Discussions and Summary

In this paper, the departure coefficients of the hydrogen atom in the model umbral atmosphere under the NLTE hypothesis were presented and compared with their distributions in the quiet Sun. The locations of the peak values of the Stokes V of the $H\beta$ line are close to the line center in the model umbral atmosphere as compared to those of the quiet Sun. This result is consistent with the weaker contribution of the micro-

electric field to broadening the $H\beta$ line in the solar umbral atmosphere than in the quiet Sun.

It is worth noting that, because the sunspot umbra exhibits lower temperature characteristics compared to the quiet Sun, the umbral chromosphere is generally transparent to the spectral lines that require higher temperature excitation, such as the $H\beta$ line. Moreover, the ratio of the emergent Stokes parameters of spectral lines from different depths of the solar atmosphere depends on the parameters of the magnetic and atmospheric models used in the radiative transfer equations. In order to verify it, accurate observations are still necessary and important.

6 Acknowledgements

The author would like to thank the referees for their comments and suggestions, which improved the paper. This study is supported by grants from the National Natural Science Foundation of China (NSFC 11673033, 11427803, 11427901) and by Huairou Solar Observing Station, Chinese Academy of Sciences.

- 1 Zeeman, P., 1897, On the influence of Magnetism on the Nature of the Light emitted by a Substance, *Phil. Mag.* **43**, 226
- 2 Hale, G. E., 1908, On the Probable Existence of a Magnetic Field in Sun-Spots, *Astrophys. J.* **28**, 315
- 3 Ai, G. X. & Hu, Y. F., 1986, Principles of a solar magnetic field telescope, *AcASn*, **27**, 173-180
- 4 Zirin, H., 1988, *Astrophysics of the Sun*, Cambridge University Press
- 5 Zhang, H. & Ai, G., 1987, Formation of the H-beta line in solar chromosphere magnetic field, *Chin. Astron. Astrophys.*, **11**, 42-48.
- 6 Severny, A. B. & Bumba, V., 1958, On the penetration of solar magnetic fields into the chromosphere, *Obs.*, **78**, 33-35.
- 7 Tsap, T., 1971, The Magnetic Fields at Different Levels in the Active Regions of the Solar Atmosphere (presented by N. V. Steshenko), in *Solar Magnetic field*, Ed by R. Howard, *IAU Symp.* **43**, 223-230.
- 8 Giovanelli, R. G., 1980, An exploratory two-dimensional study of the coarse structure of network magnetic fields, *Solar Physics*, **68**, 49-69.
- 9 Georgoulis, M. K., Nindos, A. & Zhang, H., 2019, The source and engine of coronal mass ejections, *Philosophical Transactions of the Royal Society A: Mathematical, Physical and Engineering Sciences*, vol. 377, issue 2148, p. 20180094
- 10 Vernazza, J.E., Avrett, E.H. & Loeser, R., 1981, Structure of the solar chromosphere. III - Models of the EUV brightness components of the quiet-sun, *Astrophys. J. Suppl. Ser.*, **45**, 635-725.
- 11 Ding, M. D., & Fang, C., 1991, A semi-empirical model of sunspot umbra, *ChA&A*, **15**, 28-36.
- 12 Mihalas, D., 1978, *Stellar atmospheres*, San Francisco: W.H. Freeman
- 13 Bethe, H.A. & Salpeter, E.E., 1957, *Quantum Mechanics of One- and Two-electron Atoms*, Springer-Verlag.
- 14 Casini, R. & Landi Degl'Innocenti, E., 1993, The polarized spectrum of hydrogen in the presence of electric and magnetic fields, *Astron. Astrophys.*, **276**, 289-302.
- 15 Almeida, S. & Lites, B. W., 1992, Observation and Interpretation of the Asymmetric Stokes Q, U, and V Line Profiles in Sunspots, *Astrophys. J.*, **398**, 359-374
- 16 Unno, W., 1956, Line Formation of a Normal Zeeman Triplet, *Publ. Astron. Soc. Jap.*, **8**, 108-125.

- 17 Rachkovsky, D.N., 1962a, A system of radiative transfer equations in the presence of a magnetic field, *Izv. Krymsk. Astrofiz. Obs.*, **26**, 63-73.
- 18 Rachkovsky, D.N., 1962b, Magnetic rotation effects in spectral lines, *Izv. Krymsk. Astrofiz. Obs.*, **28**, 259-270.
- 19 Landi Degl'Innocenti, E., 1976, MALIP - a programme to calculate the Stokes parameters profiles of magnetoactive Fraunhofer lines, *A. Ap. Suppl.* **25**, 379-390.
- 20 Zelenka, A., 1975, The asymmetry of the H-alpha absorption coefficient, *Solar Physics*, **40**, 39-52.
- 21 Zhang, H., 2019, From polarimetry to helicity: Studies of solar magnetic fields at the Huairou Solar Observing Station, *Sci. China-Phys. Mech. Astron.*, **62**, Issue 9, article id. 999601
- 22 Jin, J.H., 1981, The depth of formation of spectral lines in a magnetic field, *ChA&A*, **5**, 49-53.
- 23 Stenflo, J. O., 1994, *Solar Magnetic Field, Polarized Radiation Diagnostics*, Kluwer Academic Publishers, Dordrecht.
- 24 Landi Degl'Innocenti, E. & Landolfi, M., 2004, *Polarization in Spectral Lines*, Kluwer Academic Publishers.
- 25 Zhang, H., 1986, FeI λ 5324.19Å line formation depth in the solar magnetic field, *Acta Astrophysica Sinica*, **6**, 295-302.
- 26 Zhang, H. & Zhang, M., 2000, Similarities between chromospheric and photospheric quiet-Sun magnetograms, *Solar Physics*, **196**, 269-277, DOI: 10.1023/A:1005255110220
- 27 Bray, R.J. & Loughhead, R.E., 1965, *Sunspots*, John Wiley & Sons.
- 28 Zhang, H., 1993, Solar chromospheric magnetic fields in active regions inferred by monochromatic images of the Stokes' parameter V of the H-beta line, *Solar Physics*, **146**, 75-92.