

Connections between Non-Rotating, Slowly Rotating, and Rapidly Rotating Turbulent Convection Transport Scalings

Jonathan M. Aurnou*

University of California at Los Angeles, Los Angeles, California 90095-1567 USA

Susanne Horn

Coventry University, Coventry CV1 5FB, United Kingdom

Keith Julien

University of Colorado at Boulder, Boulder, Colorado 80309, USA

(Dated: September 9, 2020)

In this study, we investigate and develop scaling laws as a function of external non-dimensional control parameters for heat and momentum transport for non-rotating, slowly rotating and rapidly rotating turbulent convection systems, with the end goal of forging connections and bridging the various gaps between these regimes. Two perspectives are considered, one where turbulent convection is viewed from the standpoint of an applied temperature drop across the domain and the other with a viewpoint in terms of an applied heat flux. While a straightforward transformation exist between the two perspectives indicating equivalence, it is found the former provides a clear set of connections that bridge between the three regimes. Our generic convection scalings, based upon an Inertial-Archimedean balance, produce the classic diffusion-free scalings for the non-rotating limit (NRL) and the slowly rotating limit (SRL). This is characterized by a free-falling fluid parcel on the global scale possessing a thermal anomaly on par with the temperature drop across the domain. In the rapidly rotating limit (RRL), the generic convection scalings are based on a Coriolis-Inertial-Archimedean (CIA) balance, along with a local fluctuating-mean advective temperature balance. This produces a scenario in which anisotropic fluid parcels attain a thermal wind velocity and where the thermal anomalies are greatly attenuated compared to the total temperature drop.

We find that turbulent scalings may be deduced simply by consideration of the generic non-dimensional transport parameters — local Reynolds $Re_\ell = U\ell/\nu$; local Péclet $Pe_\ell = U\ell/\kappa$; and Nusselt number $Nu = U\vartheta/(\kappa\Delta T/H)$ — through the selection of physically relevant estimates for length ℓ , velocity U and temperature scales ϑ in each regime. Emergent from the scaling analyses is a unified continuum based on a single external control parameter, the convective Rossby number $Ro_C = \sqrt{g\alpha\Delta T/4\Omega^2 H}$, that strikingly appears in each regime by consideration of the local, convection-scale Rossby number $Ro_\ell = U/(2\Omega\ell)$. Thus we show that Ro_C scales with the local Rossby number Ro_ℓ in both the slowly rotating and the rapidly rotating regimes, explaining the ubiquity of Ro_C in rotating convection studies. We show in non-, slowly, and rapidly rotating systems that the convective heat transport, parameterized via Pe_ℓ , scales with the total heat transport parameterized via the Nusselt number Nu . Within the rapidly-rotating limit, momentum transport arguments generate a scaling for the system-scale Rossby number, Ro_H , that, recast in terms of the total heat flux through the system, is shown to be synonymous with the classical flux-based ‘CIA’ scaling, Ro_{CIA} . These, in turn, are then shown to asymptote to $Ro_H \sim Ro_{CIA} \sim Ro_C^2$, demonstrating that these momentum transport scalings are identical in the limit of rapidly rotating turbulent heat transfer.

Popular Summary

Buoyancy-driven convection is likely the dominant driver of turbulent motions in the universe, and thus, is widely studied by physicists, engineers, geophysicists and astrophysicists. Maybe unsurprisingly, these different communities discuss the gross convective behaviors in different ways, often without significant cross-talk existing between them. Here, we seek to draw connections between these communities. We do so by carrying out a set of basic scale estimations for how heat and fluid momentum transport should behave in non-rotating, slowly

rotating and rapidly rotating buoyancy-driven convective environments. We find that slowly and rapidly rotating scalings can be inter-related via one parameter, the so-called convective Rossby number Ro_C , a dissipation-free parameter measuring the importance of buoyancy driving relative to rotation. Further, we map between non-flux-based and the flux-based, buoyancy-driven scalings used by different groups. In doing so, these scalings show that there are clean connections between the different communities’ approaches and that a number of the seemingly different scalings are actually synonymous with one another.

* aurnou@g.ucla.edu

I. INTRODUCTION

Accurate parameterizations are ubiquitously sought for the turbulent transport properties of fluid dynamical systems. In buoyancy-driven convection systems, the heat and momentum transport properties are the main foci of such investigations [1, 44, 73, 84]. These transport estimates are essential for understanding the possible behaviors of a given system, and for extrapolating these behaviors to extreme industrial, geophysical and astrophysical settings that are difficult to simulate directly [e.g., 14, 27, 32, 41, 50, 54, 88, 99, 105].

In the Rayleigh-Bénard convection systems considered here, warmer fluid is maintained at the base of the fluid layer and colder fluid is maintained at the top of the layer, defined with respect to the gravity vector \mathbf{g} that is parallel to the background temperature gradient. In addition, our system is rotating at angular velocity $\boldsymbol{\Omega}$ that is oriented in the axial $\hat{\mathbf{e}}_z$ -direction. This system is gravitationally unstable, and drives buoyant convective flows across the fluid layer that advect both heat and momentum. We describe this system generally throughout this paper, but it can be thought of as an extended plane layer [64], a finite cylinder [18], or a spherical shell of fluid [80].

A scaling analysis is presented using generic scales for the characteristic fluid properties occurring in the non-rotating, slowly rotating and rapidly rotating turbulent limits. This analysis generates a large-scale, free-fall flow regime in the non-rotating and slowly rotating limits, and a small-scale, thermal wind flow in the rapidly rotating limit. The generic nature of our scaling analysis allows us to provide connections between the different regimes. For instance, we show that the convective Rossby number, Ro_C , arises ubiquitously in scaling estimates for turbulent rotating convection, both in the rapidly rotating and slowly rotating end-member limits. Further, Ro_C is shown to be equivalent to Ro_ℓ , which describes the Rossby number for the rotating flow dynamics on the local convective scale. The rotating flow scalings developed show how numerous heat and momentum transport laws can all be inter-related via integer powers of Ro_C (or, synonymously, Ro_ℓ), thus providing novel ties between the different scaling regimes.

II. GOVERNING EQUATIONS AND PARAMETERS

The governing equations of rotating thermal convection in a Boussinesq fluid are

$$\partial_t \mathbf{u} + \mathbf{u} \cdot \nabla \mathbf{u} + 2\boldsymbol{\Omega} \times \mathbf{u} = -\nabla p + \mathbf{g}\alpha\theta + \nu \nabla^2 \mathbf{u}, \quad (1a)$$

$$\partial_t \theta + (\mathbf{u} \cdot \nabla \theta)' = (\hat{\mathbf{e}}_g \cdot \mathbf{u}) \partial_g \bar{T} + \kappa \nabla^2 \theta, \quad (1b)$$

$$\partial_t \bar{T} + \nabla \cdot (\overline{\mathbf{u}\theta}) = \kappa \nabla^2 \bar{T}, \quad (1c)$$

$$\nabla \cdot \mathbf{u} = 0 \quad (1d)$$

[e.g., 11, 96]. Other effects are not considered here, such as those due to magnetic fields [71], centrifugal buoyancy [55], and non-Oberbeck-Boussinesq-ness [57]. In the Navier-Stokes equation (1a), the velocity vector is \mathbf{u} ; the angular rotation velocity along the axial coordinate z is $\boldsymbol{\Omega}$; p is the modified pressure; α is the thermal expansivity; \mathbf{g} is the gravity vector; and ν is the fluid's kinematic viscosity.

Temperature is $T = \bar{T} + \theta$ where the overbar denotes averaging over surfaces perpendicular to \mathbf{g} . Thus, \bar{T} is the 'laterally averaged' temperature and θ is the temperature fluctuation. Equation (1b) is the fluctuating temperature evolution equation and (1c) describes the evolution of the laterally averaged temperature field. In the fluctuating temperature equation (1b), we use the abbreviated notation $(\mathbf{u} \cdot \nabla \theta)' = \mathbf{u} \cdot \nabla \theta - \nabla \cdot (\overline{\mathbf{u}\theta})$. Convective motions in this system are driven by an unstable, system scale temperature gradient $\partial_g \bar{T} = \mathcal{O}(\Delta T/H)$ measured in the direction of gravity $\hat{\mathbf{e}}_g$, where ΔT is the temperature drop across the fluid layer of system depth H . Here ΔT is sustained either via fixed temperature boundaries or via an applied heat flux Q [cf. 13]. Depending on the set-up, $\hat{\mathbf{e}}_g$ can be oriented in the axial direction $\hat{\mathbf{e}}_z$ [e.g., 20], the cylindrically radial direction $\hat{\mathbf{e}}_s$ [e.g., 39], or the spherically radial direction $\hat{\mathbf{e}}_r$ [e.g., 80].

Here we take the characteristic convective velocity to be U , the characteristic length scale to be ℓ , and the characteristic temperature anomaly to be ϑ . The slowly rotating limit (SRL) is defined such that the inertial forces greatly exceed the Coriolis force:

$$\mathbf{u} \cdot \nabla \mathbf{u} \gg 2\boldsymbol{\Omega} \times \mathbf{u} \quad \longrightarrow \quad \frac{U^2}{\ell} \gg 2\Omega U. \quad (2)$$

The ratio of these terms, the so-called local Rossby number defined with the characteristic scales of the convection, is

$$Ro_\ell \equiv \frac{U}{2\Omega \ell} \gg 1. \quad (3)$$

In the rapidly rotating limit (RRL) of Rayleigh-Bénard convection, the Coriolis forces dominate over the inertial forces,

$$\mathbf{u} \cdot \nabla \mathbf{u} \ll 2\boldsymbol{\Omega} \times \mathbf{u} \quad \longrightarrow \quad \frac{U^2}{\ell} \ll 2\Omega U \quad (4)$$

Thus,

$$Ro_\ell \equiv \frac{U}{2\Omega \ell} \ll 1. \quad (5)$$

We note then that the local Rossby number estimates the strength of inertial advection using the estimated convective velocity and length scales considered, normalized by the Coriolis acceleration.

We are interested in ascertaining turbulent scaling laws for the heat transported across the system scale H and for the local momentum and heat transport carried by the fluid motions occurring on the convective scale ℓ . The

system-scale heat transport is measured by the Nusselt number

$$Nu = \frac{QH}{\rho c_P \kappa \Delta T} \sim \frac{U \vartheta H}{\kappa \Delta T}, \quad (6)$$

where ρ is the fluid's density and c_P its specific heat capacity. Here $Q \sim \rho c_P U \vartheta$ is the total (superadiabatic) heat flux per unit area, which we assume is dominated by the turbulent convective transport component (i.e., $Nu \gg 1$). The momentum and heat transported on the characteristic convective scale is estimated via the local Reynolds and Péclet numbers

$$Re_\ell = \frac{U \ell}{\nu}, \quad Pe_\ell = \frac{U \ell}{\kappa}. \quad (7)$$

The Nu , Re_ℓ and Pe_ℓ transport scalings will be formulated in terms of equations (1)'s non-dimensional control parameters, which are the Prandtl, Rayleigh and Ekman numbers [e.g., 84]. The Prandtl number describes the fluid's thermophysical properties,

$$Pr = \frac{\nu}{\kappa}, \quad (8)$$

where κ and ν are the thermal diffusivity and kinematic viscosity, respectively. The Ekman number, E gives the estimated ratio of system-scale viscous and Coriolis forces:

$$E = \frac{\nu}{2\Omega H^2}. \quad (9)$$

The Rayleigh number estimates the strength of the buoyancy forcing

$$Ra = \frac{g\alpha\Delta TH^3}{\nu\kappa}. \quad (10)$$

The non-dimensional buoyancy forcing will also be presented in three alternative forms. The first of these is in terms of the flux Rayleigh number, based on the heat flux through the system,

$$Ra_F = Ra Nu = \frac{g\alpha Q H^4}{\rho c_P \nu \kappa^2}. \quad (11)$$

Following Christensen [22] and Christensen and Aubert [24], the second form is given in terms of the rotating, diffusivity-free, so-called 'modified flux Rayleigh number,'

$$Ra_F^* = \frac{Ra_F E^3}{Pr^2} = \frac{g\alpha Q}{8\rho c_P \Omega^3 H^2}. \quad (12)$$

(Although this convention is not used here, the oceanic and atmospheric communities write these flux-based parameters in terms of the buoyancy flux $\mathcal{B} = g\alpha Q/(\rho c_P)$ and the Coriolis parameter $f = 2\Omega$ [e.g., 81]. Then $Ra_F = \mathcal{B}H^4/\nu\kappa^2$ and $Ra_F^* = \mathcal{B}/f^3H^2$.) The third form is the convective supercriticality,

$$\widetilde{Ra} = Ra/Ra_{crit}, \quad (13)$$

where Ra_{crit} is the critical Rayleigh number above which buoyancy-driven fluid motions first onset in a given convection system [15, 65, 106]. Thermal convection is active whenever $\widetilde{Ra} \geq 1$. No convection occurs for $\widetilde{Ra} < 1$, unless a subcritical branch also exists giving rise to a hysteretic bistable state. This has been found in low Pr , rapidly rotating convection studies in spheres, such as in Guervilly and Cardin [48], Kaplan et al. [69]. The critical Rayleigh number is approximately 10^3 in non-rotating systems [e.g., 93]. More specifically, $Ra_{crit} = 1708$ for no-slip mechanical boundary conditions in a non-rotating, horizontally-infinite layer of fluid. In contrast, in a rotating plane layer of $Pr \gtrsim 0.67$ fluid, the critical Rayleigh number is a strong function of the rotation rate and fluid viscosity:

$$Ra_{crit} \simeq 8.7 E^{-4/3}, \quad (14)$$

and convection onsets in the form of stationary modes. In lower Prandtl number fluids such that $Pr \lesssim 0.67$, convection first develops via oscillatory modes [5, 15, 56] and the critical Rayleigh number in a plane layer is $Ra_{crit} \simeq 17.4 (E/Pr)^{-4/3}$ [16, 63]. Thus, in plane layer geometries, Ra_{crit} depends on the rotation rate and the fluid's thermal diffusivity in low Pr fluids. In rotating spherical geometries, the onset is always to Pr -dependent oscillatory convection [60]. Although Pr can affect Ra_{crit} in rotating fluids [e.g., 25], it does not affect the outcome of our analyses since all the diffusion coefficients drop out of the final expressions. For simplicity, then, we will choose to consider only the moderate Pr relationship $Ra_{crit} \sim E^{-4/3}$ from here onwards.

Lastly, we present the convective Rossby number, Ro_C , which arises ubiquitously in studies of rotating convection. This non-dimensional parameter estimates the ratio of buoyancy and Coriolis forces and is commonly defined as

$$Ro_C \equiv \sqrt{\frac{g\alpha\Delta T}{4\Omega^2 H}} = \sqrt{\frac{Ra E^2}{Pr}}. \quad (15)$$

The convective Rossby number is taken to be the essential control parameter in many studies of rotating convection [e.g., 40, 54, 67, 74, 98, 104, 107], and is also claimed to control numerous transitions in rotating convection behavior [e.g., 6, 35, 37, 58, 70, 78, 92]. Further, in many rotating convection and dynamo studies, the buoyancy forcing is parameterized in terms of the square of the convective Rossby number, although it is referred to there as the 'modified Rayleigh number', $Ra^* = Ro_C^2$ [e.g., 22].

Parameter Surveys

Within the fluid physics community, rotating convection studies often take the non-rotating limit (NRL) as their philosophical starting point. This assumes an inertial velocity scale and then the inertial turbulence is

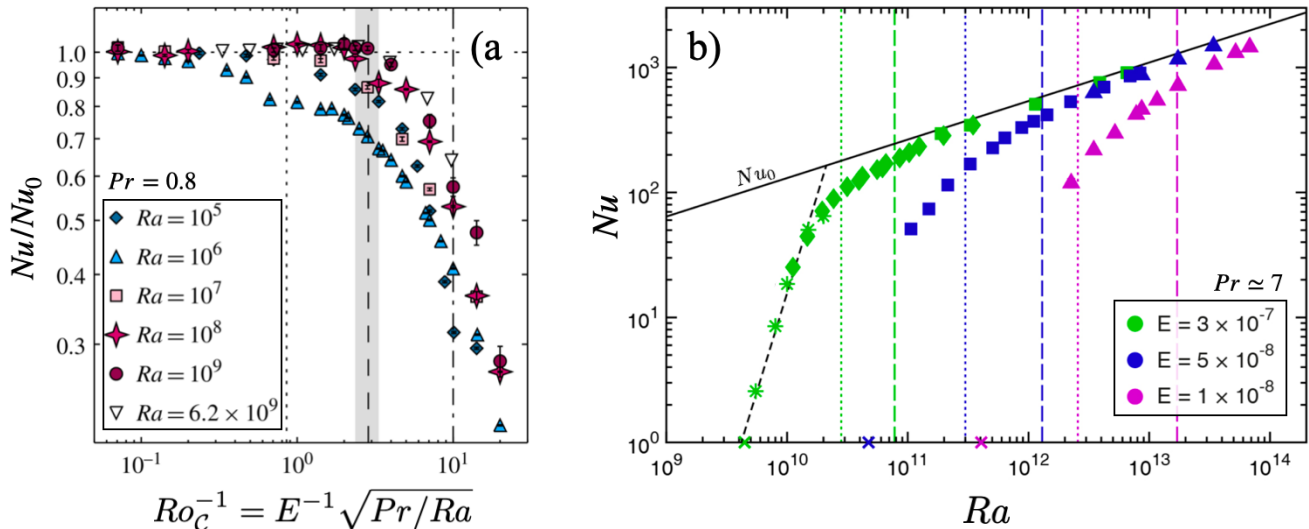


FIG. 1. Rotating convection heat transport surveys carried out in the slow rotating and rapidly rotating frameworks. a) Slowly rotating approach: Fixed Ra data shingles from the numerical study of Horn and Shishkina [58]. For each data shingle, the vertical temperature difference $\Delta T (\propto Ra)$ is fixed and the angular rotation rate $\Omega (\propto E^{-1})$ is varied. b) Rapidly rotating approach: Fixed E data shingles from the laboratory-numerical study of Cheng et al. [19]. Here Ω is fixed and ΔT is varied along each data shingle. The colored x-symbols mark each E -shingle’s Ra_{crit} value. The corresponding non-rotating heat transfer efficiency is denoted by Nu_0 .

perturbed with increasing rotational effects. Within this buoyancy-dominated framework, surveys are carried out at various fixed values of the buoyancy forcing, e.g., fixed $Ra \propto \Delta T$, while the angular rotation rate of the system Ω is systematically increased [e.g., 104, 107, 108]. An example of this approach is shown in Figure 1a, which is adapted from the numerical investigation of Horn and Shishkina [58]. Six different cuts through parameter space are shown, with each data “shingle” made at a fixed Ra value as shown in the legend box [e.g., 17]. The control parameter displayed along the abscissa is $1/Ro_C$, which in this case varies only as a function of the non-dimensional rotation rate of the system $E^{-1} \propto \Omega$. The ordinate shows the Nusselt number, Nu , normalized by its NRL value at each Ra -value, $Nu_0(Ra)$.

In the geophysical and astrophysical fluid dynamics communities, it is typically argued that convection occurs within the rapidly rotating limit (RRL) [e.g., 10]. With this guiding principle in mind, the Ekman number is typically fixed at some low value whilst Ra is varied along each data shingle. Figure 1b, which is adapted from the laboratory-based study of Cheng et al. [19], shows this approach well. Three different fixed Ekman number shingles are shown. Rayleigh number values are shown on the x -axis and the y -axis denotes the Nusselt number values. (The solid black line denotes the NRL scaling $Nu_0(Ra)$.) Small x’s on the abscissa denote $Ra_{crit} = 8.7E^{-4/3}$, the critical Ra value at which stationary planar rapidly rotating convection onsets at a given E value. Such a survey

uses $\widetilde{Ra} = Ra/Ra_{crit} = 1$ as its philosophical starting point, and then perturbs the system with ever increasing values of \widetilde{Ra} . In these studies, Ro_C is not used as a control parameter, but is often checked *a posteriori* to see if it can collapse the data [e.g., 19, 20, 31, 35, 52].

The two panels of Figure 1 are qualitative mirror images of one another. Starting from different ends of the inertially- versus rotationally-dominated ranges, they show nearly identical data but harvested along different slices through the same parameter spaces. Figure 1a assumes a high Ra , slowly rotating limit (SRL) dominated by buoyancy effects, whereas Figure 1b assumes a low E , rapidly rotating limit (RRL) dominated by Coriolis forces.

The goal of this study is to develop transport scalings that we bridge the gaps between the NRL, SRL and RRL convective world views. A particularly important finding is the relative importance of the free-fall terminal velocity in the non-rotating and slowly rotating limits and of the thermal wind terminal velocity in the rapidly rotating limit, and how these velocities are related to one another via Ro_C .

III. THE NON-ROTATING AND SLOW ROTATING LIMITS

In the limits of asymptotically high Ra , high Re , turbulent convection, we presume that perfect power law

scaling behaviors exist to describe the heat and momentum transport in terms of the other relevant system parameters, $Nu(Ra, Pr)$ and $Re(Ra, Pr)$ [cf. 21, 45, 98, 100]. The demonstration of such asymptotic scalings is still an active and frothy topic of scientific debate [e.g., 29, 42, 53, 75, 77, 109]. We assume, further, that similar transport scalings exist in the non-rotating and slowly rotating regimes. Despite, small differences due to symmetry breaking in slowly rotating systems [e.g., 9, 107], their gross transport behaviors can be taken to be comparable (e.g., Figure 2).

For both non-rotating and slowly rotating convection, we take the characteristic convection length scale to be the global scale of the system in all directions, $\ell \sim H$, based on the superstructures that form at high Ra with vertical scales of order H and lateral scales that are typically less than $10H$ [e.g., 2, 83, 90, 102, 103], which appear to be maintained even in extreme astrophysical and geophysical systems [e.g., 87]. In the turbulent limit, the free-fall inertial balance is achieved

$$\mathbf{u} \cdot \nabla \mathbf{u} \sim g\alpha\vartheta \quad \longrightarrow \quad \frac{U^2}{H} \sim g\alpha\vartheta. \quad (16)$$

Analytic estimations for the characteristic magnitude of ϑ in the turbulent regime are non-trivial [e.g., 1, 100]. Here, following the work of Grossmann and Lohse [e.g., 47], we scale $\vartheta \sim \Delta T$. In the NRL and SRL, it then follows that

$$\ell \sim H, \quad \vartheta \sim \Delta T \quad \text{and} \quad U \sim \sqrt{g\alpha\Delta TH} \equiv U_{\text{ff}}. \quad (17)$$

The dominant flows in these regimes are large scale; these flows are driven by thermal fluctuations that are roughly comparable to the temperature drop across the system (likely akin to the characteristic boundary layer temperature variations); and the convective flows will approach U_{ff} , the diffusivity-free, inertial free-fall velocity [e.g., 21, 94, 95]. Further, the characteristic advective time scales are isotropic and are given by

$$\tau_U = \frac{\ell}{U} \sim \frac{H}{U_{\text{ff}}} = \sqrt{H/(g\alpha\Delta T)} \equiv \tau_{\text{ff}}, \quad (18)$$

where τ_{ff} is the inertial free-fall time across the system. We note, following Spiegel [94], that our assumption that transport processes are dominated by the large scale flows likely best applies in low Pr fluids [e.g., 102]. We will not probe this assumption more deeply here, but direct readers to more focussed treatments of non-rotating RBC [e.g., 1, 28, 46, 100].

Using the SRL scales (17), the local Rossby number can be recast as

$$Ro_\ell = \frac{U}{2\Omega\ell} \sim \frac{U_{\text{ff}}}{2\Omega H} = \sqrt{\frac{g\alpha\Delta T}{4\Omega^2 H}} \equiv Ro_C, \quad (19)$$

which demonstrates that the local Rossby number is equivalent to the convective Rossby number, Ro_C , in the slowly rotating limit ($Ro_\ell \gg 1$). Further, from (19), we

arrive at the standard, time-scale based description of the convective Rossby number, $Ro_C = \tau_\Omega/\tau_{\text{ff}}$, as the ratio of the rotational time, $\tau_\Omega = 1/(2\Omega)$, and the free-fall time across the system-scale.

The scales in (17) lead to the following NRL and SRL transport estimates

$$Re_\ell = \frac{U\ell}{\nu} \sim \frac{U_{\text{ff}}H}{\nu} = \frac{\sqrt{g\alpha\Delta TH^3}}{\nu} = \left(\frac{Ra}{Pr}\right)^{1/2} \equiv Re_{\text{ff}}, \quad (20a)$$

$$Pe_\ell = \frac{U\ell}{\kappa} \sim \frac{U_{\text{ff}}H}{\kappa} = \frac{\sqrt{g\alpha\Delta TH^3}}{\kappa} = (Ra Pr)^{1/2} \equiv Pe_{\text{ff}}, \quad (20b)$$

$$Nu \sim \frac{U\vartheta H}{\kappa\Delta T} \sim \frac{U_{\text{ff}}H}{\kappa} = (Ra Pr)^{1/2} \equiv Pe_{\text{ff}}. \quad (20c)$$

Here, Re_{ff} and Pe_{ff} are the classic diffusivity-free, free-fall transport parameters.

Dimensional analysis can be used, independently, to solve for the coefficients ζ and χ that yield diffusivity-free expressions for the characteristic transport parameters [e.g., 84], yielding

$$Re_H \sim \widetilde{Ra}^\zeta Pr^\chi = (Ra/Pr)^{1/2} \equiv Re_{\text{ff}} \quad (\zeta = -\chi = 1/2), \quad (21a)$$

$$Pe_H \sim \widetilde{Ra}^\zeta Pr^\chi = (Ra Pr)^{1/2} \equiv Pe_{\text{ff}} \quad (\zeta = \chi = 1/2), \quad (21b)$$

$$Nu \sim \widetilde{Ra}^\zeta Pr^\chi = (Ra Pr)^{1/2} \equiv Pe_{\text{ff}} \quad (\zeta = \chi = 1/2), \quad (21c)$$

where $\widetilde{Ra} \mapsto Ra$ in the dimensional analysis, since Ra_{crit} is effectively constant in the non-rotating and slowly rotating limits. Since it is being assumed that the convection is highly supercritical and turbulence dominated, we take $(Nu - 1) \approx Nu$, $(Re - 1) \approx Re$, and $(\widetilde{Ra} - 1) \approx \widetilde{Ra}$ in all our dimensional analyses [cf. 30].

The dimensional analytical transport estimates in (21) are consistent with the dynamical scaling estimates given in (20), and also agree with the classic dimensional analysis predictions for non-rotating convection in the limit of zero diffusive effects [95]. The agreement between the independent scalings (20) and (21) shows that $Re_\ell \sim Re_H$ and $Pe_\ell \sim Pe_H$, consistent with our assumption that $\ell \sim H$ in NRL and SRL. Lastly, multiplying by E , the momentum transport scalings (20a) and (21a) require that

$$Ro_\ell \sim Ro_H \sim Ro_C \quad (22)$$

in the slowly rotating regime, consistent with (19).

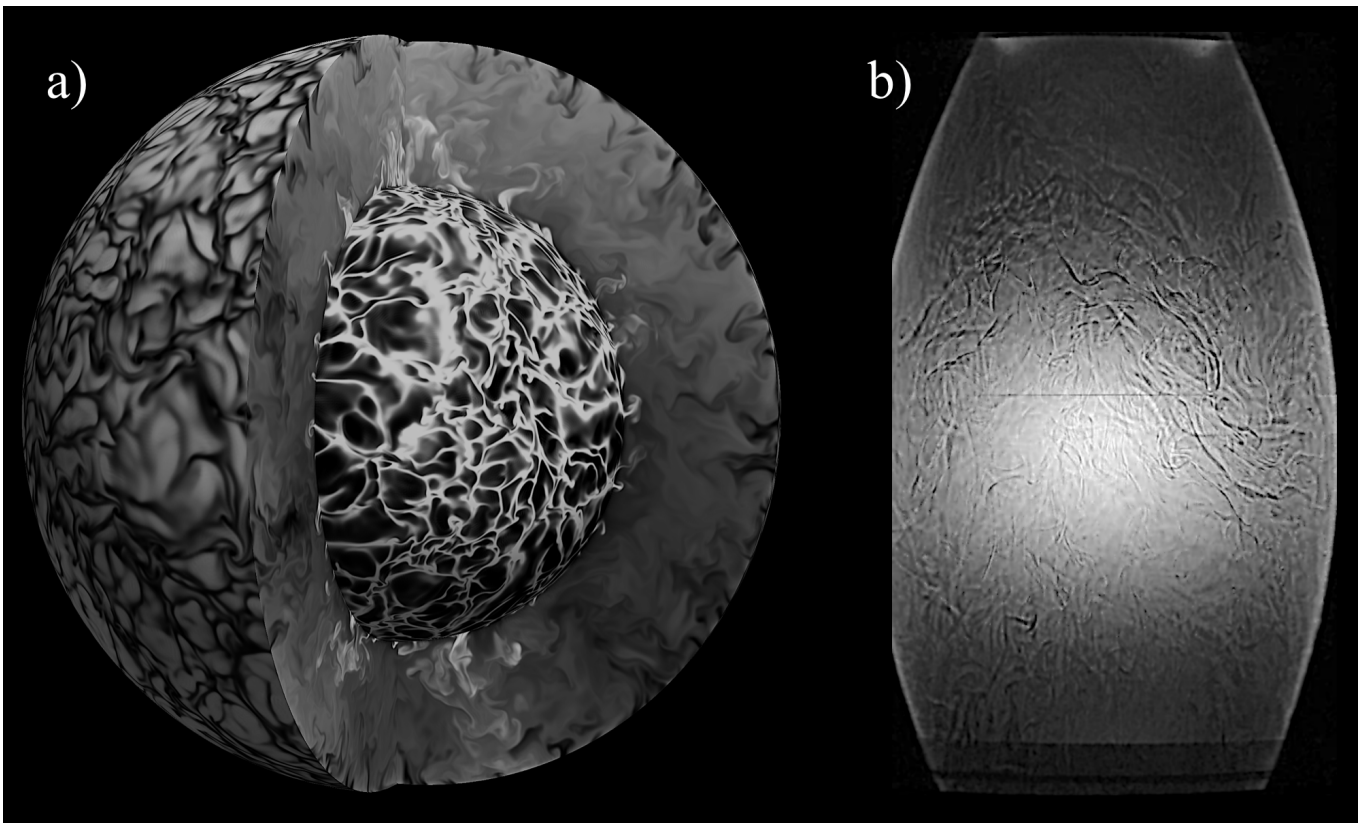


FIG. 2. Non-rotating convective flows, which approximate the slowly rotating limit (SRL). a) Temperature field image adapted from the $Ra = 10^8$; $Pr = 1$; radius ratio $\chi = 0.6$ spherical shell simulation of Gastine et al. [36], corresponding to $Re_{ff} = 10^4$. Lighter (darker) shading represents warmer (cooler) fluid. b) Laboratory shadowgraph image courtesy of Jewel Abbate (UCLA) showing convection in 1.5 cSt silicone oil for $Ra \simeq 4 \times 10^{11}$ and $Pr \simeq 21$, corresponding to $Re_{ff} \simeq 10^5$. The cylindrical tank is 40 cm high by 20 cm across, with shape distorted and its left hand side clipped by the shadowgraph technique. The horizontal line near the mid-plane and the dark region at the tank bottom are further lighting artifacts.

IV. THE RAPIDLY ROTATING LIMIT (RRL)

Just as angular momentum is the key dynamical variable in rapidly rotating solid mechanics problems, vorticity, $\boldsymbol{\omega} = \nabla \times \mathbf{u}$, is the essential dynamical variable in rapidly rotating fluid systems in which rotational inertia dominates the physics [43]. The evolution equation for fluid vorticity, $\nabla \times (1a)$, is:

$$\partial_t \boldsymbol{\omega} + \mathbf{u} \cdot \nabla \boldsymbol{\omega} - \boldsymbol{\omega} \cdot \nabla \mathbf{u} = 2\boldsymbol{\Omega} \cdot \nabla \mathbf{u} + \nabla \times (\mathbf{g}\alpha\theta) + \nu \nabla^2 \boldsymbol{\omega}. \quad (23)$$

In the turbulent rapidly rotating limit, a balance is achieved in (23) between the inertial (I), Coriolis (C), and buoyancy (A, for Archimedean) terms [4, 59]. This is typically referred to as the CIA balance [61, 73]:

$$\mathbf{u} \cdot \nabla \boldsymbol{\omega} \sim 2\boldsymbol{\Omega} \partial_z \mathbf{u} \sim \nabla \times (\mathbf{g}\alpha\theta) \quad (24)$$

$$\frac{U^2}{\ell^2} \sim \frac{2\boldsymbol{\Omega}U}{H} \sim \frac{g\alpha\vartheta}{\ell}$$

in which the first term is inertial advection of vorticity (I), the second is the axial stretching of planetary (or background) vorticity (C), and the third is the buoyancy torque (A).

Rapidly rotating convective motions are strongly anisotropic, as shown in Figure 3, with small scales perpendicular to $\boldsymbol{\Omega}$ and much longer scales parallel to $\boldsymbol{\Omega}$. Therefore, it is essential in (24) to distinguish between the characteristic convection scale ℓ measured perpendicular to $\boldsymbol{\Omega}$ and the system scale H measured parallel $\boldsymbol{\Omega}$. Only the stretching of the background vorticity, $2\boldsymbol{\Omega} \partial_z \mathbf{u}$, can occur on the system scale. The other two terms, I and A, operate on the local convective scale. Although the length scales ℓ and H differ greatly in rapidly rotating convection, the kinetic energies measured along these different directions remain comparable, even in the supercritical regime [58, 68, 96, 97, 101]. Thus, we assume that the characteristic velocity magnitudes are approximately isotropic $|u_i| \sim U$ in RRL.

The balance between the C and I terms in (24) then




FIG. 3. Anisotropic flows in rapidly rotating convection with longer characteristic axial scales than horizontal scales ℓ (measured perpendicular to the rotation axis). a) Temperature field image from the $Ra = 2.5 \times 10^9$; $E = 10^{-6}$; $Pr = 1$; radius ratio $\chi = 0.6$ spherical shell simulation of Gastine et al. [34], corresponding to $Ro_C = 5 \times 10^{-2}$ and $Re_{TW} \simeq 1.3 \times 10^2$. Lighter (darker) shading represents warmer (cooler) fluid. b) Laboratory shadowgraph image courtesy of Jewel Abbate (UCLA) showing rotating convection in 1.5 cSt silicone oil for $Ra \simeq 5 \times 10^{11}$; $E \simeq 6 \times 10^{-7}$; $Pr \simeq 21$, corresponding to $Ro_C \simeq 9 \times 10^{-2}$ and $Re_{TW} \simeq 1.3 \times 10^3$. The cylindrical tank is 40 cm high by 20 cm across, with its shape distorted and clipped around the mid-plane by the shadowgraph imaging technique. The horizontal line near the mid-plane and the dark region at the tank bottom are further lighting artifacts.

gives

$$\frac{\ell}{H} \sim \frac{U}{2\Omega\ell} \equiv Ro_\ell = \frac{\tau_\Omega}{\tau_U^\ell}, \quad (25)$$

where the lateral advective time scale $\tau_U^\ell = \ell/U$ characterizes rapidly rotating convection. Thus, rapidly rotating convection is highly anisotropic with $\ell \ll H$, since $\ell \sim Ro_\ell H$ in (25) and $Ro_\ell \ll 1$ in the definition of the RRL. Unlike in the NRL and SRL where the bulk fluid tends to be isothermized by strong turbulence, in rapidly rotating convection, an unstable mean temperature gradient tends to be sustained in the fluid bulk, $\partial_g \bar{T} \sim \Delta T/H$ [e.g., 19, 51, 67, 68]. The fluctuating thermal energy equation (1b) thus scales as

$$(\mathbf{u} \cdot \nabla \theta)' \sim (\hat{\mathbf{e}}_g \cdot \mathbf{u}) \partial_g \bar{T} \rightarrow \frac{U\vartheta}{\ell} \sim \frac{U\Delta T}{H}. \quad (26)$$

This implies, in the RRL, that

$$\frac{\vartheta}{\Delta T} \sim \frac{\ell}{H} \sim Ro_\ell. \quad (27)$$

Balancing the C and A terms in (24) yields

$$U \sim \frac{g\alpha\Delta T}{2\Omega} \left(\frac{\vartheta}{\Delta T} \frac{H}{\ell} \right) \sim \frac{g\alpha\Delta T}{2\Omega} \equiv U_{TW}, \quad (28)$$

where U_{TW} , the thermal wind velocity, is the diffusivity-free velocity scale in the rapidly rotating convection regime [82]. (This thermal wind scaling is similarly found by balancing the I and A terms in (24).) From (28), we see that the local advection time scale in RRL is the thermal wind time scale:

$$\tau_U^\ell = \ell/U_{TW} \equiv \tau_{TW}. \quad (29)$$

The rapidly rotating local Rossby number then becomes

$$Ro_\ell \sim \frac{U_{TW}}{2\Omega\ell} = \frac{\tau_\Omega}{\tau_{TW}} = \frac{g\alpha\Delta T}{(2\Omega)^2 H} \frac{1}{Ro_\ell} \\ \rightarrow Ro_\ell \sim \sqrt{\frac{RaE^2}{Pr}} \equiv Ro_C. \quad (30)$$

Thus, the *a posteriori* local Rossby number, Ro_ℓ , is equivalent to the *a priori* convective Rossby number, Ro_C , in both the slowly rotating limit (19) and in the rapidly rotating limit (30). At closer inspection, this holds because the local advective time scales, $\tau_{ff} = H/U_{ff}$ in SRL and $\tau_{TW} = \ell/U_{TW}$ in RRL, are similar. Thus, their ratio yields

$$\frac{\tau_{ff}}{\tau_{TW}} \sim \frac{H}{\ell} \frac{U_{TW}}{U_{ff}} \sim \frac{1}{Ro_C} \frac{g\alpha\Delta T/(2\Omega)}{\sqrt{g\alpha\Delta TH}} = \mathcal{O}(1). \quad (31)$$

This similarity between the SRL and the RRL local advective time scales explains why the convective Rossby number turns up so ubiquitously in rotating convection dynamics: even though U_{ff} and H in SRL both greatly exceed U_{TW} and ℓ in RRL, their ratios, U_{ff}/H and U_{TW}/ℓ have equivalent scaled values. Expression (31) demonstrates, further, that the convective Rossby number can be cast, alternatively, as

$$Ro_C \equiv \frac{U_{TW}}{U_{ff}}. \quad (32)$$

This velocity-based definition of Ro_C holds in both slowly rotating and rapidly rotating regimes, and differs in its interpretation in comparison to the standard (slowly rotating) definition in which $Ro_C = \tau_\Omega/\tau_{ff}$, as will be discussed further in section VI.

In the limit of rapidly rotating convective turbulence, the CIA balance gives

$$\ell \sim Ro_C H, \quad \vartheta \sim Ro_C \Delta T, \quad (33)$$

$$U \sim Ro_C U_{ff} = \frac{g\alpha\Delta T}{2\Omega} \equiv U_{TW}, \quad (34)$$

with all three turbulent RRL scales differing by Ro_C relative to their corresponding SRL scales. Following the same steps as in (17) but employing the rapidly rotating scales in (34) then leads to the following RRL transport estimates

$$Re_\ell = \frac{U_{TW}\ell}{\nu} \sim \frac{g\alpha\Delta T}{2\Omega} \frac{\ell}{\nu} = \left(\frac{Ra}{Pr}\right)^{3/2} E^2 \\ = Ro_C^2 Re_{ff} \equiv Re_{TW}, \quad (35a)$$

$$Pe_\ell = \frac{U_{TW}\ell}{\kappa} \sim \frac{g\alpha\Delta T}{2\Omega} \frac{\ell}{\kappa} = \left(\frac{Ra^{3/2}}{Pr^{1/2}}\right) E^2 \\ = Ro_C^2 Pe_{ff} \equiv Pe_{TW}, \quad (35b)$$

$$Nu \sim \frac{U_{TW}}{\kappa} \left(\frac{\vartheta H}{\Delta T}\right) = \frac{U_{TW}\ell}{\kappa} = \left(\frac{Ra^{3/2}}{Pr^{1/2}}\right) E^2 \\ = Ro_C^2 Nu_{ff} \equiv Nu_{TW}, \quad (35c)$$

where Re_{TW} and Pe_{TW} are the thermal wind Reynolds and thermal wind Péclet numbers, respectively.

The scaling analysis in (35) is consistent with rapidly rotating, diffusivity-free dimensional analysis, which yields

$$Re_\ell \sim \widetilde{Ra}^\zeta Pr^\chi = (Ra/Pr)^{3/2} E^2 \equiv Re_{TW} \\ (\zeta = -\chi = 3/2), \quad (36a)$$

$$Pe_\ell \sim \widetilde{Ra}^\zeta Pr^\chi = \left(\frac{Ra^{3/2}}{Pr^{1/2}}\right) E^2 \equiv Pe_{TW} \\ (\zeta = -3\chi = 3/2), \quad (36b)$$

$$Nu \sim \widetilde{Ra}^\zeta Pr^\chi = \left(\frac{Ra^{3/2}}{Pr^{1/2}}\right) E^2 \equiv Pe_{TW} \\ (\zeta = -3\chi = 3/2). \quad (36c)$$

Note that the critical Rayleigh number in (36) varies strongly with the system's rapid rotation, $\widetilde{Ra} \sim RaE^{4/3}$. Consistency between (35) and (36) requires that the pertinent velocity and length scales must be U_{TW} and ℓ in RRL. Thus, $Re \sim Re_\ell \equiv Re_{TW}$ and $Pe \sim Pe_\ell \equiv Pe_{TW}$ in the rapidly rotating regime. Multiplying (35a) by the local Ekman number, $E_\ell = \nu/(2\Omega\ell^2)$, yields $Ro_\ell = Re_\ell E_\ell \sim Ro_C$, consistent with (30). Further, the RRL heat transport scaling (35c) is also consistent with asymptotically reduced theory and diffusivity-free formulations [e.g., 7, 66, 79, 84]. Recent studies, such as Plumley et al. [85, 86], suggest that it is possible to reach the RRL scalings (35) at far lower \widetilde{Ra} values than are necessary to reach their diffusivity-free non-rotating counterparts [cf. 28].

The rapidly rotating thermal wind transport scalings in (35) differ from the slowly rotating free-fall scalings by a factor of Ro_C^2 . This creates a clean and novel link between the two sets of scaling predictions. We can alternatively cast the RRL expressions as

$$Re_\ell \sim Ro_C^3 E^{-1}, \quad \text{and} \\ Pe_\ell \sim Nu \sim Ro_C^3 (E/Pr)^{-1}. \quad (37)$$

From (24), we predict that rapidly rotating turbulent transport data acquired with approximately fixed rotation rate and material properties will be collapsed when normalized by the cube of the convective Rossby number.

Local scale parameterizations naturally arise in our analysis of rapidly rotating transport phenomena. However, the system scale transport parameters, Re_H and Pe_H , are most often reported in the literature [e.g, 48]. Thus, we rescale our local rapidly rotating transport scalings to provide the equivalent, system scale counterparts:

$$Re_H = Re_\ell \frac{H}{\ell} \sim \frac{U_{TW}H}{\nu} = \frac{RaE}{Pr} \\ = Ro_C^{-1} Re_{TW} = Ro_C Re_{ff} \quad (38a)$$

$$Pe_H = Pe_\ell \frac{H}{\ell} \sim \frac{U_{TW}H}{\kappa} = RaE \\ = Ro_C^{-1} Pe_{TW} = Ro_C Pe_{ff}. \quad (38b)$$

In addition, the system scale Rossby number scales as

$$Ro_H = Re_H E \sim Ro_C^2, \quad (39)$$

in agreement with the low- E , quasi-geostrophic convection models Guervilly et al. [49] and the three-dimensional asymptotically-reduced models of Maffei et al. [79]. This system scale RRL Rossby number scaling (39) differs by a factor of Ro_C relative to the slowly rotating scaling (22) in which $Ro_H \sim Ro_\ell \sim Ro_C$.

V. FLUX-BASED SCALINGS

Non-Rotating and Slowly Rotating Flux-Based Scalings

When considering a planetary or stellar convection system, it is far easier to estimate the outward thermal flux than to infer a temperature drop across a given fluid layer. Therefore, it is of great utility to recast the scalings developed above in terms of the (superadiabatic) heat flux, Q , instead of the temperature difference, ΔT . Non-dimensionally, this simply corresponds to replacing the Rayleigh number, $Ra \propto \Delta T$, with the flux Rayleigh number, $Ra_F = RaNu \propto Q$. In order to recast the NRL and SRL scalings in terms of Ra_F , we manipulate (20c) into the form

$$Ra \sim [RaNuPr^{-1/2}]^{2/3} \sim Ra_F^{2/3} Pr^{-1/3}, \quad (40)$$

and substitute this into (20a) and (20b), giving the flux-based free-fall scalings

$$Re_{ff} \sim \left[\frac{Ra_F}{Pr^2} \right]^{1/3} \quad \text{and} \quad Pe_{ff} \sim [Ra_F Pr]^{1/3}. \quad (41)$$

The SRL flux-based expression for the Rossby number is then [cf. 81]

$$Ro_\ell \sim Ro_H \sim \left[\frac{Ra_F E^3}{Pr^2} \right]^{1/3} = Ra_F^*{}^{1/3}. \quad (42)$$

The respective dimensional forms of the uncontrolled temperature drop (which is assumed here to be proportional to ϑ in NRL and SRL) and the free-fall velocity scale in the slowly rotating regime are

$$\Delta T \sim Q / \rho c_P U_{ff} \sim \left(\frac{Q^2}{g \alpha \rho^2 c_P^2 H} \right)^{1/3}, \quad (43a)$$

$$U \sim U_{ff} \sim \sqrt{g \alpha \Delta T H} \sim \left[\frac{g \alpha Q H}{\rho c_P} \right]^{1/3}. \quad (43b)$$

Equations (43) correspond to the free-fall balance expressed in terms of an applied heat flux Q [e.g., 26]. Further, by inserting (43a) into (15), we find that the flux-based SRL expression for $Ro_C = Ra_F^*{}^{1/3}$, identical to Ro_ℓ in (42). Thus, $Ro_\ell \approx Ro_C$ in the flux-based framework as well, as must be the case since this result is framework independent.

Rapidly Rotating Flux-Based Scalings

In order to formulate the flux-based, system-scale, rapidly rotating momentum transport scaling, we recast the RRL heat transport scaling (35c) as

$$\begin{aligned} Ra &= (RaNuPr^{1/2}E^{-2})^{2/5} \\ &= Ra_F^{2/5} Pr^{1/5} E^{-4/5}. \end{aligned} \quad (44)$$

Substituting (44) into (35) leads to the local, flux-based, rapidly rotating transport scalings:

$$\begin{aligned} Re_{TW} &\sim \left[\frac{Ra_F E^{4/3}}{Pr^2} \right]^{3/5} \\ &= Ra_F^*{}^{3/5} E^{-1} = Ro_C^3 E^{-1}, \end{aligned} \quad (45a)$$

$$\begin{aligned} Pe_{TW} &\sim \left[\frac{Ra_F E^{4/3}}{Pr^{1/3}} \right]^{3/5} \\ &= Ra_F^*{}^{3/5} (E/Pr)^{-1} = Ro_C^3 (E/Pr)^{-1}, \end{aligned} \quad (45b)$$

with the local scale, RRL flux-based Rossby number

$$Ro_\ell \sim \left[\frac{Ra_F E^3}{Pr^2} \right]^{1/5} = Ra_F^*{}^{1/5} = Ro_C. \quad (46)$$

Note, using the flux-based expression for U_{TW} (given in (50) below), that again $Ro_\ell \approx Ro_C$. However, in contrast to the fixed temperature configuration, the flux-based local Rossby numbers in the SRL (42) and the RRL (46) are no longer identical. Instead, both flux-based Ro_ℓ expressions depend on the modified flux Rayleigh number, but in the SRL Ra_F^* is raised to the one-third power, whereas it is raised to the one-fifth power in the RRL. This difference in the flux-based Ro_ℓ expressions stems from the different $Ra(Ra_F, E, Pr)$ scalings given in (40) and (44).

The system scale, flux-based, rapidly rotating transport scalings are often used in the geophysical and astrophysical literature [e.g., 23, 39]. These are found by substituting (44) into (38a), which leads to

$$Re_H \sim \left[\frac{Ra_F}{Pr^2} \right]^{2/5} E^{1/5} \equiv Re_{CIA}, \quad (47a)$$

$$Pe_H \sim Ra_F^{2/5} (E Pr)^{1/5} = Re_{CIA} Pr. \quad (47b)$$

The flux-based Re_H expression (47a) is referred to as the CIA scaling velocity, Re_{CIA} , since it is indeed derived from the CIA triple balance [e.g., 4, 59, 61, 73]. This flux-based momentum transport scaling is easily converted back into a temperature-based scaling by substituting $Ra_F = RaNu$ into Re_{CIA} and then further substituting $Nu \sim Ra^{3/2} E^2 / Pr^{1/2} = Pe_{TW}$. Doing so yields

$$Re_{CIA} \sim \left[\frac{Ra}{Pr^2} \left(\frac{Ra^{3/2} E^2}{Pr^{1/2}} \right) \right]^{2/5} E^{1/5} = Ro_C Re_{ff}, \quad (48)$$

in agreement with (35a) and (38a). Multiplying (48) by E then demonstrates that

$$Ro_{CIA} \sim Ro_C^2 \quad (\text{when } Nu \rightarrow Pe_{TW}). \quad (49)$$

Thus, the classical, flux-based CIA theory is synonymous with the temperature-based rapidly rotating velocity scalings given in (38a) and (39).

Since most laboratory and numerical simulations cannot reach the diffusivity-free Pe_{TW} heat transfer trend, the $Ro_H \sim Ro_C^2$ scaling is difficult to attain [cf. 8, 49, 79]. For example, in the seminal planetary dynamo survey of Christensen and Aubert [24], it was found that $Ro_H \sim Ra_F^{*2/5}$, which, comparing to (47a), shows that the bulk flow had attained the turbulent, CIA scaling. Their heat transfer data was best fit as $Nu \sim RaE$, which differs from the Pe_{TW} scaling likely because it was controlled by diffusive, boundary layer physics [e.g., 17, 52, 62]. This corresponds to $Ro_H \sim Ro_C^{8/5}$. However, if we substitute $Nu = Ra^{3/2}E^2/Pr^{1/2}$ in place of their $Nu \sim RaE$ scaling, then the system-scale Rossby number scaling necessarily transforms to $Ro_H \sim Ro_C^2$.

Our flux-based momentum transport scalings show that the RRL transport (38a) is formally identical to the classical, flux-based CIA velocity scaling (47a) when $Nu \approx Pe_{TW}$. However, this Pe_{TW} heat transfer scaling is not often found in standard experiments or direct numerical simulations, because the heat transfer rarely reaches the RRL trend [cf. 7, 66, 85, 86]. This is an important physical point, as the flux-based Re_H scaling in (47a) can be applied for any Nu value and, accordingly, is often considered to be fundamentally different from, and to conflict with, the local scale prediction (35a) and the system scale prediction (38a) that both naturally arise in the $Nu \approx Pe_{TW}$ rapidly rotating scaling turbulent arguments given here and in rapidly-rotating asymptotic analysis [10, 12, 79, 96]. Directly comparing the Reynolds numbers scalings in (35a) and (47a) is, however, incorrect since they are defined on different length scales. In contrast, it is appropriate to compare (38a) and (35a) since they are both system-scale quantities, and we have shown, in fact, that these scalings are identical in the turbulent rapidly rotating limit where $Nu \rightarrow Pe_{TW}$.

The respective dimensional forms of the rapidly rotating temperature fluctuation, temperature drop, and velocity scales are:

$$\vartheta \sim \frac{Q}{\rho c_p U_{TW}} \sim \left(\frac{2\Omega}{g^2 \alpha^2 H} \right)^{1/5} \left(\frac{Q}{\rho c_p} \right)^{3/5}, \quad (50a)$$

$$\Delta T \sim \frac{\vartheta H}{\ell} \sim \frac{(2\Omega)^{4/5} H^{1/5}}{(g\alpha)^{3/5}} \left(\frac{Q}{\rho c_p} \right)^{2/5}, \quad (50b)$$

$$U \sim U_{TW} \sim \sqrt{g\alpha\vartheta\ell} \sim \frac{g\alpha\vartheta H}{2\Omega \ell} \sim \left(\frac{g\alpha Q}{\rho c_p} \right)^{2/5} \left(\frac{H}{2\Omega} \right)^{1/5}. \quad (50c)$$

In this section, we have transformed the scaling results produced in the ΔT -based framework to the Q -based framework through the definition of the flux Rayleigh number $Ra_F = RaNu$. However, in the flux-based scalings, we find a lack of equivalence between the SRL and RRL local Rossby numbers, thereby preventing us

from making simple, flux-based connections between the scaling regimes, as is possible in the temperature-based framework. Nevertheless, exploration of the flux-based framework has shown that the classical, flux-based CIA scalings produced in many prior works is formally synonymous with the temperature-based scalings developed herein (cf. (39) and (49)).

VI. DISCUSSION

The convective scaling relationships presented here are generated via exactly parallel constructions, first made within the non-rotating and slowly rotating limits and then secondarily made within the rapidly rotating limit. Starting from the generic non-dimensional transport parameters, $Re = U\ell/\nu$, $Pe = U\ell/\kappa$ and $Nu = U\vartheta/(\kappa\Delta T/H)$, we select the dynamically relevant estimates for ℓ , ϑ and U that characterize a given convection system. Two configurations of thermal driving are considered: the fixed-temperature regime (Table I), popular for its ease of application and interpretation in modeling studies, and the fixed heat flux regime (Table II), popular for its ease of application in geophysical and astrophysical settings.

The fixed-temperature configuration is particularly elegant, and we will focus on the fixed temperature scalings in this discussion. First, our analyses show that the local Rossby number is equivalent to the convective Rossby number,

$$Ro_\ell \simeq Ro_C,$$

in both the slowly and the rapidly rotating frameworks, where $Ro_\ell \equiv U/(2\Omega\ell)$ is estimated using the characteristic convective length ℓ , the velocity scale U for each limit, and $Ro_C \equiv \sqrt{RaE^2Pr^{-1}}$.

Second, by taking the ratios of the rapidly rotating and slowly rotating characteristic scales, we find that they are all related via powers of Ro_C^1 ,

$$\frac{\ell}{H} \sim \frac{\vartheta}{\Delta T} \sim \frac{U_{TW}}{U_{ff}} \sim Ro_C, \quad (51)$$

Thirdly, we have shown that the RRL thermal wind transports and the SRL free-fall transports differ from one another via powers of Ro_C^2 ,

$$\frac{Re_{TW}}{Re_{ff}} \sim \frac{Pe_{TW}}{Pe_{ff}} \sim Ro_C^2. \quad (52)$$

Further, our generic scalings predict that the system-scale Rossby number, Ro_H , scales as Ro_C in the slowly rotating regime and as Ro_C^2 in the rapidly rotating regime. Thus, the convective Rossby number is shown to explain the local-scale convection dynamics, $Ro_\ell \approx Ro_C$, and is essential for relating the slowly rotating convection behaviors to those of the rapidly rotating regime. Thus,

| Regime (ΔT -based) | Ro_ℓ $\approx Ro_C$ | ℓ | ϑ | U | Re_ℓ | Pe_ℓ | Nu | Re_H | Pe_H | Ro_H |
|--------------------------------|-----------------------------|----------|-----------------|---------------|------------------|------------------|------------------|----------------|----------------|----------|
| SRL | $\gg 1$ | H | ΔT | U_{ff} | Re_{ff} | Pe_{ff} | Pe_{ff} | Re_{ff} | Pe_{ff} | Ro_C |
| RRL | $\ll 1$ | $Ro_C H$ | $Ro_C \Delta T$ | $Ro_C U_{ff}$ | $Ro_C^2 Re_{ff}$ | $Ro_C^2 Pe_{ff}$ | $Ro_C^2 Pe_{ff}$ | $Ro_C Re_{ff}$ | $Ro_C Pe_{ff}$ | Ro_C^2 |

TABLE I. Summary of applied ΔT , turbulent scaling estimates for characteristic convective scales and transports in the slowly rotating limit (SRL) and the rapidly rotating limit (RRL). The free fall velocity is defined here as $U_{ff} \sim \sqrt{g\alpha\Delta TH}$ and $Ro_\ell \sim Ro_C = \sqrt{RaE^2/Pr}$ in both SRL and RRL. The non-rotating (NRL) scalings are identical to SRL in our treatment, excepting that the Rossby number is not defined in the non-rotating regime.

| Regime (Q -based) | Ro_ℓ $\approx Ro_C$ | ℓ | ϑ | U | Re_ℓ | Pe_ℓ | Nu | Re_H | Pe_H | Ro_H |
|-------------------------|-----------------------------|----------|-----------------|---------------------|----------------------|----------------------|----------------------|----------------------|----------------------|----------|
| SRL | $\gg 1$ | H | ΔT | U_{ff} | Re_{ff} | Pe_{ff} | Pe_{ff} | Re_{ff} | Pe_{ff} | Ro_C |
| RRL | $\ll 1$ | $Ro_C H$ | $Ro_C \Delta T$ | $Ro_C^{1/3} U_{ff}$ | $Ro_C^{4/3} Re_{ff}$ | $Ro_C^{4/3} Pe_{ff}$ | $Ro_C^{4/3} Pe_{ff}$ | $Ro_C^{1/3} Re_{ff}$ | $Ro_C^{1/3} Pe_{ff}$ | Ro_C^2 |

TABLE II. Summary of applied Q , turbulent scaling estimates for characteristic convective scales and transports in the slowly rotating limit (SRL) and the rapidly rotating limit (RRL). The free fall velocity is defined here as $U_{ff} \sim (g\alpha QH/\rho c_P)^{1/3} = (BH)^{1/3}$. Note in the flux based framework that $Ro_\ell \sim Ro_C \sim Ra_F^{*1/3}$ in the SRL, whereas $Ro_\ell \sim Ro_C \sim Ra_F^{*1/5}$ in the RRL. For example, we find $Ro_H \sim Ro_C^2 \sim Ra_F^{*2/5}$ in the rapidly rotating regime, which is consistent with $\Delta T \sim Q^{2/5}$ in (50b).

Ro_C (and synonymously Ro_ℓ) arise ubiquitously in describing rotating convective flows. Furthermore, the theoretical framework we have developed here provides a novel, and remarkably straightforward, set of experimentally testable interconnections between the slowly rotating and rapidly rotating convective regimes. As summarized in Table 1, these scalings all depend rather simply on $Ro_\ell \approx Ro_C$.

We have shown that when Ro_ℓ is defined using the appropriate slowly rotating characteristic scales is equivalent to the convective Rossby number Ro_C :

$$Ro_\ell = \frac{U_{ff}}{2\Omega H} = \frac{\tau_\Omega}{\tau_{ff}} = \sqrt{\frac{RaE^2}{Pr}} \equiv Ro_C \text{ (SRL)}. \quad (53)$$

Following from this, Ro_C is often interpreted as the ratio between freely falling convective inertia and the system's rotational inertia [e.g., 6, 40, 57, 67]. This interpretation is accurate in the slowly rotating regime [e.g., 9, 35, 107]. In contrast, this U_{ff} -based interpretation is not accurate in rapidly rotating cases, where the length and velocities scales are far smaller than in the slowly rotating regime (Table 1).

Surprisingly, though, we have shown that the Ro_ℓ also scales equivalently to Ro_C in the rapidly rotating limit:

$$Ro_\ell = \frac{U_{TW}}{2\Omega \ell} = \frac{\tau_\Omega}{\tau_{TW}} = \sqrt{\frac{RaE^2}{Pr}} \equiv Ro_C \text{ (RRL)}. \quad (54)$$

This equivalence holds since the free-fall time scale in the slowly rotating regime scales similarly to the thermal wind time scale in the rapidly rotating regime,

$$\tau_{ff} = \frac{H}{U_{ff}} \sim \frac{\ell}{U_{TW}} = \tau_{TW}. \quad (55)$$

Thus, the Rossby number based on the dominant dynamical scale is equivalent to the convective Rossby number in both end member rotational regimes, $Ro_\ell \simeq Ro_C$. This makes clear that the convective Rossby number is, in fact, an appropriate descriptor of rapidly rotating convection dynamics, but it should always be cast as $Ro_C = U_{TW}/(2\Omega\ell)$ in the rapidly rotating limit. Further, since $Ro_\ell \simeq Ro_C$ in both regimes, Ro_C can be further interpreted as the descriptor of the local scale rotating convection dynamics, irrespective of its value. We conclude then that the convective Rossby number really ties the room together.

The fixed heat flux configuration can be deduced from the fixed-temperature configuration through the relation $Ra_F = RaNu$. We again find that $Ro_\ell \simeq Ro_C$ in both the slow rotating and rapidly rotating limits. However, they no longer have a common definition: $Ro_C \sim Ra_F^{*1/3}$ in the SRL regime and $Ro_C \sim Ra_F^{*1/5}$ in the RRL regime. The relationships between the various flux-based scalings are given in Table 2.

Irrespective of the configuration, a clear interpretation of Ro_C arises from our scaling analyses. The two characteristic velocities in rotating convection are U_{ff} and U_{TW} . In slowly rotating convection, $U \sim U_{ff} \ll U_{TW}$, since all the fluid's buoyant potential energy is converted to kinetic energy well before it reaches U_{TW} . (Alternatively stated, U_{TW} becomes singularly large as Ω becomes small.) In rapidly rotating convection, $U \sim U_{TW} \ll U_{ff}$ since the vortex stretching term in (23) greatly limits the distance through which a rotating parcel of buoyant fluid can actually freely fall [61]. The selection between U_{ff} and U_{TW} is based on the more restrictive value between

the two:

$$U \simeq \min(U_{ff}, U_{TW}). \quad (56)$$

Since $Ro_C = U_{TW}/U_{ff}$, it can be validly interpreted as the essential control parameter that picks between the two characteristic velocities:

$$Ro_C \gg 1 \Rightarrow \min(U_{ff}, U_{TW}) = U_{ff}, \quad (57a)$$

$$Ro_C \sim 1 \Rightarrow \min(U_{ff}, U_{TW}) = U, \quad (57b)$$

$$Ro_C \ll 1 \Rightarrow \min(U_{ff}, U_{TW}) = U_{TW}. \quad (57c)$$

The relative ordering of the characteristic time scales is also, therefore, set by Ro_C :

$$Ro_C \gg 1 \Rightarrow \tau_\Omega \gg (\tau_{ff} \sim \tau_U^H), \quad (58a)$$

$$Ro_C \sim 1 \Rightarrow \tau_\Omega \sim \tau_{ff}^\ell \sim \tau_U^H, \quad (58b)$$

$$Ro_C \ll 1 \Rightarrow \tau_\Omega \ll (\tau_{ff} \sim \tau_U^\ell) \ll \tau_U^H. \quad (58c)$$

The intermediate $Ro_C \sim 1$ regime has not been considered here. There is, however, a great deal of laboratory [e.g., 20, 30, 72, 74, 76, 89, 104] and numerical simulation data [e.g., 3, 6, 24, 33–35, 38, 40, 67, 78, 91] in the $Ro_C = \mathcal{O}(1)$ regime. Thus, its scaling behaviors are of broad interest and should be considered in future studies.

An array of new convection and rotating convection devices have been recently built at research centers worldwide [e.g., 18, 75, 110]. These next-generation laboratory

devices, and associated state of the art numerical simulations, will allow investigations into the efficacy and applicability ranges of the turbulent scaling predictions presented here (Tables I and II). Our goal will then be to test, possibly validate, and disambiguate between these differing scaling laws given high fidelity measurements, and thereby deduce accurate, robust relations for non-rotating, slowly rotating, and rapidly rotating convective heat and momentum transport, as is necessary to explain and interpret industrial, astrophysical and geophysical convection phenomena.

Acknowledgements

This work arose from discussions at the ‘‘Rotating Convection: From the Lab to the Stars’’ workshop held at the Lorentz Center (<https://www.lorentzcenter.nl>) in May 2018. We gratefully acknowledge the financial support of the NSF Geophysics Program (EAR awards 1620649 and 1853196) and NSF Applied Mathematics Program (DMS award 2009319), NSF Astronomical Sciences (AST award 1821988), NASA (award 80NSS18K1125) and the German Research Foundation (DFG award HO 5890/1-1). Further thanks are given to Jewel Abbate (UCLA) and Thomas Gastine (IPGP) for supplying the images used in Figures 2 and 3.

-
- [1] Ahlers, G., Grossmann, S., and Lohse, D. (2009). Heat transfer and large scale dynamics in turbulent Rayleigh-Bénard convection. *Rev. Mod. Phys.*, 81(2):503.
 - [2] Akashi, M., Yanagisawa, T., Tasaka, Y., Vogt, T., Murai, Y., and Eckert, S. (2019). Transition from convection rolls to large-scale cellular structures in turbulent Rayleigh-Bénard convection in a liquid metal layer. *Phys. Rev. Fluids*, 4(3):033501.
 - [3] Anders, E., Manduca, C., Brown, B., Oishi, J., and Vasil, G. (2019). Predicting the rossby number in convective experiments. *Astrophys. J.*, 872(2):138.
 - [4] Aubert, J., Brito, D., Nataf, H.-C., Cardin, P., and Masson, J.-P. (2001). A systematic experimental study of rapidly rotating spherical convection in water and liquid gallium. *Phys. Earth Planet. Inter.*, 128(1-4):51–74.
 - [5] Aurnou, J., Bertin, V., Grannan, A., Horn, S., and Vogt, T. (2018). Rotating thermal convection in liquid gallium: multi-modal flow, absent steady columns. *J. Fluid Mech.*, 846:846–876.
 - [6] Aurnou, J., Heimpel, M., and Wicht, J. (2007). The effects of vigorous mixing in a convective model of zonal flow on the Ice Giants. *Icarus*, 190(1):110–126.
 - [7] Barker, A., Dempsey, A., and Lithwick, Y. (2014). Theory and simulations of rotating convection. *Astrophys. J.*, 791(1):13.
 - [8] Bouillaut, V., Lepot, S., Aumaitre, S., and Gallet, B. (2019). Transition to the ultimate regime in a radiatively driven convection experiment. *J. Fluid Mech.*, 861.
 - [9] Brown, E. and Ahlers, G. (2006). Effect of the Earth’s Coriolis force on the large-scale circulation of turbulent Rayleigh-Bénard convection. *Phys. Fluids*, 18(12):125108.
 - [10] Calkins, M. (2018). Quasi-geostrophic dynamo theory. *Phys. Earth Planet. Inter.*, 276:182–189.
 - [11] Calkins, M., Hale, K., Julien, K., Nieves, D., Driggs, D., and Marti, P. (2015a). The asymptotic equivalence of fixed heat flux and fixed temperature thermal boundary conditions for rapidly rotating convection. *J. Fluid Mech.*, 784.
 - [12] Calkins, M., Julien, K., Tobias, S., and Aurnou, J. (2015b). A multiscale dynamo model driven by quasi-geostrophic convection. *J. Fluid Mech.*, 780:143–166.
 - [13] Calkins, M. A., Hale, K., Julien, K., Nieves, D., Driggs, D., and Marti, P. (2015c). The asymptotic equivalence of fixed heat flux and fixed temperature thermal boundary conditions for rapidly rotating convection. *J. Fluid Mech.*, 784.
 - [14] Cao, H., Yadav, R., and Aurnou, J. (2018). Geomagnetic polar minima do not arise from steady meridional circulation. *Proc. Natl. Acad. Sci. USA*, 115(44):11186–11191.
 - [15] Chandrasekhar, S. (1961). *Hydrodynamic and Hydromagnetic Stability*. Dover.
 - [16] Chandrasekhar, S. and Elbert, D. (1955). The instability of a layer of fluid heated below and subject to coriolis forces. ii. *Proc. Roy. Soc. Lond. A*, 231(1185):198–210.

- [17] Cheng, J. and Aurnou, J. (2016). Tests of diffusion-free scaling behaviors in numerical dynamo datasets. *Earth Planet. Sci. Lett.*, 436:121–129.
- [18] Cheng, J., Aurnou, J., Julien, K., and Kunnen, R. (2018). A heuristic framework for next-generation models of geostrophic convective turbulence. *Geophys. Astrophys. Fluid Dyn.*, 112(4):277–300.
- [19] Cheng, J., Madonia, M., Aguirre Guzmán, A., and Kunnen, R. (2020). Laboratory exploration of heat transfer regimes in rapidly rotating turbulent convection. *Phys. Rev. Lett.*, XXX:Submitted.
- [20] Cheng, J. S., Stellmach, S., Ribeiro, A., Grannan, A., King, E. M., and Aurnou, J. M. (2015). Laboratory-numerical models of rapidly rotating convection in planetary cores. *Geophys. J. Int.*, 201:1–17.
- [21] Chillà, F. and Schumacher, J. (2012). New perspectives in turbulent Rayleigh-Bénard convection. *Eur. Phys. J. E*, 35(7):1–25.
- [22] Christensen, U. (2002). Zonal flow driven by strongly supercritical convection in rotating spherical shells. *J. Fluid Mech.*, 470:115.
- [23] Christensen, U. (2010). Dynamo scaling laws and applications to the planets. *Space Sci. Rev.*, 152(1-4):565 – 590.
- [24] Christensen, U. and Aubert, J. (2006). Scaling properties of convection-driven dynamos in rotating spherical shells and application to planetary magnetic fields. *Geophys. J. Int.*, 166(1):97–114.
- [25] Dawes, J. (2001). Rapidly rotating thermal convection at low Prandtl number. *J. Fluid Mech.*, 428:61–80.
- [26] Deardorff, J. W. (1970). Convective velocity and temperature scales for the unstable planetary boundary layer and for rayleigh convection. *Journal of the atmospheric sciences*, 27(8):1211–1213.
- [27] Diamond, P., McDevitt, C., Gürcan, O., Hahm, T., Wang, W., Yoon, E., Holod, I., Lin, Z., Naulin, V., and Singh, R. (2009). Physics of non-diffusive turbulent transport of momentum and the origins of spontaneous rotation in tokamaks. *Nuclear Fusion*, 49(4):045002.
- [28] Doering, C. (2020). Turning up the heat in turbulent thermal convection. *Proc. Natl. Acad. Sci. USA*, 117(18):9671–9673.
- [29] Doering, C., Toppaladoddi, S., and Wetlaufer, J. (2019). Absence of evidence for the ultimate regime in two-dimensional Rayleigh-Bénard convection. *Phys. Rev. Lett.*, 123(25):259401.
- [30] Ecke, R. (2015). Scaling of heat transport near onset in rapidly rotating convection. *Phys. Lett. A*, 379(37):2221–2223.
- [31] Ecke, R. and Niemela, J. (2014). Heat transport in the geostrophic regime of rotating Rayleigh-Bénard convection. *Phys. Rev. Lett.*, 113(11):114301.
- [32] Featherstone, N. and Hindman, B. (2016). The spectral amplitude of stellar convection and its scaling in the high-Rayleigh-number regime. *Astrophys. J.*, 818(1):32.
- [33] Featherstone, N. and Miesch, M. (2015). Meridional circulation in solar and stellar convection zones. *Astrophys. J.*, 804(1):67.
- [34] Gastine, T., Wicht, J., and Aubert, J. (2016). Scaling regimes in spherical shell rotating convection. *J. Fluid Mech.*, 808:690 – 732.
- [35] Gastine, T., Wicht, J., and Aurnou, J. (2013a). Zonal flow regimes in rotating anelastic spherical shells: an application to giant planets. *Icarus*, 225(1):156–172.
- [36] Gastine, T., Wicht, J., and Aurnou, J. (2015). Turbulent Rayleigh-bénard convection in spherical shells. *J. Fluid Mech.*, 778:721–764.
- [37] Gastine, T., Yadav, R., Morin, J., Reiners, A., and Wicht, J. (2013b). From solar-like to antisolar differential rotation in cool stars. *Month. Not. Roy. Astron. Soc.*, 438(1):L76–L80.
- [38] Gastine, T., Yadav, R. K., Morin, J., Reiners, A., and Wicht, J. (2013c). From solar-like to antisolar differential rotation in cool stars. *Month. Not. Roy. Astron. Soc.*, 438(1):L76–L80.
- [39] Gillet, N. and Jones, C. (2006). The quasi-geostrophic model for rapidly rotating spherical convection outside the tangent cylinder. *J. Fluid Mech.*, 554:343.
- [40] Gilman, P. (1977). Nonlinear dynamics of Boussinesq convection in a deep rotating spherical shell-i. *Geophys. Astrophys. Fluid Dyn.*, 8(1):93–135.
- [41] Glatzmaier, G. (2002). Geodynamo simulations - how realistic are they? *Annu. Rev. Earth Planet. Sci.*, 30:237 – 257.
- [42] Glazier, J., Segawa, T., Naert, A., and Sano, M. (1999). Evidence against ‘ultrahard’ thermal turbulence at very high Rayleigh numbers. *Nature*, 398(6725):307.
- [43] Greenspan, H. (1968). *The theory of rotating fluids*. CUP Archive.
- [44] Grooms, I. and Whitehead, J. (2014). Bounds on heat transport in rapidly rotating Rayleigh-Bénard convection. *Nonlinearity*, 28(1):29.
- [45] Grossmann, S. and Lohse, D. (2000). Scaling in thermal convection: A unifying theory. *J. Fluid Mech.*, 407:27–56.
- [46] Grossmann, S. and Lohse, D. (2004). Fluctuations in turbulent Rayleigh-Bénard convection: the role of plumes. *Phys. Fluids*, 16:4462.
- [47] Grossmann, S. and Lohse, D. (2011). Multiple scaling in the ultimate regime of thermal convection. *Phys. Fluids*, 23:045108.
- [48] Guervilly, C. and Cardin, P. (2016). Subcritical convection of liquid metals in a rotating sphere using a quasi-geostrophic model. *J. Fluid Mech.*, 808:61–89.
- [49] Guervilly, C., Cardin, P., and Schaeffer, N. (2019). Turbulent convective length scale in planetary cores. *Nature*, 570(7761):368.
- [50] Gürcan, Ö. and Diamond, P. (2015). Zonal flows and pattern formation. *Journal Phys. A: Math. Theor.*, 48(29):293001.
- [51] Hart, J. and Ohlsen, D. (1999). On the thermal offset in turbulent rotating convection. *Phys. Fluids*, 11(8):2101–2107.
- [52] Hawkins, E., Cheng, J., Pilegard, T., Stellmach, S., and Aurnou, J. (2020). Separate regime transitions for heat transfer and bulk dynamics in models of planetary core convection. *Geophys. J. Int.*, XXX:Submitted.
- [53] He, X., Funfschilling, D., Nobach, H., Bodenschatz, E., and Ahlers, G. (2012). Transition to the ultimate state of turbulent Rayleigh-Bénard convection. *Phys. Rev. Lett.*, 108(2):024502.
- [54] Horn, S. and Aurnou, J. (2018). Regimes of Coriolis-centrifugal convection. *Phys. Rev. Lett.*, 120(20):204502.
- [55] Horn, S. and Aurnou, J. (2019). “rotating convection with centrifugal buoyancy: Numerical predictions for laboratory experiments”. *PRF*, 4(7):073501.

- [56] Horn, S. and Schmid, P. (2017). Prograde, retrograde, and oscillatory modes in rotating Rayleigh–Bénard convection. *J. Fluid Mech.*, 831:182–211.
- [57] Horn, S. and Shishkina, O. (2014). ”rotating non-oberbeck–boussinesq rayleigh–bénard convection in water”. *Phys. Fluids*, 26(5):055111.
- [58] Horn, S. and Shishkina, O. (2015). Toroidal and poloidal energy in rotating Rayleigh–Bénard convection. *J. Fluid Mech.*, 762:232–255.
- [59] Ingersoll, A. and Pollard, D. (1982). Motion in the interiors and atmospheres of Jupiter and Saturn: Scale analysis, anelastic equations, barotropic stability criterion. *Icarus*, 52(1):62–80.
- [60] Jones, C., Soward, A., and Mussa, A. (2000). The onset of thermal convection in a rapidly rotating sphere. *J. Fluid Mech.*, 405:157–179.
- [61] Jones, C. A. (2011). Planetary magnetic fields and fluid dynamos. *Ann. Rev. Fluid Mech.*, 43:583–614.
- [62] Julien, K., Aurnou, J., Calkins, M., Knobloch, E., Marti, P., Stellmach, S., and Vasil, G. (2016). A nonlinear model for rotationally constrained convection with Ekman pumping. *J. Fluid Mech.*, 798:50–87.
- [63] Julien, K. and Knobloch, E. (1997). Fully nonlinear oscillatory convection in a rotating layer. *Phys. Fluids*, 9(7):1906–1913.
- [64] Julien, K. and Knobloch, E. (1998). Strongly nonlinear convection cells in a rapidly rotating fluid layer: the tilted f -plane. *J. Fluid Mech.*, 360:141–178.
- [65] Julien, K. and Knobloch, E. (1999). Fully nonlinear three-dimensional convection in a rapidly rotating layer. *Phys. Fluids*, 11(6):1469–1483.
- [66] Julien, K., Knobloch, E., Rubio, A., and Vasil, G. (2012a). Heat transport in low-Rossby-number Rayleigh–Bénard convection. *Phys. Rev. Lett.*, 109(25):254503.
- [67] Julien, K., Legg, S., McWilliams, J., and Werne, J. (1996). Rapidly rotating turbulent Rayleigh–Bénard convection. *J. Fluid Mech.*, 322:243–273.
- [68] Julien, K., Rubio, A., Grooms, I., and Knobloch, E. (2012b). Statistical and physical balances in low Rossby number Rayleigh–Bénard convection. *Geophys. Astrophys. Fluid Dyn.*, 106(4-5):392–428.
- [69] Kaplan, E., Schaeffer, N., Vidal, J., and Cardin, P. (2017). Subcritical thermal convection of liquid metals in a rapidly rotating sphere. *Phys. Rev. Lett.*, 119(9):094501.
- [70] King, E. and Aurnou, J. (2013). Turbulent convection in liquid metal with and without rotation. *Proc. Natl. Acad. Sci. USA*, 110(17):6688–6693.
- [71] King, E. and Aurnou, J. (2015). Magnetostrophic balance as the optimal state for turbulent magnetoconvection. *Proc. Natl. Acad. Sci. USA*, 112(4):990–994.
- [72] King, E., Stellmach, S., Noir, J., Hansen, U., and Aurnou, J. (2009). Boundary layer control of rotating convection systems. *Nature*, 457(7227):301–304.
- [73] King, E. M. and Buffett, B. A. (2013). Flow speeds and length scales in geodynamo models: The role of viscosity. *Earth Planet. Sci. Lett.*, 371–372:156–162.
- [74] Kunnen, R., Clercx, H., and Geurts, B. (2008). Break-down of large-scale circulation in turbulent rotating convection. *Europhys. Lett.*, 84(2):24001.
- [75] Lepot, S., Aumaitre, S., and Gallet, B. (2018). Radiative heating achieves the ultimate regime of thermal convection. *Proc. Natl. Acad. Sci. USA*, 115(36):8937–8941.
- [76] Liu, Y. and Ecke, R. (1997). Heat transport scaling in turbulent Rayleigh–Bénard convection: effects of rotation and Prandtl number. *Phys. Rev. Lett.*, 79(12):2257.
- [77] Lohse, D. and Toschi, F. (2003). Ultimate state of thermal convection. *Phys. Rev. Lett.*, 90(3):034502.
- [78] Mabuchi, J., Masada, Y., and Kageyama, A. (2015). Differential rotation in magnetized and non-magnetized stars. *Astrophys. J.*, 806(1):10.
- [79] Maffei, S., Julien, K., Marti, P., and Calkins, M. (2020). Systematic investigation of the inverse cascade and flow speeds in rapidly rotating Rayleigh–Bénard convection. *J. Fluid Mech.*, XXX:Submitted.
- [80] Marti, P., Calkins, M., and Julien, K. (2016). A computationally efficient spectral method for modeling core dynamics. *Geochemistry, Geophysics, Geosystems*, 17(8):3031–3053.
- [81] Maxworthy, T. and Narimousa, S. (1994). Unsteady, turbulent convection into a homogeneous, rotating fluid, with oceanographic applications. *J. Phys. Ocean.*, 24(5):865–887.
- [82] McWilliams, J. (2006). *Fundamentals of Geophysical Fluid Dynamics*. [Cambridge], Cambridge University Press.
- [83] Pandey, A., Scheel, J., and Schumacher, J. (2018). Turbulent superstructures in Rayleigh–Bénard convection. *Nature Comm.*, 9(1):2118.
- [84] Plumley, M. and Julien, K. (2019). Scaling laws in Rayleigh–Bénard convection. *Earth and Space Science*, 34:1–13.
- [85] Plumley, M., Julien, K., Marti, P., and Stellmach, S. (2016). The effects of Ekman pumping on quasi-geostrophic Rayleigh–Bénard convection. *J. Fluid Mech.*, 803:51–71.
- [86] Plumley, M., Julien, K., Marti, P., and Stellmach, S. (2017). Sensitivity of rapidly rotating Rayleigh–Bénard convection to Ekman pumping. *Phys. Rev. Fluids*, 2(9):094801.
- [87] Rieutord, M. and Rincon, F. (2010). The Sun’s supergranulation. *Living Reviews in Solar Physics*, 7(1):2.
- [88] Roberts, P. H. and King, E. M. (2013). On the genesis of the Earth’s magnetism. *Rev. Prog. Phys.*, 76.
- [89] Rossby, H. (1969). A study of Bénard convection with and without rotation. *J. Fluid Mech.*, 36(2):309–335.
- [90] Sakievich, P., Peet, Y., and Adrian, R. (2016). Large-scale thermal motions of turbulent rayleigh–bénard convection in a wide aspect-ratio cylindrical domain. *International Journal of Heat and Fluid Flow*, 61:183–196.
- [91] Soderlund, K., King, E., and Aurnou, J. (2012). The influence of magnetic fields in planetary dynamo models. *Earth Planet. Sci. Lett.*, 333:9–20.
- [92] Soderlund, K., Schmidt, B., Wicht, J., and Blankenship, D. (2014). Ocean-driven heating of Europa’s icy shell at low latitudes. *Nature Geosci.*, 7(1):16–19.
- [93] Sparrow, E., Goldstein, R., and Jonsson, V. (1964). Thermal instability in a horizontal fluid layer: Effect of boundary conditions and non-linear temperature profile. *J. Fluid Mech.*, 18(4):513–528.
- [94] Spiegel, E. (1963). A generalization of the mixing-length theory of turbulent convection. *Astrophys. J.*, 138:216.
- [95] Spiegel, E. A. (1971). Convection in stars i. basic boussinesq convection. *Ann. Rev. Astron. Astrophys.*, 9(1):323–352.

- [96] Sprague, M., Julien, K., Knobloch, E., and Werne, J. (2006). Numerical simulation of an asymptotically reduced system for rotationally constrained convection. *J. Fluid Mech.*, 551:141–174.
- [97] Stellmach, S. and Hansen, U. (2004). Cartesian convection driven dynamos at low Ekman number. *Phys. Rev. E*, 70(5):056312.
- [98] Stevens, R. J. A. M., van der Poel, E. P., Grossmann, S., and Lohse, D. (2013). The unifying theory of scaling in thermal convection: the updated prefactors. *J. Fluid Mech.*, 730:295–308.
- [99] Stevenson, D. (1979). Turbulent thermal convection in the presence of rotation and a magnetic field: A heuristic theory. *Geophys. Astrophys. Fluid Dyn.*, 12:139–169.
- [100] Verma, M. (2018). *Physics of Buoyant Flows: From Instabilities to Turbulence*. World Scientific.
- [101] Vogt, T., Horn, S., and Aurnou, J. (2020). Thermal-inertial oscillatory flows in liquid metal rotating convection. *J. Fluid Mech.*, XX(XX):XX.
- [102] Vogt, T., Horn, S., Grannan, A., and Aurnou, J. (2018). Jump rope vortex in liquid metal convection. *Proc. Natl. Acad. Sci. USA*, 115(50):12674–12679.
- [103] Von Hardenberg, J., Parodi, A., Passoni, G., Provenzale, A., and Spiegel, E. (2008). Large-scale patterns in rayleigh–bénard convection. *Physics Letters A*, 372(13):2223–2229.
- [104] Weiss, S. and Ahlers, G. (2011). Heat transport by turbulent rotating Rayleigh–Bénard convection and its dependence on the aspect ratio. *J. Fluid Mech.*, 684:407–426.
- [105] Wood, T., Garaud, P., and Stellmach, S. (2013). A new model for mixing by double-diffusive convection (semi-convection). ii. The transport of heat and composition through layers. *Astrophys. J.*, 768(2):157.
- [106] Zhang, K. and Liao, X. (2017). *Theory and Modeling of Rotating Fluids: Convection, Inertial Waves and Precession*. Cambridge University Press.
- [107] Zhong, J., Li, H., and Wang, X. (2017). Enhanced azimuthal rotation of the large-scale flow through stochastic cessations in turbulent rotating convection with large Rossby numbers. *Phys. Rev. Fluids*, 2(4):044602.
- [108] Zhong, J., Stevens, R., Clercx, H., Verzicco, R., Lohse, D., and Ahlers, G. (2009). Prandtl-, Rayleigh-, and Rossby-number dependence of heat transport in turbulent rotating Rayleigh–Bénard convection. *Phys. Rev. Lett.*, 102(4):044502.
- [109] Zhu, X., Mathai, V., Stevens, R., Verzicco, R., and Lohse, D. (2019). Reply to “Absence of evidence for the ultimate regime in two-dimensional Rayleigh–Bénard convection”. *Phys. Rev. Lett.*, 123(25):259402.
- [110] Zürner, T., Schindler, F., Vogt, T., Eckert, S., and Schumacher, J. (2019). Combined measurement of velocity and temperature in liquid metal convection. *J. Fluid Mech.*, 876:1108–1128.