

# Noise-Resistant Floquet Geometric Quantum Computation

Yuan-Sheng Wang,<sup>1,2</sup> Bao-Jie Liu,<sup>1</sup> Shi-Lei Su,<sup>3</sup> and Man-Hong Yung<sup>1,4,5,6,\*</sup>

<sup>1</sup>Department of Physics, Southern University of Science and Technology, Shenzhen 518055, China

<sup>2</sup>School of Physical Sciences, University of Science and Technology of China, Hefei 230026, China

<sup>3</sup>School of Physics, Zhengzhou University, Zhengzhou 450001, China

<sup>4</sup>Shenzhen Institute for Quantum Science and Engineering,

Southern University of Science and Technology, Shenzhen 518055, China

<sup>5</sup>Guangdong Provincial Key Laboratory of Quantum Science and Engineering,  
Southern University of Science and Technology, Shenzhen 518055, China

<sup>6</sup>Shenzhen Key Laboratory of Quantum Science and Engineering,  
Southern University of Science and Technology, Shenzhen, 518055, China

(Dated: November 26, 2021)

Non-adiabatic geometric quantum computation (NGQC) provides a promising way for implementing robust quantum gate operation. However, NGQC has no obvious advantage over the dynamical scheme in dealing with control errors. Here, we show a new geometric scheme, called Floquet geometric quantum computation (FGQC), in which error-resistant geometric gates based on periodically driven two-level systems can be constructed via a new non-Abelian geometric phase proposed in recent work [V. Novičenko *et al*, Phys. Rev. A **100**, 012127 (2019)]. Moreover, we propose a practical implementation of single- and two-qubit FGQC gates using Rydberg atoms. In addition, we numerically simulate our geometric gates in the presence of Rabi error by using the recent experimental parameters, the results show that the FGQC gate is more robust over NGQC and dynamical gate (DG). Consequently, our work makes an important step towards robust geometric quantum computation.

## I. INTRODUCTION

Quantum computations is capable of solving certain problems much more effective than classical computations, such as quantum simulations [1, 2], prime factoring [3–5], searching unsorted data [6] and machine learning [7–9]. High fidelity universal gates for quantum bits form an essential ingredient of quantum computation and quantum information processing. One promising approach towards this goal is to use geometric phases [10–13] which have widely attracted attentions because geometric phases depend only on the global properties of the evolution trajectories, and thus have built-in noise-resilient features against certain local noises [14–18].

The early applications of geometric quantum computation (GQC) are dependent on adiabatic quantum evolution to suppress transitions between different instantaneous eigenstates of Hamiltonian [19–23], these adiabatic gates operate slowly compared to the dynamical time scale, they become vulnerable to decoherence effects that may lead to loss of coherence. To overcome the dilemma between the limited coherence times and the long duration of adiabatic evolution, non-adiabatic geometric quantum computation (NGQC) [24–30] and non-adiabatic holonomic quantum computation (NHQC) [31–44] based on non-adiabatic Abelian and non-Abelian geometric gate [11, 13] have been proposed. Due to its intrinsic noise-resistance features and high-speed in implementation, NGQC has attracted considerable interests [27, 31, 34, 45–71] and has been experimentally demonstrated with nuclear magnetic resonance [45, 46], superconducting circuits [47–51, 72–74] and nitrogen-vacancy centers in diamond [52–57]. However, these non-adiabatic gates require the driving pulses

to satisfy the restrictive conditions, reducing the robustness of the resulting geometric gates against control errors [41–44].

In this paper, we propose a new scheme, called Floquet geometric quantum computation (FGQC), in which error-resistant geometric gates can be constructed via a new non-Abelian geometric phase with periodically driven systems proposed in a recent work [75]. More importantly, we propose a practical model to realize universal geometric gates including single- and two-qubit FGQC gates in Rydberg atom system. In addition, we analytically investigate the robustness of FGQC against control error using a perturbation method. Numerical simulation of our geometric gate in the presence of Rabi error using the recent experimental parameters shows that FGQC gate is more robust over NGQC and DG [24–30].

The paper is organized as follows. In Sec. II, we introduce the general theory of GQC and FGQC. In Sec. III, a practical implementation of single- and two-qubit gate using Rydberg atoms is studied concretely based on the proposed theory in Sec. II. In Sec. III B we analytically demonstrate the robustness of FGQC against global control error. The concluding Sec. IV summarize the findings.

## II. GENERAL THEORY

### A. General model of geometric quantum computation

Consider a quantum system which is exposed to Hamiltonian  $H(t)$ , for any set of complete basis vectors  $\{|\psi_\alpha(0)\rangle\}$  at  $t = 0$ , the unitary temporal evolution operator reads  $U(t, 0) = \mathcal{T}e^{-i\int_0^t H(t')dt'} = \sum_\alpha |\psi_\alpha(t)\rangle\langle\psi_\alpha(0)|$ , where  $\mathcal{T}$  is the time-ordering operator and the time-dependent state  $|\psi_\alpha(t)\rangle = \mathcal{T}e^{-i\int_0^t H(t')dt'}|\psi_\alpha(0)\rangle$ , follows the Schrödinger

\* yung@sustech.edu.cn

equation. Now, at each moment of time, we can always choose a different set of time-dependent basis,  $\{|\mu_\alpha(t)\rangle\}$ , which satisfies the boundary conditions at  $t = 0$  and  $t = \tau$ :

$$|\mu_\alpha(\tau)\rangle = |\mu_\alpha(0)\rangle = |\psi_\alpha(0)\rangle, \quad (1)$$

the time evolution state can be written as  $|\psi_\alpha(t)\rangle = \sum_\beta c_{\alpha\beta}(t)|\mu_\beta(t)\rangle$ , inserting this expression into Schrödinger equation, we have

$$\frac{d}{dt}c_{\alpha\beta}(t) = i \sum_\gamma [A_{\alpha\gamma}(t) - H_{\alpha\gamma}(t)]c_{\gamma\beta}(t) \quad (2)$$

where  $H_{\alpha\beta}(t) = \langle\mu_\alpha(t)|H(t)|\mu_\beta(t)\rangle$  and  $A_{\alpha\beta}(t) = \langle\mu_\alpha(t)|i\partial_t|\mu_\beta(t)\rangle$ , which can be combined to form an effective Hamiltonian:  $H_{\text{eff}}(t) = R^\dagger(t)[H(t) - id/dt]R(t)$ , with  $R(t) = \sum_\alpha |\mu_\alpha(t)\rangle\langle\mu_\alpha(0)|$ . Consider any unitary once differentiable operator  $V(t)$  which satisfy boundary condition  $V(\tau) = V(0)$ , the operator  $A(t)$  transforms as a proper gauge potential under the basis change:  $|\mu_\alpha(t)\rangle \rightarrow \sum_\gamma |\mu_\gamma(t)\rangle V_{\alpha\gamma}(t)$ , it means that  $A(t)$  is a gauge potential, and  $A(t)$  will, in general, contribute a non-Abelian geometric phase to the temporal evolution operator  $U(\tau, 0)$ .

For a geometric quantum computation scenario, the dynamical phase should be eliminated through engineering  $H(t)$  and ancillary basis  $\{|\mu_\alpha(t)\rangle\}$ . If the effective Hamiltonian is always diagonal in the initial basis, we have:  $A_{\alpha\beta}(t) - H_{\alpha\beta}(t) = \delta_{\alpha\beta}[A_{\alpha\alpha}(t) - H_{\alpha\alpha}(t)]$ , the time evolution operator then can be written as

$$U(t, 0) = \sum_\alpha e^{i\phi_\alpha(t)} |\mu_\alpha(t)\rangle\langle\mu_\alpha(0)| \quad (3)$$

where  $\phi_\alpha(t) = \int_0^t dt' [A_{\alpha\alpha}(t') - H_{\alpha\alpha}(t')]$  is the sum of the geometric and dynamical phases. In NHQC [32, 33] they imposed the parallel transport conditions  $\langle\mu_\alpha(t)|H(t)|\mu_\alpha(t)\rangle = 0$  to the Hamiltonian to remove the dynamical phases, while in NHQC+ [31] scenario we replace the parallel transport condition with a more wilder condition:  $\int_0^\tau dt \langle\mu_\alpha(t)|H(t)|\mu_\alpha(t)\rangle = 0$  at the end of the cyclic evolution, which makes it possible for NHQC+ to be compatible with most of the optimization schemes.

## B. Offsetting the dynamical phase using part of the geometric phase

In this subsection, we will introduce another way to implement geometric quantum computation in which the dynamical phase is offset by a part of the geometric phases.

Consider a set of ancillary states  $\{|\mu_\alpha(t)\rangle\}$  which are dependent on two time-varying parameters:  $\lambda_1(t)$  and  $\lambda_2(t)$ , then  $|\mu_\alpha(t)\rangle = R(\lambda)|\mu_\alpha(0)\rangle$ ,  $A_{\alpha\beta}(t) = A_{\alpha\beta}^{(\lambda_1)}(t) + A_{\alpha\beta}^{(\lambda_2)}(t)$ , where  $\lambda(t) = (\lambda_1(t), \lambda_2(t))^T$  and

$$A_{\alpha\beta}^{(\lambda_j)}(t) = \dot{\lambda}_j(t) \langle\mu_\alpha(\lambda)|i\frac{\partial}{\partial\lambda_j}|\mu_\beta(\lambda)\rangle, \quad (4)$$

that is we can divided gauge potential into two parts, if one of which equals to the dynamical part of effective Hamiltonian:  $A_{\alpha\beta}^{(\lambda_1)}(t) = H_{\alpha\beta}(t)$ , then the time-evolution operator is governed by part of the gauge potential  $A_{\alpha\beta}^{(\lambda_2)}(t) = A_{\alpha\beta}(t) - H_{\alpha\beta}(t)$ . For example, consider  $R(\lambda) = e^{X(\lambda)}$ , then

$$A_{\alpha\beta}^{(\lambda_1)}(t) = \langle\mu_\alpha(\lambda)|[i\dot{\lambda}_1(t)\frac{\partial X(\lambda)}{\partial\lambda_1}]|\mu_\beta(\lambda)\rangle, \quad (5)$$

setting  $H(t) = i\dot{\lambda}_1(t)\frac{\partial X(\lambda)}{\partial\lambda_1}$ ,  $H_{\alpha\beta}(t)$  will be cancelled out with  $A_{\alpha\beta}^{(\lambda_1)}(t)$ . The operator  $A^{(\lambda_2)}(t)$  transforms as a gauge potential under the change  $|\mu_\alpha(t)\rangle \rightarrow \sum_\beta |\mu_\beta(t)\rangle V'_{\alpha\beta}(\lambda_2)$ , where  $V'(\lambda_2(t))$  is any once differentiable operator such that  $V'(\lambda_2(\tau)) = V'(\lambda_2(0))$ .

For a more specific example, consider  $X(t)$  which is of the following form

$$X(\lambda(t)) = -iF(\lambda_1(t))H_0(\lambda_2(t)), \quad (6)$$

where  $F(\lambda_1)$  is a  $\lambda_1$ -dependent real function,  $H_0(\lambda_2)$  is a  $\lambda_2$ -dependent hermitian operator. To cancel out the dynamical part of effective Hamiltonian, we should choose  $H(t) = i\dot{\lambda}_1(t)\frac{\partial X}{\partial\lambda_1} = \dot{\lambda}_1(t)\frac{\partial F(\lambda_1)}{\partial\lambda_1}H_0(\lambda_2)$ , which result in a pure geometric effective Hamiltonian  $H_{\text{eff}}(t) = A^{(\lambda_2)}(t) = \dot{\lambda}_2(t)R^\dagger(\lambda)i\partial_{\lambda_2}R(\lambda)$ , Eq. (2) then can be simplified into

$$\frac{d}{dt}c_{\alpha\beta}(t) = i \sum_\gamma A_{\alpha\gamma}^{(\lambda_2)}(t)c_{\gamma\beta}(t), \quad (7)$$

the formal solution of Eq. (7) reads:  $c(t) = \mathcal{T} \exp\left[\int_0^t A^{(\lambda_2)}(t')dt'\right]$ . Using the cyclic condition  $|\mu_\alpha(\tau)\rangle = |\mu_\alpha(0)\rangle$  and the definition of  $c_{\alpha\beta}(t)$ , we have  $|\psi_\alpha(\tau)\rangle = \sum_\beta c_{\alpha\beta}(\tau)|\mu_\beta(0)\rangle$ , which indicates that  $c(\tau)$  is just the transformation matrix from initial states to final states. Hence, the temporal evolution operator reads:

$$U(\tau, 0) = c(\tau) = \mathcal{T} e^{\int_0^\tau A^{(\lambda_2)}(t')dt'}, \quad (8)$$

this cyclic unitary time-evolution operator is geometric since only a gauge potential  $A^{(\lambda_2)}(t)$  attributes to it.

## C. Floquet geometric quantum computation

The FGQC scenario is a special case of the scheme described in Sec. II B, it applies to a driven system with the following Hamiltonian

$$H(t) = f(\lambda_1(t))H_0(\lambda_2(t)), \quad (9)$$

where  $f(\lambda_1 + T) = f(\lambda_1)$  is a periodic real function with period  $T$  and  $\int_0^T f(\lambda_1)d\lambda_1 = 0$ . As we have mentioned in the above subsection, to offset the dynamical phase by a part of the geometric phase, one should choose  $R(\lambda) = e^{X(\lambda)}$ , where  $X(\lambda)$  is given by (6) and  $F(\lambda_1)$  is the primitive function of  $f(\lambda_1)$ .

Using the condition  $\int_0^T f(\lambda_1) d\lambda_1 = 0$ , it is readily to verify that  $F(\lambda_1)$  is also periodic with period  $T$ , so are both  $R(\lambda)$  and  $A^{(\lambda_2)}(\lambda_1, t)$ . One can expand  $A^{(\lambda_2)}(\lambda_1, t)$  and  $c(\lambda_1, t)$  in a complete set of basis of the  $\lambda_1$  parameter space:  $\{e^{il\omega\lambda_1} | l \in \mathbb{Z}\}$ , with which Eq. (7) can be recast into

$$\frac{d}{dt} c_{\alpha\beta}^{(k)}(t) = \sum_{\gamma; m} i H_{\alpha, \gamma; k, m}^F(t) c_{\gamma\beta}^{(m)}(t), \quad (10)$$

when  $\lambda_1(t) = \omega t$ , we have

$$H_{\alpha, \gamma; k, m}^F(t) = A_{\alpha\gamma}^{(\lambda_2; k-m)}(t) - k\omega \delta_{km} \delta_{\alpha\gamma}, \quad (11)$$

they are the matrix elements of the operator  $H^F(t) \equiv A^{(\lambda_2)}(\lambda_1, t) - i\partial_{\lambda_1}$ , with  $A_{\alpha\gamma}^{(\lambda_2; k-m)}(t) = \frac{1}{2\pi} \int_0^{2\pi} A_{\alpha\gamma}^{(\lambda_2)}(\lambda_1, t) e^{-i(k-m)\lambda_1} d\lambda_1$ .

It is readily to see that  $|\tilde{l}\rangle = e^{il\omega\lambda_1}$  are the eigenbasis of operator  $i\partial_{\lambda_1}$  with eigenvalues  $-\lambda\omega$ , these eigenvalues do not change when we vary the time  $t$ , they hence form bands which are referred to as Floquet bands [75]. In other words, the  $i\partial_{\lambda_1}$  is diagonal for basis  $|\tilde{l}\rangle$ . The operator  $A^{(\lambda_2)}(\lambda_1, t)$  in general is not diagonal for this basis, the off-diagonal terms describe the coupling between different Floquet bands. However, according to Eq. (4),  $A_{\alpha\gamma}^{(\lambda_2; m)}(t)$  is proportional to  $\lambda_2(t)$ , if  $\lambda_2(t)$  changes slowly in time and  $\lambda_1(t)$  is a fast time-varying argument such that  $A_{\alpha\gamma}^{(\lambda_2; m)}(t) \ll k\omega$ , we may ignore all terms of  $H^F(t)$  with  $k \neq m$ , that is

$$H_{\alpha, \gamma; k, m}^F(t) \approx [A_{\alpha\gamma}^{(\lambda_2; k-m)}(t) - k\omega \delta_{\alpha\gamma}] \delta_{km}, \quad (12)$$

in analogy to the conventional adiabatic approximation, this is the adiabatic approximation of Floquet band. Using Eq. (12), one will obtain the approximate solution of Eq. (10):

$$U(\tau, 0) = c(\tau) \approx \mathcal{T} e^{i \int_0^\tau A^{(\lambda_2; 0)}(t) dt}, \quad (13)$$

where  $A^{(\lambda_2; 0)}(t) = [1/(2\pi)] \int_0^{2\pi} A^{(\lambda_2)}(\theta, t) d\theta$ . Comparing with (8),  $A^{(\lambda_2)}(\theta, t)$  is replaced with an averaged quantity  $A^{(\lambda_2; 0)}(t)$ , which can be interpreted as a gauge potential result from the adiabatic motion in a single degenerate Floquet band, that's why we call it Floquet geometric quantum computation scenario.

### III. PHYSICAL REALIZATION USING RYDBERG ATOM

The Rydberg atoms provides an appealing experimental platform for the implementation of quantum computation since its long coherence time [76, 77]. In this section, we apply the proposed theory into Rydberg atom platform to construct single- and two-qubit gates, respectively. (It should be mentioned that our theory can be applied into many platforms, we just use Rydberg atom to show the feasibility.)

#### A. Implementation of single qubit gates

Consider a Rydberg atom with long-lived clock states encoding  $|0\rangle$  and  $|1\rangle$  [78] which is driven by a microwave pulse

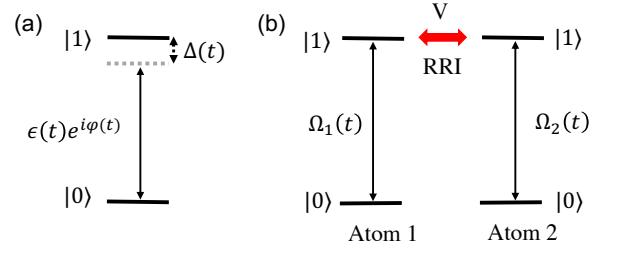


FIG. 1. (a) Setup for two-level Rydberg atom. The two-level system is driven off-resonantly with time-dependent detuning  $\Delta(t)$ , Rabi frequency  $\epsilon(t)$  and phase  $\varphi(t)$ . (b) Illustration of the control of two-qubit gate based on RRI between two identical two-level Rydberg atoms,  $V$  denotes the RRI strength. For the individual Rydberg atoms, a resonant microwave pulse with Rabi frequency  $\Omega_\alpha$  is applied to facilitate the transition  $|0\rangle \rightarrow |1\rangle$ .

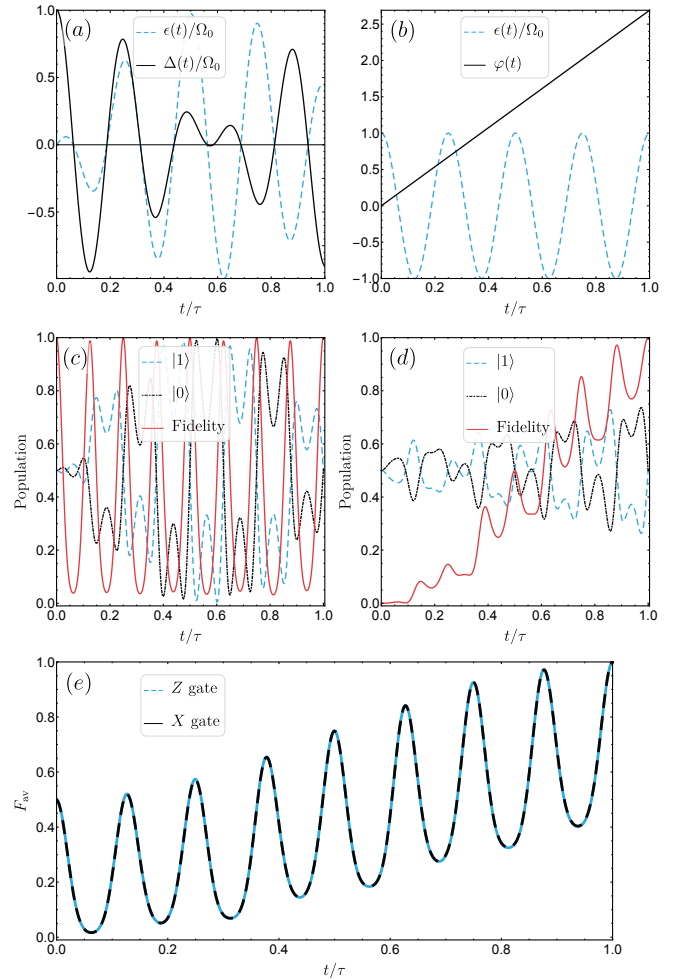


FIG. 2. (a) The Rabi frequency  $\epsilon(t)$  (blue dashed line) and detuning  $\Delta(t)$  (black solid line) for the numerical simulation of X gate using FGQC. (b) The Rabi frequency  $\epsilon(t)$  (blue dashed line) and phase  $\varphi(t)$  (black solid line) for the numerical simulation of Z gate using FGQC. The temporal evolution of populations (blue dashed line for state  $|1\rangle$ , black dotted line for state  $|0\rangle$ ) and fidelities (red solid line) with a given initial state  $|\psi(0)\rangle = (1/\sqrt{2})(|1\rangle + |0\rangle)$  for FGQC X gate (c) and Z gate (d). (e) The temporal evolution of gate fidelities for X (black solid line) and Z gate (blue dashed line).

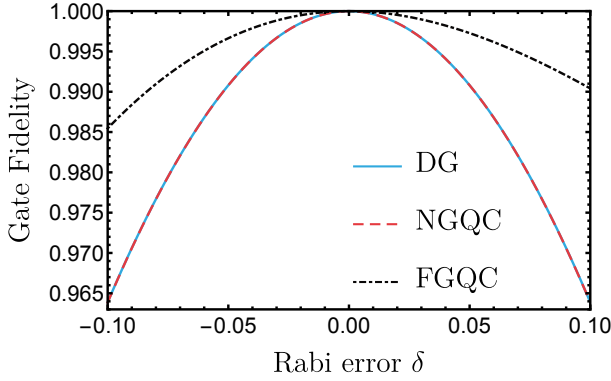


FIG. 3. Fidelities of Z gate versus amplitude of error on Rabi frequency (without considering decoherence in the simulation), results of three different protocols are shown: DG (blue thick line), NGQC (orange dashed line) and FGQC (green dot-dashed line).

to realize the transitions of  $|0\rangle \leftrightarrow |1\rangle$  with detuning  $\Delta(t)$  and Rabi frequency  $\epsilon(t)$  with phase  $\varphi(t)$  as shown in Fig. 1 (a). In the rotating frame, by using the rotating wave approximation, this two-level Rydberg atom interacting with the microwave pulse is described by the a time-dependent Hamiltonian

$$H(t) = \frac{\Delta(t)}{2}\sigma_z + \frac{\epsilon(t)}{2}(\cos\varphi(t)\sigma_x + \sin\varphi(t)\sigma_y). \quad (14)$$

Taking  $|0\rangle, |1\rangle$  as the computational basis, we aim to realize an arbitrary one-qubit nonadiabatic geometric gate,

$$U(\tau, 0) = e^{i\gamma\mathbf{F}\cdot\mathbf{n}} \quad (15)$$

where  $\mathbf{F} = \frac{1}{2}(\sigma_x, \sigma_y, \sigma_z)^T$ ,  $\mathbf{n} = (\sin\theta\cos\phi, \sin\theta\sin\phi, \cos\theta)$  is an arbitrary unit vector and  $\gamma$  is an arbitrary phase with the geometric feature. Eq. (15) describes a rotational operation around the axis  $\mathbf{n}$  by a angle  $\gamma$ . If we choose pulse shapes of the following form:

$$\Delta(t) = \Delta_0(t)\cos(\omega t + \theta_0) \quad (16)$$

$$\epsilon(t) = \epsilon_0(t)\cos(\omega t + \theta_0), \quad (17)$$

where  $\omega$  and  $\theta_0$  are time-independent parameters,  $\Delta_0(t)$  and  $\epsilon_0(t)$  are in general time-dependent real functions. The Hamiltonian then can be rewritten as

$$H(t) = \cos(\omega t + \theta_0)\mathbf{F}\cdot\mathbf{r}(t) \quad (18)$$

where  $\mathbf{r}(t) = (\epsilon_0(t)\cos\varphi(t), \epsilon_0(t)\sin\varphi(t), \Delta_0(t))^T$ . Eq. (18) has the same form as Eq. (9) if  $\lambda_1(t) = \omega t + \theta_0$ ,  $f(\lambda_1(t)) = \cos[\lambda_1(t)]$  and  $H_0(t) = \mathbf{F}\cdot\mathbf{r}(t)$ . According to Eq. (6), for a FGQC scenario, the ancillary basis is given by the transformation:  $R(\omega t, t) = \exp[-i\frac{\sin(\omega t + \theta_0)}{\omega}\mathbf{F}\cdot\mathbf{r}(t)]$ , this transformation will result in the following approximated effective Hamiltonian

$$A^{(\lambda_2;0)}(t) = \Omega(t)[1 - J_0(|\mathbf{r}(t)|/\omega)]\mathbf{F}\cdot\mathbf{n}(t) \quad (19)$$

where  $\Omega(t)\mathbf{n}(t) \equiv \mathbf{r}(t) \times \dot{\mathbf{r}}(t)/|\mathbf{r}(t)|^2$  with  $\mathbf{n}(t)$  a unit vector,  $J_0(a)$  is the zero-order Bessel function. If vectors  $\mathbf{r}$

and  $\dot{\mathbf{r}}$  are always stay on a fixed plane, then  $\mathbf{n}(t)$  does not change and the effective Hamiltonian (19) at different time will be commutable with each other, the time evolution operator (13) can be simplified into  $U(\tau, 0) = \exp[i\gamma(\tau)\mathbf{F}\cdot\mathbf{n}(t)]$  with  $\gamma(\tau) = \int_0^\tau dt\Omega(t)[1 - J_0(|\mathbf{r}(t)|/\omega)]$ , this expression of  $U(\tau, 0)$  has the same form as (15). As  $\mathbf{n}$  and  $\gamma(\tau)$  can take any value, we can implement universal single-qubit gate using FGQC scenario.

Any quantum task will inevitably be affected by environment-induced decoherence. To realistically evaluate the performance of FGQC gates, we here simulate the noisy gate operation by using the master equation:

$$\frac{d\rho(t)}{dt} = -i[H(t), \rho(t)] + \sum_{i=1}^2 \mathcal{L}_i[\rho(t)] \quad (20)$$

where  $H(t)$  is the ideal Hamiltonian,  $\mathcal{L}_i[\rho] = \gamma_i[A_i\rho A_i^\dagger - (1/2)\{A_i^\dagger A_i, \rho\}]$  is the Lindblad superoperator which acts the on density matrix  $\rho$  of the quantum system,  $\{a, b\} = ab + ba$  is the anticommutator. For the case of a two-level Rydberg atom, the incoherent processes, include decay and dephasing:  $A_1 = \sigma_-$ ,  $A_2 = \sigma_z$ , with  $\sigma_-$  the spin ladder operator and  $\sigma_z$  the Pauli  $z$  matrix,  $\gamma_1$  and  $\gamma_2$  are thus the decay and dephasing rate respectively.

Here we take Z gate and X gate as examples, the decay and dephasing rate are choosen as  $\gamma_1 = 8$  Hz and  $\gamma_2 = 80$  Hz respectively. To implement a single-qubit Z gate using FGQC, we choose  $\Delta_0(t) = 0$ ,  $\epsilon_0(t) = \Omega_0$  and  $\varphi(t) = Nt$ , with  $\Omega_0$  and  $N$  are real constants which satisfy  $N[1 - J_0(|\mathbf{r}(t)|/\omega)] = \pi$ , here  $|\mathbf{r}(t)| = \Omega_0$ , the pulse shapes are shown in Fig. 2 (a). In deriving the effective time evolution operator Eq. (13), we have used the condition  $A_{\alpha\gamma}^{(\lambda_2;m)}(t) \ll k\omega$ , this condition here implies  $\omega \gg N$ . Before determining the parameters, we assume  $L \equiv \omega/N = 9.34$  is a constant and define  $x = \omega/\Omega_0$ , then we have

$$N[1 - J_0(\Omega_0/\omega)] = \frac{\Omega_0}{L}x[1 - J_0(1/x)], \quad (21)$$

note that the maximum value of  $g(x) \equiv x[1 - J_0(1/x)]$  is at position  $x_{\text{opt}} \approx 0.363$  with  $g(x_{\text{opt}}) \approx 0.423$ , we therefore set  $\omega/\Omega_0 = x_{\text{opt}}$ . In the simulation, we use experimental feasible parameters:  $\tau = 300$  ns,  $\omega = 8\pi/\tau \approx 2.01$  MHz,  $\Omega_0 = \omega/x_{\text{opt}} \approx 5.55$  MHz,  $N = \omega/L \approx 0.215$  MHz. For the X gate, we set  $\epsilon_0(t) = \Omega_0 \sin Mt$ ,  $\Delta_0(t) = \Omega_0 \cos Mt$ ,  $\varphi(t) = \pi/2$ , with  $M = N$  a real time-independent constants. The corresponding pulse shapes are shown in Fig. 2 (b). Other parameters are the same as Z gate. In Fig. 2 (c) and (d), for X and Z gate respectively, we show the temporal evolution of state populations for  $|0\rangle$  and  $|1\rangle$  with a given initial state  $|\psi(0)\rangle = (1/\sqrt{2})(|1\rangle + |0\rangle)$ , the corresponding fidelities of target states and temporal evolution states are also shown in these figures which final values at  $\tau$  are:  $F_X(\tau) \approx 0.9986$  and  $F_Z(\tau) \approx 0.9990$ . We have also investigated the gate fidelity of FGQC X and Z gate defined by  $F = (1/2\pi)\int_0^{2\pi} \langle\psi_I|\rho|\psi_I\rangle d\Theta$  for initial states of the form  $|\psi\rangle = \cos\Theta|0\rangle + \sin\Theta|1\rangle$ , where a total of 101 different values of  $\Theta$  were uniformly chosen in the range  $[0, 2\pi]$ , the



results are shown in Fig. 2 (e), the gate fidelities at  $\tau$  are  $F_{X,\text{gate}} \approx 0.9993$  and  $F_{Z,\text{gate}} \approx 0.9992$  for X and Z gate respectively.

We also evaluate the robustness of FGQC against static control errors through simulating a Z gate in the presence of the global control error. The corresponding Hamiltonian has the following form

$$H'(t) = (1 + \delta)H(t) \quad (22)$$

where  $H(t)$  is the error-free Hamiltonian,  $\delta$  represents the amplitude of error. We show the gate fidelity versus  $\delta$  in Fig. 3, it is readily to see that FGQC scenario is more robust than standard dynamical scenario and NGQC scenario in dealing with global control errors.

### B. Theoretical Robustness analysis of FGQC

Since only a gauge potential  $A^{(\lambda_2;0)}(t)$  attribute to the cyclic unitary evolution operator (13), FGQC is a geometric scenario. However, as we have demonstrated in Ref. [44], a geometric scenario is not necessarily error-resistant. Here we will demonstrate that the FGQC is an error-resistant GQC scenario. To make it clear, we consider a quantum system subject to global control error, the corresponding Hamiltonian is given by Eq. (22). Given an initial state  $|\psi_m(0)\rangle$ , the corresponding time evolution state reads  $|\psi'_m(\tau)\rangle = U'(\tau, 0)|\psi_m(0)\rangle$  with  $U'(\tau, 0) = \mathcal{T} \exp[i \int_0^\tau dt (A^{(\lambda_2)}(\omega t, t) - \delta H(\omega t, t))]$ , normally  $\delta$  is a small quantity in experiment, it is reasonable to assume  $\delta H_{\alpha\gamma}(t) \ll k\omega$ , similar to the derivation of Eq. (13), we can express  $U'(\tau, 0)$  approximately as

$$U'(\tau, 0) \approx \mathcal{T} e^{i \int_0^\tau [A^{(\lambda_2;0)} - \delta H^{(0)}(t)] dt} \quad (23)$$

where  $H^{(0)}(t) = (1/2\pi) \int_0^{2\pi} H(\theta, t) d\theta$ , then using perturbation theory up to  $\mathcal{O}(\delta)$ :

$$|\psi'_m(\tau)\rangle = |\psi_m(\tau)\rangle - \delta \cdot i \sum_n |\psi_n(\tau)\rangle Q_{nm}(\tau) + \mathcal{O}(\delta^2) \quad (24)$$

where  $|\psi_m(\tau)\rangle = U(\tau, 0)|\psi_m(0)\rangle$  is the ideal time evolution state and  $Q_{nm}(t) = \int_0^t dt' \langle \psi_n(t') | H^{(0)}(t') | \psi_m(t') \rangle$ .

It is readily to see from Eq. (24) that to eliminate the second term at the right side,  $Q_{mn}(\tau)$  should equals to zero:

$$\int_0^\tau \langle \psi_n(t) | H^{(0)}(t) | \psi_m(t) \rangle dt = 0 \quad \forall m, n. \quad (25)$$

Eq. (25) maintain the robustness of FGQC against global control error to first order in  $\delta$ . In FGQC scenario,  $H^{(0)}$  is given by

$$H^{(0)}(t) = \bar{f}(\lambda_1) H_0(\lambda_2) \quad (26)$$

where  $\bar{f}(\lambda_1) = [1/(2\pi)] \int_0^{2\pi} f(\lambda_1) d\lambda_1$ , while  $\bar{f}(\theta)$  equals to zero by definition, then  $H^{(0)}(t) = 0$  and Eq. (25) is satisfied. Therefore, FGQC is robust against global control error.

### C. Two qubit gate

We have shown that an arbitrary one-qubit FGQC gate can be obtained by addressing an individual Rydberg atom with microwave pulse. To realize universal geometric quantum computation, a nontrivial two-qubit gate is needed beside one-qubit gates. We here demonstrate how to realize a nontrivial two-qubit FGQC gate by using the Rydberg-Rydberg interaction (RRI).

Consider two two-level Rydberg atoms with Rydberg-Rydberg interaction  $V$ , as shown in Fig. 1 (b). The  $\alpha$ th atom is resonantly driven by a microwave pulse to realize the transitions  $|0\rangle_\alpha \rightarrow |1\rangle_\alpha$ , with Rabi frequency  $\Omega_\alpha(t)$ . In the rotating frame, the Hamiltonian of the two-Rydberg-atom system reads [27]

$$H_{12} = H_1 \otimes \mathbb{I}_2 + \mathbb{I}_1 \otimes H_2 + V|11\rangle\langle 11|, \quad (27)$$

where  $H_\alpha = \Omega_\alpha(t)(|0\rangle_\alpha\langle 1| + |1\rangle_\alpha\langle 0|)$  is the single-atom Hamiltonian describing the interaction between the  $\alpha$ th atom and the microwave pulse,  $\mathbb{I}_\alpha$  denotes the identity operator acting on the  $\alpha$ th Rydberg atom.

To realize a non-trivial two-qubit gate, the Rabi frequencies of microwave pulses are taken as  $\Omega_1(t) = -\Omega_R(t) \cos(\phi/2)$ ,  $\Omega_2(t) = \Omega_R(t) \sin(\phi/2)$ , we have

$$H_{12}(t) = \Omega_R(t) (|B\rangle\langle 00| - |B'\rangle\langle 11| + \text{H.c.}) + V|11\rangle\langle 11|, \quad (28)$$

where  $|B\rangle = \sin(\phi/2)|01\rangle - \cos(\phi/2)|10\rangle$ ,  $|B'\rangle = \cos(\phi/2)|01\rangle - \sin(\phi/2)|10\rangle$ .

Further, taking a rotation  $U = \exp[-iVt|11\rangle\langle 11|]$ , then the two-atom Hamiltonian can be recast as

$$H_{\text{rot}}(t) = \Omega_R(t) (|B\rangle\langle 00| - |B'\rangle\langle 11| e^{-iVt}) + \text{H.c.} \quad (29)$$

If  $V \gg \Omega_R(t)$  the off-resonant terms are negligible, it means that the simultaneous excitation of two atoms from ground state two Rydberg states are inhibited. In this case

$$H_{\text{rot}}(t) \approx \Omega_R(t) |B\rangle\langle 00| + \text{H.c.} \quad (30)$$

According to Eq. (30), the effective Hamiltonian only affects subspace  $S = \text{Span}\{|B\rangle, |00\rangle\}$ , we therefore set  $S$  as computational space. Consider  $\Omega_R(t) = [\Omega_0/2] f(\omega t) \exp[i\varphi(t)]$  where  $\Omega_0$  is a real constant, both  $f(\omega t)$  and  $\varphi(t)$  are real functions, the Hamiltonian (30) can be rewritten as

$$H_{\text{rot}}(\omega t, t) = f(\omega t) \mathbf{F} \cdot \mathbf{r}'(t), \quad (31)$$

where  $\mathbf{F} \equiv (\tilde{\sigma}_x, \tilde{\sigma}_y, \tilde{\sigma}_z)^T/2$  and  $\mathbf{r}'(t) = \Omega_0(\cos \varphi(t), -\sin \varphi(t), 0)^T$  with  $\tilde{\sigma}_x \equiv |B\rangle\langle 00| + |00\rangle\langle B|$ ,  $\tilde{\sigma}_y \equiv -i|B\rangle\langle 00| + i|00\rangle\langle B|$ ,  $\tilde{\sigma}_z \equiv |B\rangle\langle B| - |00\rangle\langle 00|$ . To be more specific,  $f(\omega t) = \cos \omega t$ , then  $H_{\text{rot}}(\omega t, t) = \cos \omega t \mathbf{F} \cdot \mathbf{r}'(t)$ . To construct a FGQC gate, we should choose  $R(t) = \exp[-i\Omega_0 \sin \omega t \mathbf{F} \cdot \mathbf{r}'(t)/\omega]$ , which satisfies the boundary condition  $R(\tau) = R(0) = I$  if  $\omega\tau = k\pi, \forall k \in \mathbb{N}^+$ , the corresponding effective Hamiltonian reads

$$H_{\text{eff}}(t) = \dot{\varphi}(t) R^\dagger(t) (-i\partial/\partial\varphi) R(t). \quad (32)$$

Similar to the derivation of Eq. (13), if  $\omega \gg \dot{\varphi}(t)$ , then at  $t = \tau$ , the time evolution operator can be approximated as

$$U(\tau, 0) \approx \mathcal{T} e^{-i \int_0^\tau H_{\text{eff}}^{(0)}(t) dt}, \quad (33)$$

where  $H_{\text{eff}}^{(0)}(t) = [1 - J_0(\Omega_0/\omega)] \mathbf{F} \cdot (\mathbf{r}' \times \dot{\mathbf{r}}')/\Omega_0^2$ . If  $\varphi(t) = Nt$ , we have  $\mathbf{r}' \times \dot{\mathbf{r}}'/\Omega_0^2 = -N(0, 0, 1)^T$  and  $H_{\text{eff}}^{(0)}(t) = -N[1 - J_0(\Omega_0/\omega)]\hat{\sigma}_z/2$ .

In terms of the basis  $\{|00\rangle, |01\rangle, |10\rangle, |11\rangle\}$ , the matrix form of averaged effective Hamiltonian reads

$$H_{\text{eff}}^{(0)}(t) = C \cdot \begin{pmatrix} 0 & 0 & 0 & 0 \\ 0 & \cos^2\left(\frac{\phi}{2}\right) & \frac{-\sin\phi}{2} & 0 \\ 0 & \frac{-\sin\phi}{2} & \sin^2\left(\frac{\phi}{2}\right) & 0 \\ 0 & 0 & 0 & -1 \end{pmatrix}, \quad (34)$$

where  $C \equiv -(N/2)[1 - J_0(\Omega_0/\omega)]$ . The time evolution operator is given by

$$U(\tau, 0) = \begin{pmatrix} 1 & 0 & 0 & 0 \\ 0 & \frac{1}{2}(D_1 - D_2 \cos\phi) & \frac{1}{2}D_1 \sin\phi & 0 \\ 0 & \frac{1}{2}D_1 \sin\phi & \frac{1}{2}(D_1 + D_2 \cos\phi) & 0 \\ 0 & 0 & 0 & e^{i\alpha\tau} \end{pmatrix} \quad (35)$$

where  $D_1 = 1 + \exp(-iC\tau)$  and  $D_2 = 1 - \exp(-iC\tau)$ . It is readily to see that when  $e^{iC\tau} = -1$  and  $\phi = \pi/2$ , we have

$$U(\tau, 0) = \begin{pmatrix} 1 & 0 & 0 & 0 \\ 0 & 0 & 1 & 0 \\ 0 & 1 & 0 & 0 \\ 0 & 0 & 0 & -1 \end{pmatrix}. \quad (36)$$

this operation is something like SWAP gate since:

$$U(\tau, 0)|10\rangle = |01\rangle \quad (37)$$

$$U(\tau, 0)|01\rangle = |10\rangle, \quad (38)$$

this is an non-trivial two qubit gate which ensures that we can implement universal quantum computation using FGQC.

#### IV. CONCLUSION

We show a new geometric scheme, called Floquet geometric quantum computation (FGQC), in which error-resistant geometric gates based on periodically driven two-level systems

can be constructed via a new non-Abelian geometric phase proposed in recent work [75]. We also proposed a practical implementation of single- and two-qubit FGQC gate using Rydberg atoms. To numerically evaluate its realistic performance, we simulated X and Z gates in the presence of decoherence or global control error using recent experimental parameters. The noisy X and Z gate acting on a given initial state  $|\psi(0)\rangle = (1/\sqrt{2})(|1\rangle + |0\rangle)$  reached state fidelities as high as:  $F_X(\tau) \approx 0.9986$  and  $F_Z(\tau) \approx 0.9990$ , the gate fidelity for X and Z gate are  $F_{X,\text{gate}} \approx 0.9993$  and  $F_{Z,\text{gate}} \approx 0.9992$  respectively. Through comparing the numerical results of FGQC with NGQC and DG in the presence of global control errors, we found that the FGQC scenario is more robust over the other two. Furthermore, We analytically demonstrate that FGQC is robust against global control errors using perturbation method. FGQC is based on two-level system (TLS), compared with NHQC it has the advantage of not requiring complicated quantum control on a multi-level structure. Therefore, this work makes a step towards the experimental realization of noise-resistant quantum computation and quantum information processing.

#### ACKNOWLEDGMENTS

This work was supported by the Natural Science Foundation of Guangdong Province (Grant No.2017B030308003), the Key R&D Program of Guangdong province (Grant No. 2018B030326001), the Science, Technology and Innovation Commission of Shenzhen Municipality (Grant No.JCYJ20170412152620376 and No.JCYJ20170817105046702 and No.KYTDPT20181011104202253), the National Natural Science Foundation of China (Grant No.11875160, No.U1801661 and No.11905100), the Economy, Trade and Information Commission of Shenzhen Municipality (Grant No.201901161512), the Guangdong Provincial Key Laboratory(Grant No.2019B121203002).

- 
- [1] Richard P Feynman, "Simulating physics with computers," Int. J. Theor. Phys **21** (1999).  
 [2] Zhaokai Li, Hui Zhou, Chenyong Ju, Hongwei Chen, Wenqiang Zheng, Dawei Lu, Xing Rong, Changkui Duan, Xinhua Peng, and Jiangfeng Du, "Experimental realization of a compressed

- quantum simulation of a 32-spin ising chain," *Phys. Rev. Lett.* **112**, 220501 (2014).  
 [3] Lieven M. K. Vandersypen, Matthias Steffen, Gregory Breyta, Costantino S. Yannoni, Mark H. Sherwood, and Isaac L. Chuang, "Experimental realization of shor's quantum factoring

- algorithm using nuclear magnetic resonance,” *Nature* **414**, 883–887 (2001).
- [4] Nanyang Xu, Jing Zhu, Dawei Lu, Xianyi Zhou, Xinhua Peng, and Jiangfeng Du, “Quantum factorization of 143 on a dipolar-coupling nuclear magnetic resonance system,” *Phys. Rev. Lett.* **108**, 130501 (2012).
- [5] Enrique Martn-Lpez, Anthony Laing, Thomas Lawson, Roberto Alvarez, Xiao-Qi Zhou, and Jeremy L. O’Brien, “Experimental realization of shor’s quantum factoring algorithm using qubit recycling,” *Nature Photonics* **6**, 773–776 (2012).
- [6] Lov K. Grover, “Quantum mechanics helps in searching for a needle in a haystack,” *Phys. Rev. Lett.* **79**, 325–328 (1997).
- [7] Patrick Rebentrost, Masoud Mohseni, and Seth Lloyd, “Quantum support vector machine for big data classification,” *Phys. Rev. Lett.* **113**, 130503 (2014).
- [8] Zhaokai Li, Xiaomei Liu, Nanyang Xu, and Jiangfeng Du, “Experimental realization of a quantum support vector machine,” *Phys. Rev. Lett.* **114**, 140504 (2015).
- [9] Iris Cong, Soonwon Choi, and Mikhail D. Lukin, “Quantum convolutional neural networks,” *Nature Physics* **15**, 1273–1278 (2019).
- [10] Michael Victor Berry, “Quantal phase factors accompanying adiabatic changes,” *Proc. R. Soc. Lond. A* **392**, 45–57 (1984).
- [11] Y. Aharonov and J. Anandan, “Phase change during a cyclic quantum evolution,” *Phys. Rev. Lett.* **58**, 1593–1596 (1987).
- [12] Frank Wilczek and A. Zee, “Appearance of gauge structure in simple dynamical systems,” *Phys. Rev. Lett.* **52**, 2111–2114 (1984).
- [13] J. Anandan, “Non-adiabatic non-abelian geometric phase,” *Physics Letters A* **133**, 171 – 175 (1988).
- [14] Gabriele De Chiara and G. Massimo Palma, “Berry phase for a spin-1/2 particle in a classical fluctuating field,” *Physical Review Letters* (2003).
- [15] Zhu Shiliang and Paolo Zanardi, “Geometric quantum gates that are robust against stochastic control errors,” *Physical Review A* **72**, 656–665 (2005).
- [16] P. J. Leek, J. M. Fink, A. Blais, R. Bianchetti, M. Göppl, J. M. Gambetta, D. I. Schuster, L. Frunzio, R. J. Schoelkopf, and A. Wallraff, “Observation of berry’s phase in a solid-state qubit,” *Science* **318**, 1889–1892 (2007).
- [17] S. Filipp, J. Klepp, Y. Hasegawa, C. Plonka-Spehr, U. Schmidt, P. Geltenbort, and H. Rauch, “Experimental demonstration of the stability of berry’s phase for a spin-1/2 particle,” *Physical Review Letters* **102**, 404 (2009).
- [18] S. Berger, M. Pechal, A. A. Abdumalikov Jr, C. Eichler, L. Steffen, A. Fedorov, A. Wallraff, and S. Filipp, “Exploring the effect of noise on the berry phase,” *Physical Review A* **87**, 1–5 (2013).
- [19] Jonathan A. Jones, Vlatko Vedral, Artur Ekert, and Giuseppe Castagnoli, “Geometric quantum computation using nuclear magnetic resonance,” *Nature* **403**, 869–871 (2000).
- [20] L.-M. Duan, J. I. Cirac, and P. Zoller, “Geometric manipulation of trapped ions for quantum computation,” *Science* **292**, 1695–1697 (2001).
- [21] L.-A. Wu, P. Zanardi, and D. A. Lidar, “Holonomic quantum computation in decoherence-free subspaces,” *Phys. Rev. Lett.* **95**, 130501 (2005).
- [22] Hua Wu, Erik M. Gauger, Richard E. George, Mikko Möttönen, Helge Riemann, Nikolai V. Abrosimov, Peter Becker, Hans-Joachim Pohl, Kohei M. Itoh, Mike L. W. Thewalt, and John J. L. Morton, “Geometric phase gates with adiabatic control in electron spin resonance,” *Phys. Rev. A* **87**, 032326 (2013).
- [23] Y.-Y. Huang, Y.-K. Wu, F. Wang, P.-Y. Hou, W.-B. Wang, W.-G. Zhang, W.-Q. Lian, Y.-Q. Liu, H.-Y. Wang, H.-Y. Zhang, L. He, X.-Y. Chang, Y. Xu, and L.-M. Duan, “Experimental realization of robust geometric quantum gates with solid-state spins,” *Phys. Rev. Lett.* **122**, 010503 (2019).
- [24] Wang Xiang-Bin and Matsumoto Keiji, “Nonadiabatic conditional geometric phase shift with nmr,” *Phys. Rev. Lett.* **87**, 097901 (2001).
- [25] Shi-Liang Zhu and Z. D. Wang, “Implementation of universal quantum gates based on nonadiabatic geometric phases,” *Phys. Rev. Lett.* **89**, 097902 (2002).
- [26] J. T. Thomas, Mahmoud Lababidi, and Mingzhen Tian, “Robustness of single-qubit geometric gate against systematic error,” *Phys. Rev. A* **84**, 042335 (2011).
- [27] P. Z. Zhao, Xiao-Dan Cui, G. F. Xu, Erik Sjöqvist, and D. M. Tong, “Rydberg-atom-based scheme of nonadiabatic geometric quantum computation,” *Phys. Rev. A* **96**, 052316 (2017).
- [28] K. Z. Li, P. Z. Zhao, and D. M. Tong, “Approach to realizing nonadiabatic geometric gates with prescribed evolution paths,” *Phys. Rev. Research* **2**, 023295 (2020).
- [29] Tao Chen and Zheng-Yuan Xue, “Nonadiabatic geometric quantum computation with parametrically tunable coupling,” *Phys. Rev. Applied* **10**, 054051 (2018).
- [30] Chengxian Zhang, Tao Chen, Sai Li, Xin Wang, and Zheng-Yuan Xue, “High-fidelity geometric gate for silicon-based spin qubits,” *Phys. Rev. A* **101**, 052302 (2020).
- [31] Bao-Jie Liu, Xue-Ke Song, Zheng-Yuan Xue, Xin Wang, and Man-Hong Yung, “Plug-and-play approach to nonadiabatic geometric quantum gates,” *Phys. Rev. Lett.* **123**, 100501 (2019).
- [32] Erik Sjöqvist, D. M. Tong, L. Mauritz Andersson, Björn Hessmo, Markus Johansson, and Kuldip Singh, “Non-adiabatic holonomic quantum computation,” *New Journal of Physics* **14**, 103035 (2012).
- [33] G. F. Xu, J. Zhang, D. M. Tong, Erik Sjöqvist, and L. C. Kwek, “Nonadiabatic holonomic quantum computation in decoherence-free subspaces,” *Phys. Rev. Lett.* **109**, 170501 (2012).
- [34] Zheng-Yuan Xue, Jian Zhou, and Z. D. Wang, “Universal holonomic quantum gates in decoherence-free subspace on superconducting circuits,” *Phys. Rev. A* **92**, 022320 (2015).
- [35] Zheng-Yuan Xue, Feng-Lei Gu, Zhuo-Ping Hong, Zi-He Yang, Dan-Wei Zhang, Yong Hu, and J. Q. You, “Nonadiabatic holonomic quantum computation with dressed-state qubits,” *Phys. Rev. Applied* **7**, 054022 (2017).
- [36] Jian Zhou, BaoJie Liu, ZhuoPing Hong, and ZhengYuan Xue, “Fast holonomic quantum computation based on solid-state spins with all-optical control,” *Science China Physics, Mechanics & Astronomy* **61**, 010312 (2017).
- [37] Zhuo-Ping Hong, Bao-Jie Liu, Jia-Qi Cai, Xin-Ding Zhang, Yong Hu, Z. D. Wang, and Zheng-Yuan Xue, “Implementing universal nonadiabatic holonomic quantum gates with transmons,” *Phys. Rev. A* **97**, 022332 (2018).
- [38] Vahid Azimi Mousolou, “Electric nonadiabatic geometric entangling gates on spin qubits,” *Phys. Rev. A* **96**, 012307 (2017).
- [39] P. Z. Zhao, K. Z. Li, G. F. Xu, and D. M. Tong, “General approach for constructing hamiltonians for nonadiabatic holonomic quantum computation,” *Phys. Rev. A* **101**, 062306 (2020).
- [40] Markus Johansson, Erik Sjöqvist, L. Mauritz Andersson, Marie Ericsson, Björn Hessmo, Kuldip Singh, and D. M. Tong, “Robustness of nonadiabatic holonomic gates,” *Phys. Rev. A* **86**, 062322 (2012).
- [41] Shi-Biao Zheng, Chui-Ping Yang, and Franco Nori, “Comparison of the sensitivity to systematic errors between nonadiabatic non-abelian geometric gates and their dynamical counterparts,” *Phys. Rev. A* **93**, 032313 (2016).

- [42] Nicklas Ramberg and Erik Sjöqvist, “Environment-assisted holonomic quantum maps,” *Phys. Rev. Lett.* **122**, 140501 (2019).
- [43] Jun Jing, Chi-Hang Lam, and Lian-Ao Wu, “Non-abelian holonomic transformation in the presence of classical noise,” *Phys. Rev. A* **95**, 012334 (2017).
- [44] Bao-Jie Liu, Yuan-Sheng Wang, and Man-Hong Yung, “Global property condition-based non-adiabatic geometric quantum control,” *arXiv preprint arXiv:2008.02176* (2020).
- [45] Guanru Feng, Guofu Xu, and Guilu Long, “Experimental realization of nonadiabatic holonomic quantum computation,” *Phys. Rev. Lett.* **110**, 190501 (2013).
- [46] Hang Li, Yang Liu, and Guilu Long, “Experimental realization of single-shot nonadiabatic holonomic gates in nuclear spins,” *Science China Physics, Mechanics & Astronomy* **60**, 080311 (2017).
- [47] A. A. Abdulmalikov Jr, J. M. Fink, K. Juliusson, M. Pechal, S. Berger, A. Wallraff, and S. Filipp, “Experimental realization of non-abelian non-adiabatic geometric gates,” *Nature* **496**, 482–485 (2013).
- [48] Y. Xu, W. Cai, Y. Ma, X. Mu, L. Hu, Tao Chen, H. Wang, Y. P. Song, Zheng-Yuan Xue, Zhang-qí Yin, and L. Sun, “Single-loop realization of arbitrary nonadiabatic holonomic single-qubit quantum gates in a superconducting circuit,” *Phys. Rev. Lett.* **121**, 110501 (2018).
- [49] Zhenxing Zhang, P. Z. Zhao, Tenghui Wang, Liang Xiang, Zhilong Jia, Peng Duan, D. M. Tong, Yi Yin, and Guoping Guo, “Single-shot realization of nonadiabatic holonomic gates with a superconducting xmon qutrit,” *New Journal of Physics* **21**, 073024 (2019).
- [50] S. Danilin, A. Vepsilinen, and G. S. Paraoanu, “Experimental state control by fast non-abelian holonomic gates with a superconducting qutrit,” *Physica Scripta* **93**, 055101 (2018).
- [51] D.J. Egger, M. Ganzhorn, G. Salis, A. Fuhrer, P. Müller, P.K.I. Barkoutsos, N. Moll, I. Tavernelli, and S. Filipp, “Entanglement generation in superconducting qubits using holonomic operations,” *Phys. Rev. Applied* **11**, 014017 (2019).
- [52] C. Zu, W.-B. Wang, L. He, W.-G. Zhang, C.-Y. Dai, F. Wang, and L.-M. Duan, “Experimental realization of universal geometric quantum gates with solid-state spins,” *Nature* **514**, 72–75 (2014).
- [53] Silvia Arroyo-Camejo, Andrii Lazariev, Stefan W. Hell, and Gopalakrishnan Balasubramanian, “Room temperature high-fidelity holonomic single-qubit gate on a solid-state spin,” *Nature Communications* **5**, 4870 (2014).
- [54] Brian B. Zhou, Paul C. Jerger, V. O. Shkolnikov, F. Joseph Heremans, Guido Burkard, and David D. Awschalom, “Holonomic quantum control by coherent optical excitation in diamond,” *Phys. Rev. Lett.* **119**, 140503 (2017).
- [55] Yuhei Sekiguchi, Naeko Niikura, Ryota Kuroiwa, Hiroki Kano, and Hideo Kosaka, “Optical holonomic single quantum gates with a geometric spin under a zero field,” *Nature Photonics* **11**, 309–314 (2017).
- [56] Kodai Nagata, Kouyou Kuramitani, Yuhei Sekiguchi, and Hideo Kosaka, “Universal holonomic quantum gates over geometric spin qubits with polarised microwaves,” *Nature Communications* **9**, 3227 (2018).
- [57] Naoki Ishida, Takaaki Nakamura, Touta Tanaka, Shota Mishima, Hiroki Kano, Ryota Kuroiwa, Yuhei Sekiguchi, and Hideo Kosaka, “Universal holonomic single quantum gates over a geometric spin with phase-modulated polarized light,” *Opt. Lett.* **43**, 2380–2383 (2018).
- [58] Shi-Liang Zhu and Z. D. Wang, “Unconventional geometric quantum computation,” *Phys. Rev. Lett.* **91**, 187902 (2003).
- [59] Xun-Li Feng, Chunfeng Wu, Hui Sun, and C. H. Oh, “Geometric entangling gates in decoherence-free subspaces with minimal requirements,” *Phys. Rev. Lett.* **103**, 200501 (2009).
- [60] Yukihiro Ota and Yasushi Kondo, “Composite pulses in nmr as nonadiabatic geometric quantum gates,” *Phys. Rev. A* **80**, 024302 (2009).
- [61] Jakob Spiegelberg and Erik Sjöqvist, “Validity of the rotating-wave approximation in nonadiabatic holonomic quantum computation,” *Phys. Rev. A* **88**, 054301 (2013).
- [62] Guofu Xu and Guilu Long, “Protecting geometric gates by dynamical decoupling,” *Phys. Rev. A* **90**, 022323 (2014).
- [63] Zhen-Tao Liang, Yan-Xiong Du, Wei Huang, Zheng-Yuan Xue, and Hui Yan, “Nonadiabatic holonomic quantum computation in decoherence-free subspaces with trapped ions,” *Phys. Rev. A* **89**, 062312 (2014).
- [64] G. F. Xu, C. L. Liu, P. Z. Zhao, and D. M. Tong, “Nonadiabatic holonomic gates realized by a single-shot implementation,” *Phys. Rev. A* **92**, 052302 (2015).
- [65] Victor V. Albert, Chi Shu, Stefan Krastanov, Chao Shen, Ren-Bao Liu, Zhen-Biao Yang, Robert J. Schoelkopf, Mazhar Mirrahimi, Michel H. Devoret, and Liang Jiang, “Holonomic quantum control with continuous variable systems,” *Phys. Rev. Lett.* **116**, 140502 (2016).
- [66] P. Z. Zhao, G. F. Xu, and D. M. Tong, “Nonadiabatic geometric quantum computation in decoherence-free subspaces based on unconventional geometric phases,” *Phys. Rev. A* **94**, 062327 (2016).
- [67] P. Z. Zhao, G. F. Xu, Q. M. Ding, Erik Sjöqvist, and D. M. Tong, “Single-shot realization of nonadiabatic holonomic quantum gates in decoherence-free subspaces,” *Phys. Rev. A* **95**, 062310 (2017).
- [68] P. Z. Zhao, X. Wu, T. H. Xing, G. F. Xu, and D. M. Tong, “Nonadiabatic holonomic quantum computation with rydberg superatoms,” *Phys. Rev. A* **98**, 032313 (2018).
- [69] P. Z. Zhao, G. F. Xu, and D. M. Tong, “Nonadiabatic holonomic multiqubit controlled gates,” *Phys. Rev. A* **99**, 052309 (2019).
- [70] D. Leibfried, B. DeMarco, V. Meyer, D. Lucas, M. Barrett, J. Britton, W. M. Itano, B. Jelenkovi, C. Langer, T. Rosenband, and D. J. Wineland, “Experimental demonstration of a robust, high-fidelity geometric two ion-qubit phase gate,” *Nature* **422**, 412–415 (2003).
- [71] Jiangfeng Du, Ping Zou, and Z. D. Wang, “Experimental implementation of high-fidelity unconventional geometric quantum gates using an nmr interferometer,” *Phys. Rev. A* **74**, 020302 (2006).
- [72] Tongxing Yan, Bao-Jie Liu, Kai Xu, Chao Song, Song Liu, Zhensheng Zhang, Hui Deng, Zhiguang Yan, Hao Rong, Keqiang Huang, Man-Hong Yung, Yuanzhen Chen, and Dapeng Yu, “Experimental realization of nonadiabatic shortcut to non-abelian geometric gates,” *Phys. Rev. Lett.* **122**, 080501 (2019).
- [73] Y. Xu, Z. Hua, Tao Chen, X. Pan, X. Li, J. Han, W. Cai, Y. Ma, H. Wang, Y. P. Song, Zheng-Yuan Xue, and L. Sun, “Experimental implementation of universal nonadiabatic geometric quantum gates in a superconducting circuit,” *Phys. Rev. Lett.* **124**, 230503 (2020).
- [74] PZ Zhao, Zhangjingzi Dong, Zhenxing Zhang, Guoping Guo, DM Tong, and Yi Yin, “Experimental realization of nonadiabatic geometric gates with a superconducting xmon qubit,” *arXiv preprint arXiv:1909.09970* (2019).
- [75] Viktor Novičenko and Gediminas Juzeliūnas, “Non-abelian geometric phases in periodically driven systems,” *Phys. Rev. A* **100**, 012127 (2019).



- [76] M. Saffman, T. G. Walker, and K. Mølmer, “Quantum information with rydberg atoms,” *Rev. Mod. Phys.* **82**, 2313–2363 (2010).
- [77] M. Saffman, “Quantum computing with atomic qubits and rydberg interactions: progress and challenges,” *Journal of Physics B: Atomic, Molecular and Optical Physics* **49**, 202001 (2016).
- [78] Y.-Y. Jau, A. M. Hankin, T. Keating, I. H. Deutsch, and G. W. Biedermann, “Entangling atomic spins with a rydberg-dressed spin-flip blockade,” *Nature Physics* **12**, 71–74 (2016).