

Impact of LHCb 13 TeV W and Z pseudo-data on the parton distribution functions

Qilin Deng, Qundong Han, and Hang Yin*

*Institute of Particle Physics,
Central China Normal University,
Wuhan, Hubei 430079 China*

Sayipjamal Dulat†

*School of Physics Science and Technology,
Xinjiang University, Urumqi, Xinjiang 830046 China*

Tie-Jiun Hou‡

*Department of Physics, College of Sciences,
Northeastern University, Shenyang, Liaoning 110819 China*

C.-P. Yuan§

*Department of Physics and Astronomy,
Michigan State University, East Lansing, MI 48824 U.S.A.*

(Dated: September 8, 2020)

Abstract

We study the potential of the LHCb 13 TeV single W^\pm and Z boson pseudo-data for constraining the parton distribution functions (PDFs) of the proton. As an example, we demonstrate the sensitivity of the LHCb 13 TeV data, collected with integrated luminosities of 5 fb^{-1} and 300 fb^{-1} , to reducing the PDF uncertainty bands of the CT14HERA2 PDFs, using the error PDF updating package EPUMP. The sensitivities of various experimental observables are compared. Generally, sizable reductions in PDF uncertainties can be observed in the 300 fb^{-1} data sample, particularly in the small- x region. The double-differential cross section measurement of Z boson p_T and rapidity can greatly reduce the uncertainty bands of u and d quarks in almost the whole x range, as compared to various single observable measurements.

* yinh@ccnu.edu.cn

† sdulat@hotmail.com

‡ houtiejiun@mail.neu.edu.cn

§ yuan@pa.msu.edu

CONTENTS

I. Introduction	4
II. Updating Error PDFs	6
III. Impact of the LHCb 13 TeV W^\pm and Z pseudo-data on CT14HERA2 PDFs	7
A. Update from LHCb 13 TeV W^\pm pseudo-data	8
B. Update from LHCb 13 TeV Z pseudo-data	9
C. Update from LHCb 13 TeV $W^+ + W^- + Z$ pseudo-data	14
D. Update from LHCb 13 TeV $(W^+ + W^-)/Z$ pseudo-data	17
IV. Tolerance criteria in ePUMP update	18
V. Conclusion	19
VI. Acknowledgments	22
References	22

I. INTRODUCTION

In hadron colliders, most physics analyses rely heavily on the understanding of the parton picture of hadronic beam particles, including the precision measurements of the Standard Model (SM) parameters [1–3], and new physics searches. The parton picture follows the factorization theorem of quantum chromodynamics (QCD). The parton distribution functions (PDFs) are nonperturbative, and therefore cannot be calculated. They are functions of the Bjorken- x values (x , momentum fraction) of partons at a momentum transfer scale (Q), which are determined phenomenologically by a global analysis of experimental data from a wide range of physics processes, such as Deep Inelastic Scattering (DIS), Drell-Yan (DY), inclusive jets, and top quark pair production processes. The PDF dependencies on Q are determined by the renormalization-group based evolution equations, *e.g.* DGLAP equation [4–6].

Precision measurements of the single W^\pm and Z gauge boson production cross section¹ at the CERN Large Hadron Collider (LHC) provide important tests of the QCD and the electroweak (EW) sectors of the SM. Theoretical predictions for these cross sections are available up to next-to-next-to-leading order (NNLO) in perturbative QCD [7–11], where one of the dominated systematic uncertainties comes from the PDFs. The CT14 PDFs [12] are the first CTEQ-TEA PDFs that include published results from the ATLAS, CMS, and LHCb collaborations at 7 TeV, including the W^\pm and Z gauge boson production cross sections and the lepton charge asymmetry measurements from the ATLAS Collaboration [13], the lepton charge asymmetry in the electron [14] and muon channels [15] from the CMS Collaboration, the lepton charge asymmetry in the decay of W^\pm -bosons to an electron or a muon, and the Z boson rapidity distribution from the LHCb Collaboration [16]. The ATLAS and CMS measurements primarily impose constraints on the light quark and antiquark PDFs at $x \gtrsim 0.01$. As studied in Refs. [17, 18], the LHCb 7 TeV and 8 TeV W^\pm and Z boson measurements, though with larger statistical uncertainties as compared to the corresponding results from the ATLAS and CMS experiments, could also impose significant constraints on u and d PDFs.

In the past few decades, a large number of experimental results have been used in the PDF global analysis, but we still have limited knowledge of the PDFs in very small- and

¹ Throughout this paper, Z includes both the Z boson and the virtual photon contributions.

very large- x ranges. In the single W^\pm and Z boson production, the x value of interacting partons (x_1 and x_2) are correlated with the boson production, through its rapidity (y), as $y = \frac{1}{2} \ln \frac{x_1}{x_2}$. Therefore, the single W^\pm and Z data in the forward detector region are valuable in the PDF global analysis, as events with larger boson rapidity are produced by partons with small or large x . Correlations between the predicted LHCb 13 TeV Z boson production cross section and the u and d quark PDFs as a function of Bjorken- x are shown in Fig. 1. As shown in the figure, the LHCb 13 TeV data is expected to have strong correlations with u and d quarks in the small- x region, indicating the LHCb 13 TeV W^\pm and Z data can be used to constrain the corresponding PDFs.

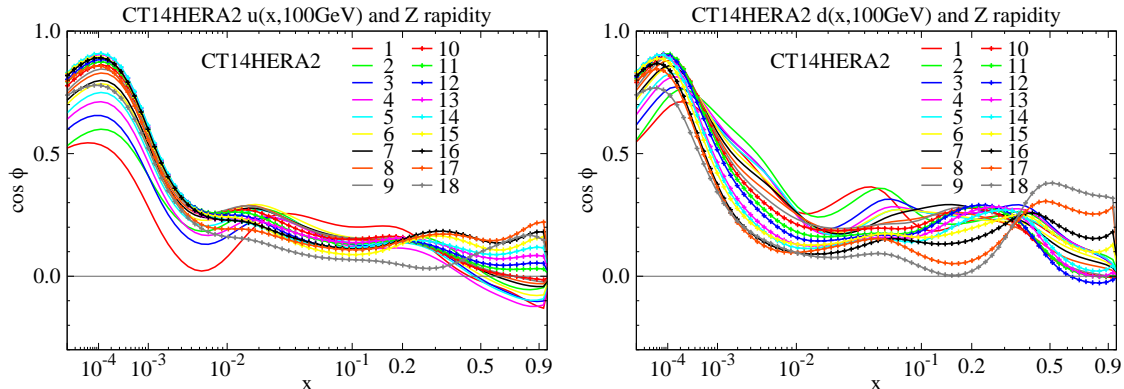


FIG. 1: Correlation $\cos \phi$ [19] between (left) $u(x, Q)$ PDF or (right) $d(x, Q)$ PDF, and the DY differential cross-section in 18 bins of Z boson rapidity, as predicted by RESBOS with CT14HERA2 PDFs, at $Q = 100$ GeV. The same binning scheme as the LHCb paper [16] is used.

The LHCb detector [20, 21] is a single-arm forward spectrometer designed for the study of particles containing b or c quarks, covering the pseudorapidity range $2 < \eta < 5$. With a high-performance tracking system and a muon sub-detector, the LHCb data can also be extended to precision EW measurements. Using pp collision data collected at $\sqrt{s} = 7$ TeV, the LHCb has measured the single W^\pm and Z boson production cross sections using both muon and electron channel [16, 22, 23], and the same measurements had been performed using $\sqrt{s} = 8$ TeV data [24–26]. These results have been used to constrain the PDFs [12, 27, 28], bring valuable information to the PDF analysis. The $\sqrt{s} = 13$ TeV pp collision data sample has been collected with a larger center-of-mass energy than previous publications, with more W^\pm and Z boson events boosted to the forward region, and therefore allows

access to even smaller (or larger) values of x than the previous 7 and 8 TeV results.

The LHCb detector runs at reduced luminosity compared to the ATLAS and CMS detectors [29], because the detector occupancy is extremely high in the forward region. In the LHC Run 2 period (2015–2018), the LHCb detector collected more than 5 fb^{-1} pp collision data [30] at $\sqrt{s} = 13 \text{ TeV}$. An upgraded detector [31] is foreseen to allow LHCb detector operation at a luminosity of $2 \times 10^{33} \text{ cm}^{-2}\text{s}^{-1}$ in the LHC Run 3 period (2022-2024), which is an instantaneous luminosity five times higher than before. By the end of the LHC Run 4 period (2026-2029), the LHCb detector is expect to collect approximately 50 fb^{-1} pp collision data [32]. There is also a plan for a future LHCb Upgrade-II phase (planned for 2031 data taking) [33], to guarantee the LHCb detector could run at an even higher luminosity ($2 \times 10^{34} \text{ cm}^{-2}\text{s}^{-1}$) [34]. After the LHCb detector Upgrade-II, by the end of the LHC operation, it is planned that the LHCb detector should have collected a data sample corresponding to a minimum 300 fb^{-1} [32]. Therefore, in this article, the pseudo-data samples used for the physics projections are set to either 5 fb^{-1} or 300 fb^{-1} .

The article is organized as follows. In Sec. II, we discuss the error PDF updating package EPUMP and pseudo-data samples used in the analysis. In Sec. III, we study the impacts of the LHCb 13 TeV single W^\pm and Z boson pseudo-data on the CT14HERA2 PDFs [12, 35]. In Sec. IV, we discuss the choice of tolerance criteria in the EPUMP update. Our conclusion is given in Sec. V.

II. UPDATING ERROR PDFS

Recently, the CTEQ-TEA global analysis group has released a tool named EPUMP (Error PDF Updating Method Package) [36, 37], which can be used to explore the impact of new data on existing PDFs, without perform a full global analysis. The EPUMP method has been demonstrated in Ref. [38]. In the EPUMP update, two inputs are needed: a measured result from experiment and the corresponding theoretical predictions of the complete set of error PDFs. Thus far, the LHCb Collaboration has only published the single Z boson production cross section [39] at 13 TeV, using a small fraction of its Run 2 data sample (2015 data, with an integrated luminosity of 0.3 fb^{-1}). The comparisons between the LHCb 13 TeV data and RESBOS and FEWZ [40] predictions are shown in Fig. 2, with good agreement between data and RESBOS prediction. FEWZ can provides fixed order calculation at NNLO accuracy in

QCD. In this paper, the FEWZ prediction is calculated with the same parameter setting as the previous LHCb publication [39], using the CT14NNLO PDF set. However, there is no publication for the single W^\pm boson production using the 13 TeV LHCb data. Therefore, we shall use pseudo-data in this analysis to emulate the impact of the upcoming LHCb 13 TeV data on the PDFs.

The Monte Carlo events generated with the RESBOS generator [41], using the MMHT14 [27] and CT14HERA2 [12, 35] PDFs, are taken as the pseudo-data and theoretical predictions, respectively, in this work. The theoretical predictions in this work are computed using the RESBOS [41] package at approximate NNLO plus next-to-next-to-leading-logarithm (NNLL) in QCD interactions, in which the canonical scales are used [42, 43]. For example, both the renormalization and factorization scales are set to be the invariant mass of the lepton pair in the Drell-Yan (DY) events.

To emulate the LHCb detector acceptance, the charged leptons (ℓ^\pm , electrons or muons) are required to have transverse momentum (p_T) greater than 20 GeV/ c and pseudorapidity (η) in the range of $2.0 < \eta < 4.5$. In the case of the Z boson events, the invariant mass of the dilepton pair is required to be in the range from 60 GeV/ c^2 to 120 GeV/ c^2 .

In the EPUMP study, for the $Z \rightarrow \ell^+\ell^-$ pseudo-data input, the statistical uncertainties are scaled to the 5 fb $^{-1}$ and 300 fb $^{-1}$ data samples, separately, by extrapolating the total uncertainty of the LHCb 13 TeV publication [39] to the pseudo-data sample. In the extrapolation, an assumption is made that the ratio of statistical uncertainty to systematical uncertainty will remain the same in all data samples. Similarly, for the $W^\pm \rightarrow \ell^\pm\nu$ pseudo-data sample, uncertainties are estimated using the LHCb 8 TeV publication [25, 26].

III. IMPACT OF THE LHCb 13 TEV W^\pm AND Z PSEUDO-DATA ON CT14HERA2 PDFS

In this section, we study the impact of the LHCb 13 TeV single W^\pm and Z boson pseudo-data on the CT14HERA2 PDFs, to demonstrate the LHCb 13 TeV data sensitivity, and to further investigate valuable observables for future measurements.

Since the pseudo-data sample generated with the MMHT14 PDFs is used to update the CT14HERA2 PDF sets, and there are differences between the central PDF set of MMHT14 and CT14HERA2, the central value of EPUMP updated-PDFs varies from the CT14HERA2

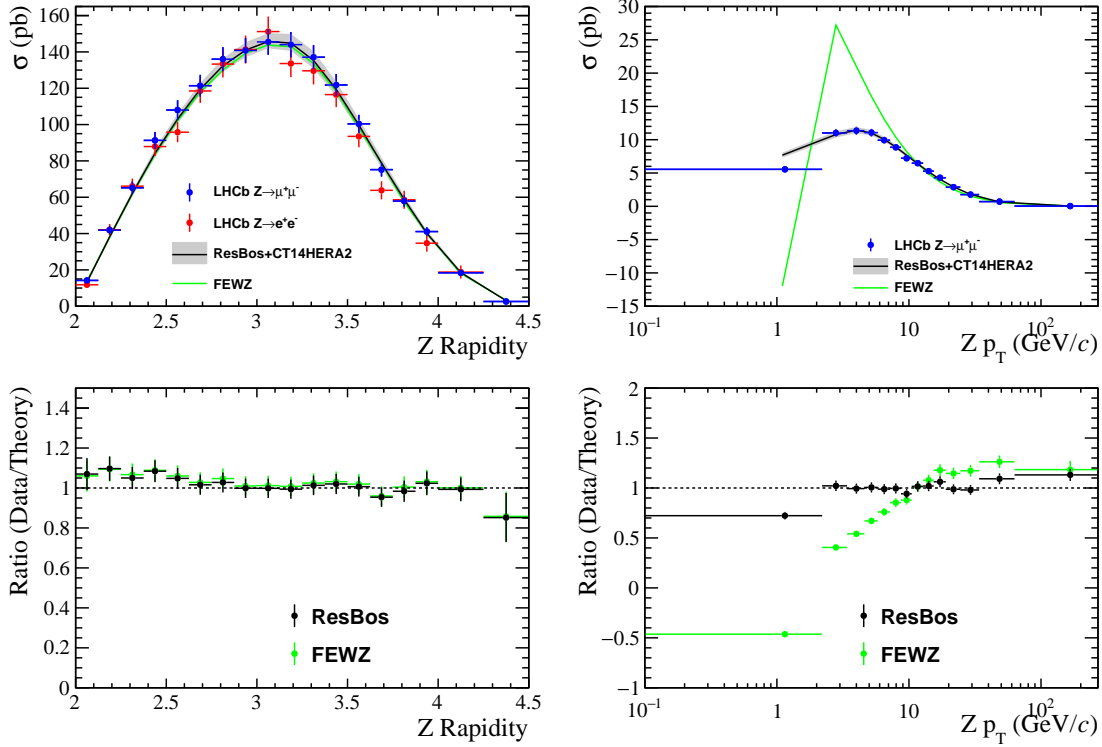


FIG. 2: Comparison of DY differential cross section as a function of the Z boson rapidity (top-left) and p_T (top-right), between theory (RESBOS, and FEWZ) and the LHCb 13 TeV data [39]. The blue points represent the LHCb results in muon channel, and the red points the electron channel, while the black (green) line represents the RESBos (FEWZ) prediction, the grey band represents the PDF uncertainty at the 68% confidence level (CL) estimated using the CT14HERA2 PDF set. The ratio of data to theoretical prediction are shown as a function of Z boson rapidity (bottom-left) and p_T (bottom-right).

central set. In this article, we are interested in variations of PDF uncertainty, and thus we do not discuss variations of PDF central values hereafter.

A. Update from LHCb 13 TeV W^\pm pseudo-data

In the W^\pm boson leptonic decay, there is a neutrino and a charged lepton in the final state, where the neutrino will escape from detector, only the charged lepton can be detected in a hadron collider experiment. This feature makes a W^\pm boson analysis complicated, since the irreducible background contribution is difficult to model. On the other hand, the single W^\pm production rate is one order of magnitude larger than that of the Z boson at the LHCb.

If we could model the background properly for the W^\pm events, such a sample with large statistics could allow us to perform many precision measurements. In this study, we used the charged lepton pseudorapidity distribution (η) as an observable in the EPUMP update, with the same binning scheme as the previous LHCb publications [25, 26].

After the EPUMP update, the updated quark PDF distribution is compared with the default one of CT14HERA2. The d quark PDF distribution with its uncertainty is shown in Fig. 3, which indicates that the LHCb 13 TeV W^\pm boson data have a large impact on the d quark PDF, especially in the small- x range from 10^{-5} to 10^{-3} . With a 300 fb^{-1} LHCb 13 TeV W^\pm data sample, the d quark PDF uncertainty can be reduced by a factor of 30% around $x = 10^{-3}$. The LHCb 13 TeV W^\pm boson data have a smaller impact on the u quark PDF as compared to the d quark PDF, but with a 300 fb^{-1} data sample, the LHCb 13 TeV W^\pm boson data do have an impact on the u quark PDF in the small- x region.

The impacts of the LHCb 13 TeV W^+/W^- data, the ratio of W^+ and W^- event rates, on the PDF ratios d/u and \bar{d}/\bar{u} are shown in Fig. 4. As we see, even with a 5 fb^{-1} data sample, the LHCb 13 TeV W^+/W^- data can already reduce the d/u PDF uncertainty. Most of the improvements are concentrated in the small- x region, from 10^{-5} to 10^{-3} . The 300 fb^{-1} LHCb 13 TeV data sample could further reduce the uncertainties of both the PDF ratios d/u and \bar{d}/\bar{u} (by about $\sim 20\%$) in the small- x region, as well as giving some noticeable improvements in the large- x region. In the current PDF global fitting, the DIS data provide the largest constraint on the PDF ratio d/u , cf. Ref. [37]. In the future, the LHCb data could provide additional information on the PDF ratios d/u and \bar{d}/\bar{u} .

B. Update from LHCb 13 TeV Z pseudo-data

The single Z boson leptonic decay has two charged leptons in the final state. These two charged leptons have large transverse momentum, and are isolated in the detector. Based on these features, the $Z \rightarrow \ell^+\ell^-$ events are easy to reconstruct and identify in a hadron collider, with small background contamination. Therefore, the $Z \rightarrow \ell^+\ell^-$ channel is one of best channels to perform precision EW measurements.

We used the Z boson rapidity distribution as an observable for the EPUMP update, explore other observables that could be used in future PDF fitting, and propose a novel way to present Z boson production measurement that provides more valuable information for

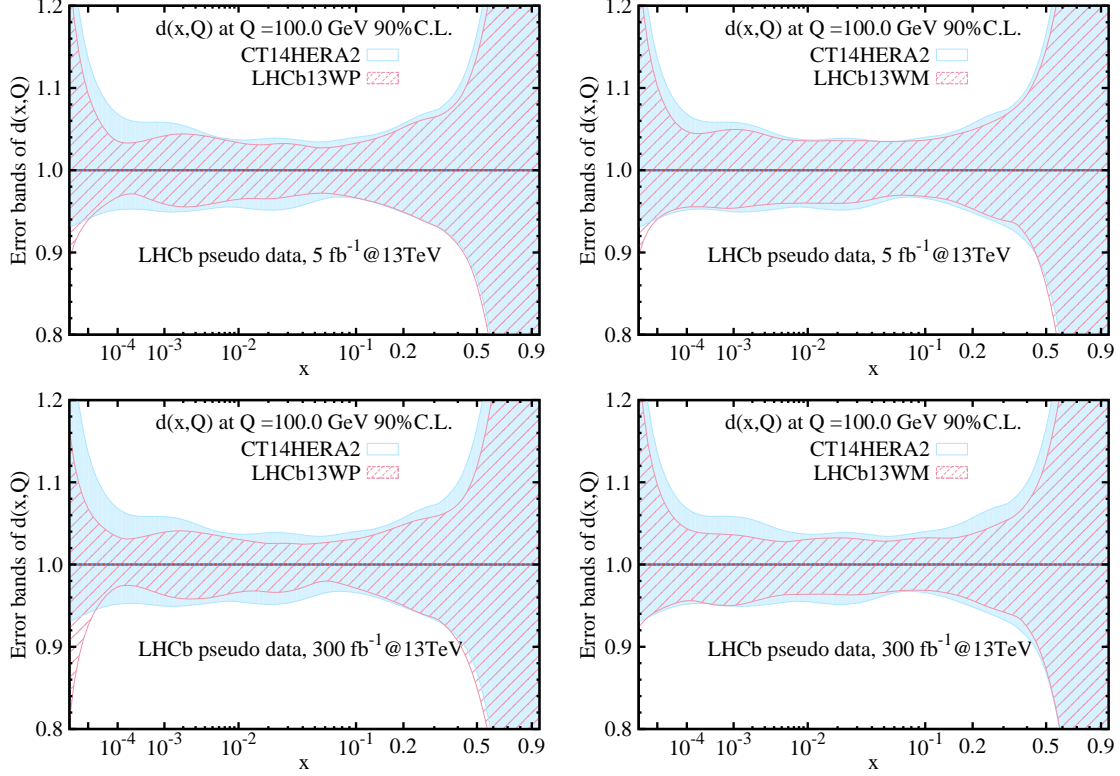


FIG. 3: PDF uncertainties associated with the d quark, as a function of x , in the CT14HERA2 PDFs and EPUMP updated new PDFs. The denominator is the central value of each PDF set. The blue (red) line represents the central value of the PDF ratio before (after) the EPUMP update, the blue band represents the CT14HERA2 PDF uncertainty, the red shaded band represents the updated PDF uncertainty. The charged lepton pseudorapidity distributions of W^\pm events are used as inputs for EPUMP update. (top-left) The d quark result using $5 \text{ fb}^{-1} W^+$ events; (top-right) the d quark result using $5 \text{ fb}^{-1} W^-$ events; (bottom-left) the d quark result using $300 \text{ fb}^{-1} W^+$ events, and (bottom-right) the d quark result using $300 \text{ fb}^{-1} W^-$ events.

PDF fitting. In this study, a binning scheme similar to the previous LHCb publication [39] is used.

The updated PDF results are shown in Fig. 5 for the d quark. As shown in the figure, with 5 fb^{-1} of data sample, the LHCb 13 TeV single Z boson data is not as powerful as W^\pm data, mainly due to its smaller event rate. With 300 fb^{-1} , however, the Z boson data has an impact on d quark PDFs in the small- x region, from 10^{-5} to 10^{-2} .

The impacts from the LHCb 13 TeV 300 fb^{-1} single Z boson data on d/u and \bar{d}/\bar{u} are

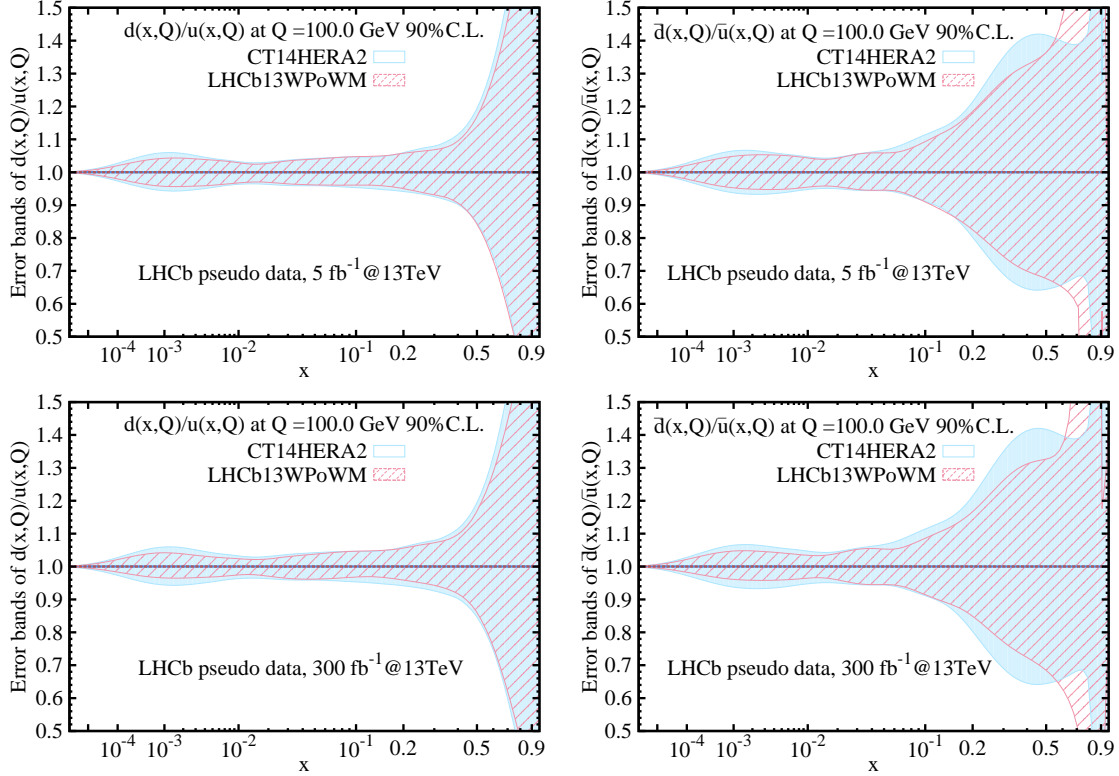


FIG. 4: PDF uncertainties associated with d/u (left) and \bar{d}/\bar{u} (right), as a function of x , in the CT14HERA2 PDFs and the ePUMP updated PDFs. The charged lepton pseudorapidity distributions of W^+/W^- events are used as the input for the ePUMP update; The d/u result (top-left) and the \bar{d}/\bar{u} result (top-right) using a $5 \text{ fb}^{-1} W^+/W^-$ data sample; the d/u result (bottom-left) and the \bar{d}/\bar{u} result (bottom-right) using a $300 \text{ fb}^{-1} W^+/W^-$ data sample.

shown in Fig. 6, where the LHCb Z boson data could reduce the d/u PDF uncertainty in the small- x region.

We have also explored the sensitivity of the Z boson p_T , lepton $\cos\theta^*$ (defined in the Collins-Soper frame [44]), and Z boson rapidity distributions measured at the LHCb to further constrain the PDFs. We consider their impacts one at a time in the ePUMP update. As shown in Fig. 7, we see that each observable has a slightly different impact on the u (d) quark PDFs across the whole x region, as expected.

Below, we propose a better way to extract useful information from the LHCb 13 TeV Z data, by performing a multi-dimensional analysis. With more pp collision data to be collected by the LHCb detector in the future, it is feasible to perform Z boson production cross

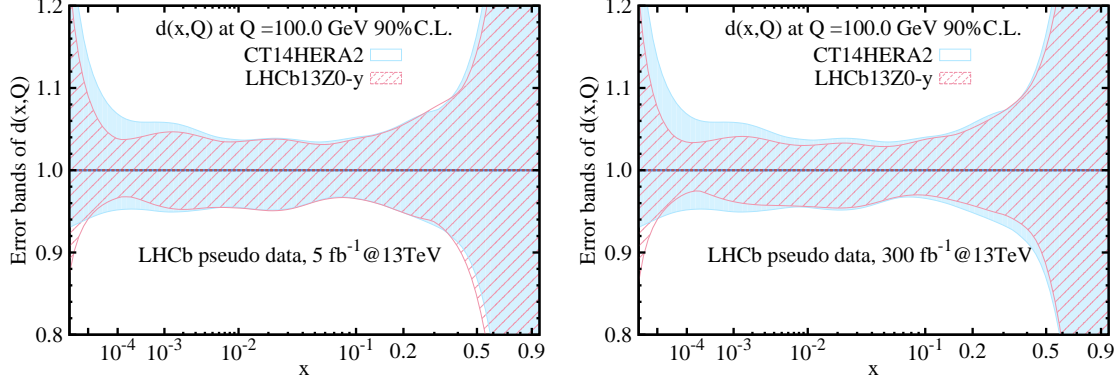


FIG. 5: PDF uncertainties associated with the d quark, as a function of x , in the CT14HERA2 PDFs and ePUMP updated new PDFs. The denominator is the central value of each PDF set. The rapidity distribution of Z boson events is used as input of the ePUMP update. (left) The d quark result using 5 fb^{-1} data, and (right) the d quark result using 300 fb^{-1} data.

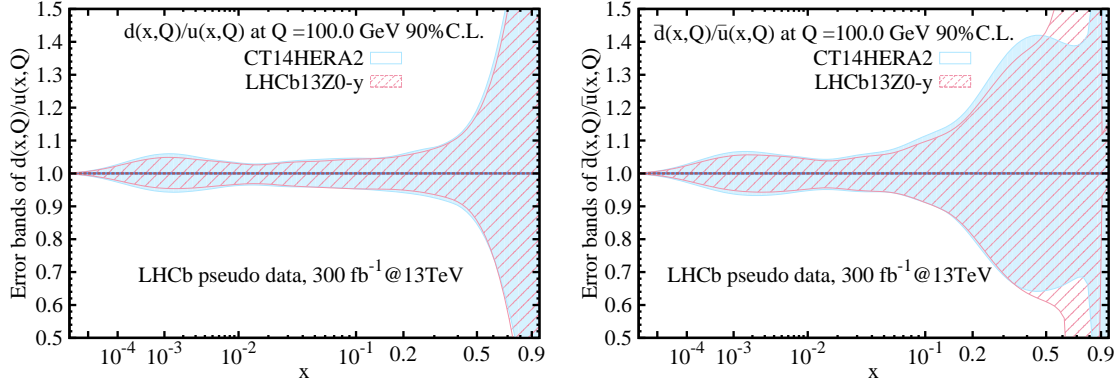


FIG. 6: PDF uncertainties associated with d/u (left) and \bar{d}/\bar{u} (right), as a function of x , in the CT14HERA2 PDFs and ePUMP updated new PDFs. The denominator is the central value of each PDF set. The rapidity distribution of Z boson events is used as input of the ePUMP update. (left) The d/u quark result using 300 fb^{-1} data, and (right) the \bar{d}/\bar{u} quark result using 300 fb^{-1} data.

section measurement with a multi-dimension binning, like double- or triple-differential cross section measurements. Comparisons of updated PDF uncertainties with different numbers of (input) experimental observables are shown in Fig. 8. As shown in the figure, we compare the impacts of the LHCb 13 TeV Z boson pseudo-data on PDFs by performing a single differential (Z boson p_T , labeled as ‘1D’ in the figure), a double-differential (Z boson p_T

and Z boson rapidity, labeled as ‘2D’ in the figure), and a triple-differential (Z boson p_T , Z boson rapidity, and lepton $\cos\theta^*$, labeled as ‘3D’ in the figure) cross section measurements. We find that with limited statistics of Z boson events (5 fb^{-1} data), the multi-dimensional measurements cannot significantly improve the PDF determination, as compared to one-dimensional measurements on Z boson p_T , lepton $\cos\theta^*$, and Z boson rapidity, respectively. With a 300 fb^{-1} data sample, however, the multi-dimensional measurement has better constraints on the PDFs, across the whole x range. The triple-differential cross section gives the best constraints on u and d quark PDFs, across the whole x range. The improvements gained in going from ‘2D’ to ‘3D’ measurement is not as strong as that from ‘1D’ to ‘2D’ measurement. From the experimental point of view, a triple-differential cross section measurement could have limited statistics in extreme phase space, such as at the boundaries of observables. Furthermore, it is complicated to calculate correlated systematic uncertainties in a ‘3D’ measurement, compared to a ‘2D’ measurement. Therefore, with large future data samples, a double-dimensional Z boson cross section measurement (a double-differential Z boson p_T and Z boson rapidity) is feasible and recommended, and could provide more valuable information in PDF fitting than a single- or a triple-dimensional measurement.

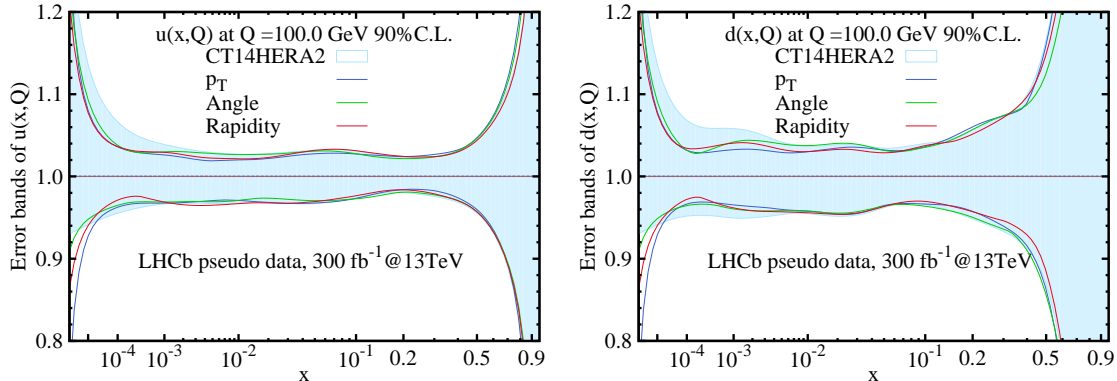


FIG. 7: PDF uncertainties associated with the u quark (left) and d quark (right), as a function of x , in the CT14HERA2 PDFs and ePUMP updated new PDFs. The denominator is the central value of each PDF set. The single Z boson events (300 fb^{-1}) are used in the ePUMP update.

In the double- and triple-differential cross section measurements, the binning schemes for Z boson p_T , rapidity ($y_{\ell\ell}$), and lepton $\cos\theta^*$ are defined as:

- $0 < p_T < 250$: $\{0, 1, 2, 3, 4, 5, 6, 7, 8, 9, 10, 11, 12, 13, 14, 15, 17.5, 20, 22, 25, 28,$

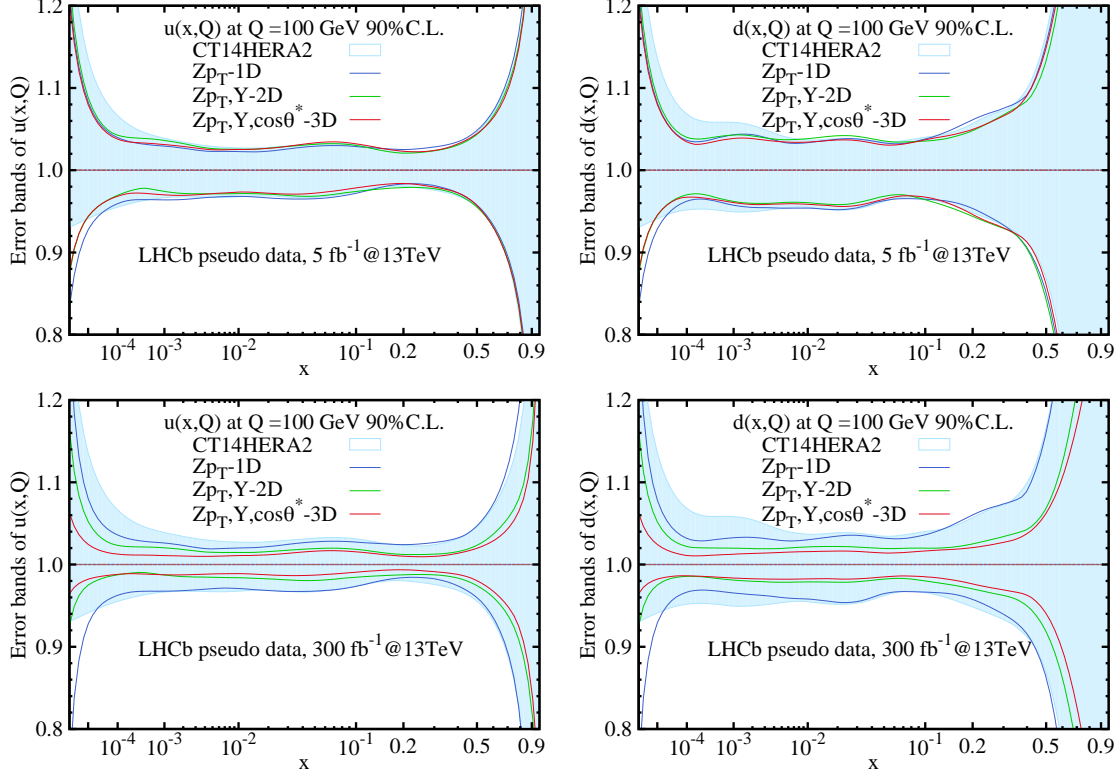


FIG. 8: PDF uncertainties associated with the u quark (left) and d quark (right), as a function of x , in the CT14HERA2 PDFs and EPUMP updated new PDFs. The denominator is the central value of each PDF set. The single Z boson multi-dimensional (1D, 2D, and 3D) differential cross section is used in the EPUMP update. (top-left) The u quark result using 5 fb^{-1} data; (top-right) the d quark result using 5 fb^{-1} data; (bottom-left) the u quark result using 300 fb^{-1} data; and (bottom-right) the d quark result using 300 fb^{-1} data.

33, 40, 50, 100, 250} GeV/ c .

- $2 < y_{\ell\ell} < 4.5$: {2.00, 2.14, 2.28, 2.42, 2.56, 2.69, 2.83, 2.97, 3.11, 3.25, 3.39, 3.53, 3.67, 3.81, 3.94, 4.08, 4.22, 4.36, 4.50}.
- $-1 < \cos \theta^* < 1$: {-1, 0, 1}.

C. Update from LHCb 13 TeV $W^+ + W^- + Z$ pseudo-data

In general, global fitting of PDFs should use all available experimental data as inputs. Therefore, we checked the impact from the LHCb 13 TeV data on the PDF fitting, including

both single W^\pm boson and Z boson data samples. In reality, as W^\pm and Z boson results from one experiment are measured with the same data sample, many systematic uncertainties are correlated. In any PDF fitting, correlation matrices between different observables must be provided to avoid potential data bias. In this study, without detector-level simulated events, we cannot calculate the correlation matrices between the single W^\pm and Z boson measurements. So we assume in this study that there is no correlation between the LHCb 13 TeV W^\pm and Z pseudo-data. In the study, the W^\pm and Z boson single differential cross section results are used as the inputs of the ePUMP update, which are the charged lepton η distribution of W^\pm boson events and the rapidity distribution of Z bosons.

The updated PDF results are shown in Fig. 9 for u , d , c quark and gluon PDFs, and the d/u and \bar{d}/\bar{u} ratio results are shown in Fig. 10. Based on these figures, the following features are found:

- The largest improvement is in the d quark PDFs. The uncertainty of the d quark PDFs can be improved significantly by the LHCb 13 TeV W^\pm/Z data in the whole x region. In the small- x region $10^{-5} < x < 10^{-2}$ especially, the uncertainty would be reduced by a factor of 60% at $x \sim 10^{-3}$.
- The uncertainty of u , s , c quark and gluon PDFs can be reduced across the whole x region, and significant improvements are expected in very small- and larger- x regions.
- The uncertainties of d/u and \bar{d}/\bar{u} ratios can be significantly reduced across the whole x range, even with only 5 fb^{-1} data. In the very larger- x region, the LHCb 13 TeV data could have a large impact on the d/u ratio.
- The LHCb 13 TeV W^\pm and Z data also has a large impact on the \bar{u} and \bar{d} quark PDFs, mainly in the small- x region.

For the d/u and \bar{d}/\bar{u} ratios, the future LHCb 13 TeV data will provide the most important constraints on them. In Fig. 10, the 300 fb^{-1} LHCb 13 TeV pseudo-data provides valuable constraints on the d/u ratio in the very large- x region (> 0.5) and \bar{d}/\bar{u} in $x > 0.2$. In these regions, the LHCb data would be the only clean data, as it is free of nuclear corrections, as needed when describing the low energy Drell-Yan data to constrain d/u .

It is well-known that fixed-target Drell-Yan measurements provide an important probe of the x dependence of the nucleon (and nuclear) PDFs. This fact has motivated a number

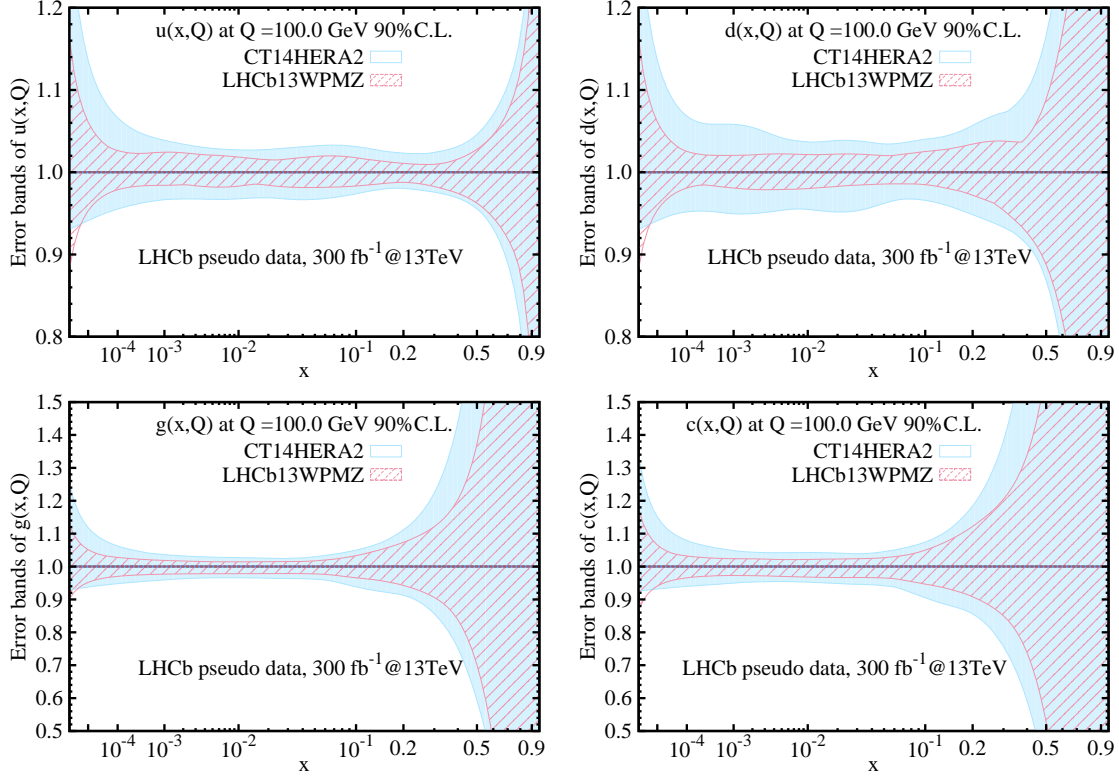


FIG. 9: PDF uncertainties associated with the u quark (left) and d quark (right), as a function of x , in the CT14HERA2 PDFs and ePUMP updated new PDFs. The denominator is the central value of each PDF set. The 300 fb^{-1} single W^\pm and Z boson differential cross section are taken as ePUMP input. (top-left) The u quark result; (top-right) the d quark result; (bottom-left) the gluon result; and (bottom-right) the c quark result.

of experiments, including the Fermilab E866/NuSea experiment [45], which determined the normalized deuteron-to-proton cross section ratio $\sigma_{pd}/2\sigma_{pp}$ out to relatively large x_2 , the momentum fraction of the target. As can be seen based upon a leading-order quark-parton model analysis, this ratio is expected to have especially pronounced sensitivity to the x dependence of the PDF ratio \bar{d}/\bar{u} . The E866 results stimulated an interest in performing a similar measurement out to larger x_2 with higher precision — the main objective of the subsequent SeaQuest/E906 experiment at Fermilab [46], from which results are expected soon. The LHCb data could be used to check the impact from the SeaQuest [47] result for \bar{d}/\bar{u} in the large- x region. In Fig. 11, we compare the theoretical prediction based on the update CT14HERA2 PDFs (with the 300 fb^{-1} LHCb 13 TeV combined W^\pm and Z pseudo-

data as input) and the original CT14HERA2 PDFs. This shows that the LHCb 13 TeV data could further constrain the deuteron-to-proton ratio, $\sigma_{pd}/2\sigma_{pp}$, in the large- x region.

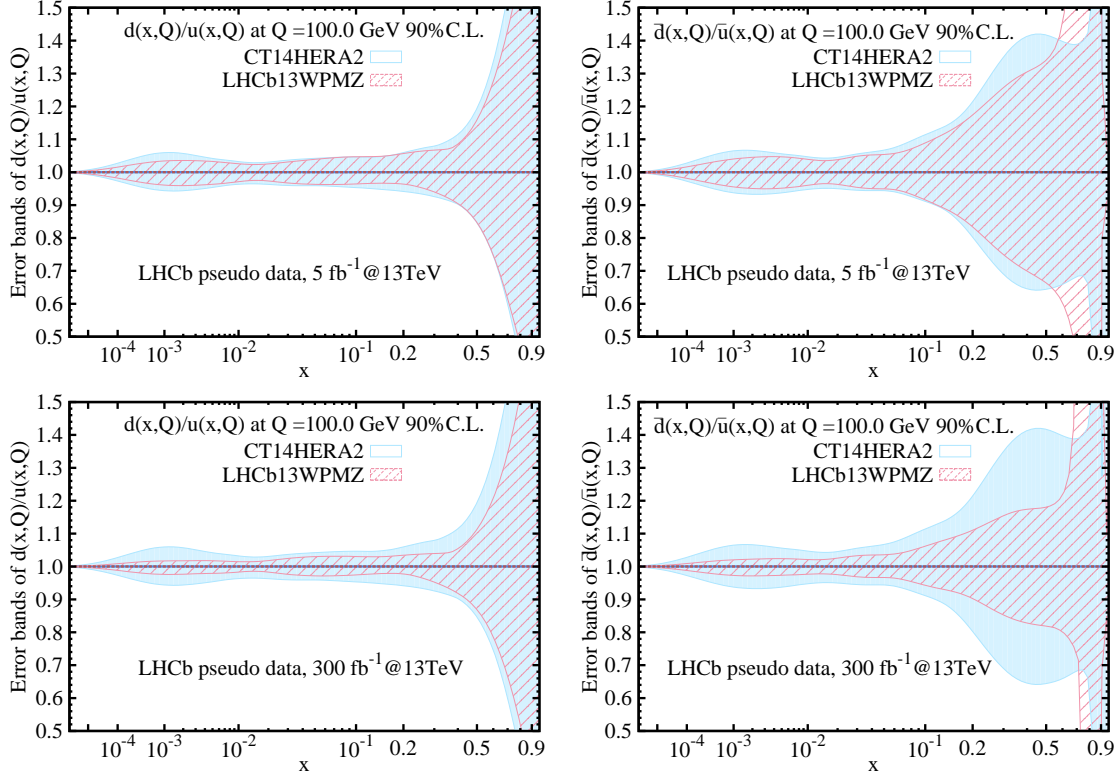


FIG. 10: PDF uncertainties associated with d/u (left) and \bar{d}/\bar{u} (right), as a function of x , in the CT14HERA2 PDF sets and EPUMP updated new PDF sets. The denominator is the central value of each PDF set. The single W^\pm and Z boson differential cross section are taken as EPUMP input. (top-left) The d/u result using 5 fb^{-1} data; (top-right) the \bar{d}/\bar{u} result using 5 fb^{-1} data; (bottom-left) the d/u result using 300 fb^{-1} data; and (bottom-right) the \bar{d}/\bar{u} result using 300 fb^{-1} data.

D. Update from LHCb 13 TeV $(W^+ + W^-)/Z$ pseudo-data

At tree level, the Z boson is produced via $q\bar{q}$ annihilation, where q could be u , d , c , s , and b , while the W^\pm boson could be produced via $u\bar{s}$ and $\bar{u}s$. Therefore, the ratio of W^\pm distribution to that of the Z boson could be sensitive to the $\frac{s+\bar{s}}{u+d}$ at first order [19].

With a uniform binning (18 pseudorapidity/rapidity bins, from 2.0 to 4.5), a $(W^+ + W^-)/Z$ ratio in each bin is calculated, where the muon pseudorapidity of the W^\pm boson

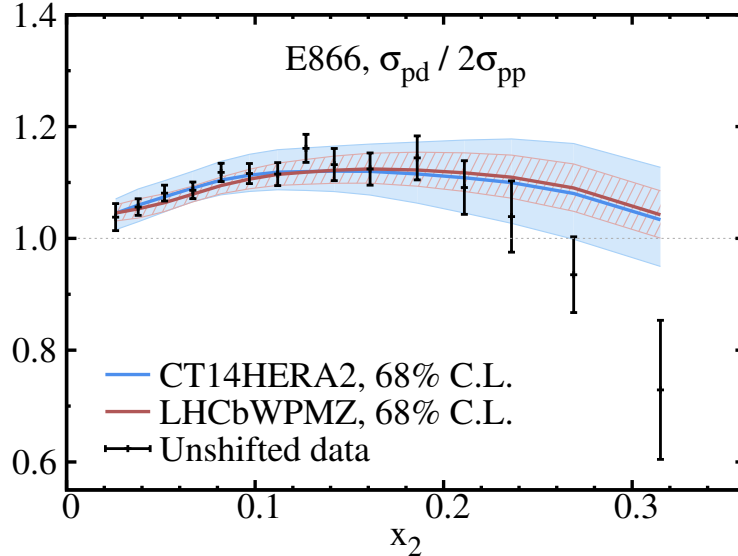


FIG. 11: Theoretical predictions based on the updated CT14HERA2 (red band) and original CT14HERA2 (blue band) for the fixed-target Drell-Yan cross section, $\sigma_{pd}/2\sigma_{pp}$, in the region of larger $x_2 \gtrsim 0.1$ to be probed by the SeaQuest experiment [46] at Fermilab.

For comparison, the higher- x_2 portion of the older E866 data [45] (black points) is also presented here.

and the rapidity of the Z boson are used. Correlations between the predicted LHCb 13 TeV $(W^+ + W^-)/Z$ ratio and $\frac{s+\bar{s}}{u+d}$ are shown in Fig. 12. With the calculated $(W^+ + W^-)/Z$ ratio as EPUMP input, we checked the impact on $\frac{s+\bar{s}}{u+d}$ from the LHCb single W^\pm and Z data, as shown in Fig. 12. With 5 fb^{-1} LHCb 13 TeV pseudo-data as input, the $(W^+ + W^-)/Z$ data does not have a visible impact on the PDF ratio $\frac{s+\bar{s}}{u+d}$. With 300 fb^{-1} LHCb 13 TeV pseudo-data as input, the impact on the PDF ratio $\frac{s+\bar{s}}{u+d}$ becomes significant in the x range of 10^{-2} to 10^{-1} , which could be used to precisely determine the strange quark PDFs in the future. As expected, larger correlations between $(W^+ + W^-)/Z$ and $\frac{s+\bar{s}}{u+d}$ are seen in the same x range.

IV. TOLERANCE CRITERIA IN EPUMP UPDATE

The tolerance criterion (*i.e.*, the choice of total $\Delta\chi^2$ value in a global analysis) is an important parameter in PDF fitting.

It was extensively discussed in Ref. [48] that in order to best reproduce CT14HERA2

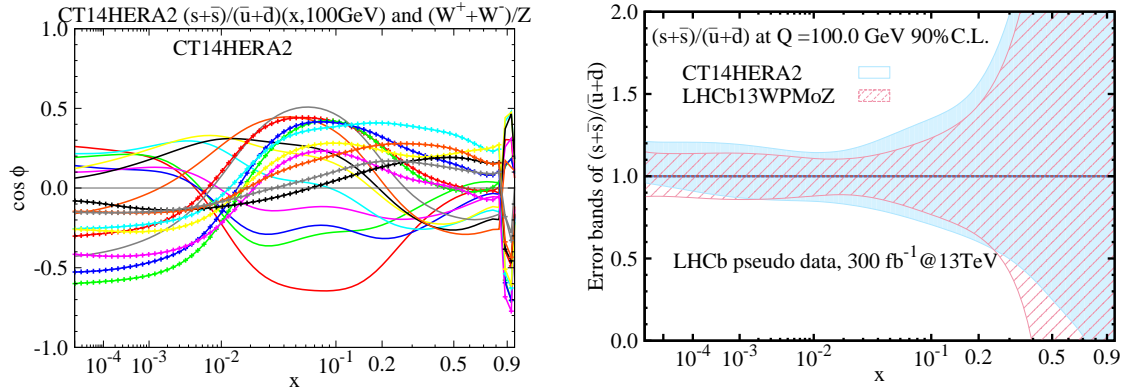


FIG. 12: (left) $\cos \phi$ between the PDF ratio $\frac{s+\bar{s}}{u+d}$ and the $(W^+ + W^-)/Z$ ratio. Lines with different color represent different bins, and the same index as Fig. 1 is used. (right) The PDF uncertainties associated with $\frac{s+\bar{s}}{u+d}$ distribution, using the 300 fb^{-1} data, as a function of x , in the CT14HERA2 PDFs and ePUMP updated new PDFs. The denominator is the central value of each PDF set. The single $(W^+ + W^-)/Z$ boson differential cross sections are taken as the ePUMP input.

global fit, one should use dynamical tolerance in ePUMP. If the tolerance is set to be $\Delta\chi^2 = 1$ at 68% CL, or equivalently, $(1.645)^2$ at 90% CL, instead of using a dynamical tolerance, a very large weight is effectively assigned to the new input data, when updating the existing PDFs in the CT PDF global analysis framework.

To illustrate the differences between the ePUMP updated PDFs using a dynamical tolerance and a fixed tolerance with $\Delta\chi^2 = (1.645)^2$, we used the single LHCb 13 TeV Z data as the ePUMP input. The result is shown in Fig. 13. The impact from the new data is enhanced when the PDFs are updated with $\Delta\chi^2 = (1.645)^2$, which could introduce bias in the new updated PDF set.

This conclusion also holds for using MMHT2014 [27] and PDF4LHC15 [49] PDFs in profiling analysis to study the impact of a new (pseudo-) data on updating the existing PDFs.

V. CONCLUSION

With detector instrumented in the forward region, the pp collision data collected by the LHCb experiment provides essential and complementary information for a global analysis

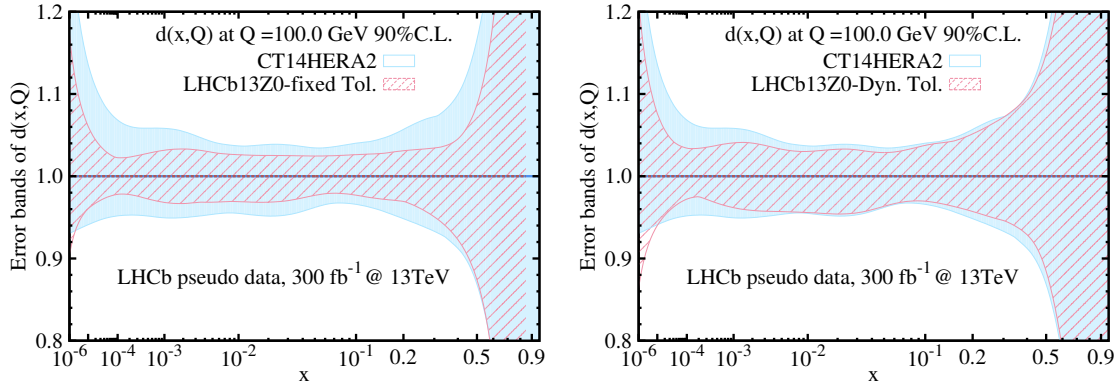


FIG. 13: PDF uncertainties associated with the d quark distribution, as a function of x , in the CT14HERA2 PDFs and EPUMP updated new PDFs. The denominator is the central set of each PDF sets. The rapidity distribution of Z boson events (300 fb^{-1}) is used as input to the EPUMP update. (left) The result with fixed tolerance of $\Delta\chi^2 = (1.645)^2$ at the 90% CL, and (right) the result with dynamical tolerance.

of experimental data to determine the PDFs of the proton, as compared to data collected by the ATLAS and CMS detectors.

In this article, we have studied the potential of the LHCb 13 TeV single W^\pm and Z boson pseudo-data for constraining the PDFs in the proton. As an example, we demonstrated the sensitivity of the LHCb 13 TeV data, collected with an integrated luminosity of 5 fb^{-1} and 300 fb^{-1} , respectively, to reducing the PDF uncertainty bands of the CT14HERA2 PDFs. We have also investigated the sensitivities of various experimental observables.

A large impact from the LHCb 13 TeV data on various quark flavor PDFs has been seen across the x region, and significant contributions in the small- x ($< 10^{-3}$) region are expected. In particular, the d and \bar{d} quark PDF uncertainties are reduced dramatically, $\sim 60\%$ improvement at momentum fraction (x) around 10^{-3} . Due to its large event rate, the LHCb 13 TeV W^+/W^- data can already further reduce the d/u PDF uncertainty, even with only a 5 fb^{-1} data sample, as shown in Fig. 4. Most of the improvements are concentrated in the small- x region, from 10^{-5} to 10^{-3} . The 300 fb^{-1} LHCb 13 TeV data sample could further reduce the uncertainties of both the PDF ratios d/u and \bar{d}/\bar{u} (by $\sim 20\%$) in the small- x region, as well as giving some noticeable improvements in the large- x region, which is currently dominated by DIS data in global analysis.

Although it has a smaller event rate than the W^\pm events, the LHCb 13 TeV Z data can also

provide important constraints on PDFs, particularly when considering a double-differential distribution (as a function of Z boson p_T and rapidity), as the experimental observable for updating the existing PDFs. We have compared the impact of the LHCb 13 TeV Z boson pseudo-data on PDFs by performing single differential (Z boson p_T), double-differential (Z boson p_T and Z boson rapidity), and triple-differential (Z boson p_T , Z boson rapidity, and lepton $\cos\theta^*$) cross section measurements. We found that with limited statistics of Z boson events (5 fb^{-1} data), the multi-dimensional measurements cannot significantly improve the PDF determination, as compared to one-dimensional measurements of Z boson p_T , lepton $\cos\theta^*$, and Z boson rapidity, respectively. With a 300 fb^{-1} data sample, however, the multi-dimensional measurement has better constraints on the PDFs, across the whole x range.

It is evident that the combined data sample of W^\pm and Z boson events can provide further constraints on PDFs. Examining the ratio of the event rates $(W^+ + W^-)/Z$ could directly probe the PDF ratio $\frac{s+\bar{s}}{\bar{u}+d}$, as previously noted in Ref. [19]. With 5 fb^{-1} LHCb 13 TeV pseudo-data as input, the $(W^+ + W^-)/Z$ data does not have a visible impact on the PDF ratio $\frac{s+\bar{s}}{\bar{u}+d}$. With 300 fb^{-1} LHCb 13 TeV pseudo-data as input, the impact on the PDF ratio $\frac{s+\bar{s}}{\bar{u}+d}$ becomes significant in the x range of 10^{-2} to 10^{-1} , which could be used to precisely determine the strange quark PDFs in the future. The above features suggest that the LHCb single W^\pm and Z data taken at the LHC 13 TeV will provide very important and unique information in a global analysis, complementary to the ATLAS and CMS results. With an integrated luminosity of 300 fb^{-1} data to be collected in the future, the impact from the LHCb 13 TeV data on the PDF fitting could be enhanced significantly by performing a multi-differential cross section measurement.

Before concluding our work, we also pointed out the important role of tolerance criteria in the PDF updating. As discussed in Ref. [48], one should use dynamical tolerance in EPUMP. Setting the tolerance to be 1 at 68% CL, or equivalently, $(1.645)^2$ at 90% CL, will greatly overestimate the impact of a given new data set when updating the existing PDFs in the CT PDF global analysis framework. This conclusion also holds for using MMHT2014 [27] and PDF4LHC15 [49] PDFs in profiling analysis to study the impact of a new (pseudo-) data on updating the existing PDFs.

VI. ACKNOWLEDGMENTS

This work is supported by the National Natural Science Foundation of China under the Grant No. 11875142, No. 11965020, and by the U.S. National Science Foundation under Grant No. PHY-2013791. C.-P. Yuan is also grateful for the support from the Wu-Ki Tung endowed chair in particle physics.

-
- [1] **CDF** Collaboration, T. Aaltonen *et al.*, Precise measurement of the W boson mass with the CDF II detector, [Phys. Rev. Lett. **108**, 151803 \(2012\)](#), [arXiv:1203.0275](#).
 - [2] **D0** Collaboration, V. M. Abazov *et al.*, Measurement of the W Boson Mass with the D0 Detector, [Phys. Rev. Lett. **108**, \(2012\) 151804](#), [arXiv:1203.0293](#).
 - [3] **ATLAS** Collaboration, M. Aaboud *et al.*, Measurement of the W -boson mass in pp collisions at $\sqrt{s} = 7$ TeV with the ATLAS detector, [Eur. Phys. J. C **78**, \(2018\) 110](#), Erratum: [Eur. Phys. J. C **78**, \(2018\) 898](#), [arXiv:1701.07240](#).
 - [4] V. N. Gribov and L. N. Lipatov, Deep inelastic ep scattering in perturbation theory, [Sov. J. Nucl. Phys. **15**, \(1972\) 438–450](#).
 - [5] Yuri L. Dokshitzer, Calculation of the Structure Functions for Deep Inelastic Scattering and e^+e^- Annihilation by Perturbation Theory in Quantum Chromodynamics, [Sov. Phys. JETP **46**, \(1977\) 641–653](#).
 - [6] G. Altarelli and G. Parisi, Asymptotic Freedom in Parton Language, [Nucl. Phys. B **126**, \(1977\) 298–318](#).
 - [7] P. J. Rijken and W. L. van Neerven, Order α_s^2 contributions to the Drell-Yan cross-section at fixed target energies, [Phys. Rev. **D51** \(1995\) 44–63](#), [arXiv:hep-ph/9408366](#).
 - [8] R. Hamberg, W. L. van Neerven, and T. Matsuura, A complete calculation of the order α_s^2 correction to the Drell-Yan K factor, [Nucl. Phys. **B359** \(1991\) 343–405](#). Erratum: [Nucl. Phys. **B644**, \(2002\) 403](#).
 - [9] R. V. Harlander and W. B. Kilgore, Next-to-next-to-leading order Higgs production at hadron colliders, [Phys. Rev. Lett. **88** \(2002\) 201801](#), [arXiv:hep-ph/0201206](#).
 - [10] W. L. van Neerven and E. B. Zijlstra, The $O(\alpha_s^2)$ corrected Drell-Yan K factor in the DIS and MS scheme, [Nucl. Phys. **B382**, \(1992\) 11](#). Erratum: [Nucl. Phys. **B680**, \(2004\) 513](#).

- [11] C. Anastasiou, L. Dixon, K. Melnikov, and F. Petriello, High precision QCD at hadron colliders: Electroweak gauge boson rapidity distributions at NNLO, [Phys. Rev. **D69** \(2004\) 094008](#), [arXiv:hep-ph/0312266](#).
- [12] S. Dulat, T. J. Hou, J. Gao, M. Guzzi, J. Huston, P. Nadolsky, J. Pumplin, C. Schmidt, D. Stump, and C. P. Yuan, New parton distribution functions from a global analysis of quantum chromodynamics, [Phys. Rev. **D93** \(2016\) 033006](#), [arXiv:1506.07443](#).
- [13] **ATLAS** Collaboration, G. Aad *et al.*, Measurement of the inclusive W^\pm and Z/γ^* cross sections in the electron and muon decay channels in pp collisions at $\sqrt{s} = 7$ TeV with the ATLAS detector, [Phys. Rev. **D85** \(2012\) 072004](#), [arXiv:1109.5141](#).
- [14] **CMS** Collaboration, S. Chatrchyan *et al.*, Measurement of the electron charge asymmetry in inclusive W production in pp collisions at $\sqrt{s} = 7$ TeV, [Phys. Rev. Lett. **109** \(2012\) 111806](#), [arXiv:1206.2598](#).
- [15] **CMS** Collaboration, S. Chatrchyan *et al.*, Measurement of the muon charge asymmetry in inclusive $pp \rightarrow W + X$ production at $\sqrt{s} = 7$ TeV and an improved determination of light parton distribution functions, [Phys. Rev. **D90** \(2014\) 032004](#), [arXiv:1312.6283](#).
- [16] **LHCb** Collaboration, R. Aaij *et al.*, Inclusive W and Z production in the forward region at $\sqrt{s} = 7$ TeV, [JHEP **06** \(2012\) 058](#), [arXiv:1204.1620](#).
- [17] S. Alekhin, J. Blumlein, and S. Moch, The ABM parton distributions tuned to LHC data, [Phys. Rev. **D89** \(2014\) 054028](#), [arXiv:1310.3059](#).
- [18] J. Gao, and L. Harland-Lang, and J. Rojo, The Structure of the Proton in the LHC Precision Era, [Phys. Rept. **742** \(2018\) 1–121](#), [arXiv:1709.04922](#).
- [19] P. M. Nadolsky, H.-L. Lai, Q.-H. Cao, J. Huston, J. Pumplin, D. Stump, W.-K. Tung, and C. P. Yuan, Implications of CTEQ-TEA global analysis for collider observables, [Phys. Rev. **D78** \(2008\) 013004](#), [arXiv:0802.0007](#).
- [20] **LHCb** Collaboration, A. A. Alves, Jr. *et al.* The LHCb Detector at the LHC, [JINST **3**, \(2008\) S08005](#).
- [21] **LHCb** Collaboration, R. Aaij *et al.* LHCb Detector Performance, [Int. J. Mod. Phys. A **30**, \(2015\) 1530022](#), [arXiv:1412.6352](#).
- [22] **LHCb** Collaboration, R. Aaij *et al.*, Measurement of the cross-section for $Z \rightarrow e^+e^-$ production in pp collisions at $\sqrt{s} = 7$ TeV, [JHEP **1302**, \(2013\) 106](#), [arXiv:1212.4620](#).

- [23] **LHCb** Collaboration, R. Aaij *et al.*, Measurement of the forward W boson cross-section in pp collisions at $\sqrt{s} = 7$ TeV, [JHEP **1412**, \(2014\) 079](#), [arXiv:1408.4354](#).
- [24] **LHCb** Collaboration, R. Aaij *et al.*, Measurement of forward $Z \rightarrow e^+e^-$ production at $\sqrt{s} = 8$ TeV, [JHEP **1505**, \(2015\) 109](#), [arXiv:1503.00963](#).
- [25] **LHCb** Collaboration, R. Aaij *et al.*, Measurement of forward W and Z boson production in pp collisions at $\sqrt{s} = 8$ TeV, [JHEP **1601**, \(2016\) 155](#), [arXiv:1511.08039](#).
- [26] **LHCb** Collaboration, R. Aaij *et al.*, Measurement of forward $W \rightarrow e\nu$ production in pp collisions at $\sqrt{s} = 8$ TeV, [JHEP **1610**, \(2016\) 030](#), [arXiv:1608.01484](#).
- [27] L. A. Harland-Lang, A. D. Martin, P. Motylinski and R. S. Thorne, Parton distributions in the LHC era: MMHT 2014 PDFs, [Eur. Phys. J. C **75**, \(2015\) 204](#), [arXiv:1412.3989](#).
- [28] **NNPDF** Collaboration, R. D. Ball *et al.*, Parton distributions for the LHC Run II, [JHEP **1504** \(2015\) 040](#), [arXiv:1410.8849](#).
- [29] **LHCb** Collaboration, R. Aaij *et al.*, Precision luminosity measurements at LHCb, [JINST **9**, \(2014\) P12005](#), [arXiv:1410.0149](#).
- [30] **LHCb** Collaboration, R. Aaij *et al.*, Observation of CP Violation in Charm Decays, [Phys. Rev. Lett. **122**, \(2019\) 11803](#), [arXiv:1903.08726](#).
- [31] **LHCb** Collaboration, I. Bediaga *et al.*, Framework TDR for the LHCb Upgrade: Technical Design Report, [CERN-LHCC-2012-007](#), [LHCb-TDR-12](#).
- [32] **LHCb** Collaboration, R. Aaij *et al.*, Physics case for an LHCb Upgrade II - Opportunities in flavour physics, and beyond, in the HL-LHC era, [LHCb-PUB-2018-009](#), [CERN-LHCC-2018-027](#), [arXiv:1808.08865](#).
- [33] **LHCb** Collaboration, R. Aaij *et al.*, Expression of Interest for a Phase-II LHCb Upgrade: Opportunities in flavour physics, and beyond, in the HL-LHC era, [CERN-LHCC-2017-003](#).
- [34] I. Efthymiopoulos *et al.*, LHCb Upgrades and operation at $10^{34} \text{cm}^{-2} \text{s}^{-1}$ luminosity –A first study, [CERN-ACC-NOTE-2018-0038](#).
- [35] T. J. Hou, S. Dulat, J. Gao, M. Guzzi, J. Huston, P. Nadolsky, J. Pumplin, C. Schmidt, D. Stump, C. P. Yuan CTEQ-TEA parton distribution functions and HERA Run I and II combined data, [Phys. Rev. D **95**, \(2017\) 034003](#), [arXiv:1609.07968](#).
- [36] C. Schmidt, J. Pumplin, and C. P. Yuan, Updating and optimizing error parton distribution function sets in the Hessian approach, [Phys. Rev. D **98**, \(2018\) 094005](#), [arXiv:1806.07950](#).

- [37] T. J. Hou, Z. Yu, S. Dulat, C. Schmidt and C. P. Yuan, Updating and optimizing error parton distribution function sets in the Hessian approach. II., [Phys. Rev. D **100**, \(2019\) 114024](#), [arXiv:1907.12177 \[hep-ph\]](#).
- [38] C. Willis, R. Brock, D. Hayden, T. J. Hou, J. Isaacson, C. Schmidt and C. P. Yuan, New method for reducing parton distribution function uncertainties in the high-mass Drell-Yan spectrum, [Phys. Rev. D **99**, \(2019\) 054004](#), [arXiv:1809.09481](#).
- [39] **LHCb** Collaboration, R. Aaij *et al.*, Measurement of the forward Z boson production cross-section in pp collisions at $\sqrt{s} = 13$ TeV, [JHEP **1609**, \(2016\) 136](#), [arXiv:1607.06495](#).
- [40] Li, Ye and Petriello, Frank, Combining QCD and electroweak corrections to dilepton production in FEWZ, [Phys. Rev. D **86**, \(2012\) 094034](#), [arXiv:1208.5967](#).
- [41] C. Balazs and C. P. Yuan, Soft gluon effects on lepton pairs at hadron colliders, [Phys. Rev. D **56**, \(1997\) 5558](#), [arXiv:hep-ph/9704258](#).
- [42] F. Landry, R. Brock, P. M. Nadolsky and C. Yuan, Tevatron Run-1 Z boson data and Collins-Soper-Sterman resummation formalism, [Phys. Rev. D **67**, \(2003\) 073016](#), [arXiv:hep-ph/0212159 \[hep-ph\]](#).
- [43] P. Sun, J. Isaacson, C. P. Yuan and F. Yuan, Nonperturbative functions for SIDIS and Drell-Yan processes, [Int. J. Mod. Phys. A **33**, \(2018\) 11, 1841006](#), [arXiv:1406.3073 \[hep-ph\]](#).
- [44] J. C. Collins and D. E. Soper, Angular Distribution of Dileptons in High-Energy Hadron Collisions, [Phys. Rev. D **16**, \(1977\) 2219](#).
- [45] **NuSea** Collaboration, R. S. Towell *et al.*, Improved measurement of the \bar{d}/\bar{u} asymmetry in the nucleon sea, [Phys. Rev. D **64** \(2001\) 052002](#), [arXiv:hep-ex/0103030](#).
- [46] **SeaQuest** Collaboration, C. A. Aidala *et al.*, The SeaQuest Spectrometer at Fermilab, [Nucl. Instrum. Meth. A **930** \(2019\) 49–63](#), [arXiv:1706.09990](#).
- [47] A. Tadepalli, Light anti-quark flavor asymmetry in the nucleon sea and the nuclear dependence of anti-quarks in nuclei at the SeaQuest Experiment, [FERMILAB-THESIS-2019-12](#).
- [48] T. J. Hou, J. Gao, T. J. Hobbs, K. Xie, S. Dulat, M. Guzzi, J. Huston, P. Nadolsky, J. Pumplin, C. Schmidt, I. Sitiwaldi, D. Stump, and C. P. Yuan, New CTEQ global analysis of quantum chromodynamics with high-precision data from the LHC, [arXiv:1912.10053](#).
- [49] J. Butterworth *et al.*, PDF4LHC recommendations for LHC Run II, [J. Phys. G **43** \(2016\) 023001](#), [arXiv:1510.03865](#).