

Muonization of supernova matter

Tobias Fischer,^{1,*} Gang Guo,² Gabriel Martínez-Pinedo,^{3,4,5} Matthias Liebendörfer,⁶ and Anthony Mezzacappa⁷

¹*Institute of Theoretical Physics, University of Wrocław, 50-204 Wrocław, Poland*

²*Institute of Physics, Academia Sinica, Taipei, 11529, Taiwan*

³*GSI Helmholtzzentrum für Schwerionenforschung, 64291 Darmstadt, Germany*

⁴*Institut für Kernphysik, Technische Universität Darmstadt, 64289 Darmstadt, Germany*

⁵*Helmholtz Forschungsakademie Hessen für FAIR,*

GSI Helmholtzzentrum für Schwerionenforschung, Planckstraße 1, 64291 Darmstadt, Germany

⁶*Department of Physics, University of Basel, 4056 Basel, Switzerland*

⁷*Department of Physics and Astronomy, University of Tennessee, Knoxville, TN 37996-1200, USA*

(Dated: September 1, 2020)

The present article investigates the impact of muons on core-collapse supernovae, with particular focus on the early muon neutrino emission. While the presence of muons is well understood in the context of neutron stars, until the recent study by Bollig et al. [Phys. Rev. Lett. **119**, 242702 (2017)] the role of muons in core-collapse supernovae had been neglected – electrons and neutrinos were the only leptons considered. In their study, Bollig et al. disentangled the muon and tau neutrinos and antineutrinos and included a variety of muonic weak reactions, all of which the present paper follows closely. Only then does it become possible to quantify the appearance of muons shortly before stellar core bounce and how the post-bounce prompt neutrino emission is modified.

I. INTRODUCTION

A core-collapse supernova (SN) determines the final fate of all stars more massive than about $8 M_{\odot}$. The associated stellar core collapse is triggered due to deleptonization by nuclear electron capture in the core and the subsequent escape of the electron neutrinos produced, lowering the degenerate electron density responsible for supporting the core against gravity, and to the photo-disintegration of heavy nuclei in the core, sapping thermal, pressure-producing energy as well. The collapse halts when the central density exceeds normal nuclear density. The repulsive short-range nuclear force reverses the collapse, and the stellar core rebounds. An expanding shock wave forms, which stalls when crossing the neutrinospheres, the surfaces of last scattering for the neutrinos produced and trapped during core collapse. A large number of electron captures on the newly liberated protons from the dissociation of nuclei by the shock releases the deleptonization burst after the shock passes the neutrinospheres. This happens on a timescale of about 5–20 ms after core bounce [1, 2]. The central compact object comprising a cold, un-shocked core and a hot, shocked mantle is the proto-neutron star (PNS). The so-called SN problem poses the question: How is the stalled bounce shock revived? Several scenarios have been proposed: the neutrino heating [3], magneto-rotational [4], and acoustic [5] mechanisms, as well as a mechanism associated with a high-density phase transition in the core [6–8]. Studies of the multi-physics, multi-scale core-collapse SN phenomenology require large-scale computer models, which are based on neutrino radiation- hydrodynamics. For a recent review about the various scales and conditions of

relevance, as well as the SN equation of state (EOS), cf. Ref. [9, 10].

During a core-collapse SN, the neutrinos propagate through regions that are diffusive, semitransparent, and transparent (where the neutrinos simply stream freely). Thus, the neutrinos are not fluid-like everywhere, and a full Boltzmann kinetic treatment of neutrino transport is ultimately necessary. This has been achieved in the context of general relativistic models in spherical symmetry [11] and non-relativistic and relativistic axisymmetric models with Newtonian gravity [12, 13]. While pioneering and already advancing with respect to treating separately $\nu_{\mu/\tau}$ and $\bar{\nu}_{\mu/\tau}$, all of these studies suffer from a draw back: they assume equal distributions of μ - and τ -neutrinos and antineutrinos.

This simplification can only be justified in the absence of muons. However, it is well known for cold neutron stars, where due to the condition of β -equilibrium there are equal chemical potentials for muons and electrons ($\mu_{\mu} = \mu_e$). Hence, when $\mu_e > m_{\mu} \simeq 106$ MeV, the muon fraction can be as large as $Y_{\mu} \simeq 0.02 - 0.05$ (depending on the nuclear EOS) above a rest-mass density of about half the saturation density (2.5×10^{14} g cm⁻³). The presence of muons has important consequences for the long-term cooling of neutron stars; e.g., it modifies the direct-Urca threshold [14]. Muons have to be produced at some point during the evolution of the PNS from a hot lepton rich object to the cold β -equilibrium object discussed above. However, this aspect has only been recently studied in Ref. [15], including the possibility of muons decaying to axions [16]. Muons can be produced in non-negligible abundances during a core-collapse SN. The present article extends this study to consider the muonization of SN matter shortly before core bounce and discusses the impact of the presence of muons on the neutrino emission up to shortly after core bounce. Therefore, the Boltzmann neutrino transport scheme is extended to

* tobias.fischer@uwr.edu.pl

treat μ - and τ -neutrinos and antineutrinos separately, include an extended set of weak processes with muons in the collision integral on the right-hand side of the Boltzmann equation, and add the muon abundance as an additional independent degree of freedom in the radiation-hydrodynamics scheme.

The present article is organized as follows. In Sec. II, the SN model is briefly reviewed, with special emphasis placed on the updates to the neutrino transport scheme. Sec. III discusses our SN simulation results in close proximity of stellar core bounce, with a focus on the muonization of SN matter and on the enhanced muon-neutrino luminosity. In Sec. IV, we consider the possibility for convection to occur due to the presence of what will now be an additional lepton number gradient. The manuscript closes with a summary in Sec. V.

II. CORE-COLLAPSE SUPERNOVA MODEL

The core-collapse SN model employed in this study, AGILE-BOLTZTRAN, is based on general relativistic neutrino radiation hydrodynamics in spherical symmetry [17–19], in comoving coordinates [20, 21] with a Lagrangian baryon mass mesh featuring an adaptive mesh refinement method [22]. In the present study 207 radial mass zones are used. A recent global-comparison core-collapse SN study in spherical symmetry, including AGILE-BOLTZTRAN, can be found in Ref. [23].

A. Equation of state

AGILE-BOLTZTRAN has a flexible EOS module treating separately the nuclear part [24] and the electron/positron/photon/Coulomb EOS; the latter is collectively denoted as EPEOS [25]. In addition to the temperature, T , and restmass density, ρ , the EOS depends also on the nuclear composition with mass fractions X_i , atomic mass A_i and charge Z_i . The latter determines the charge fraction of the nuclei, which balances the combined charge fractions of electrons, Y_e and muons, Y_μ . Here, the nuclear EOS of Ref. [26] is employed. It is based on the modified nuclear statistical equilibrium approach for several 1000 nuclear species and the density-dependent relativistic mean-field model DD2 [27] for the unbound nucleons.

In the present study, a muon EOS is implemented in AGILE-BOLTZTRAN. Therefore, the following muon EOS quantities are tabulated: particle density $n_\mu = Y_\mu n_B$, internal energy density e_{μ^\pm} , pressure P_{μ^\pm} and entropy per particle s_{μ^\pm} , as a function of the muon chemical potential ranging $\mu_\mu = 0, \dots, 500$ MeV for a large range of temperatures from $T = 0, \dots, 200$ MeV. The Fermi integrals are performed numerically with a 64-point Gauss-quadrature. This ensures thermodynamic consistency. Since muons are massive leptons, their restmass cannot be neglected, and the relativistic dispersion rela-

tion must be employed, $E = \sqrt{p^2 + m_\mu^2}$, unlike electrons/positrons, which are ultrarelativistic ($E \simeq p$). In the SN simulations, where the muon abundance becomes the degree of freedom for the muon EOS, in addition to temperature and restmass density, a linear interpolation is used to find the corresponding muonic thermodynamic state, $\mu_\mu(T, \rho Y_\mu)$, $e_{\mu^\pm}(T, \rho Y_\mu)$, $P_{\mu^\pm}(T, \rho Y_\mu)$ and $s_{\mu^\pm}(T, \rho Y_\mu)$, respectively. These quantities, except μ_μ , are then added to the corresponding quantities for baryons (B) and EPEOS, in order to obtain the total quantities,

$$\begin{aligned} e_{\text{tot}} &= e_B(T, \rho, Y_p) + e_{\text{EPEOS}}(T, \rho Y_e, \{X_i, A_i, Z_i\}) \\ &\quad + e_{\mu^\pm}(T, \rho Y_\mu), \\ P &= P_B(T, \rho, Y_p) + P_{\text{EPEOS}}(T, \rho Y_e, \{X_i, A_i, Z_i\}) \\ &\quad + P_{\mu^\pm}(T, \rho Y_\mu), \\ s &= s_B(T, \rho, Y_p) + s_{\text{EPEOS}}(T, \rho Y_e, \{X_i, A_i, Z_i\}) \\ &\quad + s_{\mu^\pm}(T, \rho Y_\mu). \end{aligned} \tag{1} \tag{2} \tag{3}$$

Note that the baryon EOS contributions depend on the hadronic charge fraction via the charge-neutrality conditions, $Y_p = Y_e + Y_\mu$, where electron and muon abundances are associated with their corresponding net particle densities, such that $Y_e = Y_{e^-} - Y_{e^+}$ and $Y_\mu = Y_{\mu^-} - Y_{\mu^+}$.

B. Boltzmann neutrino transport

The neutrino transport scheme has to be extended in order to be able to treat individually the distributions for all 3 flavors, $\{f_{\nu_e}, f_{\nu_\mu}, f_{\nu_\tau}\}$ and their respected antineutrinos $\{f_{\bar{\nu}_e}, f_{\bar{\nu}_\mu}, f_{\bar{\nu}_\tau}\}$. BOLTZTRAN employs an operator-split method to solve the evolution equations for each neutrino and antineutrino specie separately, which has been extended from the previous setup with $(\nu_e, \bar{\nu}_e)$ and $(\nu_x, \bar{\nu}_x)$, assuming equal muon-(anti)neutrinos and tau-(anti)neutrinos $\nu_x \equiv \nu_{\mu/\tau}$ and $\bar{\nu}_x \equiv \bar{\nu}_{\mu/\tau}$, to now treating $(\nu_\mu, \bar{\nu}_\mu)$ and $(\nu_\tau, \bar{\nu}_\tau)$ separately. Note further that BOLTZTRAN employs the transport equation in conservative form; i.e. with the specific neutrino distribution function, $F_\nu := f_\nu/\rho$ [17, 18]. All neutrino species are discretized in terms of 6 momentum angles bins $\cos\vartheta \in \{-1, +1\}$ [28] – the angle between the radial motion and the momentum vector – and 36 neutrino energy bins, $E_\nu \in \{0.5, 300\}$ MeV following the setup of S. Bruenn [29]. Appendix A compares two SN simulations, both without muonic weak reactions, comparing the *traditional* Boltzmann transport scheme for 4 neutrino species $(\nu_e, \bar{\nu}_e, \nu_{\mu/\tau}, \bar{\nu}_{\mu/\tau})$ and the full 6 neutrino species transport $(\nu_e, \bar{\nu}_e, \nu_\mu, \bar{\nu}_\mu, \nu_\tau, \bar{\nu}_\tau)$. While the extension to 6-species Boltzmann neutrino transport is straight forward, the inclusion of weak interactions and the associated extensions of the collision-integral involving weak reactions with (anti)muons will be discussed in the next sections. Further details are given in Appendix B.

TABLE I. Set of muonic weak processes considered

Label	Weak process	Abbreviation
(1a)	$\nu_\mu + n \rightleftharpoons p + \mu^-$	CC
(1b)	$\bar{\nu}_\mu + p \rightleftharpoons n + \mu^+$	CC
(2a)	$\nu_\mu + \mu^\pm \rightleftharpoons \mu'^\pm + \nu'_\mu$	NMS
(2b)	$\bar{\nu}_\mu + \mu^\pm \rightleftharpoons \mu'^\pm + \bar{\nu}'_\mu$	NMS
(3a)	$\nu_\mu + e^- \rightleftharpoons \mu^- + \nu_e$	LFE
(3b)	$\bar{\nu}_\mu + e^+ \rightleftharpoons \mu^+ + \bar{\nu}_e$	LFE
(4a)	$\nu_\mu + \mu^+ \rightleftharpoons e^+ + \nu_e$	LFC
(4b)	$\bar{\nu}_\mu + \mu^- \rightleftharpoons e^- + \bar{\nu}_e$	LFC

C. Muonic weak processes

In the following subsections all new weak reactions involving (anti)muons, which are being implemented in AGILE-BOLTZTRAN, will be discussed. Table I lists all processes considered here. Further details, about the reaction rates are provided in Appendix B, see also Ref. [30], and details about their implementation in AGILE-BOLTZTRAN are provided in Appendix B of the present paper.

1. Charged-current absorption and emission

For the emissivity ($j_{\nu_\mu}(E_{\nu_\mu}), j_{\bar{\nu}_\mu}(E_{\bar{\nu}_\mu})$) and absorptivity ($\chi_{\nu_\mu}(E_{\nu_\mu}), \chi_{\bar{\nu}_\mu}(E_{\bar{\nu}_\mu})$) for the muonic charged-current (CC) reactions (1a) and (1b) in Table I, the fully inelastic and relativistic rates are employed. These rates were developed in Ref. [30], Section III A, which is based on the same treatment as for the electronic CC rates [31]. The CC rates employed here include self-consistently weak-magnetism contributions, while in Ref. [30] rate expressions are derived that in addition take into account pseudo-scalar interaction contributions, which are omitted here.

Equations (27)–(33) in Ref. [30], as well as their Appendix (B), summarize the entire algebraic expressions. Since the transition amplitudes – the spin averaged and squared matrix elements – are identical for electronic and muonic charged-current reactions, the only difference is the remaining phase space. Hence, the only replacements for the muonic charged-current rates are the different muon restmass and the muon Fermi distribution function with the corresponding muon chemical potential. These fully inelastic charged-current absorption rates are shown in Fig. 1 (solid lines) for ν_μ (left panel) and $\bar{\nu}_\mu$ (right panel) at two selected conditions, in comparison with the CC rates in the elastic approximation (see Appendix B 1). For the elastic rates we include the approximate treatment of inelasticity and weak magnetism corrections [32] via $(\bar{\nu}_\mu)\nu_\mu$ -energy dependent multiplicative factors.

For ν_μ and $\bar{\nu}_\mu$ energies below the Q values of $m_\mu - (m_n - m_p) - (U_n - U_p)$ and $m_\mu + (m_n - m_p) + (U_n - U_p)$, respectively, there can be no contribution to the opacity within the elastic treatment (details about the elastic

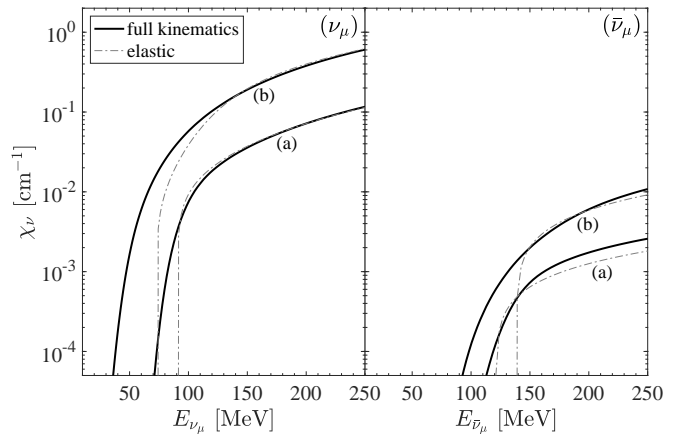


FIG. 1. Neutrino (ν_μ) and anti-neutrino ($\bar{\nu}_\mu$) opacity for the muonic charged-current reactions (1a) and (1b) in Table I, comparing the fully inelastic rates (Eq. (33) in Ref. [30]) (solid lines) and the elastic approximation (B1) (dashed lines), at two selected conditions referred to as (a) and (b) for which the corresponding thermodynamic state is given in Table II.

TABLE II. Thermodynamic state for two selected conditions.

	T	ρ	Y_e	Y_μ	μ_e	μ_μ	$U_n - U_p^a$
	[MeV]	[g cm ⁻³]			[MeV]	[MeV]	[MeV]
(a)	10	5×10^{13}	0.2	10^{-4}	108.1	51.7	13.9
(b)	25	2×10^{14}	0.15	0.05	147.4	139.8	31.5

^a U_n/p are the neutron/proton single-particle potentials, which are given by the DD2 EOS

rate expression are given in Appendix B 1), as illustrated in Fig. 1 (dashed lines) at two selected conditions (a) and (b), which are listed in Table II. This strong opacity drop is modified when taking into account inelastic contributions within the full kinematics approach, as illustrated in Fig. 1 (solid lines). Since these muonic CC processes are expected to be responsible for the muonization of SN matter, from Fig. 1 it becomes evident this channel requires ν_μ of high energy in order to produce final state muons in non-negligible amounts.

2. Neutrino–muon scattering

For neutrino–muon scattering (NMS), reactions (2a) and (2b) in Table I, the approach for neutrino–electron scattering (NES) is employed here following the detailed derivation provided in Refs. [19, 29, 33, 34], which is equivalent to the recent derivation in Ref. [30], Section II A and Appendix A. Mapping the algebraic expressions of NES to NMS is straightforward due to the similarity of the transition amplitudes and hence of the scattering kernels between NES and NMS. It requires the replacement of electron restmass and chemical potential with those of the muons. However, the vector and axial-vector coupling constants are different for NES

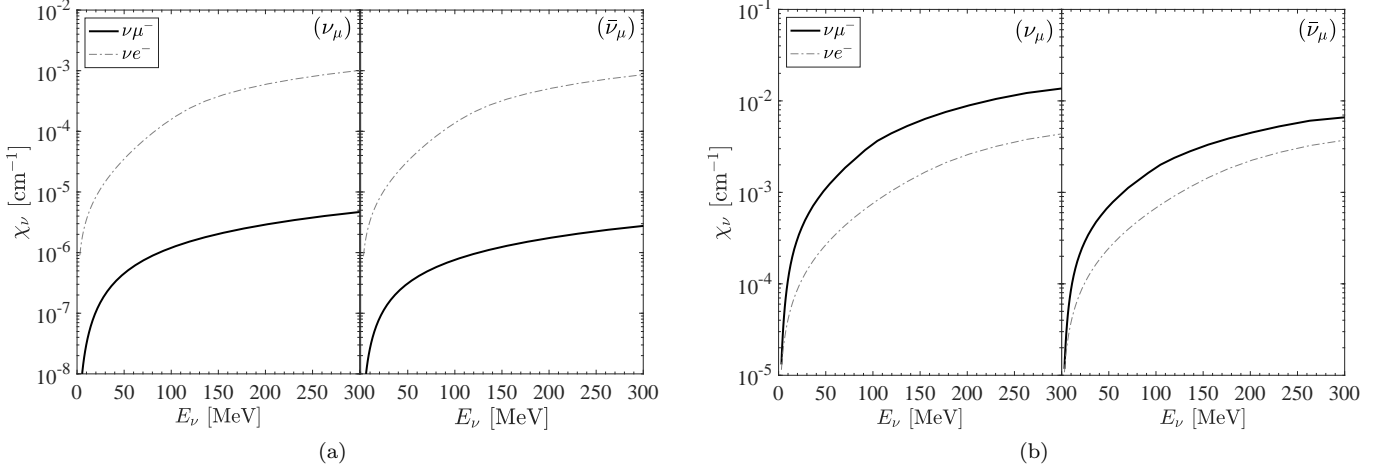


FIG. 2. Opacity Eq. (4) for neutrino–muon scattering (left panels) and antineutrino–muon scattering (right panels) on muons (solid lines) and electrons (dash-dotted lines) assuming a free final-state neutrino according to expression (4), at two selected conditions referred to as (a) and (b), which are listed in Table II.

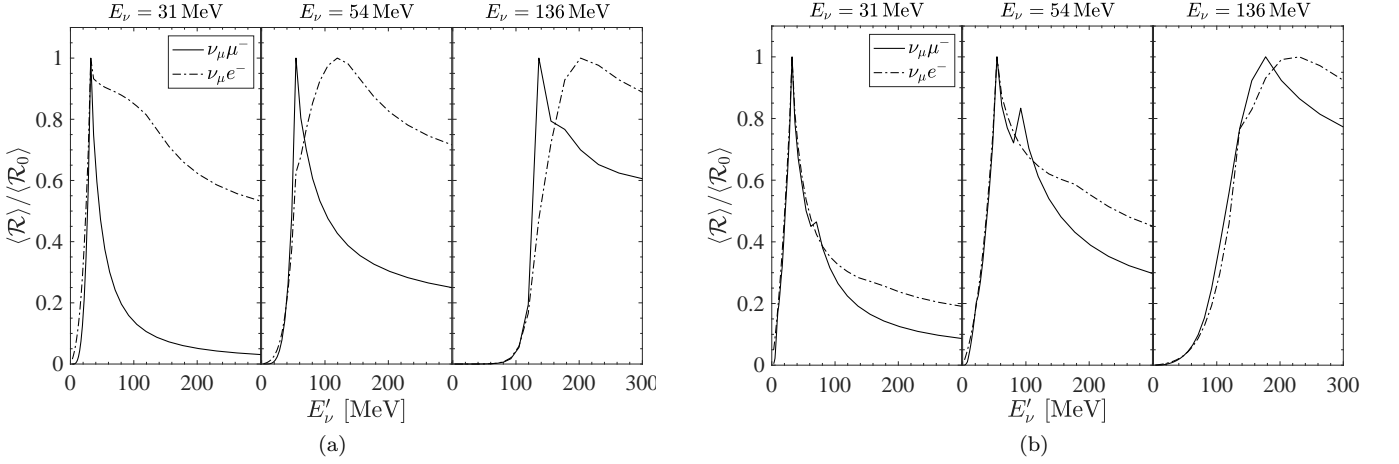


FIG. 3. Angular averaged out-scattering kernel, $\langle \mathcal{R} \rangle$ Eq. (5), normalized to unity, for three different incoming energies, $E_\nu = 31, 54, 136$ MeV, comparing NMS (solid lines) and NES (dash-dotted lines) as a function of the out-going neutrino energy, E'_ν , for the conditions (a), with the following normalizations $\langle \mathcal{R}_0^{\nu_\mu \mu^-} \rangle = 2.437 \times 10^4 \text{ MeV}^{-1} \text{ s}^{-1}$ and $\langle \mathcal{R}_0^{\nu_e e^-} \rangle = 1.112 \times 10^5 \text{ MeV}^{-1} \text{ s}^{-1}$ for $E_\nu = 31$ MeV, $\langle \mathcal{R}_0^{\nu_\mu \mu^-} \rangle = 4.174 \times 10^4 \text{ MeV}^{-1} \text{ s}^{-1}$ and $\langle \mathcal{R}_0^{\nu_e e^-} \rangle = 5.079 \times 10^5 \text{ MeV}^{-1} \text{ s}^{-1}$ for $E_\nu = 54$ MeV, $\langle \mathcal{R}_0^{\nu_\mu \mu^-} \rangle = 4.764 \times 10^4 \text{ MeV}^{-1} \text{ s}^{-1}$ and $\langle \mathcal{R}_0^{\nu_e e^-} \rangle = 9.046 \times 10^5 \text{ MeV}^{-1} \text{ s}^{-1}$ for $E_\nu = 136$ MeV, and the conditions (b), with the following normalizations $\langle \mathcal{R}_0^{\nu_\mu \mu^-} \rangle = 2.301 \times 10^6 \text{ MeV}^{-1} \text{ s}^{-1}$ and $\langle \mathcal{R}_0^{\nu_e e^-} \rangle = 5.443 \times 10^5 \text{ MeV}^{-1} \text{ s}^{-1}$ for $E_\nu = 31$ MeV, $\langle \mathcal{R}_0^{\nu_\mu \mu^-} \rangle = 4.011 \times 10^6 \text{ MeV}^{-1} \text{ s}^{-1}$ and $\langle \mathcal{R}_0^{\nu_e e^-} \rangle = 9.369 \times 10^5 \text{ MeV}^{-1} \text{ s}^{-1}$ for $E_\nu = 54$ MeV, $\langle \mathcal{R}_0^{\nu_\mu \mu^-} \rangle = 1.167 \times 10^7 \text{ MeV}^{-1} \text{ s}^{-1}$ and $\langle \mathcal{R}_0^{\nu_e e^-} \rangle = 3.216 \times 10^6 \text{ MeV}^{-1} \text{ s}^{-1}$ for $E_\nu = 136$ MeV, according to Table II.

and NSM, which are listed in Table III. Details about the scattering amplitudes and in/out scattering kernels for NMS, $\mathcal{R}_{\text{NMS}}^{\text{in/out}}$, are provided in Appendix B2, together with their implementation in the collision integral of AGILE-BOLTZTRAN.

In Fig. 2 we compare the opacity for neutrino– e^\pm scattering (dashed lines) and neutrino– μ^\pm scattering (solid lines) at two selected conditions (a) and (b), for which the thermodynamic conditions are listed in Table II. In

order to obtain the neutrino-scattering opacity, the following integration is performed of the out-scattering kernel, $\mathcal{R}_{\text{NMS}}^{\text{out}}$, over the final-state neutrino phase space,

$$\chi_\nu(E_\nu) = \frac{1}{(2\pi\hbar c)^3} \int dE_{\nu'} E_{\nu'}^2 \int d(\cos \vartheta') \int d(\cos \vartheta) \times \mathcal{R}^{\text{out}}(E_\nu, E_{\nu'}, \vartheta, \vartheta'); \quad (4)$$

i.e. assuming a free-final state neutrino phase space (more details can be found in Ref. [35]). The scatter-

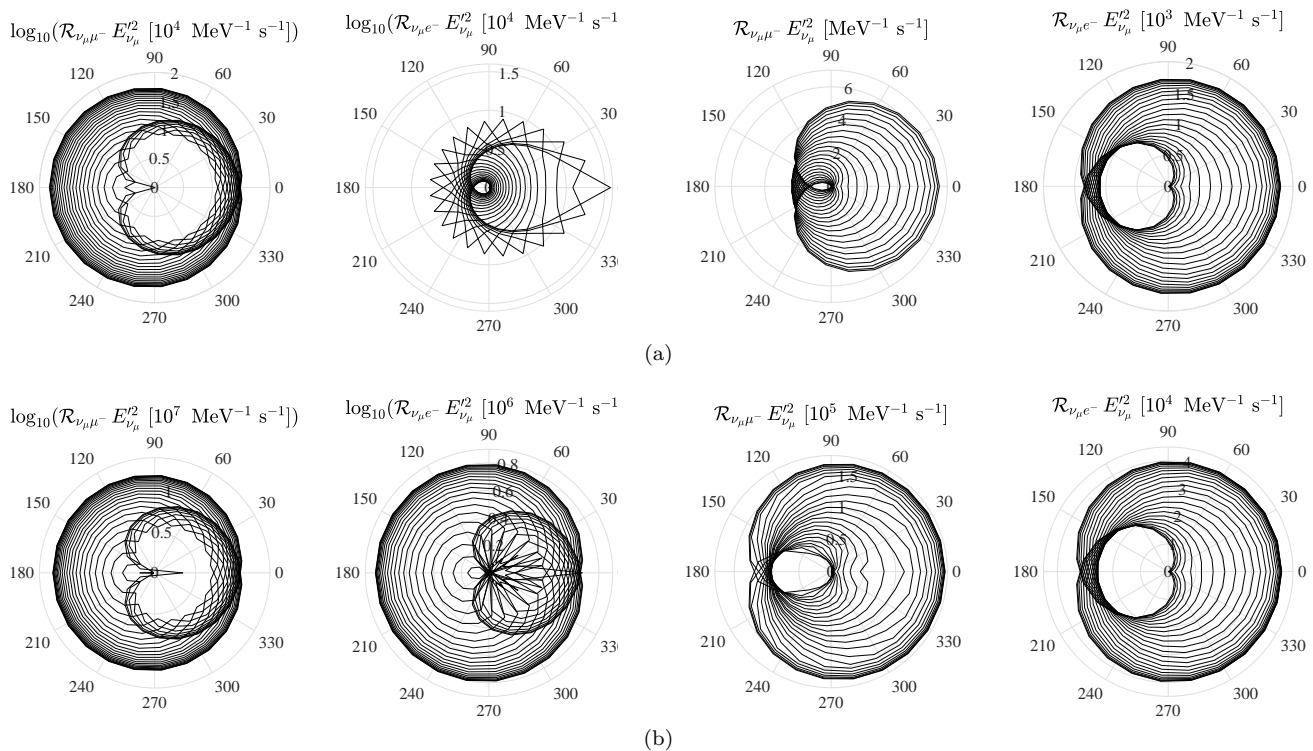


FIG. 4. Angular distribution from 0–360 degrees of the out-scattering kernel, \mathcal{R} , comparing ν_μ scattering on muons and electrons for different incoming and outgoing neutrino energies, $E_{\nu\mu}$ and $E'_{\nu\mu}$, respectively, assuming forward scattering in energy with $E_{\nu\mu} = E'_{\nu\mu} \simeq 3T$ (left panels) and up-scattering in energy with $E_{\nu\mu} = 15$ MeV, $E'_{\nu\mu} = 53$ MeV (right panels), for the conditions (a) and (b) in Table II.

TABLE III. NMS vector and axial-vector coupling constants.

Scattering process	C_V^a	C_A
$\nu_e + \mu^\pm$	$-0.5 + 2 \sin^2 \theta_W$	± 0.5
$\bar{\nu}_e + \mu^\pm$	$-0.5 + 2 \sin^2 \theta_W$	∓ 0.5
$\nu_\mu + \mu^\pm$	$0.5 + 2 \sin^2 \theta_W$	∓ 0.5
$\bar{\nu}_\mu + \mu^\pm$	$0.5 + 2 \sin^2 \theta_W$	± 0.5
$\nu_\tau + \mu^\pm$	$-0.5 + 2 \sin^2 \theta_W$	± 0.5
$\bar{\nu}_\tau + \mu^\pm$	$-0.5 + 2 \sin^2 \theta_W$	∓ 0.5

^a $\sin^2 \theta_W \approx 0.23$

ing kernel depends on the in-coming and the out-going neutrino energies, E_ν and E'_ν , as well as the in-coming and out-going relative angles, ϑ and ϑ' (see Appendix B).

Note that neutrino trapping and thermalization of μ and τ neutrinos occurs roughly at the conditions between (a) and (b) of Table II. Hence, neutrino–muon scattering may be an important source for the thermalization and trapping of heavy lepton-flavor neutrinos. Furthermore, from the comparison in Fig. 2 it becomes evident that at high densities, muon-neutrino scattering on muons dominates over scattering on electrons. This is mostly attributed to the high electron degeneracy due to which the final-state electron phase space is occupied. Note also that, at such conditions (b), neutrinos are trapped.

Since the opacity shown in Fig. 2 does not reveal in-

sights into the inelasticity of the processes, in Fig. 3 we show in addition the angular-averaged outgoing scattering kernels defined as follows,

$$\langle \mathcal{R} \rangle(E_\nu, E'_\nu) = \frac{1}{(2\pi\hbar c)^3} E_{\nu\mu}^{\prime 2} \int d(\cos \vartheta') \int d(\cos \vartheta) \times \mathcal{R}^{\text{out}}(E_\nu, E_{\nu'}, \vartheta, \vartheta'), \quad (5)$$

as a function of the outgoing neutrino energy, E'_ν , for three different incoming neutrino energies, E_ν . The normalization constants are given in the caption of Fig. 3 for the two conditions (a) and (b) listed in Table II shown in Figs. 3(a) and 3(b), respectively. From these illustrations it becomes evident that only at low densities, NES is forward peaked in energy for low incoming neutrino energies. For high incoming neutrino energies, NES has a dominant up-scattering contribution, while NMS is mostly forward peaked at all energies. The situation only changes at high densities and intermediate incoming neutrino energies $\simeq 50$ – 100 MeV.

In addition, Figure 4 shows the angular dependence of the scattering kernel, for the two conditions (a) and (b) in Table II. Therefore, the incoming and outgoing neutrino energies are fixed to some values, such that the quantity shown in Fig. 4 depends only on the in- and out-scattering angles $\cos \vartheta$ and $\cos \vartheta'$, respectively. The different contour lines represent different incoming scattering angles whereas the scale corresponds to the outgo-

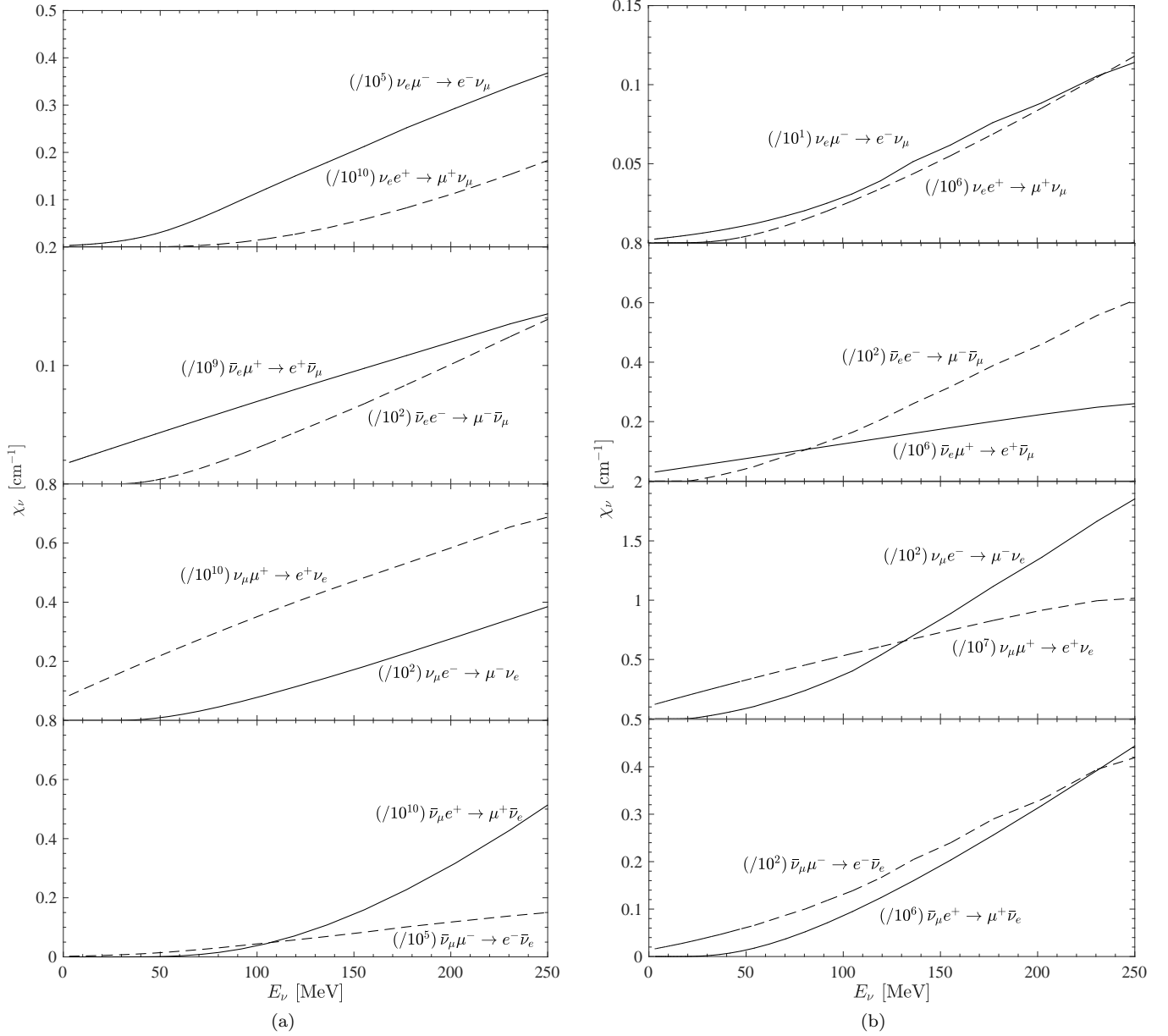


FIG. 5. Opacity for the purely leptonic processes, lepton-flavor exchange (solid lines) and lepton-flavor exchange (dashed lines), assuming a free final state neutrino, at the same two selected conditions labelled (a) and (b) for which the thermodynamic state is listed in Table II.

ing scattering angle. At low densities, which are shown in Fig. 4(a), for $E_{\nu_\mu} = E'_{\nu_\mu}$ (left panel) for NMS the forward scattering is due to the in-coming neutrinos with $\cos\vartheta > 0$, while back-scattering occurs mostly for incoming neutrinos with $\cos\vartheta < 0$. For NES, the opposite is true, forward(backward) directed incoming neutrinos result in backward(forward) out-scattering. The out-going angular distribution for $E_{\nu_\mu} = E'_{\nu_\mu}$ (left panel of Fig. 4(b)) remains at high densities for NMS, being mostly forward peaked, while NES becomes increasingly isotropic. Furthermore, from up-scattering in energy, $E_{\nu_\mu} < E'_{\nu_\mu}$, illustrated in the right panels of Fig. 4, the

angular distributions are dominated by backward scattering for both NMS and NES, at high and low densities.

3. Purely leptonic reactions – (i) lepton flavor exchange

A new class of weak processes, known as lepton flavor exchange (LFE) reactions [15], is added to AGILE-BOLTZTRAN, reactions (3a) and (3b) of Table I. The close analogy of the scattering amplitudes of NMS and LFE, enables the direct comparison between these two processes, which simplifies the calculation of the

in- and out-scattering kernels, provided in detail in Appendix B3a where the nomenclature of Ref. [19] is followed closely. It is equivalent to the recent derivation in Ref. [30], Section II A and Appendix A.

The main difference between NMS and LFE is the appearance of a new energy scale since initial- and final-state leptons are different; one has to take the restmass energy difference between muon and electron into account. This gives rise to additional terms in the scattering amplitudes (they are provided in Appendix B3a), which can be large.

Figure 5 compares the set of the LFE processes (3a) and (3b) in Table I, for each channel individually at the two selected conditions (a) and (b) corresponding to Table II. For the calculation of the opacity the same approach is implemented here as for neutrino–muon scattering Eq. (4); i.e., assuming a free final-state neutrino. These rates are in agreement with those obtained in Ref. [30] with a detailed comparison of the LFE rates and the muonic CC rates.

4. Purely leptonic reactions – (ii) lepton flavor conversion

There is a second class of purely leptonic processes involving (anti)muons, known as lepton flavor conversion reactions (LFC) [15], reactions (4a) and (4b) in Table I. The derivation of the in- and out-scattering kernels is given in Appendix B3b, again in close analogy to Ref. [30]. Figure 5 compares the rates for the LFC processes, at the same two selected conditions (a) and (b) of Table II, as before. This comparison is in agreement with the analysis of Ref. [30].

All these weak reaction rates involving muons, i.e. muonic CC rates and NMS as well as the LFE and LFC processes, are implemented in AGILE-BOLTZTRAN within the 6-species setup, in order to simulate and study the impact of the muonization of SN matter. In the following, these results will be discussed as the reference case and compared to the simulations where all muonic weak rates are set to zero. Note that we omit here the (inverse) muon decay.

III. CORE-COLLAPSE SN SIMULATIONS

The core-collapse SN simulations discussed in the following are launched from the 18 M_{\odot} progenitor from the stellar evolution series of Ref. [36]. Besides the muonic weak processes introduced in Sec. II above, the standard set of non-muonic weak reactions employed here is given in Table (1) of Ref. [31]. A comparison of these non-muonic weak rates in the ‘minimal’ setup of S. Bruenn [29] and major updates [32, 37–40], including the impact in spherically-symmetric and axially-symmetric SN simulations, is provided in Refs. [41, 42].

A. Production of muons at core bounce

There could be two mechanisms for the production of muons. One is driven by electromagnetic pair processes, such as $e^- + e^+ \rightarrow \mu^- + \mu^+$, which are fast but require high temperatures that are not reached in the simulation. Furthermore, this process would always result in a zero net muon abundance. The second mechanism is due to weak processes starting from the production of muon (anti)neutrinos that are converted later into muons. The latter is the dominant channel here. Furthermore, due to the largely different CC opacity for ν_{μ} and $\bar{\nu}_{\mu}$ a net muonic abundance can be created. However, the muonic CC processes can only operate once a large enough fraction of high-energy ν_{μ} and $\bar{\nu}_{\mu}$ are produced, which only occurs shortly before bounce. The origin of high-energy muon-(anti)neutrinos are pair processes, mainly electron–positron annihilation, when the temperature is sufficiently high that positrons are present in the stellar plasma, and N – N bremsstrahlung processes. This situation is illustrated in Fig. 6(a) (bottom panels) at a few tenths of a millisecond before core bounce, when the average energies for ν_{μ} and $\bar{\nu}_{\mu}$ reach as high as 50–70 MeV, due to temperatures on the order of about 15 MeV. The leading weak processes that give rise to the muonization are the CC reactions (1a) and (1b) in Table I. Therefore, the medium modifications of the mean-field potentials can be as high as $U_n - U_p \simeq 20 - 30$ MeV (see Fig. 6(b)). This, in turn, enables the net-production of muons when the average energy of the muon-neutrinos is substantially lower than the muon restmass energy (see therefore expression (B3) in Appendix B1 corresponding to the elastic rate approximation). Already at core bounce this leads to a non-negligible muon abundance on the order of $Y_{\mu} \simeq 10^{-3}$ (blue lines in Fig. 6(b)), in comparison to the simulation setup without muonic weak processes (red lines). Otherwise the evolution is in quantitative agreement since such a muon abundance has a negligible impact on the PNS structure (see Fig. 6(b)).

Note that the spectra of ν_{μ} and $\bar{\nu}_{\mu}$ are thermal, roughly matching the corresponding temperature profile. Consequently the muon abundance, and the muon chemical potential accordingly, follow the same temperature profile even though their leading production processes (1a) and (1b) in Table I have no purely thermal character, unlike neutrino-pair production from e^-e^+ annihilation. It is important to notice that the muonization is a dynamical process. It is determined by the muonic weak rates and the thermodynamic conditions obtained in the PNS interior. Muonic weak equilibrium is not established instantaneously: the muon chemical potential is significantly lower, $\mu_{\mu} \simeq 40 - 90$ MeV, than that of the electrons, $\mu_e \simeq 100 - 200$ MeV (see Figs. 6(a) and 6(b)) This situation remains during the entire post-bounce evolution, as illustrated in Figs. 7(a) and 7(b) for selected times corresponding to the early post-bounce phase. Furthermore, the temperature profile is non-monotonic, which is well known due to the fact that the bounce shock forms

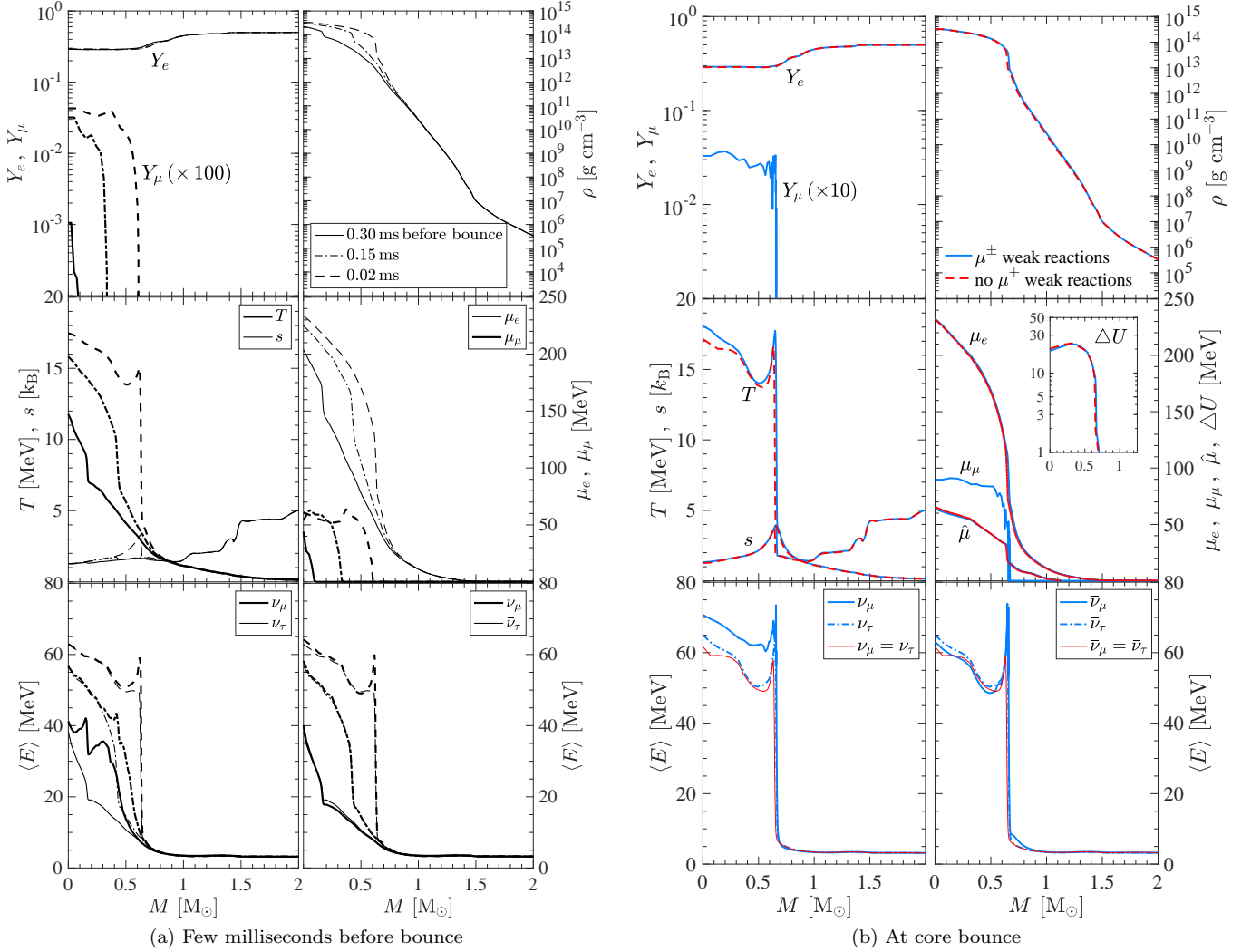


FIG. 6. (Color online) Radial profiles of selected quantities as a function of the enclosed baryon mass, showing the electron and muon fractions (Y_e , Y_μ), restmass density (ρ), temperature and entropy per baryon (T , s), electron and muon chemical potentials (μ_e, μ_μ), as well as the charged chemical potential denoted as $\hat{\mu} = \mu_n - \mu_p$ and the mean-field potential difference $\Delta U = U_n - U_p$, and the average neutrino energies for μ and τ (anti)neutrino flavors. The conditions correspond to a few tenths of a millisecond before core bounce in graph (a) and at core bounce in graph (b). The latter case compares the reference simulation with (blue lines) and without muonic weak processes (red lines). The CC rates employed here are within the full kinematics treatment.

at a radius of about 10 km. The highest temperature increase as well as the maximum temperature obtained during the post-bounce evolution is not at the very center of the forming PNS. Hence, the thermal production of muon-(anti)neutrinos from pair processes results in high average energies corresponding to the maximum temperatures (see the bottom panel in Fig. 7(b)), which in turn gives rise to a high and continuously rising muon abundance off center (see the bottom panels in Fig. 7(a) and 7(b)) during the later post-bounce evolution. The presence of a finite abundance of muons at the PNS center, $Y_\mu \simeq 10^{-4}$ to a few times 10^{-3} corresponding to densities in excess of few times 10^{12} g cm^{-3} , results in higher average ν_μ energies in that domain (see Fig. 7(b)).

However, the overall post-bounce evolution, in terms of the gross hydrodynamics evolution, is not affected by the presence of muons and associated muonic weak reactions after shock break out.

It is important to emphasise here the importance of the inelastic CC rates; i.e., with their full kinematics implementation. A test simulation, in which we used the elastic CC rates instead (not shown here for simplicity) gave rise to a substantially lower muon abundance, by nearly a factor of 2, in the off-center muon production region associated with the highest temperatures.

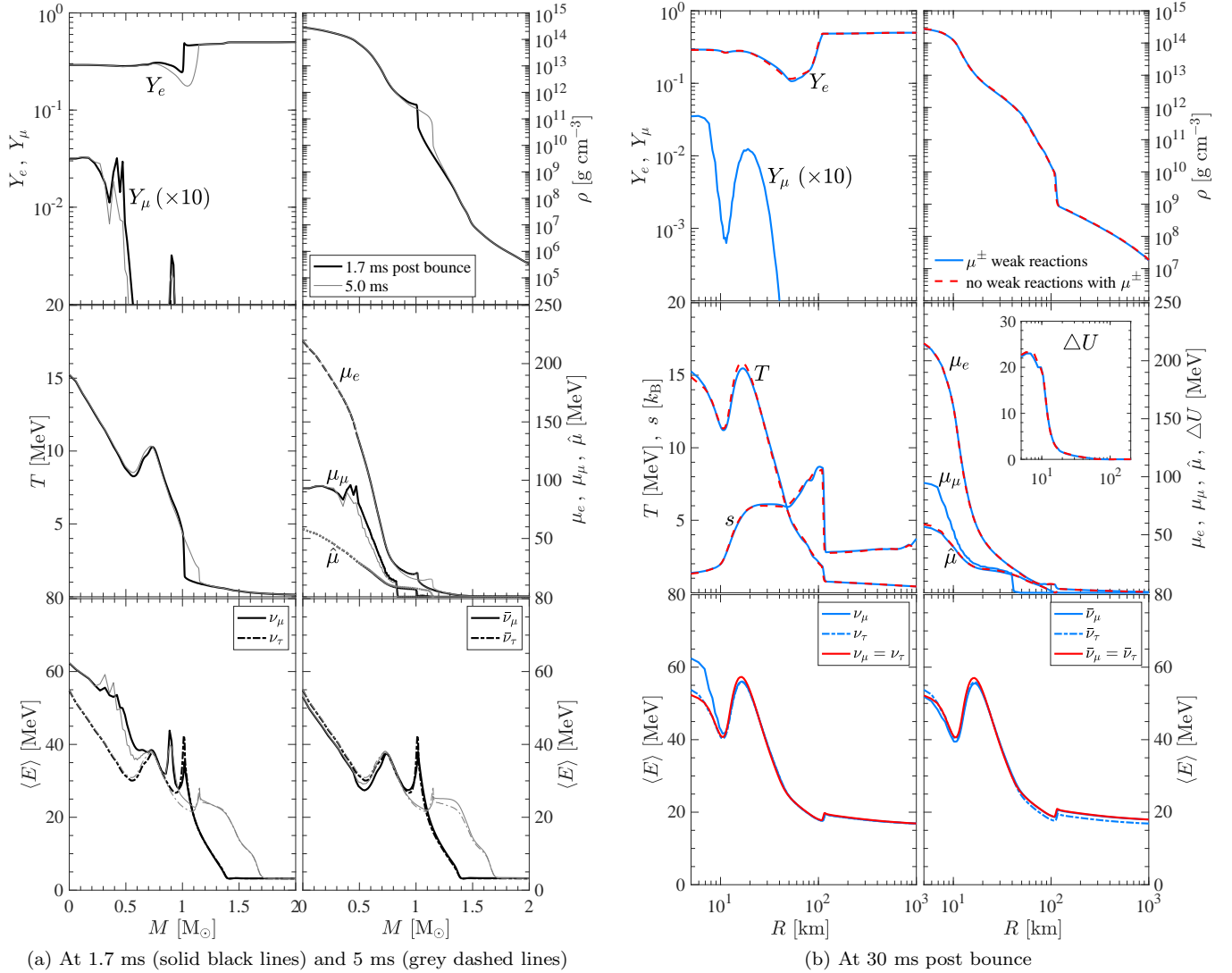


FIG. 7. (Color online) The same quantities as in Fig. 6 for the simulation with muonic weak processes at selected times shortly after the shock breakout in graph (a) as a function of the enclosed baryon mass, and at about 30 ms post bounce in graph (b) as a function of the radius. In addition in graph (b) we compare the PNS structure of the simulation with muonic weak reactions (blue lines) and without muonic weak reaction (red lines).

B. Launch of the muon neutrino burst

The continuously rising muon abundance, in turn, enables the release of a ν_μ burst (blue solid line in the middle panel of Fig. 8), relative to the simulation without muonic weak processes (red curve), associated with the shock break out. Similar to the ν_e deleptonization burst (solid curve in the top panel of Fig. 8(a)), when the shock wave crosses the muonic neutrinosphere, muon captures on protons are enabled, $\mu^- + p \rightarrow n + \nu_\mu$, due to the escape of the muon-neutrinos produced. It results not only in the substantial rise of the muon-neutrino luminosity, relative to the case without muonic weak processes, but also in the continuous rise of the off-central muon abundance as the previously partly Pauli-blocked phase space of the

muons becomes available again during the release of the ν_μ burst. This results in the increase of the muon abundance by a factor of about 10 during the first 10–30 ms after core bounce (see Fig. 7). However, the magnitude of the associated luminosity of the ν_μ burst is lower by a factor of more than five than that of the ν_e burst (see Fig. 8(a)), due to the generally lower muon abundance (see Fig. 7), which is related to the slower CC rates for ν_μ than for ν_e . This is illustrated in Fig. 9, corresponding to the situation illustrated in Fig. 7(a) (dashed grey lines) at about 5 ms post bounce. Note further, the NLS rates in Fig. 9 (dashed lines), which include in addition also LFE and LFC processes for the muon-(anti)neutrino flavors, from which it becomes evident that the latter are negligible compared to the CC rates with respect to the

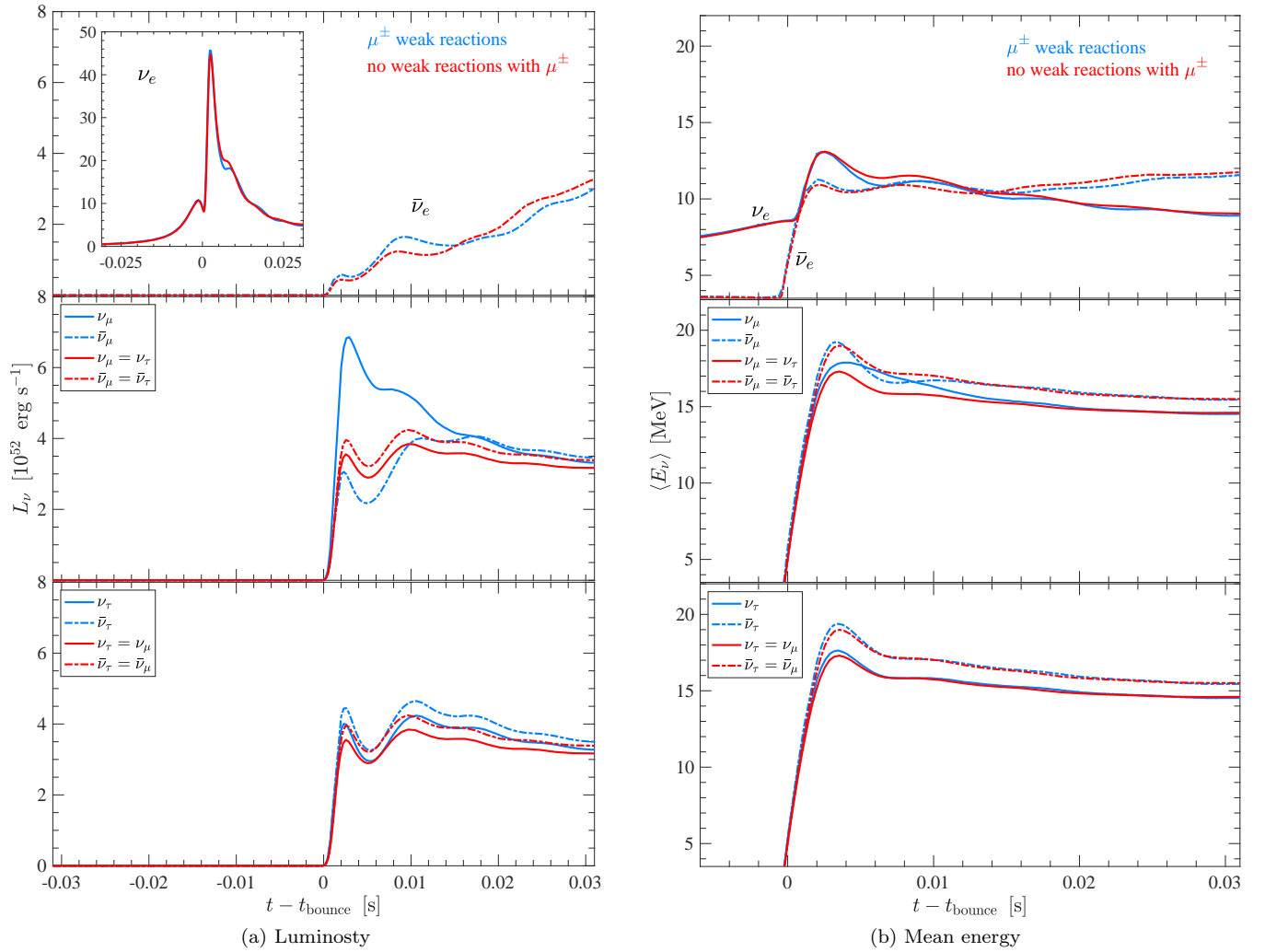


FIG. 8. Evolution of the neutrino luminosities and average energies for all species, sampled in the co-moving frame of reference at a distance of about 500 km, comparing the reference simulation with muonic weak processes (blue lines) and without (red lines). Note that in the latter case, $\nu_\mu \equiv \nu_\tau$ and $\bar{\nu}_\mu \equiv \bar{\nu}_\tau$.

production of muons.

Furthermore, the $\bar{\nu}_\mu$ luminosity is also affected by a finite net muon abundance and associated muonic weak processes. However, while the ν_μ experience a sudden rise, as discussed above, the $\bar{\nu}_\mu$ luminosity is reduced (see the blue dash-dotted curve in the middle panel of Fig. 8(a)) relative to the simulation without muonic weak processes (red dash-dotted curve in the middle panel of Fig. 8(a)). Here, for $\bar{\nu}_\mu$, the net charged-current rates are dominated by $\bar{\nu}_\mu$ absorption on neutrons, and hence the expression (B5) is negative at densities below $10^{12} \text{ g cm}^{-3}$, as shown in the bottom panel of Fig. 9. This gives rise to anti-muon production, in contrast to (B4), which is overall positive, acting as a muon sink (see Fig. 9). At higher density, the expression (B5) for $\bar{\nu}_\mu$ turns positive too, acting as an anti-muon sink. However, note the much lower magnitude, by a factor of 100, compared to the ν_μ case.

As aforementioned, the fully inelastic muonic CC rates

result in a substantially higher muon abundance than when the elastic CC rates are employed. Consequently, the magnitude of the luminosity of the ν_μ burst is somewhat higher for the fully inelastic rates. The same holds for the magnitude of the reduced $\bar{\nu}_\mu$ luminosity. Therefore, it is important to implement the muonic CC rates in their full-kinematics treatment.

In the region of ν_μ losses during the release of the ν_μ burst, corresponding to densities between $\rho = 10^{11} - 10^{13} \text{ g cm}^{-3}$; i.e., the location of the ν_μ neutrinosphere, there is a slight feedback on the PNS structure resulting in slightly lower temperatures (see Fig. 7(b)) compared to the simulation without muons. These lower temperatures affect also the electron (anti)neutrino luminosities and average energies; however, only marginally (see the top panels in Fig. 8). Moreover, the τ -(anti)neutrino luminosities and average energies are affected from the slightly higher compactness achieved due to the additional losses associated with the ν_μ burst. Related is the

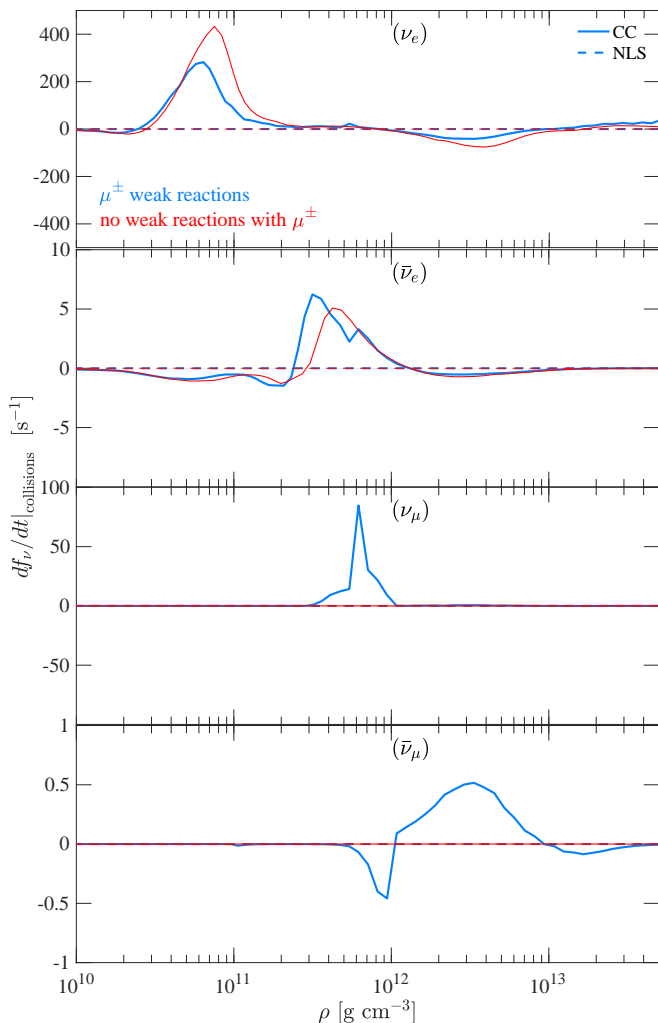


FIG. 9. Density dependence of the collision integral of the Boltzmann transport equation for the CC (solid lines) and neutrino lepton scattering (denoted as NLS) processes (dashed lines) for electron (anti)neutrinos, plus LFE and LFC for muon (anti)neutrinos, corresponding to the thermodynamic state at about 5 ms after core bounce, as shown in Fig. 7. We compare the reference case with muonic weak rates (blue curves) and without (red curves).

presence of muons at the highest densities, which results in a slight temperature increase (see Fig. 7(b)). This implies a softening of the high-density EOS, since muons are significantly more massive than electrons, and electrons are effectively replaced by muons. This feeds back partly to higher average energies of ν_τ and $\bar{\nu}_\tau$, which are produced thermally from pair processes, at the highest densities in the PNS interior trapping regime (see the bottom panel in Fig. 7(b)).

Note further that after about 50 ms post bounce the magnitude of the ν_μ and $\bar{\nu}_\mu$ luminosities will have settled back to about $3.0 - 3.5 \times 10^{52} \text{ erg s}^{-1}$ that corresponds to the value without muonic reactions. The later post-bounce evolution with the influence of muons and associated muonic weak processes has been discussed in

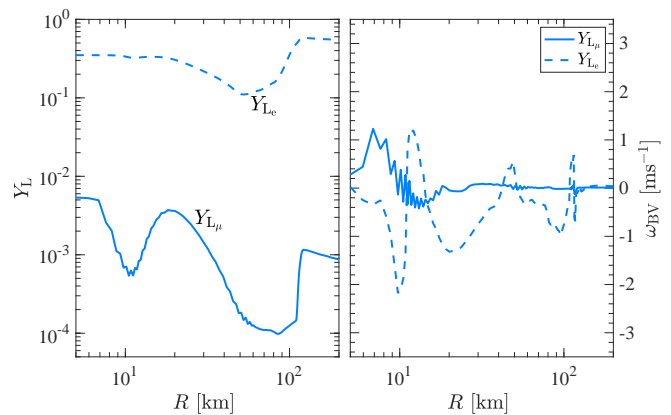


FIG. 10. Lepton number (left panel) and lepton number gradient (right panel) for both lepton flavors, muon (solid lines) and electron (dashed lines), at about 30 ms post bounce (see Fig. 7(b)).

Ref. [15], where the potential role with respect to neutrino heating and cooling contributions as well as on the revival of the stalled bounce shock was explored.

IV. ROLE OF CONVECTION

In order to study the potential role of convection induced due to the presence of negative lepton number gradients, it has been convenient to estimate the Brunt-Väisälä frequency [43–48]

$$\omega_{\text{BV}} = \text{sign} \{ C_{\text{Ledoux}} \} \sqrt{g \rho^{-1} |C_{\text{Ledoux}}|}, \quad (6)$$

with gravitational acceleration, g , restmass density, ρ , and the Ledoux-convection criterion C_{Ledoux} . The latter is based on the assumption that convection is driven from pressure fluctuations and their growth. It can be related to derivatives of thermodynamics quantities as follows,

$$C_{\text{Ledoux}} = \left(\frac{\partial P}{\partial s} \right)_{\rho, Y_L} \frac{ds}{dr} + \left(\frac{\partial P}{\partial Y_L} \right)_{\rho, s} \frac{dY_L}{dr}. \quad (7)$$

The thermodynamic derivatives of the pressure, P , are evaluated at constant restmass density, ρ , and constant lepton number, Y_L , in the case of the entropy derivative, and constant entropy, s , in the case of the lepton-number derivative. Then, convective instability is inferred when $\omega_{\text{BV}} > 0$. Note that for the thermodynamic derivative, $(\partial P / \partial Y_L)_{\rho, s}$, finite differencing is employed based on the tabulated EOS, while the lepton-number gradient, dY_L / dr , is obtained by finite differencing of the SN simulation data.

Since the present article's concern is the impact of muons, and associated muonic weak processes, on the SN dynamics, the focus is on the lepton-number, Y_L , and the associated second term in Eq. (7); in particular, since it has been shown that the presence of muons

has a negligible impact on the PNS structure and the entropy profile. Due to the separation of muonic and electronic lepton numbers, henceforth denoted as Y_{L_μ} and Y_{L_e} , here the following question shall be addressed: Can a negative muonic lepton number gradient drive convection? Fig. 10 shows the lepton numbers (left panel) and the lepton-number gradient terms of ω_{BV} (right panel), shortly after core bounce. Note that, in the case without muons and associated weak reactions that give rise to a finite muon abundance, the muonic lepton number is given by $Y_{\nu_\mu} - Y_{\bar{\nu}_\mu}$ and, hence, suppressed by several orders of magnitude, such that its gradient is effectively zero. In contrast, here one can already identify shortly after core bounce the presence of the additional and non-negligible muon lepton number and associated ω_{BV} contributions (solid lines in Fig. 10). The region with $\omega_{\text{BV}} > 0$ for Y_{L_μ} corresponds to the PNS interior from intermediate to highest densities, on the order of $\rho = 10^{12}$ g cm $^{-3}$ to few times 10^{14} g cm $^{-3}$ (see Fig. 7(b)), unlike for Y_{L_e} for which $\omega_{\text{BV}} > 0$ at lower densities, at the PNS surface. While the region with $\omega_{\text{BV}} > 0$ for Y_{L_e} at large radii, between the SN shock and the PNS surface, is relevant for the development of convection essential to the neutrino heating and cooling of matter in this region with $\omega_{\text{BV}} > 0$ for Y_{L_μ} , which indicates the occurrence of convection in the PNS interior, especially since the Ledoux-convection criterion has the same magnitude for Y_{L_e} and Y_{L_μ} (see Fig. 10). This remains true during the entire post-bounce evolution. The magnitude of the impact remains to be determined in detailed multi-dimensional studies, preferably in three spatial dimensional simulations. This might have interesting implications for the emission of gravitational waves stemming from high densities [49–54].

V. SUMMARY

In the present article, the extension of AGILE-BOLTZTRAN to treat 6-species neutrino transport was introduced, overcoming the previous drawback of assuming equal μ^- and τ^- (anti)neutrino distributions. This enables a variety of muonic weak processes. These include muonic charged-current emission/absorption reactions involving the mean-field nucleons, as well as purely leptonic flavor-changing reactions. All these muonic rates have significant inelastic contributions. Hence, it is important to treat the corresponding phase space properly. In addition to the disentanglement of μ^- and τ^- (anti)neutrinos in the transport scheme, the presence of muonic weak processes gives rise to a finite and rising muon abundance. Therefore, together with its corresponding evolution equation, the muon abundance was added as an additional independent variable to the neutrino radiation-hydrodynamics state-vector of AGILE-BOLTZTRAN.

With these updates, stellar core collapse was simulated and studied in detail with a particular focus on the appearance of muons, muonic weak reactions, and

possible consequences for SN phenomenology. It had been claimed previously that muons and their associated weak reactions may enhance the neutrino heating efficiency in multidimensional SN simulations under certain circumstances during the post-bounce evolution [15]. Beginning with our first focus, muonization of SN matter, we find that it starts shortly before core bounce in two steps: *first*, from the production of high-energy muon-(anti)neutrinos from neutrino-pair processes, and *second*, from the absorption of these high-energy muon-neutrinos as part of the muonic charged-current and lepton-flavor changing processes. Here we conclude that the importance of the charged-current reactions exceed the latter by far for the muonization. We find that the muon abundance rises by more than one order of magnitude during the first few ten milliseconds post bounce, reaching values of $Y_\mu \simeq 10^{-4}$ to a few times 10^{-3} – in particular, off center associated with the increasing temperature there. With regard to SN phenomenology: The presence of muons leads to a muon-neutrino burst shortly after core bounce, which is due to the shock propagation across the muon-neutrinosphere, similar to what happens with regard to the electron-neutrino burst when the shock passes the electron neutrinosphere. However, the muon-neutrino burst has a lower magnitude due to the significantly lower muon abundance and muonic charged-current weak rates, relative to the abundances and rates associated with electrons. With regard to the evolution of the PNS: It is interesting to note that muons and muon-(anti)neutrinos are not in weak equilibrium instantaneously, unlike the electrons and positrons with their neutrino species. That is, the electron chemical potentials by far exceed the muon chemical potentials at the PNS interior. Only towards low densities near the neutrinospheres at the PNS surface, where the abundance of trapped neutrinos drops to zero, are the electron and muon chemical potentials equal during the post-bounce evolution. It remains to be explored in future studies how the muons approach equilibrium during the later PNS deleptonization phase; i.e., after the onset of the SN explosion on a timescale of several ten seconds. Furthermore, the presence of an additional muon lepton-number gradient may impact convection at high densities in the PNS interior. To confirm this requires multidimensional simulations, which cannot be investigated here. We find that the presence of a finite and continuously rising muon abundance in the PNS interior has a softening impact on the high-density equation of state. This, in turn, is known to result in smaller PNS and shock radii during the long-term post-bounce supernova evolution on the order of several hundreds of milliseconds, confirming the findings of Ref. [15], which has the potential of enhancing the neutrino heating efficiency through higher neutrino energies and luminosities. The latter is also known from multidimensional simulations comparing stiff and soft hadronic equations of state [55]. Moreover, the finite muon abundance may also give rise to weak processes involving pions [56], which remains to be explored in future

studies.

ACKNOWLEDGMENTS

T.F. acknowledges support from the Polish National Science Center (NCN) under grant Nos. 2016/23/B/ST2/00720 and 2019/33/B/ST9/03059. G.M.P is partly supported by the Deutsche Forschungsgemeinschaft (DFG, German Research Foundation) – Project-ID 279384907 – SFB 1245. A.M. acknowledges support from the National Science Foundation through grant NSF PHY 1806692. The SN simulations were performed at the Wroclaw Center for Scientific Computing and Networking (WCSS) in Wroclaw (Poland).

Appendix A: AGILE-BOLTZTRAN – Extension to 6-species Boltzmann neutrino transport

Here, a comparison is presented between the reference run employing the 6-species neutrino transport scheme

(blue lines) and the run based on the traditional 4-species (red lines), where besides the inclusion of electron and muon neutrino flavors it is assumed that the tau-(anti)neutrino distributions are equal to the muon-(anti)neutrino distributions. No muonic weak processes are considered here. All muonic weak rates are set (numerically) to zero.

Fig. 11 compares the evolution of the neutrino luminosities in Fig. 11(a) and the average neutrino energies in Fig. 11(b) for the two SN simulations, respectively. Otherwise, both simulations employ an identical set of input physics, as introduced in Secs. II A and II B. The relative change between the two runs in terms of neutrino losses is on the order of less than a few tenths of one percent, attributed mostly to a slightly different converged solution of the radiation-hydrodynamics equations [21] with the implementation of the muon abundance as additional independent degree of freedom. Furthermore, the entire SN hydrodynamics – i.e., shock formation, shock evolution, and post-bounce mass accretion – shows no quantitative differences.

Appendix B: Implementation of muonic weak processes

1. Muonic charged-current processes – elastic rates

The CC rates within the full kinematics approach, including self-consistent contributions from weak magnetism, are provided in Ref. [31] for the electronic CC processes. They have been reviewed recently for the muonic reactions (1a) and (1b) of Table I in Ref. [30]. For the comparison with this full kinematics treatment, it is convenient to provide CC muonic rates in the elastic approximation; i.e., assuming a zero-momentum transfer, for which the absorptivity ($\nu_\mu + n \rightarrow p + \mu^-$) is given by the following analytical expression:

$$\chi_{\nu_\mu}(E_{\nu_\mu}) = \frac{G_F^2}{\pi} (g_V^2 + 3g_A^2) E_\mu^2 \sqrt{1 - \left(\frac{m_\mu}{E_\mu}\right)^2} [1 - f_\mu(E_\mu)] \frac{n_n - n_p}{1 - \exp\left\{\frac{\varphi_p - \varphi_n}{T}\right\}}, \quad (\text{B1})$$

with Fermi constant, G_F , vector and axial-vector coupling constants, $g_V = 1.0$ and $g_A = 1.27$, as well as with equilibrium Fermi–Dirac distribution functions for the muons, $f_\mu(E_\mu; \{\mu_\mu, T\})$, neutron/proton number densities, and the latter free Fermi gas chemical potentials, $n_{n/p}$ and $\varphi_{n/p}$, respectively. The latter are related to the nuclear EOS chemical potentials, μ_i , as follows: $\varphi_{n/p} = \mu_{n/p} - m_{n/p}^* - U_{n/p}$, with neutron/proton single-particle vector-interaction potentials $U_{n/p}$ and effective masses $m_{n/p}^*$ [38, 39], both of which are given by the nuclear EOS. Inelastic contributions and weak-magnetism corrections are approximately taken into account via neutrino-energy-dependent multiplicative factors to the emissivity and opacity [32]. A similar expression as (B1) is obtained for $\bar{\nu}_\mu$ by replacing the muon Fermi distribution with that of anti-muons and replacing $n \leftrightarrow p$ for the neutron/proton number densities and free gas chemical potentials.

The emissivity and absorptivity are related intimately via detailed balance,

$$j_{\nu_\mu}(E_{\nu_\mu}) = \exp\left\{-\frac{E_{\nu_\mu} - \mu_{\nu_\mu}^{\text{eq}}}{T}\right\} \chi_{\nu_\mu}(E_{\nu_\mu}), \quad (\text{B2})$$

with muon-neutrino equilibrium chemical potential given by the expression, $\mu_{\nu_\mu}^{\text{eq}} = \mu_\mu - (\mu_n - \mu_p)$.

For this limited kinematics assuming zero-momentum transfer, one can relate the muon and ν_μ energies as follows,

$$E_{\mu^\pm} = E_{(\bar{\nu}_\mu)\nu_\mu} \mp (m_n - m_p) \mp (U_n - U_p), \quad (\text{B3})$$

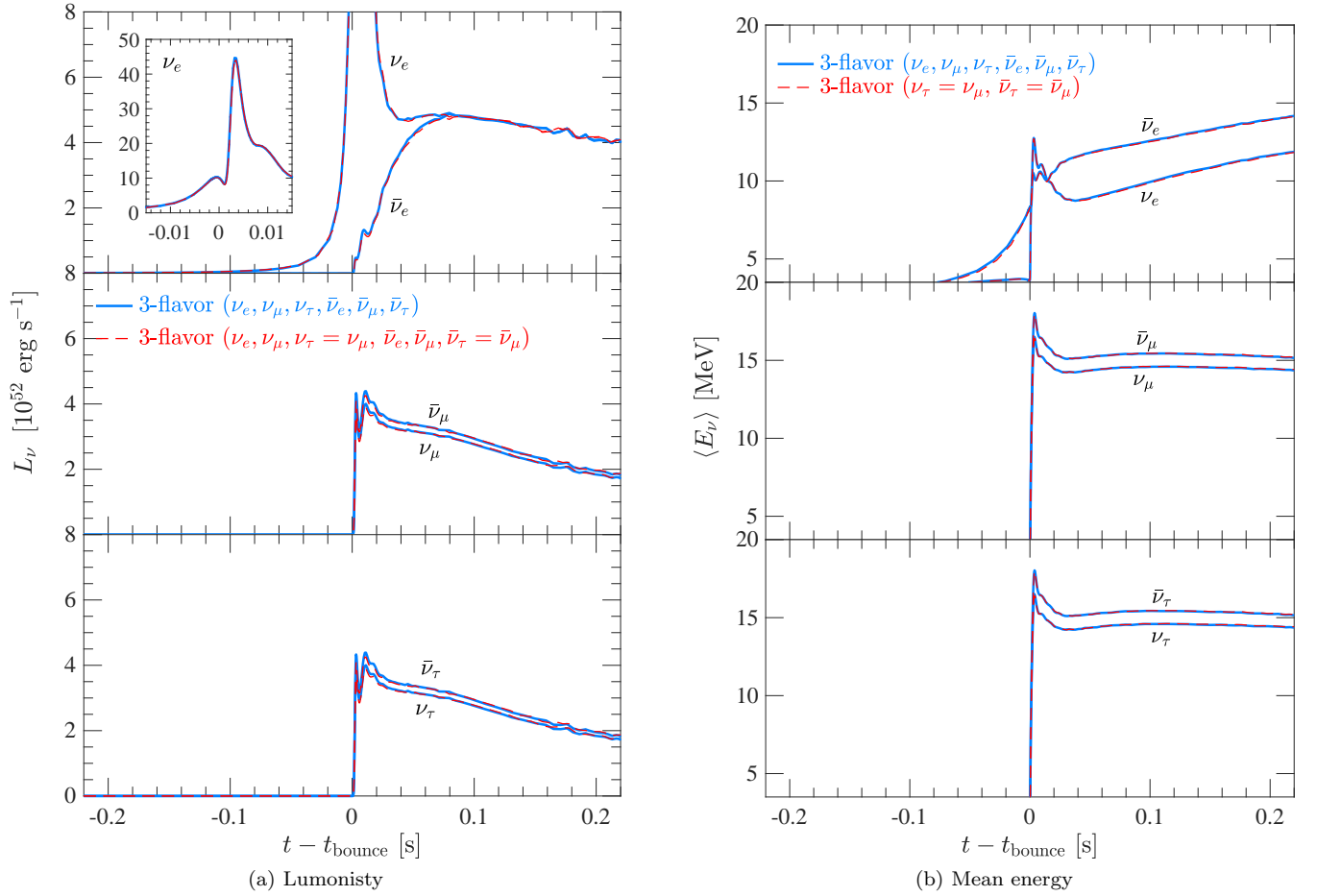


FIG. 11. (Color online) Neutrino luminosities and average energies, sampled in the co-moving frame of reference, comparing the reference run employing the *actual* 3-flavor neutrino transport scheme (blue lines) and *mimicking* 3-flavor (red lines).

with the medium-modified Q value, $m_\mu \pm (m_n - m_p) \pm (U_n - U_p)$ [38, 39, 57]. Note that, as for the electron-flavor neutrinos, the nuclear medium modifications for the charged-current rate at the mean-field level modify the opacity substantially with increasing density [58]. In particular, at densities in excess of $\rho = 10^{13} \text{ g cm}^{-3}$, where muons can be expected, the opacity drop can differ significantly from the vacuum Q value, $m_\mu \pm (m_n - m_p)$ due to the large difference of the single particle potentials can well be on the order of $U_n - U_p = 40 - 80 \text{ MeV}$, depending on the nuclear EOS [58, 59].

The presence of high-energy ν_μ and $\bar{\nu}_\mu$ enables the production of μ^\pm . The collision integrals for ν_μ and $\bar{\nu}_\mu$ for the reactions (1a) and (1b) of Table I take the following form:

$$\left. \frac{\partial F_{\nu_\mu}}{c \partial t}(E_{\nu_\mu}, \vartheta) \right|_{\text{CC}} = \frac{j_{\nu_\mu}(E_{\nu_\mu})}{\rho} - \tilde{\chi}_{\nu_\mu}(E_{\nu_\mu}) F_{\nu_\mu}(E_{\nu_\mu}, \vartheta) \quad (\text{B4})$$

$$\left. \frac{\partial F_{\bar{\nu}_\mu}}{c \partial t}(E_{\bar{\nu}_\mu}, \vartheta) \right|_{\text{CC}} = \frac{j_{\bar{\nu}_\mu}(E_{\bar{\nu}_\mu})}{\rho} - \tilde{\chi}_{\bar{\nu}_\mu}(E_{\bar{\nu}_\mu}) F_{\bar{\nu}_\mu}(E_{\bar{\nu}_\mu}, \vartheta), \quad (\text{B5})$$

with effective opacity defined as follows, $\tilde{\chi}_\nu = \chi_\nu + j_\nu$ [17, 18]. Expressions (B4) and (B5) are equivalent to those for the electron-(anti)neutrinos with electronic charged-current emissivity and opacity [35]. The muon abundance, Y_μ , is then added as an independent variable to the AGILE state vector, for which the following differential-integral evolution equation is solved,

$$\left. \frac{\partial Y_\mu}{\partial t} \right|_{\text{CC}} = \frac{2\pi m_B}{(hc)^3} \left[\int dE_{\bar{\nu}_\mu} dE_{\bar{\nu}_\mu}^2 d(\cos \vartheta) \left. \frac{\partial F_{\bar{\nu}_\mu}}{\partial t}(E_{\bar{\nu}_\mu}, \vartheta) \right|_{\text{CC}} - \int dE_{\nu_\mu} dE_{\nu_\mu}^2 d(\cos \vartheta) \left. \frac{\partial F_{\nu_\mu}}{\partial t}(E_{\nu_\mu}, \vartheta) \right|_{\text{CC}} \right], \quad (\text{B6})$$

with baryon mass $m_B = 938 \text{ MeV}$. Equation (B6) is similar to the evolution equation for Y_e (see Eqs. (17)–(25) in

Ref. [18]), where, instead, the electronic charged-current neutrino emissivity and opacity are used (see expressions (6) and (7a)–(7d) in Ref. [35]).

2. Neutrino-muon scattering

For neutrino-lepton scattering (NLS), $\nu + l^\pm \rightleftharpoons l'^\pm + \nu'$, distinguishing here between neutrinos, $\nu \in \{\nu_e, \nu_\mu, \nu_\tau\}$, and leptons, $l^\pm \in \{e^\pm, \mu^\pm, \tau^\pm\}$, the collision integral is given by the following integral expression,

$$\begin{aligned} \left. \frac{\partial F_\nu}{c \partial t} \right|_{\text{NLS}}(E_\nu, \vartheta) &= \left[\frac{1}{\rho} - F_\nu(E_\nu, \vartheta) \right] \frac{1}{(\hbar c)^3} \frac{1}{c} \int E_{\nu'}^2 dE_{\nu'} \int d(\cos \vartheta') \int d\phi \mathcal{R}_{\text{NLS},\nu}^{\text{in}}(E_\nu, E_{\nu'}, \cos \theta) F_{\nu'}(E_{\nu'}, \vartheta') \\ &\quad - F_\nu(E_\nu, \vartheta) \frac{1}{(\hbar c)^3} \frac{1}{c} \int E_{\nu'}^2 dE_{\nu'} \int d(\cos \vartheta') \int d\phi \mathcal{R}_{\text{NLS},\nu}^{\text{out}}(E_\nu, E_{\nu'}, \cos \theta) \left[\frac{1}{\rho} - F_{\nu'}(E_{\nu'}, \vartheta') \right] \end{aligned} \quad (\text{B7})$$

with the following definition for the in- and out-scattering kernels,

$$\mathcal{R}_{\text{NLS},\nu}^{\text{in}}(E_\nu, E_{\nu'}, \cos \theta) = \int \frac{d^3 p_l}{(2\pi\hbar c)^3} \frac{d^3 p_{l'}}{(2\pi\hbar c)^3} 2 f_{l'}(E_{l'}) [1 - f_l(E_l)] \frac{\sum_s |\mathcal{M}|_{\nu+l \leftrightarrow l'+\nu'}^2}{16 E_\nu E_l E_{\nu'} E_{l'}} (2\pi)^4 \delta^4(p_\nu + p_l - p_{l'} - p_{\nu'}) \quad (\text{B8})$$

$$\mathcal{R}_{\text{NLS},\nu}^{\text{out}}(E_\nu, E_{\nu'}, \cos \theta) = \int \frac{d^3 p_l}{(2\pi\hbar c)^3} \frac{d^3 p_{l'}}{(2\pi\hbar c)^3} 2 f_l(E_l) [1 - f_{l'}(E_{l'})] \frac{\sum_s |\mathcal{M}|_{\nu+l \rightarrow l'+\nu'}^2}{16 E_\nu E_l E_{\nu'} E_{l'}} (2\pi)^4 \delta^4(p_\nu + p_l - p_{l'} - p_{\nu'}) \quad (\text{B9})$$

with equilibrium Fermi-Dirac distribution functions $f_l(E_l)$ for initial- and final-state leptons. In addition to the energy difference between incoming and outgoing neutrinos, $E_{\nu'} - E_\nu$, the scattering kernels depend on the total momentum scattering angle between the incoming and outgoing neutrino, defined as follows,

$$\cos \theta = \cos \vartheta \cos \vartheta' - \sqrt{(1 - \cos \vartheta)(1 - \cos \vartheta')} \cos \phi, \quad (\text{B10})$$

with lateral momentum angles (ϑ, ϑ') and relative azimuthal angle $\phi = \varphi - \varphi'$ (for illustration, see Fig. (1) in Ref [17]).

Here, for neutrino-muon scattering (NMS), the approach for neutrino-electron scattering (NES) is extended following the Refs. [19, 29, 33, 34]. As an example, in the following neutrino-muon scattering, $\nu + \mu \rightleftharpoons \mu' + \nu'$, will be considered, which contains neutral-current Z^0 -boson and charged-current W^- -boson interactions, similar to $\nu_e - e^-$ scattering (see Fig. 1 in Ref. [33]). The matrix element, \mathcal{M} , for $\nu_e - e^-$ scattering can be obtained from the literature, cf. Eqs. (C46)–(C48) in Ref. [29], by replacing the electron and ν_e spinors, $(u_e(p_e), u_{\nu_e}(p_{\nu_e}))$, with those of the muon and ν_μ , $(u_\mu(p_\mu), u_{\nu_\mu}(p_{\nu_\mu}))$, respectively,

$$\mathcal{M}_{\nu_\mu + \mu \rightarrow \mu' + \nu'_\mu} = \frac{G_{\text{F}}}{\sqrt{2}} [\bar{u}_{\nu_\mu}(p'_{\nu'_\mu}) \gamma^k (1 - \gamma_5) u_{\nu_\mu}(p_{\nu_\mu})] [\bar{u}_\mu(p'_\mu) \gamma_k (C_V - C_A \gamma_5) u_\mu(p_\mu)], \quad (\text{B11})$$

The matrix element depends on the particle's 4-momenta, p_i , and the dash denotes final states. The quantities C_V and C_A are the vector and axial-vector coupling constants. After spin-averaging and squaring, the transition amplitude takes the following form,

$$\sum_s |\mathcal{M}|_{\nu_\mu + \mu \rightarrow \mu' + \nu'_\mu}^2 = \beta_1 M_1 + \beta_2 M_2 + \beta_3 M_3 \quad (\text{B12})$$

$$= 16 G_{\text{F}}^2 \left\{ \beta_1 (p_\mu \cdot p_{\nu_\mu})(p'_\mu \cdot p'_{\nu'_\mu}) + \beta_2 (p'_\mu \cdot p_{\nu_\mu})(p_\mu \cdot p'_{\nu'_\mu}) + \beta_3 m_\mu^2 (p_{\nu_\mu} \cdot p'_{\nu'_\mu}) \right\} \quad (\text{B13})$$

with $\beta_1 = (C_V + C_A)^2$, $\beta_2 = (C_V - C_A)^2$ and $\beta_3 = C_A^2 - C_V^2$, where the values for C_V and C_A are listed in Table III.

The individual kinematic integral expression, denoted as $I_1 - I_3$, which correspond to the muon initial- and final-state momentum integrals of $M_1 - M_3$, can be obtained from Eq. (10b) in Ref. [33] by replacing the electron with the muon 4-momenta. The remaining integrals are solved numerically following the approach developed in Ref. [19] for neutrino-electron scattering, such that

$$\mathcal{R}_{\text{NMS},\nu_\mu}^{\text{out}}(E_{\nu_\mu}, E_{\nu'_\mu}, \cos \theta) = \frac{G_{\text{F}}^2}{2\pi^2} \frac{1}{E_{\nu_\mu} E_{\nu'_\mu}} \left\{ \beta_1 I_1(E_{\nu_\mu}, E_{\nu'_\mu}, \cos \theta) + \beta_2 I_2(E_{\nu_\mu}, E_{\nu'_\mu}, \cos \theta) + \beta_3 I_3(E_{\nu_\mu}, E_{\nu'_\mu}, \cos \theta) \right\} \quad (\text{B14})$$

The definition of the remaining integrals, $I_i(E_{\nu_\mu}, E_{\nu'_\mu}, \cos \theta)$, is given in Eqs. (11)–(27) in Ref. [19], based on the polylogarithm functionals, which are used to perform the remaining Fermi-integrals.

In order to eliminate the remaining dependence on the relative azimuthal angle ϕ in the scattering kernels (B8) and (B9), a numerical 32-point Gauss quadrature integration is employed, which is identical to the one of BOLTZTRAN for

neutrino–electron scattering (see Eq. (32) in Ref. [19]), such that the scattering kernels depend only on incoming and outgoing neutrino energies, as well as on the incoming and outgoing neutrino lateral angles, $\mathcal{R}^{\text{in/out}}(E_{\nu_\mu}, E_{\nu'_\mu}, \vartheta, \vartheta')$. For the procedure to avoid singular forward scattering, expressions (37)–(43) in Ref. [19] are employed here for neutrino–muon scattering.

For muon-antineutrino scattering on muons the expressions are a cross channel of muon–neutrino scattering introduced above (similar to the relationship between electron-antineutrino scattering on electrons and electron-neutrino scattering on electrons [29]), given by the substitution $p_{\nu_\mu} \leftrightarrow p'_{\nu_\mu}$ in the matrix element. It has been realized for neutrino–electron scattering, this corresponds to the replacement of $C_A \leftrightarrow -C_A$ in the expressions for the scattering kernels [29]. Therefore, it is straightforward to obtain the corresponding scattering kernel $\mathcal{R}_{\text{NMS}, \nu_\mu}^{\text{out}}$. Similar replacements are done for electron-(anti) neutrino scattering on muons, $\mathcal{R}_{\text{NMS}, \nu_e(\bar{\nu}_e)}^{\text{out}}$ [29]. Table III summarizes the values of C_V and C_A for all neutrino-(anti)muon scattering reactions. Furthermore, since the collision integral of the Boltzmann equation (B7) has an identical form for NMS and NES, the general neutrino–lepton scattering kernel in the module for the inelastic scattering processes of `Boltztran` is defined as follows,

$$\mathcal{R}_{\text{NLS}, \nu}^{\text{out}} := \mathcal{R}_{\text{NES}, \nu}^{\text{out}} + \mathcal{R}_{\text{NMS}, \nu}^{\text{out}}, \quad (\text{B15})$$

for each pair of neutrino specie ν .

Note that, due to detailed balance, the transition amplitudes for in- and out-scattering are equal, $\sum_s |\mathcal{M}|_{\nu+l \rightarrow l'+\nu'}^2 = \sum_s |\mathcal{M}|_{\nu'+l' \rightarrow \nu+l}^2$ (the degeneracy factors cancel), such that the scattering kernels (B8) and (B9) are related via,

$$\mathcal{R}_{\text{NLS}, \nu}^{\text{in}}(E_\nu, E_{\nu'}, \vartheta, \vartheta') = \mathcal{R}_{\text{NLS}, \nu}^{\text{out}}(E_\nu, E_{\nu'}, \vartheta, \vartheta') \exp \left\{ -\frac{E_\nu - E_{\nu'}}{T} \right\}, \quad (\text{B16})$$

which is the case for both, NES and NMS.

3. Purely leptonic lepton flavor changing processes

a. Lepton flavor exchange (LFE)

As an example, in the following the focus will be on the the reaction: $\nu_\mu + e^- \rightleftharpoons \mu^- + \nu_e$. In close analogy to (B7), the collision integral of the Boltzmann transport equation is given by the following integral expression,

$$\begin{aligned} \frac{\partial F_{\nu_\mu}}{c \partial t} \Big|_{\text{LFE}}(E_{\nu_\mu}, \vartheta) &= \left[\frac{1}{\rho} - F_{\nu_\mu}(E_{\nu_\mu}, \vartheta) \right] \frac{1}{(hc)^3} \frac{1}{c} \int E_{\nu_e}^2 dE_{\nu_e} \int d(\cos \vartheta') \int d\phi \mathcal{R}_{\text{LFE}, \nu_\mu}^{\text{in}}(E_{\nu_\mu}, E_{\nu_e}, \cos \theta) F_{\nu_e}(E_{\nu_e}, \vartheta') \\ &- F_{\nu_\mu}(E_{\nu_\mu}, \vartheta) \frac{1}{(hc)^3} \frac{1}{c} \int E_{\nu_e}^2 dE_{\nu_e} \int d(\cos \vartheta') \int d\phi \mathcal{R}_{\text{LFE}, \nu_\mu}^{\text{out}}(E_{\nu_\mu}, E_{\nu_e}, \cos \theta) \left[\frac{1}{\rho} - F_{\nu_e}(E_{\nu_e}, \vartheta') \right], \end{aligned} \quad (\text{B17})$$

with the in- and out-scattering kernels, again in close analogy to (B8) and (B9), given as follows,

$$\begin{aligned} \mathcal{R}_{\text{LFE}, \nu_\mu}^{\text{in}}(E_{\nu_\mu}, E_{\nu_e}, \cos \theta) &= \int \frac{d^3 p_\mu}{(2\pi \hbar c)^3} \frac{d^3 p_e}{(2\pi \hbar c)^3} 2 f_\mu(E_\mu) [1 - f_e(E_e)] \times \\ &\times \frac{\sum_s |\mathcal{M}|_{\nu_\mu + e^- \leftarrow \mu^- + \nu_e}^2}{16 E_{\nu_\mu} E_e E_\mu E_{\nu_e}} (2\pi)^4 \delta^4(p_{\nu_e} + p_\mu - p_e - p_{\nu_\mu}) \end{aligned} \quad (\text{B18})$$

$$\begin{aligned} \mathcal{R}_{\text{LFE}, \nu_\mu}^{\text{out}}(E_{\nu_\mu}, E_{\nu_e}, \cos \theta) &= \int \frac{d^3 p_\mu}{(2\pi \hbar c)^3} \frac{d^3 p_e}{(2\pi \hbar c)^3} 2 f_e(E_e) [1 - f_\mu(E_\mu)] \times \\ &\times \frac{\sum_s |\mathcal{M}|_{\nu_\mu + e^- \rightarrow \mu^- + \nu_e}^2}{16 E_{\nu_\mu} E_e E_\mu E_{\nu_e}} (2\pi)^4 \delta^4(p_{\nu_\mu} + p_e - p_\mu - p_{\nu_e}). \end{aligned} \quad (\text{B19})$$

The similarity to the expressions for neutrino–muon scattering, introduced above, is striking. However, unlike $\nu_\mu - \mu^-$ scattering which has neutral-current Z^0 -boson and charged-current W^- -boson contributions, this process is given by a W^- -boson exchange only, with the following matrix element:

$$\mathcal{M}_{\nu_\mu + e^- \rightarrow \mu^- + \nu_e} = \frac{G_F}{\sqrt{2}} [\bar{u}_{\nu_\mu}(p_{\nu_\mu}) \gamma^k (1 - \gamma_5) u_e(p_e)] [\bar{u}'_\mu(p'_\mu) \gamma^k (1 - \gamma_5) u'_{\nu_e}(p'_{\nu_e})], \quad (\text{B20})$$

with the spinors, u_i , depending on the corresponding 4-momenta, p_i , where the dash denotes final states. After summation and spin-averaging, the transition amplitude takes the following form,

$$\sum_{\mathbf{s}} |\mathcal{M}|_{\nu_{\mu}+e^{-}\rightarrow\mu^{-}+\nu_e}^2 = 64 G_{\text{F}}^2 (p_{\nu_{\mu}} \cdot p_e) (p'_{\mu} \cdot p'_{\nu_e}) , \quad (\text{B21})$$

such that,

$$\mathcal{R}_{\text{LFE},\nu_{\mu}}^{\text{out}}(E_{\nu_{\mu}}, E_{\nu_e}, \cos \theta) = 4 \frac{G_{\text{F}}^2}{2\pi^2} \frac{1}{E_{\nu_{\mu}} E_{\nu_e}} I_1(E_{\nu_{\mu}}, E_{\nu_e}, \cos \theta) , \quad (\text{B22})$$

with the same definition of the remaining phase-space integral $I_1(E_{\nu_{\mu}}, E_{\nu_e}, \cos \theta)$ as for the case of neutrino–muon scattering discussed above. However, due to different initial-state electron and final-state muon rest masses, there are additional terms, which scale with the rest-mass energy difference, $\Delta m_{\mu e} := (m_{\mu}^2 - m_e^2) c^4 / 2$. Comparing these terms with those for neutrino–muon scattering (see Eqs. (11)–(18) in Ref. [19]) and using the same nomenclature as in Ref. [19], the following modifications arise,

$$\begin{aligned} I_1(E_{\nu_{\mu}}, E_{\nu_e}, \cos \theta) &= \frac{2\pi T f_{\gamma}(E_{\nu_e} - E_{\nu_{\mu}})}{\Delta^5} \times \\ &\times \left\{ E_{\nu_{\mu}}^2 E_{\nu_e}^2 (1 - \cos \theta)^2 \{ A T^2 [G_2(y_0) + 2y_0 G_1(y_0) + y_0^2 G_0(y_0)] + B T [G_1(y_0) + y_0 G_0(y_0)] + C G_0(y_0) \} \right. \\ &\quad + \Delta m_{\mu e} (1 - \cos \theta) J_0 T [G_1(y_0) + y_0 G_0(y_0)] \\ &\quad + \Delta m_{\mu e} E_{\nu_{\mu}} (1 - \cos \theta) J_1 G_0(y_0) \\ &\quad \left. + \Delta m_{\mu e}^2 J_2 G_0(y_0) \right\} . \end{aligned} \quad (\text{B23})$$

The functions Δ , A , B , C , $f_{\gamma}(x)$, as well as the integral functionals $G_n(y_0; \eta')$, are defined in Ref. [19], see Eqs. (14)–(20). The latter are related to the Fermi integrals, which depend on the degeneracy parameter, η' , which is related to $\eta = \mu_e / T$, and defined as follows,

$$\eta' = \eta - \frac{(E_{\nu_{\mu}} - \mu_{\mu}) - (E_{\nu_e} - \mu_e)}{T} , \quad (\text{B24})$$

in contrast to Eq. (22) in Ref. [19], since electrons and muons can have rather different Fermi energies under SN conditions. Furthermore, the argument, y_0 , of the Fermi-integrals, $G_n(y_0; \eta')$, also has an explicit dependence on the electron–muon rest-mass energy difference as follows,

$$\begin{aligned} y_0 &= \frac{1}{T} \left\{ -\frac{1}{2} \left[E_{\nu_{\mu}} - E_{\nu_e} - \left(\frac{\Delta m_{\mu e}}{E_{\nu_{\mu}} (1 - \cos \theta)} \right) \right] \right. \\ &\quad \left. + \frac{\Delta}{2} \left[1 + \frac{2(m_e c^2)^2}{E_{\nu_{\mu}} E_{\nu_e} (1 - \cos \theta)} + \frac{2 \Delta m_{\mu e}}{E_{\nu_{\mu}} E_{\nu_e} (1 - \cos \theta)} + \left(\frac{\Delta m_{\mu e}}{E_{\nu_{\mu}} E_{\nu_e} (1 - \cos \theta)} \right)^2 \right]^{1/2} \right\} . \end{aligned} \quad (\text{B25})$$

The additional phase-space terms, J_0 , J_1 and J_2 , are given by the following expressions,

$$J_0 = E_{\nu_{\mu}}^3 + E_{\nu_{\mu}}^2 E_{\nu_e} (2 + \cos \theta) - E_{\nu_{\mu}} E_{\nu_e}^2 (2 + \cos \theta) - E_{\nu_e}^3 , \quad (\text{B26})$$

$$J_1 = E_{\nu_{\mu}}^3 - E_{\nu_{\mu}}^2 E_{\nu_e} \cos \theta + E_{\nu_{\mu}} E_{\nu_e}^2 (\cos^2 \theta - 2) + E_{\nu_e}^3 \cos \theta , \quad (\text{B27})$$

$$J_2 = E_{\nu_{\mu}}^2 \cos \theta - \frac{1}{2} E_{\nu_{\mu}} E_{\nu_e} (3 + \cos \theta) + E_{\nu_e}^2 \cos \theta . \quad (\text{B28})$$

Note also, in order to eliminate the azimuthal dependence of the scattering kernels, the same 32-point Gauss quadrature numerical integration is performed as in the case of neutrino–lepton scattering. Note further that the relation of detailed balance holds here as well for the transition amplitudes of the lepton-flavor exchange processes. However, due to the presence of two different leptonic chemical potentials, the phase-space distributions for electrons and muons give rise to an additional contribution to the relation of detailed balance for the scattering kernels, as follows,

$$\mathcal{R}_{\text{LFE},\nu_{\mu}}^{\text{in}}(E_{\nu_{\mu}}, E_{\nu_e}, \vartheta, \vartheta') = \mathcal{R}_{\text{LFE},\nu_{\mu}}^{\text{out}}(E_{\nu_{\mu}}, E_{\nu_e}, \vartheta, \vartheta') \exp \left\{ -\frac{E_{\nu_{\mu}} - E_{\nu_e} + \mu_e - \mu_{\mu}}{T} \right\} . \quad (\text{B29})$$

Note that, since the transition amplitudes for the processes involving e^+ and μ^+ are the same as for the processes involving e^- and μ^- , the scattering kernels are given by the same expression I_1 (B23), with the replacement of the chemical potentials, $\mu_{e/\mu} \rightarrow -\mu_{e/\mu}$, and $E_{\nu_{e/\mu}} \rightarrow E_{\bar{\nu}_{e/\mu}}$.

For the implementation of the LFE processes, (3a) and (3b) in Table I, in the collision integral, the scattering kernels are computed on the fly as part of the inelastic scattering module of BOLTZTRAN. However, contrary to neutrino–lepton scattering, here the initial- and final-state neutrinos belong to different flavors. A new module for this class of inelastic processes had to be introduced according to (B17), $\mathcal{R}_{\text{LFE},\nu}$ for (anti)muon- and (anti)electron-neutrinos.

b. Lepton flavor conversion (LFC)

For LFC reactions (4a) and (4b) of Table I, the collision integral of the Boltzmann equation takes the same form as (B17), though changing initial- and final-state neutrino distributions respectively. Also in- and out-scattering kernels have the same algebraic structure as for the lepton flavor exchange processes (B18) and (B19), i.e. converting (positron)electron into (anti)muon and vice versa. However, the matrix elements for LFC reactions are different.

In the following, the process, $\bar{\nu}_e + e^- \rightleftharpoons \mu^- + \bar{\nu}_\mu$, will be discussed as an example, for which the matrix element can be directly read off from (B21), replacing the ν_μ spinor with that of $\bar{\nu}_e$ neutrino and the ν_e spinor with that of $\bar{\nu}_\mu$ neutrino. Then, the transition amplitude takes the following form,

$$\sum_{\mathbf{s}} |\mathcal{M}|_{\bar{\nu}_e + e^- \rightarrow \mu^- + \bar{\nu}_\mu}^2 = 64 G_{\text{F}}^2 (p'_{\bar{\nu}_\mu} \cdot p_e) (p'_\mu \cdot p_{\bar{\nu}_e}) , \quad (\text{B30})$$

such that the out-scattering kernel becomes,

$$\mathcal{R}_{\text{LFC},\bar{\nu}_e}^{\text{out}}(E_{\bar{\nu}_\mu}, E_{\bar{\nu}_e}, \cos \theta) = 4 \frac{G_{\text{F}}^2}{2\pi^2} \frac{1}{E_{\bar{\nu}_\mu} E_{\bar{\nu}_e}} I_2(E_{\bar{\nu}_\mu}, E_{\bar{\nu}_e}, \cos \theta) , \quad (\text{B31})$$

with the same remaining phase-space integral, $I_2(E_{\bar{\nu}_\mu}, E_{\bar{\nu}_e}, \cos \theta)$, as for the case of neutrino–muon scattering discussed above (see also Eq. (12) in Ref. [19]), with the replacements $E_{\nu_\mu} \rightarrow -E_{\bar{\nu}_e}$ and $E_{\nu_e} \rightarrow -E_{\bar{\nu}_\mu}$, as well as the inclusion of the muon–electron rest-mass energy scale $\Delta m_{\mu e}$. Then, applying the same nomenclature as in Ref. [19] and as in (B23), the resulting additional terms, J_0 , J_1 , and J_2 , can be computed straightforwardly with the aforementioned replacements. Note that the scattering kernels for the processes involving e^+ and μ^+ are obtained by the replacement of the chemical potentials as follows, $\mu_{e/\mu} \rightarrow -\mu_{e/\mu}$.

Since in- and out-scattering LFC kernels have the same algebraic structure as in- and out-scattering LFE kernels, respectively, the reverse LFC processes are related through detailed balance in the same way the LFE kernels are (B29). Hence, it is convenient to define the total lepton flavor exchange/conversion scattering kernel,

$$\mathcal{R}_\nu^{\text{out}} = \mathcal{R}_{\text{LFE},\nu}^{\text{out}} + \mathcal{R}_{\text{LFC},\nu}^{\text{out}} . \quad (\text{B32})$$

Note that LFE and LFC reactions change the abundance of muons and electrons. Their contributions have to be taken into account by modifying the evolution equations (B4) and (B5) as follows,

$$\begin{aligned} \frac{\partial Y_\mu}{\partial t} &= \frac{\partial Y_\mu}{\partial t} \Big|_{\text{CC}} \\ &- \frac{2\pi m_{\text{B}}}{(hc)^3} \left[\int dE_{\nu_\mu} dE_{\nu_\mu}^2 d(\cos \vartheta) \frac{\partial F_{\nu_\mu}}{\partial t}(E_{\nu_\mu}, \vartheta) \Big|_{\text{LFE+LFC}} - \int dE_{\bar{\nu}_\mu} dE_{\bar{\nu}_\mu}^2 d(\cos \vartheta) \frac{\partial F_{\bar{\nu}_\mu}}{\partial t}(E_{\bar{\nu}_\mu}, \vartheta) \Big|_{\text{LFE+LFC}} \right] . \end{aligned} \quad (\text{B33})$$

Similarly, the Y_e evolution equation has to be modified, as well,

$$\begin{aligned} \frac{\partial Y_e}{\partial t} &= \frac{\partial Y_e}{\partial t} \Big|_{\text{CC}} \\ &- \frac{2\pi m_{\text{B}}}{(hc)^3} \left[\int dE_{\nu_e} dE_{\nu_e}^2 d(\cos \vartheta) \frac{\partial F_{\nu_e}}{\partial t}(E_{\nu_e}, \vartheta) \Big|_{\text{LFE+LFC}} - \int dE_{\bar{\nu}_e} dE_{\bar{\nu}_e}^2 d(\cos \vartheta) \frac{\partial F_{\bar{\nu}_e}}{\partial t}(E_{\bar{\nu}_e}, \vartheta) \Big|_{\text{LFE+LFC}} \right] . \end{aligned} \quad (\text{B34})$$

[1] H.-T. Janka, K. Langanke, A. Marek, G. Martínez-Pinedo, and B. Müller, *Phys. Rep.* **442**, 38 (2007).

[2] H.-T. Janka, *Ann. Rev. of Nucl. Part. Sci.* **62**, 407 (2012).

[3] H. A. Bethe and R. Wilson, James,

- Astrophys. J.* **295**, 14 (1985).
- [4] J. M. LeBlanc and J. R. Wilson, *Astrophys. J.* **161**, 541 (1970).
- [5] A. Burrows, E. Livne, L. Dessart, C. Ott, and J. Murphy, *Astrophys. J.* **640**, 878 (2006).
- [6] I. Sagert, T. Fischer, M. Hempel, G. Pagliara, J. Schaffner-Bielich, *et al.*, *Phys. Rev. Lett.* **102**, 081101 (2009).
- [7] T. Fischer, N.-U. F. Bastian, M.-R. Wu, P. Baklanov, E. Sorokina, S. Blinnikov, S. Typel, T. Klähn, and D. B. Blaschke, *Nat. Astron.* **2**, 0583 (2018).
- [8] T. Fischer, M.-R. Wu, B. Wehmeyer, N.-U. F. Bastian, G. Martínez-Pinedo, and F.-K. Thielemann, *Astrophys. J.* **894**, 9 (2020).
- [9] B. Müller, *Publ. Astron. Soc. Austr.* **33**, e048 (2016).
- [10] T. Fischer, N.-U. Bastian, D. Blaschke, M. Cierniak, M. Hempel, T. Klähn, G. Martínez-Pinedo, W. G. Newton, G. Röpke, and S. Typel, *Publ. Astron. Soc. Austr.* **34**, e067 (2017).
- [11] M. Liebendörfer, A. Mezzacappa, F.-K. Thielemann, O. B. Messer, W. R. Hix, *et al.*, *Phys. Rev. D* **63**, 103004 (2001).
- [12] C. D. Ott, A. Burrows, L. Dessart, and E. Livne, *Astrophys. J.* **685**, 1069 (2008).
- [13] H. Nagakura, W. Iwakami, S. Furusawa, H. Okawa, A. Harada, K. Sumiyoshi, S. Yamada, H. Matsufuru, and A. Imakura, *Astrophys. J.* **854**, 136 (2018).
- [14] N. Glendenning, in *Compact Stars. Nuclear Physics, Particle Physics and General Relativity* (1996).
- [15] R. Bollig, H.-T. Janka, A. Lohs, G. Martínez-Pinedo, C. J. Horowitz, and T. Melson, *Phys. Rev. Lett.* **119**, 242702 (2017).
- [16] R. Bollig, W. DeRocco, P. W. Graham, and H.-T. Janka, *Phys. Rev. Lett.* **125**, 051104 (2020).
- [17] A. Mezzacappa and S. Bruenn, *Astrophys. J.* **405**, 669 (1993).
- [18] A. Mezzacappa and S. Bruenn, *Astrophys. J.* **405**, 637 (1993).
- [19] A. Mezzacappa and S. W. Bruenn, *Astrophys. J.* **410**, 740 (1993).
- [20] M. Liebendörfer, A. Mezzacappa, and F.-K. Thielemann, *Phys. Rev. D* **63**, 104003 (2001).
- [21] M. Liebendörfer, O. Messer, A. Mezzacappa, S. Bruenn, C. Cardall, *et al.*, *Astrophys. J. Suppl.* **150**, 263 (2004).
- [22] M. Liebendörfer, S. Rosswog, and F.-K. Thielemann, *Astrophys. J. Suppl.* **141**, 229 (2002).
- [23] E. O'Connor, R. Bollig, A. Burrows, S. Couch, T. Fischer, H.-T. Janka, K. Kotake, E. J. Lentz, M. Liebendörfer, O. E. B. Messer, A. Mezzacappa, T. Takiwaki, and D. Vartanyan, *J. Phys. G Nucl. Phys.* **45**, 104001 (2018).
- [24] M. Hempel, T. Fischer, J. Schaffner-Bielich, and M. Liebendörfer, *Astrophys. J.* **748**, 70 (2012).
- [25] F. X. Timmes and D. Arnett, *Astrophys. J. Suppl.* **125**, 277 (1999).
- [26] M. Hempel and J. Schaffner-Bielich, *Nucl. Phys.* **A837**, 210 (2010).
- [27] S. Typel, G. Röpke, T. Klähn, D. Blaschke, and H. H. Wolter, *Phys. Rev. C* **81**, 015803 (2010).
- [28] $\cos\vartheta$ is used here and not $\mu = \cos\vartheta$ as in the standard literature, not to confuse with the muons.
- [29] S. W. Bruenn, *Astrophys. J. Suppl.* **58**, 771 (1985).
- [30] G. Guo, G. Martínez-Pinedo, A. Lohs, and T. Fischer, *Phys. Rev. D* **102**, 023037 (2020).
- [31] T. Fischer, G. Guo, A. A. Dzhiyev, G. Martínez-Pinedo, M.-R. Wu, A. Lohs, and Y.-Z. Qian, *Phys. Rev. C* **101**, 025804 (2020).
- [32] C. J. Horowitz, *Phys. Rev. D* **65**, 043001 (2002).
- [33] D. Tubbs and D. Schramm, *Astrophys. J.* **201**, 467 (1975).
- [34] P. J. Schinder and S. L. Shapiro, *Astrophys. J. Suppl.* **50**, 23 (1982).
- [35] T. Fischer, G. Martínez-Pinedo, M. Hempel, and M. Liebendörfer, *Phys. Rev. D* **85**, 083003 (2012).
- [36] S. Woosley, A. Heger, and T. Weaver, *Rev. Mod. Phys.* **74**, 1015 (2002).
- [37] A. Juodagalvis, K. Langanke, W. R. Hix, G. Martínez-Pinedo, and J. M. Sampaio, *Nucl. Phys. A* **848**, 454 (2010).
- [38] G. Martínez-Pinedo, T. Fischer, A. Lohs, and L. Huther, *Phys. Rev. Lett.* **109**, 251104 (2012).
- [39] L. F. Roberts, S. Reddy, and G. Shen, *Phys. Rev. C* **86**, 065803 (2012).
- [40] T. Fischer, *Astron. Astrophys.* **593**, A103 (2016).
- [41] E. J. Lentz, A. Mezzacappa, O. E. Bronson Messer, M. Liebendörfer, W. R. Hix, and S. W. Bruenn, *Astrophys. J.* **747**, 73 (2012).
- [42] K. Kotake, T. Takiwaki, T. Fischer, K. Nakamura, and G. Martínez-Pinedo, *Astrophys. J.* **853**, 170 (2018).
- [43] J. R. Wilson and R. W. Mayle, *Phys. Rep.* **163**, 63 (1988).
- [44] W. Keil, H. Janka, and E. Müller, *Astrophys. J.* **473**, L111 (1996).
- [45] R. Buras, M. Rampp, H.-T. Janka, and K. Kifonidis, *Astron. Astrophys.* **447**, 1049 (2006).
- [46] K. Kotake, K. Sato, and K. Takahashi, *Rept. Prog. Phys.* **69**, 971 (2006).
- [47] L. F. Roberts, G. Shen, V. Cirigliano, J. A. Pons, S. Reddy, and S. E. Woosley, *Phys. Rev. Lett.* **108**, 061103 (2012).
- [48] A. Mirizzi, I. Tamborra, H.-T. Janka, N. Saviano, K. Scholberg, R. Bollig, L. Hüdepohl, and S. Chakraborty, *Nuovo Cimento Rivista Serie* **39**, 1 (2016).
- [49] H. Andresen, B. Müller, E. Müller, and H. T. Janka, *Month. Not. Roy. Astron. Soc.* **468**, 2032 (2017).
- [50] H. Kawahara, T. Kuroda, T. Takiwaki, K. Hayama, and K. Kotake, *Astrophys. J.* **867**, 126 (2018).
- [51] V. Morozova, D. Radice, A. Burrows, and D. Vartanyan, *Astrophys. J.* **861**, 10 (2018).
- [52] J. Powell and B. Müller, *Month. Not. Roy. Astron. Soc.* **487**, 1178 (2019).
- [53] D. Radice, V. Morozova, A. Burrows, D. Vartanyan, and H. Nagakura, *Astrophys. J.* **876**, L9 (2019).
- [54] A. Mezzacappa, P. Marronetti, R. E. Landfield, E. J. Lentz, K. N. Yakunin, S. W. Bruenn, W. R. Hix, O. E. Bronson Messer, E. Endeve, J. M. Blondin, and J. A. Harris, *Phys. Rev. D* **102**, 023027 (2020).
- [55] Y. Suwa, T. Takiwaki, K. Kotake, T. Fischer, M. Liebendörfer, and K. Sato, *Astrophys. J.* **764**, 99 (2013).
- [56] B. Fore and S. Reddy, *Phys. Rev. C* **101**, 035809 (2020).
- [57] S. Reddy, M. Prakash, and J. M. Lattimer, *Phys. Rev. D* **58**, 013009 (1998).
- [58] G. Martínez-Pinedo, T. Fischer, and L. Huther, *J. Phys. G Nucl. Part. Phys.* **41**, 044008 (2014).
- [59] T. Fischer, M. Hempel, I. Sagert, Y. Suwa, and J. Schaffner-Bielich, *Eur. Phys. J. A* **50**, 46 (2014).