

Astraeus III: The environment and physical properties of reionization sources

Anne Hutter^{1*}, Pratika Dayal¹, Laurent Legrand¹, Stefan Gottlöber²,
Gustavo Yepes^{3,4}

¹ Kapteyn Astronomical Institute, University of Groningen, P.O. Box 800, 9700 AV Groningen, The Netherlands

² Leibniz-Institut für Astrophysik, An der Sternwarte 16, 14482 Potsdam, Germany

³ Departamento de Física Teórica, Modulo 8, Facultad de Ciencias, Universidad Autónoma de Madrid, 28049 Madrid, Spain

⁴ CIAFF, Facultad de Ciencias, Universidad Autónoma de Madrid, 28049 Madrid, Spain

ABSTRACT

In this work, we use the ASTRAEUS (semi-numerical rAdiative tranSfer coupling of galaxy formaTion and Reionization in N-body dArk mattEr simUlationS) framework which couples galaxy formation and reionization in the first billion years. Exploring a number of models for reionization feedback and the escape fraction of ionizing radiation from the galactic environment (f_{esc}), we quantify how the contribution of star-forming galaxies to reionization depends on the radiative feedback model, f_{esc} , and the environmental over-density. Our key findings are: (i) for constant f_{esc} models, intermediate-mass galaxies (with halo masses of $M_h \simeq 10^{9-11} M_\odot$ and absolute UV magnitudes of $M_{UV} \sim -15$ to -20) in intermediate-density regions (with over-density $\log_{10}(1 + \delta) \sim 0 - 0.8$) drive reionization; (ii) scenarios where f_{esc} increases with decreasing halo mass shift the galaxy population driving reionization to lower-mass galaxies ($M_h \lesssim 10^{9.5} M_\odot$) with lower luminosities ($M_{UV} \gtrsim -16$) and over-densities ($\log_{10}(1 + \delta) \sim 0 - 0.5$); (iii) reionization imprints its topology on the ionizing emissivity of low-mass galaxies ($M_h \lesssim 10^9 M_\odot$) through radiative feedback. Galaxies in over-dense regions (that are reionized earlier) experience a stronger suppression of star formation by radiative feedback and show lower ionizing emissivities; (iv) therefore, a change in f_{esc} with galaxy properties has the largest impact on the sources of reionization and their detectability, with the radiative feedback strength and environmental over-density playing a sub-dominant role; (v) JWST-surveys (with a limiting magnitude of $M_{UV} = -16$) will be able to detect the galaxies providing $\sim 60\%$ ($\sim 20\%$) of reionization photons at $z = 7$ for constant f_{esc} models (scenarios where f_{esc} increases with decreasing halo mass).

Key words: galaxies: high-redshift - intergalactic medium - dark ages, reionization, first stars - methods: numerical

1 INTRODUCTION

The Epoch of Reionization marks a pivotal time in the history of our Universe when the photons emitted by the first stars and galaxies permeate and gradually ionize the intergalactic medium (IGM). Increasingly robust constraints on reionization, from quasar absorption spectra and *Planck* measurements of the cosmic microwave background (CMB), hint at a scenario where reionization reaches its midpoint

around $z \simeq 7.5$ and ends at $z \simeq 6$ (Davies et al. 2018; Fan et al. 2006; Planck Collaboration et al. 2018). Such a scenario is in agreement with star-forming galaxies being the main drivers of reionization with a small contribution from active galactic nuclei (AGN; Parsa et al. 2018; Hassan et al. 2018; Dayal et al. 2020). Indeed, the observed ultraviolet (UV) luminosity function of star-forming galaxies at $z = 6 - 10$ (Bhatawdekar et al. 2019; Bouwens et al. 2019) has been used to infer that those galaxies, extending down to absolute UV magnitudes of $M_{UV} \simeq -13$ (Bouwens et al. 2015), could provide the necessary number of ionizing pho-

* a.k.hutter@rug.nl

tons (Ishigaki et al. 2018). However, given the complexity of understanding crucial ingredients, such as the minimum halo mass of star forming/black-hole hosting galaxies, the efficiency of star formation/black-hole accretion and the corresponding ionizing photon emissivities, the escape fraction of ionizing photons from early galaxies (f_{esc}) and the impact of reionization feedback, it remains unclear which (and if only) star-forming galaxies are the key drivers of reionization (see e.g. Dayal & Ferrara 2018). In this work, we focus on studying the star-forming galaxies that could be the key drivers of reionization.

The intrinsic ionizing emissivity from galaxies is determined by the star formation efficiency of low-mass halos and the minimum halo mass that can support star formation; observationally, these can be translated into the faint-end slope and cut-off of the UV luminosity function. These are shaped by two forms of feedback: that from supernovae type II (SNII) explosions and photoheating by reionization. While supernovae (SN) explosions reduce the amount of gas for star formation on timescales of less than 30 Myrs, the photo-heating of gas surrounding a galaxy in an ionized regions leads to a reduction of the gas mass (delayed by a dynamical timescale) and associated star formation in low-mass galaxies. As the pressure of the heated gas rises, an increasing fraction of gas photo-evaporates into the IGM (Barkana & Loeb 1999; Shapiro et al. 2004) and increases the Jeans mass for galaxy formation gradually (Couchman & Rees 1986; Efstathiou 1992; Hoesft et al. 2006). Both these feedback mechanisms suppress star formation in low-mass halos, which could limit their reionization contribution despite their high number-densities.

Further, the fraction of ionizing photons produced within the galaxy that can escape into the IGM, f_{esc} , can alter the *escaping* ionizing emissivity from a galaxy significantly. While direct observations of f_{esc} during reionization are impossible due to the absorption of the escaping ionizing radiation by neutral hydrogen (H I) in the IGM, simulations have shown that f_{esc} depends on the physical processes and gas distribution within and around the galaxy. Gas outflows due to radiative feedback (Kitayama et al. 2004; Whalen et al. 2004; Abel et al. 2007), SN explosions (Kimm & Cen 2014; Kimm et al. 2017, 2019) and mass accretion onto black holes (Trebitch et al. 2018; Seiler et al. 2018) carve out low-density tunnels, through which ionizing photons can escape into the IGM. At the same time, as a galaxy's gravitational potential deepens by accreting more mass, it becomes less susceptible to its gas being ejected by these feedback mechanisms. Combining these two processes suggests an escape fraction that decreases with increasing halo mass, as has also been shown by a number of simulations (Paardekooper et al. 2015; Kimm et al. 2017, 2019; Wise et al. 2014). However, if an increasing star formation rate goes along with a rising porosity of the interstellar medium (ISM) and thus more escape paths for the ionizing photons, the escape fraction could increase with halo mass (Wise & Cen 2009). This scenario seems to be in line with the observed higher star formation rate densities of Lyman-Continuum (LyC) leaking galaxies (Naidu et al. 2020); although it must be noted that some of these galaxies could have non-negligible AGN activ-

ity. This discrepancy between the latest simulation results and observational implications shows that the dependency of the ionizing escape fraction remains still highly uncertain, and with it the galaxy population that drives reionization (see Sec. 7.1 Dayal & Ferrara 2018; Seiler et al. 2019).

Additionally, all the physical processes described above also depend on the location of a galaxy in the large-scale cosmic web structure. The gas accretion and reionization history of a galaxy are crucially shaped by the cosmic gas available around the galaxy and the abundance and masses of its neighbouring galaxies. For example, in case of an inside-out reionization topology, where over-dense regions are ionized before under-dense regions, the radiative feedback from reionization would result in a stronger suppression of star formation in over-dense than in under-dense regions at a given redshift; this would imply lower ionizing emissivities for low-mass galaxies in over-dense regions.

A number of numerical simulations and theoretical models have addressed the question of which galaxies have been the main drivers of reionization. While self-consistent radiation hydrodynamical simulations find low- and intermediate-mass galaxies ($M_h \lesssim 10^{10} M_\odot$) to be the main drivers (Lewis et al. 2020; Katz et al. 2018; Kimm & Cen 2014), observation-driven, phenomenological models where f_{esc} scales with the star formation surface density yield scenarios wherein bright ($M_{\text{UV}} < -16$) and intermediate to massive ($M_h \gtrsim 10^{9.5} M_\odot$) galaxies are the main contributors to reionization (Sharma et al. 2016; Naidu et al. 2020).

In this paper, we aim at quantifying which physical processes play the dominant role in determining the galaxies that contribute most of the ionizing photons and hence drive reionization. We investigate how SN and radiative feedback or the escape fraction of ionizing photons can redistribute the ionizing photon contribution within the galaxy population, and whether these processes affect the ionizing emissivities of galaxies in different parts of the cosmic web differently, i.e. do galaxies contribute different amounts of ionizing photons depending on whether they lie in over- or under-dense regions. To answer these questions, we analyse a set of self-consistent, semi-numerical simulations of galaxy evolution and reionization that were run within the ASTRAEUS framework (Hutter et al. 2020). This framework explores the entire plausible range of radiative feedback models (ranging from a weak, time-delayed to a strong instantaneous reduction of gas in the galaxy) and the ionizing escape fraction (ranging from being constant for all galaxies at all redshifts to being proportional to the fraction of gas ejected from the galaxy by SN explosions).

This paper is organised as follows. In Section 2 we briefly describe the physical processes included in the simulations and the different runs. In Section 3 we discuss the intrinsic ionizing emissivities of galaxies and their dependence on the environment. Section 4 discusses our model where the ionizing escape fraction is proportional to the gas fraction ejected from the galaxy - here we show how f_{esc} depends on the mass and environment of a galaxy and its evolution during reionization. In Section 5 we bring our results from the previous two sections together and discuss

which star-forming galaxies are the key drivers of reionization and how this result is affected by physical parameters such as the escape fraction dependency on galaxy properties and the radiative feedback strength. We conclude in Section 6. Throughout this paper we assume a Λ CDM Universe with cosmological parameter values of $\Omega_\Lambda = 0.69$, $\Omega_m = 0.31$, $\Omega_b = 0.048$, $H_0 = 100h = 67.8 \text{ km s}^{-1} \text{ Mpc}^{-1}$, $n_s = 0.96$ and $\sigma_8 = 0.83$, and a Salpeter initial mass function (IMF; Salpeter 1955) between $0.1 M_\odot$ to $100 M_\odot$.

2 THE SIMULATIONS

In this paper, we use self-consistent, semi-numerical simulations of galaxy evolution and reionization that were performed within the ASTRAEUS framework. In this framework, we couple an N-body dark matter (DM) simulation, an enhanced version of the DELPHI semi-analytic galaxy evolution model (Dayal et al. 2014) and a semi-numerical reionization scheme CIFOG (Hutter 2018). We refer the interested reader to Hutter et al. (2020) for details of this framework. The key ingredients of ASTRAEUS, which distinguish it from most other semi-analytical galaxy evolution codes, are (i) its self-consistent coupling to reionization with the radiative feedback strength of each galaxy depending on the time when its environment became reionized within the large-scale structure, (ii) the implementation of a wide range of plausible models for radiative feedback and the ionizing escape fraction, and (iii) its computational efficiency. Thanks to the short computing time, we can explore the impact of various physical processes on galaxies and reionization that would be hardly feasible with numerical simulations.

The underlying DM-only N-body simulation (VERY SMALL MULTIDARK PLANCK; VSM DPL) is part of the MULTIDARK simulation project¹ and has been run using the GADGET-2 Tree+PM (particle mesh) N-body code (Springel 2005; Klypin et al. 2016). It has a box side length of $160h^{-1} \text{ Mpc}$ and follows the trajectories of 3840^3 particles, with each particle having a DM mass of $m_{\text{DM}} = 6.2 \times 10^6 h^{-1} M_\odot$. In total, 150 simulation snapshots have been stored from $z = 25$ to $z = 0$, with 74 being saved between $z = 25$ and $z = 4.5$. For all snapshots, halos and subhalos down to 20 particles have been identified using the ROCKSTAR phase-space halo finder (Behroozi et al. 2013a). The minimum resolved halo mass is $1.24 \times 10^8 h^{-1} M_\odot$. Merger trees have been generated from the ROCKSTAR catalogues by using CONSISTENT TREES (Behroozi et al. 2013b). The vertical (sorted on a tree-branch-by-tree-branch basis within a tree) merger trees produced with CONSISTENT TREES have been resorted to local horizontal (sorted on a redshift-by-redshift-basis within a tree) merger trees using the CUTNRESORT module within the ASTRAEUS pipeline. In addition, for all snapshots, the DM density fields have been produced by mapping the DM particles on to a 2048^3 grid, which have been then re-sampled to the 512^3 grid used as input files for the ASTRAEUS code.

¹ <https://www.cosmosim.org/>

As described above, ASTRAEUS couples the key physical processes of early galaxy formation *and* reionization (for details see Hutter et al. 2020). At each redshift-step, this includes processes on galactic scales, such as gas accretion, gas and stellar mass being brought in by mergers, star formation and associated SNII feedback as well as the large-scale reionization of the IGM and its associated radiative feedback on the gas content of early galaxies as now detailed. We assume each galaxy in a halo with mass M_h to have an initial gas mass $M_g^i(z)$ that corresponds to the cosmological baryon-to-DM ratio, $(\Omega_b/\Omega_m) M_h$. In case a galaxy forms in an ionized region, $M_g^i(z)$ is reduced to $M_g^i(z) = f_g(\Omega_b/\Omega_m) M_h$, with f_g being the gas fraction that is not photo-evaporated by reionization. In subsequent time steps, a galaxy with N_p progenitors can obtain gas through both through smooth-accretion from the IGM as well as from mergers such that

$$M_g^{\text{acc}}(z) = (\Omega_b/\Omega_m) \left[M_h(z) - \sum_{p=1}^{N_p} M_{h,p}(z + \Delta z) \right] \quad (1)$$

$$M_g^{\text{mer}}(z) = \sum_{p=1}^{N_p} M_{g,p}(z + \Delta z), \quad (2)$$

where the first and second equations show the accreted and merged gas mass, respectively. Further, $M_{h,p}(z + \Delta z)$ and $M_{g,p}(z + \Delta z)$ are the DM and final gas mass of the progenitors, respectively. However, we note that the resulting initial gas mass never exceeds the limit given by reionization feedback, $f_g(\Omega_b/\Omega_m) M_h$. At each time step, a fraction of the initial gas mass, $f_\star^{\text{eff}} = \min(f_\star, f_\star^{\text{ej}})$, is converted into stellar mass, $M_\star^{\text{new}}(z) = f_\star^{\text{eff}} M_g^i(z)$. Here, the effective star formation rate f_\star^{eff} can be thought of the fraction of gas mass that forms stars over a given timescale, and is given by the minimum that is required to eject all gas from the halo (f_\star^{ej}) and an upper limit (f_\star). With f_\star^{eff} being linked to the gravitational potential of the halo, our model results in massive galaxies forming stars with a constant efficiency f_\star , while galaxies in low-mass halos are star formation efficiency limited through a combination of SNII and radiative feedback. While the factor f_g modifying the initial gas mass reservoir accounts for the effects of radiative feedback, the effective star formation rate accounts for the suppressed star formation in low-mass halos ($M_h \lesssim 10^{9.5} M_\odot$) due to gas being heated and ejected from a galaxy by SNII explosions from star formation in the current and, since we account for mass-dependent stellar lifetimes Padovani & Matteucci (1993), all previous time steps. We refer to this scheme as the delayed SN feedback scheme. In this delayed SN feedback limited regime, f_\star^{eff} is given by

$$f_\star^{\text{ej}}(z) = \frac{v_c^2}{v_c^2 + f_w E_{51} \nu_z} \left[1 - \frac{f_w E_{51} \sum_j \nu_j M_{\star,j}^{\text{new}}(z_j)}{M_g^i(z) v_c^2} \right] \quad (3)$$

Here, v_c is the rotational velocity of the halo, $E_{51} = 10^{51} \text{ erg s}^{-1}$ is the energy produced by each SNII, f_w is the fraction of SNII energy that couples to the gas and drives the winds, $M_{\star,j}^{\text{new}}(z_j)$ is the newly formed stellar mass in time step j , and ν_j is the corresponding fraction that explodes as SNII in time step z_j using our chosen IMF. From the star formation at the current and previous time steps,

the gas mass ejected from the galaxy due to SNII feedback is calculated and the gas mass updated at each time step accordingly.

At each time step, we compute the spatial distribution of ionized regions, including the hydrogen ionization fractions and photoionization rates, with CIFOG. For this purpose, we calculate the spectrum of each galaxy from its star formation history using the stellar population synthesis code STARBURST99 (Leitherer et al. 1999) assuming a Salpeter IMF and a metallicity of $0.05 Z_{\odot}$. The escaping ionizing emissivity is then derived as

$$\dot{N}_{\text{ion}}(z) = f_{\text{esc}} \dot{Q}(z), \quad (4)$$

where $\dot{Q}(z)$ is the intrinsic production rate of ionizing photons. From the ionizing emissivity (at each redshift step \dot{N}_{ion} of each galaxy is mapped onto a grid) and density grids, CIFOG follows the approach outlined in Furlanetto et al. (2004) and determines whether a grid cell is ionized or neutral by comparing the cumulative number of ionizing photons with the number of absorption events. Within the ionized regions CIFOG derives the residual H I fraction in each cell and the corresponding photoionization rate. Further details can be found in Hutter (2018). From the ionization and photoionization fields, we can determine on-the-fly whether the environment of a galaxy has been reionized and where applicable store the reionization redshift z_{reion} . This is used to compute the corresponding radiative feedback strength in terms of a characteristic mass M_c (defined as the mass at which a halo can maintain half of the gas mass compared to the cosmological baryon-to-DM ratio) and the corresponding gas mass not affected by reionization as $f_g(\Omega_b/\Omega_m)M_h$ with $f_g = f(M_c, M_h)$.

Our framework has three free redshift-independent parameters: (i) the threshold star formation efficiency f_{\star} , (ii) the fraction of SN energy coupling to gas f_w , and (iii) the ionizing escape fraction f_{esc} . These are tuned to reproduce observations, including the UV luminosity and stellar mass functions, and the specific star formation rate densities at $z = 10 - 5$, constraints from Planck on the Thomson optical depth as well as constraints on the ionization state from Lyman- α emitters (LAEs), Gamma-ray bursts (GRBs) and quasars (see Fig. 2-5 Hutter et al. 2020). Our simulation suite focuses on the effects of radiative feedback and contains different models for radiative feedback (or the corresponding characteristic mass M_c). However, since the time when the environment of a galaxy becomes ionized is critical for the strength of its radiative feedback, our simulations also comprise different models for the ionizing escape fraction. We briefly outline the characteristics of the different radiative feedback and ionizing escape fraction models used in this paper:

(i) *Photoionization* model: This model assumes a constant f_{esc} value for all galaxies and redshifts. M_c is given by the fitting function that has been derived from the 1D radiation-hydrodynamical simulations in Sobacchi & Mesinger (2013). M_c increases as the photoionization rate Γ_{HI} at z_{reion} and/or the difference between z_{reion} and the galaxy's current redshift z rises. This model results in a weak to intermediate, time-delayed radiative feedback.

(ii) *Early Heating* model: This model assumes f_{esc} to scale with the gas fraction ejected from the galaxy such that $f_{\text{esc}} = f_{\text{esc}}^0 \min(f_{\star}^{\text{eff}}/f_{\star}^{\text{ej}})$ where $f_{\text{esc}}^0 = 0.60$. M_c equals the filtering mass M_F that is described in Gnedin & Hui (1998) and Gnedin (2000) and assumes that a region is heated up to $T = 4 \times 10^4$ K upon reionization. This model results in a weak to intermediate time-delayed feedback.

(iii) *Strong Heating* model: This model assumes a constant f_{esc} value for all galaxies and redshifts. It also relates M_c to the filtering mass M_F but assumes $M_c = 8M_F$, as has been found in Gnedin (2000). Ionized regions are also assumed to be heated up to $T = 4 \times 10^4$ K. This model leads to a comparably strong, time-delayed radiative feedback, and represents our maximum time-delayed radiative feedback model.

(iv) *Jeans Mass* model: This model also assumes a constant f_{esc} value for all galaxies and redshifts. In contrast to all other radiative feedback models, M_c is set to the Jeans mass $M_J(z)$ at virial over-density and $T = 4 \times 10^4$ K as soon as the environment of a galaxy has been reionized. This model results in a strong, instantaneous radiative feedback, and represents our maximum instantaneous radiative feedback model.

3 THE ENVIRONMENT DEPENDENT IONIZING EMISSIVITY OF GALAXIES

In this Section, we quantify which physical processes shape the contribution of ionizing photons from galaxies with different masses and environments. For this purpose, we analyse the ionizing emissivity as function of a key galactic property (halo mass and UV luminosity) and the environment of a galaxy (underlying density and number of neighbouring galaxies averaged over a sphere with a diameter of 2 cMpc). Our smoothing scale of 2 cMpc corresponds to the mean distance of galaxies with a halo mass of $M_h \simeq 10^{9.5} M_{\odot}$ or a UV luminosity of $M_{\text{UV}} \simeq -16$ at $z \simeq 7$, which corresponds to the observational limit of the forthcoming James Webb Space Telescope (JWST). In the remainder of the paper, the over-density is expressed as $1 + \delta = \rho/\langle\rho\rangle$. Here, ρ is the average density within the 2 Mpc sphere and $\langle\rho\rangle$ is the average density of the Universe at the respective redshift.

3.1 Ionizing emissivity as a function of halo mass & density

In this section, we discuss the distribution of the escaping ionizing emissivity density which is described as

$$\dot{n}_{\text{ion}} = \frac{\sum_{i=1}^{N_{\text{gal}}} \dot{N}_{\text{ion},i}}{V} = \frac{\sum_{i=1}^{N_{\text{gal}}} f_{\text{esc},i} \dot{Q}_i}{V} \quad [\text{s}^{-1} \text{Mpc}^{-3}], \quad (5)$$

where $\dot{N}_{\text{ion},i}$ is the escaping ionizing emissivity from the i^{th} galaxy and N_{gal} the number of galaxies for a selected sample (e.g. a halo mass - density bin), and V the volume of our simulation box. We start by discussing our results at redshift $z = 7$ (that roughly marks the mid-point of reionization for all our models) for the *Photoionization model* as shown in Fig. 1. Here, we show the escaping ionizing emissivity density distribution as a function of the halo mass (M_h)

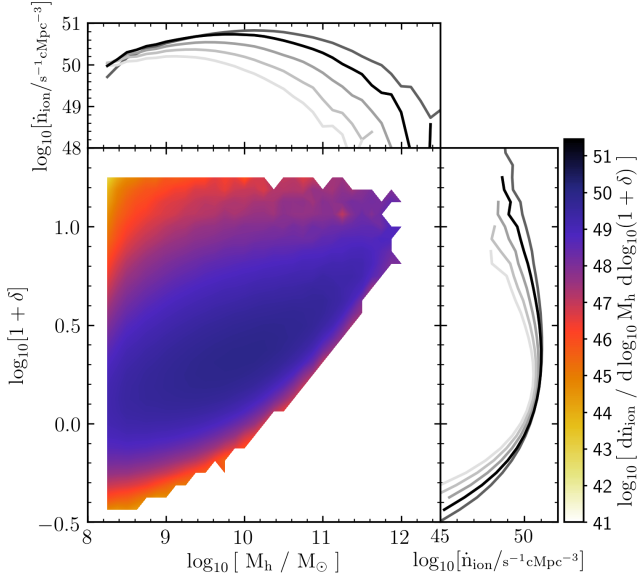


Figure 1. The escaping ionizing emissivity density, \dot{n}_{ion} , as a function of halo mass (M_h) and the over-density ($1+\delta$) smoothed over 2 cMpc at $z = 7$ for the *Photoionization* model is shown in the bottom left panel. The top left (bottom right) panel shows the 1D distributions of \dot{n}_{ion} as a function of $M_h (1+\delta)$ at $z = 7$ (black line) and $z = 6, 8, 9, 10$ (increasingly lighter gray lines).

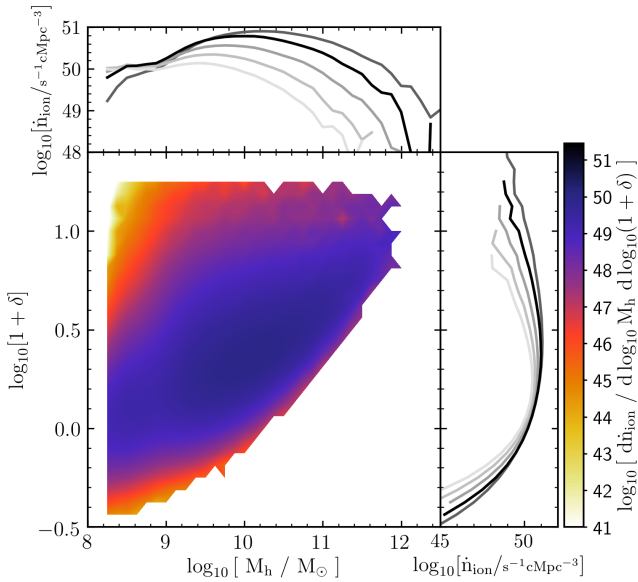


Figure 3. The escaping ionizing photon emissivity density, \dot{n}_{ion} , as a function of halo mass (M_h) and the over-density ($1+\delta$) smoothed over 2 cMpc at $z = 7$ for the *Jeans mass* model is shown in the bottom left panel. The top left (bottom right) panel shows the 1D distributions of \dot{n}_{ion} as a function of $M_h (1+\delta)$ at $z = 7$ (black line) and $z = 6, 8, 9, 10$ (increasingly lighter gray lines).

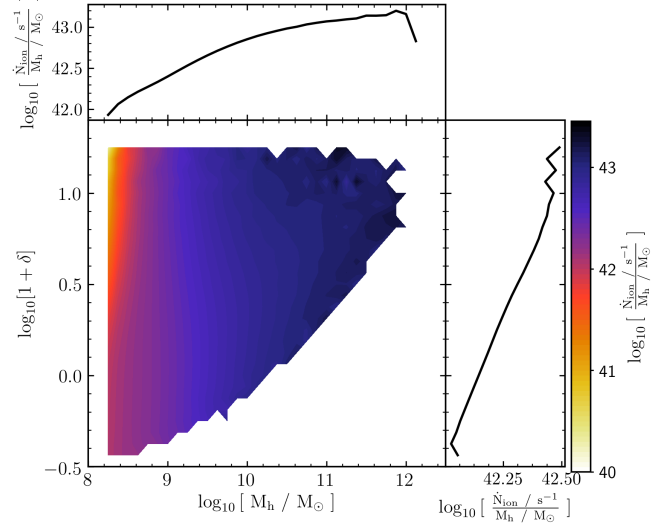


Figure 2. The mean value of the ratio between the escaping ionizing emissivity (\dot{N}_{ion}) and halo mass (M_h) as a function of M_h and the over-density ($1+\delta$) smoothed over 2 cMpc at $z = 7$ for the *Photoionization* model is shown in the bottom left panel. The top left (bottom right) panels show the 1D distributions of \dot{N}_{ion} as a function of $M_h (1+\delta)$ at $z = 7$ (black line).

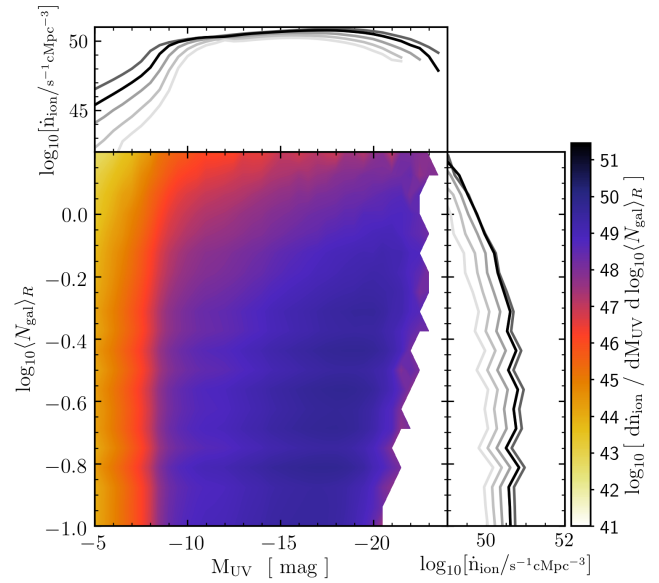


Figure 4. The probability density distribution of the escaping ionizing emissivity density (n_{ion}) as a function of the UV luminosity of a galaxy (M_{UV}) and the number of galaxies with $M_{\text{UV}} \geq -14$ within a sphere of a 2 cMpc diameter ($\langle N_{\text{gal}} \rangle_R$) at $z = 6$ is shown for the *Photoionization* model in the bottom left panel. The top left (bottom right) panels show the 1D distributions of n_{ion} as a function of M_{UV} (number of galaxies $\langle N_{\text{gal}} \rangle_R$) at $z = 7$ (black line) and $z = 6, 8, 9, 10$ (increasingly lighter gray lines).

and over-density δ (bottom left panel) in addition to the respective 1D distributions as a function of halo mass (top left panel) and over-density (bottom right panel).

From the 1D distributions, we see that most escaping ionizing photons come from intermediate mass galaxies in slightly over-dense regions, with their distributions peaking at $\log_{10}(1 + \delta) \simeq 0.2 - 0.5$ and $M_h \simeq 10^{10} M_\odot$, respectively. The reason that intermediate mass galaxies dominate the ionizing emissivity density is due to a combination of their being numerous enough and having a deep enough gravitational potential so that their gas content and star formation rates are hardly affected by either SNII- or radiative-feedback. While less massive galaxies have a far higher abundance, their star formation rates and, hence, ionizing emissivities are largely suppressed by SNII- and radiative-feedback; although being unaffected by either type of feedback, more massive galaxies are just far rarer.

The bottom left panel in Fig. 1 allows us to draw a more differentiated picture on the interplay between galaxy properties (halo mass) and the environment (density). We can see that the majority of ionizing photons come from galaxies whose halo masses correspond to the underlying density and follow the “average” distribution (as shown by the 50% line) in Fig. A1. We refer to this as the “halo mass - underlying density relation” i.e. the escaping ionizing emissivity is dominated by low-mass galaxies in less dense regions, intermediate mass galaxies in intermediate-density regions, and high mass galaxies in very over-dense regions; we note that this trend persists to higher redshifts. The reason for this trend is twofold as now detailed: firstly and above all, the trend follows the number density of galaxies closely (see Fig. A1 in Appendix A), i.e. there are up to 2 – 4 orders of magnitude less low-mass galaxies ($M_h \lesssim 10^{9.5} M_\odot$) in over-dense than in average ($\log(1 + \delta) \simeq 0$) and intermediate ($\log(1 + \delta) \simeq 0.5$) density regions. Similarly, intermediate mass galaxies ($M_h \simeq 10^{9.5-11} M_\odot$) are far more abundant in intermediate-density than under-dense regions, while high mass galaxies ($M_h \gtrsim 10^{11} M_\odot$) only reside in over-dense regions.

Secondly, for low-mass galaxies, the trend is enhanced by the fact that reionization feedback is more efficient in suppressing star formation in low-mass galaxies in over-dense regions as compared to under-dense ones. In our framework, over-dense regions are ionized earlier than under-dense regions; this results in radiative feedback being more effective in suppressing star formation in over-dense regions due to the higher characteristic mass M_c (see Hutter et al. 2020). This effect can be seen in Fig. 2, where we show the average ratio between the escaping ionizing emissivity and halo mass as a function of halo mass and over-density. The ratio \dot{N}_{ion}/M_h decreases not only towards lower halo masses due to SN feedback increasingly suppressing star formation, but also towards over-dense regions due to a stronger radiative feedback: it drops from $\sim 10^{42.2} \text{s}^{-1} M_\odot^{-1}$ at a density of $\log(1 + \delta) \simeq 0$ to $\sim 10^{41} \text{s}^{-1} M_\odot^{-1}$ at $\log(1 + \delta) \gtrsim 1$ for galaxies with $M_h < 10^{8.4} M_\odot$.

As for galaxies that do not lie on the halo mass - underlying density relation (i.e. low- and intermediate-mass galaxies in over-dense and under-dense regions, respectively), the

ionizing emissivity is also dependent on their gas accretion histories. Galaxies in over-dense regions have lower dark matter and gas mass accretion rates but higher ionizing emissivities than galaxies in less dense regions as shown in Fig. 2 for $M_h \simeq 10^{9-11} M_\odot$ halos. The reason for the reduced gas accretion in over-dense regions is probably due to the fact that the unbound gas feels more gravitational attraction towards neighbouring massive galaxies than to low-mass galaxies. However, this trend is negligible when compared to those of galaxy number densities and radiative feedback and hardly affects the distribution of the ionizing emissivity as a function of halo mass and the underlying density, which is why we defer an in-depth analysis to a future work (Legrand et al., in prep.).

We now discuss the role of radiative feedback in suppressing the contribution of low-mass galaxies in dense regions for the different radiative feedback models used. As the strength of radiative feedback rises, going from the *Photoionization* model (c.f. Fig. 1) to the *Jeans Mass* model (c.f. Fig. 3), star formation and hence the ionizing emissivity in low-mass halos are increasingly suppressed over time. While low-mass halos (with $M_h \lesssim 10^9 M_\odot$) contribute $\dot{n}_{\text{ion}} = 10^{44-47} \text{s}^{-2} M_\odot^{-1} \text{cMpc}^{-3}$ in the *Photoionization* model in the most over-dense regions ($\log_{10}(1 + \delta) \gtrsim 1$), they contribute $\dot{n}_{\text{ion}} \simeq 10^{41-46} \text{s}^{-2} M_\odot^{-1} \text{cMpc}^{-3}$ in the *Jeans Mass* model for the same halo mass and density values.

Next we discuss how the contribution from galaxies with different halo masses and underlying densities changes throughout reionization (see Figs. 1 and 3). As cosmic time proceeds, the density of the Universe decreases, while the density contrast increases, i.e. over-dense regions become more over-dense (by a factor of ~ 3.5 from $z = 10$ to 6) while under-dense regions become even less dense (by a factor of ~ 0.7 from $z = 10$ to 6). This evolution results in galaxies becoming continually more massive in over-dense regions with more low-mass galaxies forming in the newly collapsing over-density peaks.

Firstly, this evolution is reflected in the distribution of the ionizing emissivity density as a function of the underlying density field, which extends to more over- and under-dense regions as redshift decreases (light to dark gray lines in the bottom right panels), ranging from low-mass (massive) galaxies with $M_h = 10^9 M_\odot$ ($M_h = 10^{11} M_\odot$) being located in $\log_{10}(1 + \delta) \sim -0.2$ to 0.9 (0.4 to 0.7) at $z = 10$ to $\log_{10}(1 + \delta) \sim -0.4$ to 1.5 (0.2 to 1.4) at $z = 6$. Furthermore, while $\sim 90\%$ of massive galaxies ($M_h \sim 10^{11} M_\odot$) are located in over-dense regions with $\log_{10}(1 + \delta) \gtrsim 0.5$ (0.45) at $z = 10$ (6) and populate more over-dense regions as redshift decreases, just 10% of low-mass galaxies ($M_h \sim 10^9 M_\odot$) populate these over-dense regions with $\log_{10}(1 + \delta) \gtrsim 0.4$ (0.5) at $z = 10$ (6) (c.f. Fig. A1 for $z = 6$).

Secondly, the distribution of the ionizing emissivity density as a function of halo mass extends to higher halo masses with decreasing redshift (from light to dark gray lines in the top left panels), given that an increase in galaxy mass results in an increase of stellar mass and the number of ionizing photons. However, despite more low-mass halos forming with decreasing redshift, we find that their contribution to the overall ionizing emissivity drops and the halo mass

with the highest output of ionizing photons, $M_h^{\text{ion,p}}$, shifts to larger halo masses from $M_h \simeq 10^{9.2} M_\odot$ at $z = 10$ to $M_h \simeq 10^{10.2} M_\odot$ at $z = 6$, which is in agreement with the intrinsic emissivity results from the CoDA II simulation in Lewis et al. (2020). This decrease in the relative contribution of low-mass galaxies to the ionizing budget is caused by the increasing SN and radiative feedback strength with time that decreases their gas mass; this also propagates through to the gas content of their successor halos at later redshifts. On the one hand, as the density of the Universe decreases, the gravitational potentials of halos with the same halo mass M_h flatten, allowing larger fractions of gas (about a factor of 1.6 higher at $z = 6$ than at $z = 10$) being ejected from galaxies as the same number of SNII explode; i.e. SN feedback affects increasingly massive galaxies with cosmic time. On the other hand, radiative feedback becomes stronger (increase in its characteristic mass M_c) the longer a galaxy’s environment has been reionized, since the gas in that galaxy has had more time to adapt its density to its increased temperature upon reionization. It is expected that as we increase the radiative feedback strength (by adopting e.g. a higher temperature the gas in ionized regions is heated up to or assuming no time-delay in the gas density in the galaxy adjusting to its higher temperature), i.e. going from the *Photoionization* to the *Strong Heating* to the *Jeans Mass* models, the contribution of low-mass galaxies to the ionizing budget will drop, as can be seen when comparing the top left panels of Figs. 1 and 3.

3.2 Ionizing emissivity as a function of luminosity & number of galaxies

In this Section, we discuss the ionizing emissivity as a function of two observable quantities, the absolute UV magnitude (M_{UV}) and the number of galaxies in a sphere with a diameter of 2 cMpc centered around the respective galaxy ($\langle N_{\text{gal}} \rangle_R$); these are effectively proxies for the halo mass and the underlying density field, respectively. We start by discussing the ionizing emissivity density as a function of M_{UV} and $\langle N_{\text{gal}} \rangle_R$ for the *Photoionization* model as show in Fig. 4. As expected, we find very similar trends as those discussed above in Sec. 3.1.

Firstly, from the ionizing emissivity density distribution as a function of M_{UV} (see top left panel in Fig. 4), we see that most ionizing photons are provided by intermediate bright galaxies ($M_{\text{UV}} \simeq -18$) at $z = 6 - 10$. However, with the curve being rather shallow between $M_{\text{UV}} \simeq -14$ to -20 , the contribution of both fainter and brighter galaxies remains significant. This is because while the low number density of bright galaxies ($n \simeq 10^{-3.5} \text{cMpc}^{-3}$ for $M_{\text{UV}} = -20$ at $z = 7$) is compensated by their steady star formation (that is hardly affected by SN and radiative feedback), the reduced ionizing emissivity of star formation suppressed/feedback-limited fainter galaxies is balanced by their higher number densities ($n \simeq 10^{-1} \text{cMpc}^{-3}$ for $M_{\text{UV}} = -14$ at $z = 7$). The prevalent location of this galaxy population in the large-scale structure given by $\langle N_{\text{gal}} \rangle_R$ is seen in the bottom left panel in Fig. 4. For our constant f_{esc} scenarios, the brighter galaxies contributing most to the overall ionizing emissivity lie in

regions with a higher number of neighbours (corresponding to denser regions), while the fainter galaxies contributing most to the overall ionizing emissivity lie in regions with a lower number of neighbours (corresponding to less dense regions), echoing the “halo mass - underlying density relation” explained in the previous Section.

Secondly, as can be seen from the bottom left panel of the same plot, the contribution of faint galaxies ($M_{\text{UV}} \gtrsim -15$) to the total ionizing emissivity decreases as the number of galaxies in their environment, $\langle N_{\text{gal}} \rangle_R$, (and hence their underlying density) increase. Similar to the findings for Fig. 1, this trend is mainly due to a combination of a rapid decline in the number of low-mass galaxies in increasingly denser (higher $\langle N_{\text{gal}} \rangle_R$ values) regions and due to radiative feedback having a stronger effect on low-mass galaxies in over-dense regions (since their environments are reionized earlier).

Thirdly, from the top left panel of the same figure we see that the contribution of bright galaxies increases as the redshift decreases and the Universe becomes increasingly more ionized. This trend is due to a combination of these galaxies continuously growing in dark mass (and hence the ionizing emissivity) as well as the decreasing contribution from low-mass galaxies.

We briefly note that, despite these similarities, the trend of the ionizing emissivity density as a function of halo mass at the low-mass end (top left panel in Fig. 1) differs from that as a function of UV magnitude at the low-luminosity end (top left panel in Fig. 4). This is because while the contribution of low-mass galaxies decreases with decreasing redshift, the contribution of faint galaxies increases. This can be explained as follows: the increasing impact of radiative feedback with decreasing redshift, coupled with SNII feedback, leads to a continual reduction in the star formation rates of low-mass galaxies, i.e. for a given halo mass, galaxies have a lower UV luminosity with decreasing redshift.

In summary, for constant f_{esc} scenarios, galaxies with intermediate masses ($M_h \simeq 10^{9-11} M_\odot$) and absolute magnitudes ($M_{\text{UV}} \simeq -15$ to -20) in average- to intermediate-density regions ($\log_{10}(1+\delta) \simeq 0-0.8$) drive reionization. Despite being more abundant, lower-mass/fainter galaxies are very inefficient in forming stars due to a combination of SN and radiative feedback processes while higher-mass/brighter galaxies are just too rare despite their higher star formation rates. Hence, affecting only lower mass galaxies, radiative feedback has a negligible effect on shaping the galaxies driving reionization. Interestingly, however, radiative feedback has an environment-dependent effect on the ionizing emissivity of low-mass halos: being reionized earlier, low-mass halos in over-dense regions show a larger suppression of the ionizing emissivity. For our *Photoionization* model, radiative feedback decreases the ionizing emissivity of the lowest-mass galaxies ($M_h \lesssim 10^{8.5} M_\odot$) by an order of magnitude when going from average ($\log_{10}(1+\delta) \simeq 0$) to over-dense regions ($\log_{10}(1+\delta) \simeq 1$).

4 LINKING THE IONIZING ESCAPE FRACTION TO GAS EJECTION

In this Section, we explore how a mass-dependent f_{esc} can affect the galaxy population that drives reionization. Multiple radiation hydrodynamical simulations have shown that, as a result of SN explosions being more effective in ejecting gas in lower gravitational potentials, low-mass galaxies typically exhibit more low-density tunnels than high-mass galaxies. This results in a f_{esc} value that increases with decreasing halo mass (Paardekooper et al. 2015; Kimm & Cen 2014; Kimm et al. 2017). Based on this finding, we link f_{esc} to the gas fraction that is ejected from the galaxy, $f_{\text{esc}}^{\text{ej}} = f_{\text{esc}}^0 \min(1, f_{\star}^{\text{eff}}/f_{\star}^{\text{ej}})$ - this is our *Early Heating* model.

In Fig. 5 we show the corresponding evolution of $f_{\text{esc}}^{\text{ej}}$ as a function of halo mass M_h for $z \sim 6 - 10$. From this figure, we can see that the ionizing escape fraction $f_{\text{esc}}^{\text{ej}}$ decreases with increasing halo mass. This behaviour is expected, since we have linked $f_{\text{esc}}^{\text{ej}}$ to the fraction of gas that is ejected from the galaxy: as a galaxy’s gravitational potential deepens, a smaller gas fraction is ejected. In terms of the redshift evolution of $f_{\text{esc}}^{\text{ej}}$, we find that for galaxies with $M_h \gtrsim 10^{9.7} M_{\odot}$, at a given halo mass, the median ionizing escape fraction increases with decreasing redshift. This is essentially because halos of a given mass are spatially more extended (i.e. have a shallower potential) with decreasing redshift which allows a larger gas fraction to be ejected from the galaxy, leading to an increase in $f_{\text{esc}}^{\text{ej}}$. While we would expect to see this trend across all times and halo masses (and indeed we can see it for $z = 10 - 7$ and $z = 6 - 5$), we do not find it to be the case for $z = 7 - 6$. This drop in $f_{\text{esc}}^{\text{ej}}$ from $z = 7 - 6$ for $M_h \lesssim 10^{9.7} M_{\odot}$ can be explained by the non-continuously increasing time steps in this redshift range that our delayed SN feedback scheme is sensitive to (see Appendix C1 for more details). We would expect that a finer time resolution would result in a smoother evolution of f_{esc} , with the true values lying within the values demarcated by the oscillations (see Fig. C1 in Appendix C1).

We now discuss the environmental dependence of $f_{\text{esc}}^{\text{ej}}$ as shown in Fig. 6. We find that for low-mass galaxies ($M_h \lesssim 10^{10} M_{\odot}$), $f_{\text{esc}}^{\text{ej}}$ is higher in over-dense than in under-dense regions as it is linked to the SN feedback limited star formation efficiency f_{\star}^{ej} . We can understand the dependence of f_{\star}^{ej} on the underlying density by analysing equation 3. While the first factor, $v_c^2/(v_c^2 + f_w E_{51} \nu_z)$, depends on the halo mass alone and hence can not cause the observed trend, the second factor, $\sum_j \nu_j M_{\star,j}^{\text{new}}/M_g^i(z)$, is highly sensitive to the star formation and gas accretion histories of galaxies. The more stars have formed in previous time steps or the less gas is available for star formation in the current time step, the lower is the fraction of gas that needs to form stars to eject all remaining gas from the galaxy (f_{\star}^{ej}) and the higher is the fraction of gas that is ejected and correspondingly the ionizing escape fraction $f_{\text{esc}}^{\text{ej}}$. Hence, in over-dense regions galaxies of the same halo mass must have lower values for the ratio $\sum_j \nu_j M_{\star,j}^{\text{new}}/M_g^i(z)$, which is due to the following two effects: Firstly, the initial gas mass $M_g^i(z)$ in lower mass galaxies ($M_h \lesssim 10^{10} M_{\odot}$) is dominated by the accreted gas mass, $M_{\text{acc}}(z)$, since all or most of the gas is

ejected through SN feedback at most time steps. Secondly, since, in hierarchical structure formation, density peaks in over-dense regions collapse prior to those in under-dense regions, galaxies of a given halo mass, M_h , and at a given redshift z have formed earlier in over-dense than in under-dense regions and hence show on average lower DM and gas accretion rates due to their longer lifetime. Their lower gas accretion rates result indeed in both, less stellar mass having been formed in previous time steps and exploding as SN at redshift z , and less gas being available for star formation at redshift z . However, for a fixed time step, the ratio between the two, i.e. $\sum_j \nu_j M_{\star,j}^{\text{new}}/M_g^i(z)$, increases towards lower gas accretion rates and leads to a lower value for f_{\star}^{ej} . This trend can be also understood in descriptive terms: The presence of more massive galaxies in over-dense regions leads to unbound gas being more likely to be gravitationally attracted to those more massive galaxies than to low-mass galaxies. We remark that due to the time-delay of the onset of radiative feedback upon reionization, f_{\star}^{ej} is hardly affected by radiative feedback during reionization.

Finally, we see that an ionizing escape fraction that scales with the ejected gas fraction from the galaxy shifts the ionizing emissivity contribution to both lower halo masses (comparing the top left panels of Figs. 1 and 7) and UV luminosities (comparing the top left panels of Figs. 4 and 8). For example, while for the *Photoionization* model the ionizing emissivity peaks at $M_h \simeq 10^{10} M_{\odot}$ at $z = 7$, it peaks at a much lower mass of $M_h \simeq 10^9 M_{\odot}$ for the *Early Heating* model. Similarly, the peak in the ionizing emissivity shifts from $M_{\text{UV}} \simeq -18$ at $z = 7$ in the *Photoionization* model to a much lower value of $M_{\text{UV}} \simeq -14$ in the *Early Heating* model. As a consequence of the ionizing emissivity being shifted to lower mass halos and UV luminosities, the majority of the ionizing emissivity no longer originates from galaxies on the “halo mass - underlying density” relation described in the previous Section. Instead, the bulk of the ionizing emissivity comes from lower-mass galaxies with $M_h \lesssim 10^{9.5} M_{\odot}$ in intermediate- to less-density regions ($\log_{10}(1 + \delta) \simeq 0 - 0.5$) (c.f. bottom left panels of Figs. 4 and 7). This redistribution of ionizing photons results in more similar sized ionized (H II) regions around both massive and low-mass halos as compared to our models using a constant f_{esc} value (see also Hutter et al. 2020).

We now briefly compare our results to other works. We find our $f_{\text{esc}}^{\text{ej}}-M_h$ relation to be in good agreement with the trends found in radiation hydrodynamical simulations (e.g. Lewis et al. 2020; Kimm & Cen 2014) in that f_{esc} decreases with increasing halo mass and increases with decreasing redshift over the entire galaxy population as low mass galaxies become less dense and exhibit lower optical depths for H I ionizing photons. Furthermore, despite not tracking the inhomogeneous gas distribution within and around galaxies, our analytic model finds similar f_{esc} values, particularly towards higher halo masses, $M_h \gtrsim 10^{9.5} M_{\odot}$. Finally, we find the evolution of our ionizing emissivity as a function of halo mass to be very similar to the escape emissivity in Lewis et al. (2020), particularly when comparing the shift of the peak and its position with respect to the halo mass.

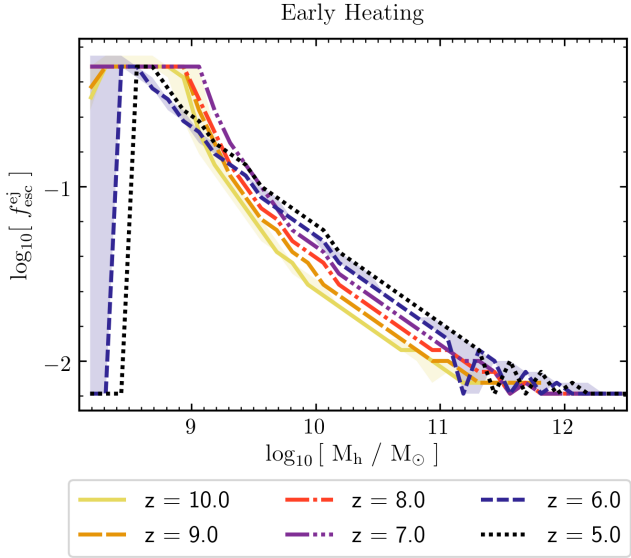


Figure 5. The ionizing escape fraction as a function of halo mass at $z = 10, 9, 8, 7, 6,$ and 5 , as marked, for the *Early Heating* model. The coloured lines show the median of the distributions, while the transparent shaded coloured regions mark the $1 - \sigma$ limits of the $f_{\text{esc}}^{\text{ej}}$ values at $z = 10$ and $z = 6$.

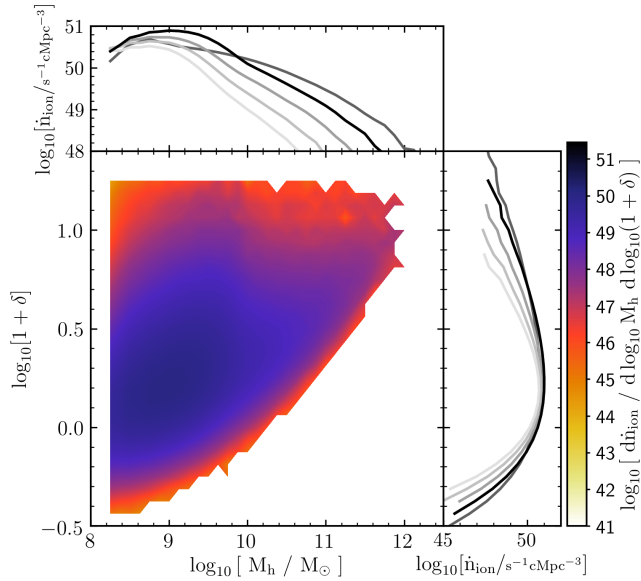


Figure 7. The escaping ionizing emissivity density as a function of halo mass and the over-density smoothed over 2 cMpc at $z = 7$ is shown for the *Early Heating* model in the bottom left panel. The top left (bottom right) panels show the 1D distributions of the escaping ionizing emissivity density as a function of halo mass ($1 + \delta$) at $z = 7$ (black line) and $z = 6, 8, 9, 10$ (increasingly lighter gray lines).

5 QUANTIFYING THE GALAXIES CONTRIBUTING TO REIONIZATION

Finally, we quantify the contribution of galaxies of different masses to reionization for all of the radiative feedback

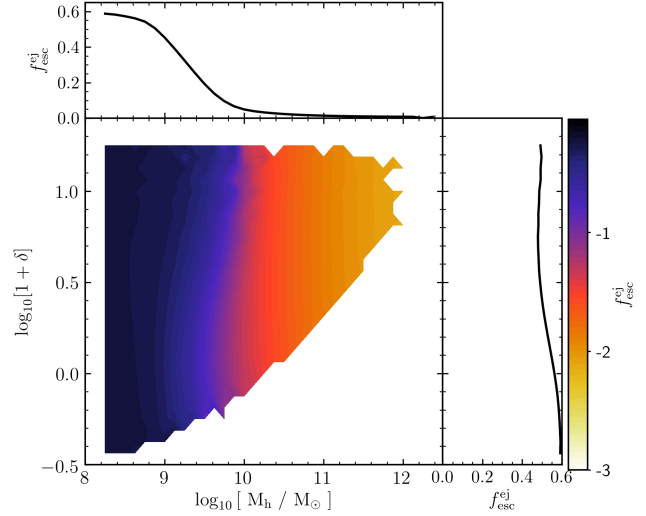


Figure 6. The ionizing escape fraction ($f_{\text{esc}}^{\text{ej}}$) as a function of halo mass and density at $z = 7$ for the *Early Heating* model. In the bottom left panel we show the mean value of $f_{\text{esc}}^{\text{ej}}$ colour-coded as a function of halo mass and density. The top left and bottom right panel show the 1D distribution functions of $f_{\text{esc}}^{\text{ej}}$ as a function of the halo mass and underlying density, respectively.

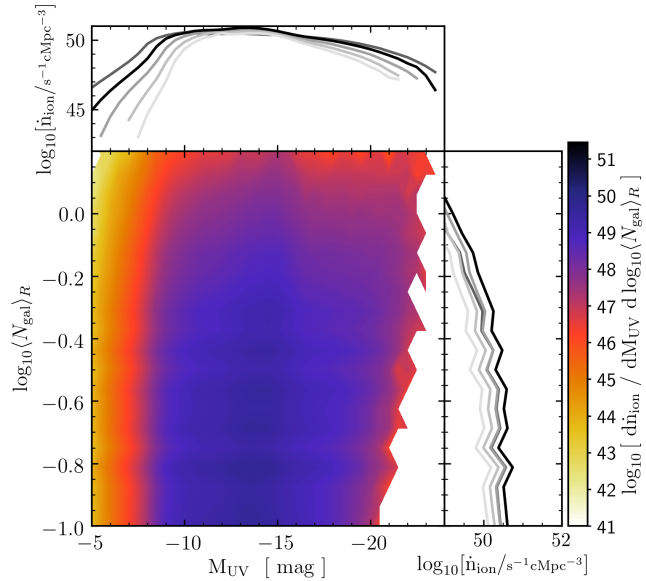


Figure 8. The escaping ionizing emissivity density as a function of the UV luminosity and the number of galaxies with $M_{\text{UV}} \geq -14$ within a sphere of a 2 cMpc diameter at $z = 7$ is shown for the *Early Heating* model in the bottom left panel. The top left (bottom right) panels show the 1D distributions of this quantity as a function of M_{UV} ($\langle N_{\text{gal}} \rangle_R$) at $z = 7$ (black line) and $z = 6, 8, 9, 10$ (increasingly lighter gray lines).

models discussed above. We start by briefly commenting on the evolution of the cumulative number density of ionizing photons until redshift z , as shown in the top panel of Fig. 9. Models with a constant ionizing escape fraction (*Photoionization*, *Strong Heating*, *Jeans Mass* models) show a

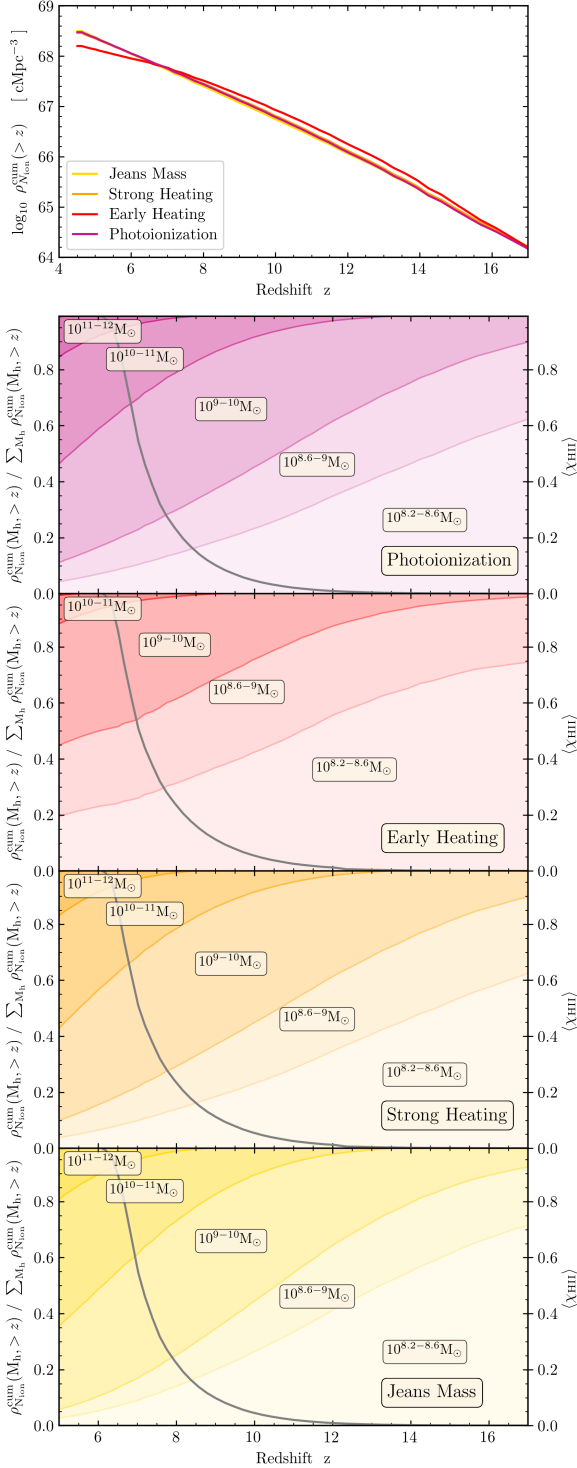


Figure 9. Top: Evolution of the cumulative density of the total number of ionizing photons at redshift z for the *Photoionization* (violet), *Early Heating* (red), *Strong Heating* (orange) and *Jeans Mass* model (yellow). Bottom: Fraction of the ionizing photon contribution to reionization from galaxies with halo masses within the indicated range at redshift z for the same models as in the top panel. From light to darker shades the halo mass increases. The gray solid line indicates the evolution of the volume-averaged hydrogen ionization fraction.

very similar evolution, which is also reflected in the strong agreement of their ionization histories (gray solid lines in the bottom panels of Fig. 9). However, the evolution of the cumulative number density of ionizing photons for the *Early Heating* model (that uses a mass-dependent escape fraction) differs from all the other models, with more (less) ionizing photons being contributed before (after) the midpoint of reionization. These differences indicate two points: firstly, in this scenario, reionization is driven by lower mass galaxies compared to the other models. Secondly, the introduction of a mass-dependent escape fraction seems to have a stronger impact on the galaxies driving reionization as compared to the impact of different radiative feedback prescriptions.

We investigate these findings in detail by analysing the contribution of different halo masses to the ionizing budget from $z \simeq 25$ down to redshift z , as shown in the bottom panels of Fig. 9. Similar to the evolution of the cumulative number density of ionizing photons, all radiative feedback models that assume a constant f_{esc} value (*Photoionization*, *Strong Heating*, and *Jeans Mass* models) show very similar contributions of different halo masses to reionization. Before the Universe is $\sim 0.5\%$ ionized at $z \simeq 13$, low-mass galaxies ($M_h < 10^9 M_{\odot}$) located in slightly over-dense regions ($\log(1 + \delta) \simeq 0 - 0.4$) contribute more than 60% to the total ionizing budget. Slightly more massive galaxies ($M_h \gtrsim 10^9 - 10^{10} M_{\odot}$) located in intermediate dense regions ($\log(1 + \delta) \simeq 0.1 - 0.4$) are less affected by SN feedback, resulting in smoother star formation histories, and are able to build up ionized regions of about $\sim 1 - 2$ Mpc. The continually growing mass (and ionizing output) of these galaxies increases with decreasing redshift. By the mid-point of reionization, at $z \simeq 7.2$, galaxies with $M_h \sim 10^9 M_{\odot}$ located in intermediate dense to dense regions ($\log(1 + \delta) \simeq 0.1 - 0.8$) and corresponding to those with mostly continuous star formation histories, have provided more than 75% of the ionizing photons even for our minimum radiative feedback scenario (see *Minimum* model) in (Hutter et al. 2020). Increasing the radiative feedback strength, i.e. going to the *Strong Heating* and *Jeans Mass* models, results in an even higher contribution of $> 80\%$, given that radiative feedback suppresses the contribution of lower-mass halos ($M_h < 10^{10} M_{\odot}$) at all redshifts. For all constant f_{esc} models we find the ionizing photon contribution to be dominated by $M_h = 10^9 - 10^{10} M_{\odot}$ halos during the first half of reionization and by $M_h = 10^9 - 10^{10} M_{\odot}$ and increasingly $M_h = 10^{10-11} M_{\odot}$ halos during the second half of reionization. However, introducing a biased ionizing escape fraction changes this picture considerably. In our *Early Heating* model, we find low-mass galaxies located in slightly dense to intermediate dense regions ($\log(1 + \delta) \simeq 0 - 0.5$) to be the largest contributors to reionization: at $z \simeq 13$ they have provided $\simeq 90\%$ of the ionizing photons, and even at the midpoint of reionization their cumulative contribution adds up to $\simeq 50 - 55\%$.

Finally, we compare our results for our *Early Heating* model to those obtained with radiation hydrodynamical simulations (Lewis et al. 2020; Katz et al. 2018; Kimm & Cen 2014) and hydrodynamical simulations post-processed with radiative transfer (Yajima et al. 2011). In case of Lewis et al. (2020), we note two differences that cause a change in

the galaxy population that contributes the ionizing photons. Firstly, their $f_{\text{esc}} - M_h$ relation is less steep, i.e. low-mass halos have lower and high-mass halos have higher f_{esc} values. Secondly, in CoDA II *only* the youngest stellar populations (< 10 Myr) contribute to the ionizing emissivity, while we also consider the contribution from older stellar populations; hence their peak of the total ionizing emissivity is shifted to higher halo masses and the contribution of galaxies in low-mass halos is lower than in our simulations. Both effects result in low-mass halos ($M_h \lesssim 10^9 M_\odot$) contributing far less to reionization as compared to our corresponding *Early Heating* simulation ($\sim 20\%$ at $z \simeq 7$ in Lewis et al. (2020) compared to $\sim 40\%$ in our simulations as seen in Fig. C1), while the contribution from more massive galaxies with $M_h \gtrsim 10^9 M_\odot$ is higher, being $\sim 60\%$ ($\sim 20\%$) in Lewis et al. (2020) for $M_h = 10^{9-10} M_\odot$ ($M_h = 10^{10-11} M_\odot$) compared to 50% (10%) in our simulation as seen in Fig. C1). Katz et al. (2018) find an even stronger contribution from higher mass galaxies than Lewis et al. (2020) and our *Early Heating* simulation ($\sim 10\%$ for $M_h < 10^{9.2} M_\odot$, $\sim 40\%$ for $10^{9.2-10.2} M_\odot$ and $\sim 50\%$ for $M_h > 10^{10.2} M_\odot$ at $z = 7$), which is partly driven by the flatter $f_{\text{esc}} - M_h$ relation with low-mass (higher mass) halos having even lower (higher) escape fractions as compared to our model. For a similar reason, the contribution of massive galaxies ($M_h > 10^{10} M_\odot$) to the cumulative number of ionizing photons up to $z = 7$ in Kimm & Cen (2014) lies between the results of our *Early Heating* simulation and simulations assuming a constant f_{esc} value. On the other hand, Yajima et al. (2011) obtain results in line with ours: i.e. a strong contribution from low-mass galaxies of about 75% to the ionizing photon density compared to $\sim 80\%$ in our models (c.f. Fig. C1 in Appendix C) at $z = 6$.

6 CONCLUSIONS

In this work, our aim was to investigate the impact of physical properties (such as the escape fraction of ionizing photons) as well as the environment (density and ionization fields) in determining the key reionization sources. For this purpose we have used the ASTRAEUS framework that self-consistently couples galaxy formation and reionization using an N-body simulation (VERY SMALL MULTIDARK PLANCK; VSMOPL), a semi-analytic model for galaxy formation (an extended version of DELPHI and a semi-numerical radiative transfer code for reionization CIFOG). The key strength of our model lies in the range of escape fraction (f_{esc}) and radiative feedback scenarios explored. We include two different models for the escape fraction, one where f_{esc} remains constant for all galaxies at all redshifts (*Photoionization*, *Strong Heating* and *Jeans Mass* model), and one where f_{esc} scales with the gas fraction that is ejected from the galaxy (increasing with decreasing halo mass, *Early Heating* model). Additionally, our radiative feedback scenarios range from a weak and time-delayed model (*Photoionization* model) to a strong and immediate reduction in the gas content and star formation of a galaxy (*Jeans Mass* model). Our main findings are:

- (i) When assuming a constant ionizing escape fraction

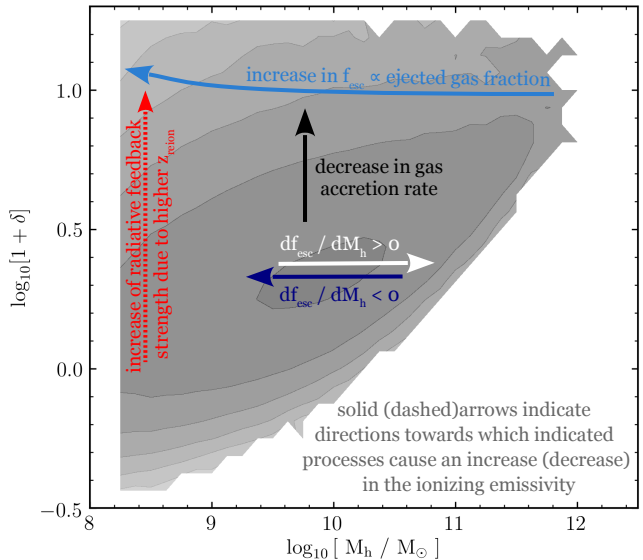


Figure 10. Schematic illustrating how different processes affect the ionizing emissivity contribution from different halo masses. Grey contours indicate the ionizing emissivity distribution as a function of halo mass and the over-density smoothed over 2 cMpc for a model without radiative feedback. Solid (dashed) arrows indicate the direction in which the marked processes lead to an increase (decrease) in the ionizing emissivity contribution.

f_{esc} , intermediate mass ($M_h \simeq 10^{9-11}$) and relatively luminous galaxies ($M_{\text{UV}} \simeq -15$ to -20) in average- to intermediate-density regions ($\log_{10}(1 + \delta) \simeq 0 - 0.8$) are the key drivers of reionization.

- (ii) While the mass assembly histories of low- and intermediate-mass galaxies ($M_h \lesssim 10^{8.5-11} M_\odot$) in over-dense ($\log_{10}(1 + \delta) \gtrsim 0.2$ for $M_h \simeq 10^9 M_\odot$, and $\log_{10}(1 + \delta) \gtrsim 1$ for $M_h \simeq 10^{11} M_\odot$) and under-dense regions ($\log_{10}(1 + \delta) \lesssim 0.2$ for $M_h \simeq 10^9 M_\odot$, and $\log_{10}(1 + \delta) \lesssim 1$ for $M_h \simeq 10^{11} M_\odot$) differ only marginally and hardly affect their ionizing emissivities in different environments (see black arrow in Fig. 10 for trend), reionization imprints its topology on galaxy formation through radiative feedback effects on low-mass galaxies ($M_h \lesssim 10^9 M_\odot$). With over-dense regions being reionized before under-dense regions, star formation in low-mass galaxies is more suppressed (by time-delayed radiative feedback) in over-dense regions, resulting in a lower ionizing emissivity (see red arrow in Fig. 10).

- (iii) Linking the ionizing escape fraction to the gas fraction ejected from the galaxy results in an f_{esc} that decreases with increasing halo mass. Additionally, such an f_{esc} shows an increase with decreasing redshift for a given halo mass (see blue and green arrows in Fig. 10). Furthermore, this escape fraction shows a slight dependence on the environment due to small differences in the star formation and gas accretion histories of low and intermediate mass galaxies in over-versus under-dense regions. With galaxies in over-dense regions forming earlier and showing lower gas accretion rates, f_{esc} has higher values in over-dense than in under-dense regions (see top light blue arrow in Fig. 10).

$f_{\text{ion}}(z = 10)$	$M_{\text{UV}} \leq -13$	$M_{\text{UV}} \leq -14$	$M_{\text{UV}} \leq -15$	$M_{\text{UV}} \leq -16$	$M_{\text{UV}} \leq -17$
<i>Photoionization</i>	0.83	0.72	0.58	0.43	0.27
<i>Early Heating</i>	0.63	0.42	0.21	0.08	0.03
<i>Strong Heating</i>	0.83	0.72	0.59	0.44	0.28
<i>Jeans Mass</i>	0.75	0.67	0.59	0.47	0.3
$f_{\text{ion}}(z = 7)$	$M_{\text{UV}} \leq -13$	$M_{\text{UV}} \leq -14$	$M_{\text{UV}} \leq -15$	$M_{\text{UV}} \leq -16$	$M_{\text{UV}} \leq -17$
<i>Photoionization</i>	0.86	0.78	0.69	0.58	0.46
<i>Early Heating</i>	0.57	0.37	0.21	0.12	0.07
<i>Strong Heating</i>	0.86	0.79	0.71	0.60	0.48
<i>Jeans Mass</i>	0.90	0.86	0.80	0.70	0.56

Table 1. The fraction f_{ion} of the total ionizing emissivity at $z = 10$ (top) and $z = 7$ (bottom) that comes from galaxies with a minimum UV luminosity, M_{UV} . We show the fractions for the *Photoionization*, *Early Heating*, *Strong Heating* and *Jeans Mass* models.

(iv) Assuming an ionizing escape fraction that decreases with increasing halo mass results in low-mass galaxies ($M_h \lesssim 10^{9.5} M_\odot$) in less-dense regions ($\log_{10}(1+\delta) \simeq 0-0.5$) being the main drivers of reionization.

(v) As seen from Fig. 10, increasing radiative feedback strength reduces the contribution of low-mass galaxies in dense regions to reionization. For our *Photoionization* model, radiative feedback decreases the ionizing emissivity of the lowest-mass galaxies ($M_h \lesssim 10^{8.5} M_\odot$) by an order of magnitude when going from average ($\log_{10}(1+\delta) \simeq 0$) to over-dense regions ($\log_{10}(1+\delta) \simeq 1$).

There are a few caveats to our work. Firstly, our underlying N-body simulation resolves halos down to $M_h = 10^{8.2} M_\odot$, hence we can not quantify the contribution of even lower-mass halos and the initial star formation histories of halos with $M_h \lesssim 10^{8.6} M_\odot$ might have not converged yet. However, when assuming a constant ionizing escape fraction, the limited resolution should hardly affect our results, since lower mass halos will be even more subject to SN and radiative feedback and their contribution will be similarly or even more limited as that of the $M_h = 10^{8.2-9} M_\odot$ halos. Nevertheless, such lower mass halos might be crucial for scenarios where the escape fraction decreases with halo mass. Their contribution might be enhanced due to the higher f_{esc} values for lower halo masses but could also be insignificant due to being strongly suppressed by SN and radiative feedback. Despite this shortcoming, even with our simulations, we can show that the escape fraction plays a crucial role in which galaxy population is the main contributor to reionization.

Secondly, the star formation histories of galaxies with the lowest halo masses, $M_h \lesssim 10^{8.8} M_\odot$, may be not fully converged due to merger trees being incomplete for halos with less than 100 particles. Considering a *Photoionization* model scenario where these halos do not contribute to reionization, we find reionization to be delayed by about $\Delta z \simeq 0.4$ but the ionization topology at similar global ionization frac-

tions not to be significantly changed on scales $\gtrsim 2$ cMpc. Hence, the strength of radiative feedback on low-mass halos remains very similar, and we find the distributions of the ionizing emissivity as a function of the halo mass and the underlying density or the UV luminosity and the number of galaxies within the 2 cMpc sphere unchanged (see Appendix B).

Thirdly, we assume a universal initial mass function, which might be particularly important at the beginning of reionization and for the ionizing emissivity of low-mass halos. Due to their low star formation rates low-mass halos might have a more bottom-heavy IMF (Jeřábková et al. 2018), which would cause them to transition earlier, i.e. at lower halo masses, from stochastic to continuous star formation and hence to enhance their contribution to reionization. Alternatively, if due to their lower metallicity and starburst character low-mass halos had a more top-heavy IMF, they would contribute even less to the ionizing budget for reionization. However, galaxies in low-mass halos in over-dense regions may have a higher metallicity, which would boost again their contribution to reionization compared to the metal-poor low-mass galaxies in under-dense regions. How strong the effect of a spatially varying metallicity on the production of ionizing photons and whether an ionizing escape fraction that scales with the ejected gas fraction would compensate this effect remains open and will be subject of future work.

The JWST will greatly enhance the number of observed high-redshift galaxies down to $M_{\text{UV}} \simeq -16$ at $z \simeq 7$. In our models, the contribution of galaxies detected at $z \simeq 7$ to the total ionizing photon budget at $z \simeq 7$ varies between $\sim 10\%$ and $\sim 70\%$, with the exact value being strongly dependent on the mass dependence of f_{esc} and the radiative feedback strength suppressing star formation in low-mass halos and determining the turn-over of the UV luminosity function at its faint end (c.f. Table 1). In addition, the Square Kilometre Array (SKA) will detect the 21cm signal from the

neutral hydrogen in the IGM mapping the time and spatial evolution of the ionized regions around galaxies. Combining JWST's and ALMA's unprecedented UV luminosity and emission line observations from galaxies with the SKA's measurements of the ionization topology will help us to pin down the properties of the star-forming galaxies, such as their stellar populations and ionizing escape fractions, and constrain the main contributors to reionization.

ACKNOWLEDGEMENTS

All the authors acknowledge support from the European Research Council's starting grant ERC StG-717001 ("DELPHI"). PD acknowledges support from the NWO grant 016.VIDI.189.162 ("ODIN") and the European Commission's and University of Groningen's CO-FUND Rosalind Franklin program. GY acknowledges financial support from MICIU/FEDER under project grant PGC2018-094975-C21. The authors wish to thank Peter Behroozi for creating and providing the ROCKSTAR merger trees of the VSMPL simulation, and V. Springel for allowing us to use the L-Gadget2 code to run the different Multidark simulation boxes, including the VSMDPL used in this work. The VSMDPL simulation has been performed at LRZ Munich within the project pr87yi. The CosmoSim database (www.cosmosim.org) provides access to the simulation and the Rockstar data. The database is a service by the Leibniz Institute for Astrophysics Potsdam (AIP).

REFERENCES

- Abel T., Wise J. H., Bryan G. L., 2007, *ApJ*, 659, L87
 Barkana R., Loeb A., 1999, *ApJ*, 523, 54
 Behroozi P. S., Wechsler R. H., Wu H.-Y., 2013a, *ApJ*, 762, 109
 Behroozi P. S., Wechsler R. H., Wu H.-Y., Busha M. T., Klypin A. A., Primack J. R., 2013b, *ApJ*, 763, 18
 Bhatawdekar R., Conselice C. J., Margalef-Bentabol B., Duncan K., 2019, *MNRAS*, 486, 3805
 Bouwens R. J., Smit R., Labbe I., Franx M., Caruana J., Oesch P., Stefanon M., Rasappu N., 2015, *ArXiv e-prints*
 Bouwens R. J., Stefanon M., Oesch P. A., Illingworth G. D., Nanayakkara T., Roberts-Borsani G., Labbé I., Smit R., 2019, *ApJ*, 880, 25
 Couchman H. M. P., Rees M. J., 1986, *MNRAS*, 221, 53
 Davies F. B. et al., 2018, *ApJ*, 864, 142
 Dayal P., Ferrara A., 2018, *Phys. Rep.*, 780, 1
 Dayal P., Ferrara A., Dunlop J. S., Pacucci F., 2014, *MNRAS*, 445, 2545
 Dayal P. et al., 2020, *MNRAS*, 495, 3065
 Efstathiou G., 1992, *MNRAS*, 256, 43P
 Fan X. et al., 2006, *AJ*, 132, 117
 Furlanetto S. R., Zaldarriaga M., Hernquist L., 2004, *ApJ*, 613, 1
 Gnedin N. Y., 2000, *ApJ*, 542, 535
 Gnedin N. Y., Hui L., 1998, *MNRAS*, 296, 44
 Hassan S., Davé R., Mitra S., Finlator K., Ciardi B., Santos M. G., 2018, *MNRAS*, 473, 227
 Hoesft M., Yepes G., Gottlöber S., Springel V., 2006, *MNRAS*, 371, 401
 Hutter A., 2018, *MNRAS*, 477, 1549
 Hutter A., Dayal P., Yepes G., Gottlöber S., Legrand L., Ucci G., 2020, *arXiv e-prints*, arXiv:2004.08401
 Ishigaki M., Kawamata R., Ouchi M., Oguri M., Shimasaku K., Ono Y., 2018, *ApJ*, 854, 73
 Jeřábková T., Hasani Zonoozi A., Kroupa P., Beccari G., Yan Z., Vazdekis A., Zhang Z. Y., 2018, *A&A*, 620, A39
 Katz H., Kimm T., Haehnelt M., Sijacki D., Rosdahl J., Blaizot J., 2018, *MNRAS*, 478, 4986
 Kimm T., Blaizot J., Garel T., Michel-Dansac L., Katz H., Rosdahl J., Verhamme A., Haehnelt M., 2019, *MNRAS*, 486, 2215
 Kimm T., Cen R., 2014, *ApJ*, 788, 121
 Kimm T., Katz H., Haehnelt M., Rosdahl J., Devriendt J., Slyz A., 2017, *MNRAS*, 466, 4826
 Kitayama T., Yoshida N., Susa H., Umemura M., 2004, *ApJ*, 613, 631
 Klypin A., Yepes G., Gottlöber S., Prada F., Heß S., 2016, *MNRAS*, 457, 4340
 Leitherer C. et al., 1999, *ApJS*, 123, 3
 Lewis J. S. W. et al., 2020, *MNRAS*
 Naidu R. P., Tacchella S., Mason C. A., Bose S., Oesch P. A., Conroy C., 2020, *ApJ*, 892, 109
 Paardekooper J.-P., Khochfar S., Dalla Vecchia C., 2015, *MNRAS*, 451, 2544
 Padovani P., Matteucci F., 1993, *ApJ*, 416, 26
 Parsa S., Dunlop J. S., McLure R. J., 2018, *MNRAS*, 474, 2904
 Planck Collaboration et al., 2018, *arXiv e-prints*, arXiv:1807.06209
 Salpeter E. E., 1955, *ApJ*, 121, 161
 Seiler J., Hutter A., Sinha M., Croton D., 2018, *MNRAS*, 480, L33
 Seiler J., Hutter A., Sinha M., Croton D., 2019, *MNRAS*, 487, 5739
 Shapiro P. R., Iliev I. T., Raga A. C., 2004, *MNRAS*, 348, 753
 Sharma M., Theuns T., Frenk C., Bower R., Crain R., Schaller M., Schaye J., 2016, *MNRAS*, 458, L94
 Sobacchi E., Mesinger A., 2013, *MNRAS*, 432, L51
 Springel V., 2005, *MNRAS*, 364, 1105
 Trebitsch M., Volonteri M., Dubois Y., Madau P., 2018, *MNRAS*, 478, 5607
 Whalen D., Abel T., Norman M. L., 2004, *ApJ*, 610, 14
 Wise J. H., Cen R., 2009, *ApJ*, 693, 984
 Wise J. H., Demchenko V. G., Halicek M. T., Norman M. L., Turk M. J., Abel T., Smith B. D., 2014, *MNRAS*, 442, 2560
 Yajima H., Choi J.-H., Nagamine K., 2011, *MNRAS*, 412, 411

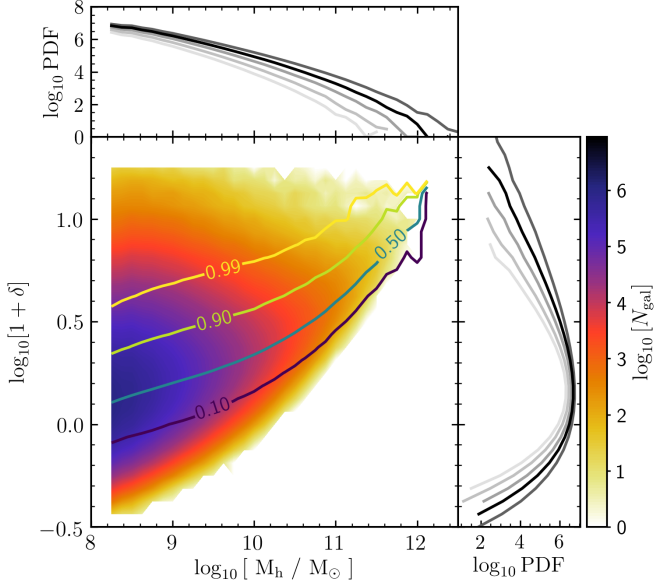


Figure A1. The number of galaxies as a function of halo mass and the over-density smoothed over 2 cMpc at $z = 7$ is shown for all models in the bottom left panel. The top left (bottom right) depicts the 1D distribution of the number of galaxies as a function of halo mass (over-density) at $z = 7$. The over-plotted coloured horizontal contour lines indicate which fraction of galaxies with a halo mass M_h are located in regions less dense than indicated by the contour line.

APPENDIX A: ENVIRONMENT-DEPENDENT GALAXY NUMBER DENSITY

We briefly discuss the number density distribution of galaxies in the vsMDPL simulation in terms of their mass and environment (over-density) by means of Fig. A1. In this Figure, the coloured contours in bottom left panel show the number of galaxies in our simulation box as a function of the halo mass (M_h) and the underlying over-density ($1+\delta$) smoothed over 2 cMpc scales. As expected from hierarchical galaxy formation, low-mass galaxies in weakly over-dense regions ($\log_{10}(1+\delta) \simeq 0.1 - 0.2$) are the most abundant population. Galaxies with higher halo masses become increasingly less abundant and are located in increasingly over-dense regions. The horizontal coloured lines in Fig. A1 indicate the underlying density below which the indicated fraction of galaxies of a halo mass M_h resides. We find the horizontal contour line, that marks where 50% of the galaxies reside in regions with over-densities lower than indicated by the line, to be constant across all redshifts ($z = 5 - 10$), while those marking lower (10%) and higher (90%) thresholds move towards lower and higher densities respectively as redshift decreases. This evolution is in agreement with hierarchical structure formation where gravity causes the formation of increasingly massive objects and denser confined regions with time, while initially slightly under-dense regions loose more and more matter to over-dense regions, leading to a decrease in their matter density.

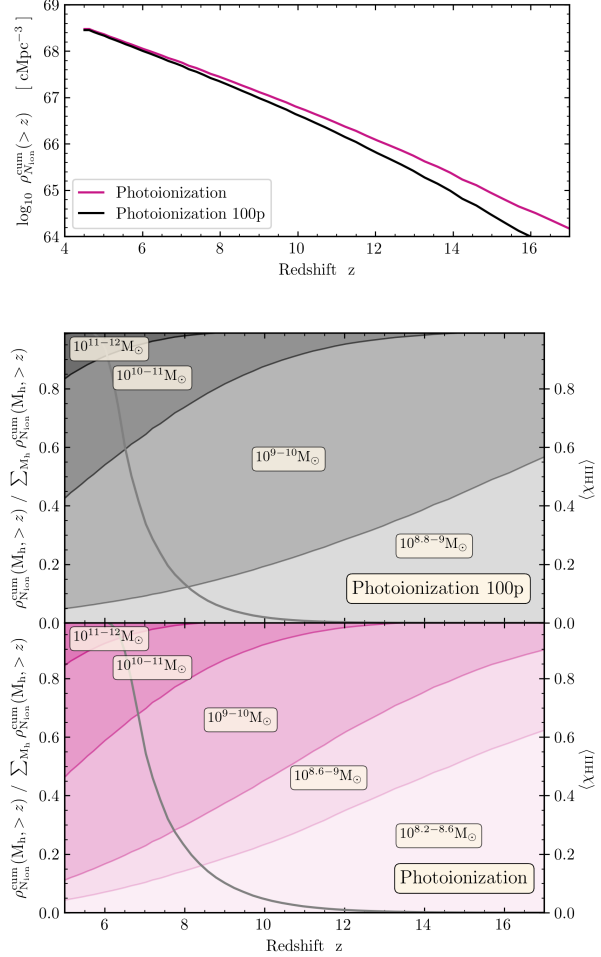


Figure B1. Top: Evolution of the density of the total number of ionizing photons at redshift z for the *Photoionization* model assuming all halos with at ≥ 20 (violet) and ≥ 100 particles (gray) contributing to reionization. Bottom: Fraction of the ionizing photon contribution to reionization from galaxies with halo masses within the indicated range at redshift z for the *Photoionization* model assuming all halos with at ≥ 20 (violet) and ≥ 100 particles (gray) contributing to reionization. From light to darker shades the halo mass increases. The gray solid line indicates the evolution of the volume-averaged hydrogen ionization fraction.

APPENDIX B: THE IMPACT OF EXCLUDING HALOS WITHOUT FULLY RESOLVED MERGER TREES

In Fig. B1 we show the cumulative contribution of ionizing photons of different halo masses during reionization for two *Photoionization* models that assume different minimum halo masses for the galaxies contributing to reionization. While the violet line in the top panel and the bottom panel are equivalent to those in Fig. 9 and assume ionizing sources to have at least 20 DM particles, the gray line in the top panel and the central panel depict the results when solely halos with ≥ 100 particles are assumed to contribute to reionization (referred to as *Photoionization100* model in the following). Comparing both models, we see that the *Photoioniza-*

tion100 model lacks the ionizing photons from the lowest mass galaxies ($M_h < 10^{8.8} M_\odot$) that - in case of a constant f_{esc} - play only a dominant role very early on in the reionization process ($z \gtrsim 10$). Hence, as galaxies become more massive over time and start dominating the ionizing budget, the total cumulative emissivities of both models converge. However, with the ionizing emissivity contribution of the lowest mass galaxies missing, reionization in the *Photoionization100* model is delayed by $\Delta z \simeq 0.4$ but its Thomson optical depth value lies within the uncertainty ranges given by *Planck* (Planck Collaboration et al. 2018). Nevertheless, since the lowest-mass galaxies hardly affect the ionization topology on scales $> 1-2$ cMpc (at similar global ionization fractions), the environment-dependent impact of radiative feedback on low-mass galaxies remains basically unchanged.

APPENDIX C: EVOLUTION OF THE INSTANTANEOUS IONIZING EMISSIVITY

In order to enable a direct comparison with other works, we show also the relative instantaneous contribution of ionizing photons of different halo masses throughout reionization in Fig. C1. Similar to the results in Section 5, we see that in models with constant f_{esc} values low-mass galaxies ($M_h \lesssim 10^9 M_\odot$) contribute the majority of ionizing photons before reionization starts at $z \lesssim 10$. Their contribution drops then to about $< 10\%$ at the midpoint of reionization ($z = 7$). Scaling the ionizing escape fraction with the fraction of gas that is ejected from the galaxy, i.e. leading to a decreasing f_{esc} with halo mass M_h , results in a far more significant contribution of low-mass halos providing about $\sim 45\%$ of ionizing photons at $z = 7$.

C1 The impact of non-continuous time steps on $f_{\text{esc}}^{\text{ej}}$

From Fig. C1 we note that the instantaneous total ionizing emissivity oscillates between $z \simeq 7.5$ and $z \simeq 6$ in the *Early Heating* model. These oscillations are directly linked to the oscillations of the ionizing escape fraction ($f_{\text{esc}}^{\text{ej}}$) and thereby the ejected gas fraction ($f_{\star}^{\text{eff}}/f_{\star}^{\text{ej}}$, see equation 3 for f_{\star}^{ej}), which again are caused by the discreteness of our delayed SN feedback scheme in combination with the time span of the time steps at $z = 7.5-6$. In order to understand this interplay, we can consider equation 3. From this equation, we can see that f_{\star}^{ej} increases firstly as the time step approaches the lifetime of a $8 M_\odot$ star that explodes as a SN (28.6 Myrs), and secondly as the ratio between star formation in previous time steps and current (initial) gas mass decreases. In general, the underlying merger trees have time steps that scale with the logarithm of the scale factor, however, in order to cover some redshifts where the majority of observations are performed, they have been minorly adjusted. Hence, between $z = 8-6$ not all time steps are necessarily larger than the previous ones, a few (in total 3) are 0.8–1.7 Myrs shorter than their previous ones. In a time step that is shorter than the previous one, ν_j in equation 3 does not decrease compared to the previous time step but increases, resulting in

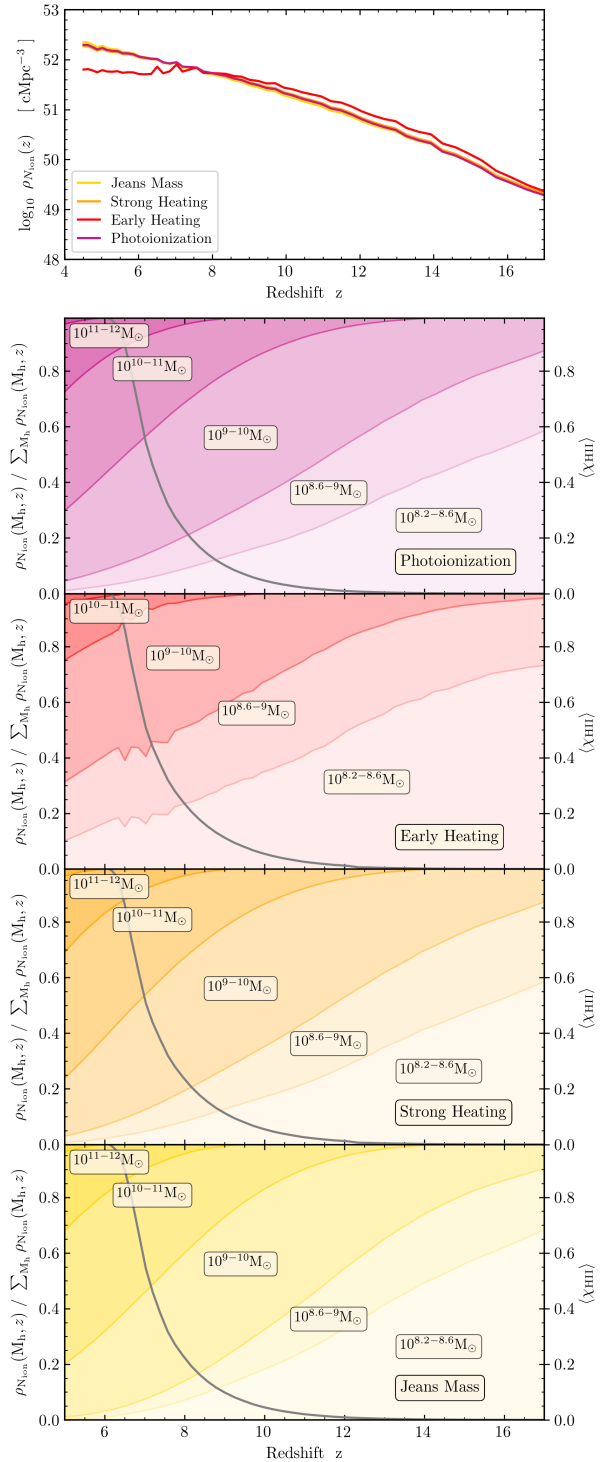


Figure C1. Top: Evolution of the density of the total number of ionizing photons at redshift z for the *Photoionization* (violet), *Early Heating* (red), *Strong Heating* (orange) and *Jeans Mass* model (yellow). Bottom: Fraction of the ionizing photon contribution to reionization from galaxies with halo masses within the indicated range at redshift z for the *Photoionization* (violet), *Early Heating* (red), *Strong Heating* (orange) and *Jeans Mass* model (yellow). From light to darker shades the halo mass increases. The gray solid line indicates the evolution of the volume-averaged hydrogen ionization fraction.

lower f_{\star}^{ej} values and less stars being formed (minimum). In the subsequent time step both ν_j and $M_{\star,j}^{\text{new}}$ decrease again, leading to the expected increase in f_{\star}^{ej} (maximum) and the formation of more stars. The reduced star formation again flattens the increase of f_{\star}^{ej} in the then subsequent time step. At $z \simeq 6.5$ the length of the time steps surpasses the lifetime of a $8 M_{\odot}$ star and hence our delayed SN feedback scheme converges to the instantaneous SN feedback scheme, where f_{\star}^{ej} is solely sensitive to the gravitational potential of the underlying halo.