

Continuous-variable gate teleportation and bosonic-code error correction

Blayne W. Walshe,^{1,*} Ben Q. Baragiola,¹ Rafael N. Alexander,^{1,2} and Nicolas C. Menicucci¹

¹*Centre for Quantum Computation and Communication Technology,
School of Science, RMIT University, Melbourne, VIC 3000, Australia*

²*Center for Quantum Information and Control, University of New Mexico, Albuquerque, NM 87131, USA*

We examine continuous-variable gate teleportation using entangled states made from pure product states sent through a beam splitter. We show that such states are Choi states for a (typically) non-unitary gate, and we derive the associated Kraus operator for teleportation, which can be used to realize non-Gaussian, non-unitary quantum operations on an input state. With this result, we show how gate teleportation is used to perform error correction on bosonic qubits encoded using the Gottesman-Kitaev-Preskill code. This result is presented in the context of deterministically produced macronode cluster states, generated by constant-depth linear optical networks, supplemented with a probabilistic supply of GKP states. The upshot of our technique is that state injection for both gate teleportation and error correction can be achieved without active squeezing operations—an experimental bottleneck for quantum optical implementations.

I. INTRODUCTION

Recent strides in the experimental generation of continuous-variable (CV) cluster states [1–3] prove that the use of CV measurement-based quantum computing (MBQC) is one of the most promising methods of achieving fault-tolerant universal quantum computing. MBQC utilises a highly entangled resource—known as a cluster state—as its substrate for quantum computing [4] and only requires adaptive local measurements on the cluster state to implement quantum gates.

Constructing cluster states using bosonic modes has the advantage of deterministic entanglement generation using linear optics and is highly scalable [5]. Unfortunately, computation with CV cluster states is burdened by intrinsic noise due to finite energy constraints [6]. Despite this, CV MBQC on a cluster state generated from squeezed states meeting a threshold of 15–17 dB of measured squeezing is fault-tolerant [7]—provided it is supplemented with a source of high-quality bosonic qubits. Furthermore, this squeezing threshold is not affected by decoherence that manifests as anti-squeezing [8].

CV cluster states are multi-mode Gaussian states of light specified by a complex-weighted graph [9]. The states originally considered in Refs. [10, 11] possessed simple graphs (*e.g.*, a 2D square lattice); however, known methods for their generation require either inline squeezing (active transformations on states other than the vacuum) or a linear optics network that grows with the system size. Related states with a multi-layered graph structure can be generated in a more experimentally feasible way with circuits consisting of *offline squeezing and local constant depth linear optics* [2, 3, 5, 12–17]. Such states have been generated on a large scale, both in one [1, 18, 19] and two dimensions [2, 3]. MBQC on these multi-layered states respects the tensor product structure of *macronodes*, with physical lattice sites made up

of one mode from each layer [6, 20].

The fundamental primitive of CV MBQC schemes with multi-layered graphs is CV teleportation [21, 22]. Gaussian homodyne detection teleports quantum information from one node to another with a fidelity depending on the quality of the shared entanglement between the nodes. Ideally, nodes share a maximally entangled EPR state, which allows for perfect teleportation. Up to local phase delays, macronode continuous-variable cluster states (CVCSs) are indeed just a collection of approximate EPR states stitched together at macronodes by non-local measurements (more specifically, a sequence of 50:50 beam splitters followed by homodyne detection on all modes). Gaussian CV MBQC schemes leverage the choice of rotated homodyne bases as degrees of freedom to realize Gaussian operations on the teleported state. This was recently demonstrated in Ref. [23].

In this work, we provide a method to go beyond Gaussian operations by replacing each entangled pair with a more general state—two arbitrary pure states coupled on a beam splitter, see Fig. 1. If either (or both) of these states is non-Gaussian, teleportation can realize a non-Gaussian gate, extending multi-mode Gaussian resources to universal resources for quantum computation. Our approach runs parallel to and extends the standard description of gate teleportation [24–26], where a unitary gate to be teleported is applied to one half of a maximally entangled state. Using the entangled-state method here additionally allows teleportation of non-unitary operations, such as projections, which are useful for bosonic-code error correction. This approach is compatible with a wide variety of non-Gaussian resources [27–30] and does not require active squeezing operations, making it convenient for conventional quantum optics setups.

We apply our analysis to a particular example: gate-teleported error correction of the Gottesman-Kitaev-Preskill (GKP) code. GKP states allow encoding of digital quantum information in the continuous Hilbert space of a CV mode [31]. Remarkably, this single non-Gaussian resource extends multi-mode Gaussian computation to universal and fault-tolerant quantum computa-

* blaynevw@gmail.com

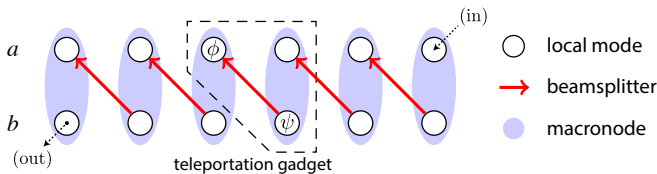


Figure 1. Schematic of a macronode wire, which is a chain of maximally entangled pairs (modes connected by beam splitters) that meet at two-mode sites called *macronodes*. Non-local measurements of each macronode, achievable by an additional beam splitter and local measurements at each macronode (not indicated), teleport an input state along the macronode wire (from right to left). In this work, we replace each entangled pair with a *Kraus state* consisting of two arbitrary states, $|\psi\rangle$ and $|\phi\rangle$, coupled on a beam splitter. This realizes a teleported CV gate, which can be non-unitary, depending on the Kraus state. A single instance of this CV gate teleportation, which we call the *teleportation gadget*, is enclosed in the dashed box. The macronode-wire circuit diagram for gate teleportation is given in Fig. 2.

tion [32, 33].

GKP states have recently been realized in trapped ion systems [34] and superconducting qubit architectures [35], and multiple novel approaches have been proposed for their generation in optics [36–42]. We show that teleporting through entangled pairs made from a probabilistic source of GKP grid states implements GKP error correction.

Thus, the entire scheme for universal and fault-tolerant quantum computing consists only of offline preparation of GKP and squeezed vacuum states, constant-depth linear optics, and homodyne detection. This is an improvement over prior proposals that require active transformations to combine GKP states with CV cluster states [7, 16, 43]. Finally, we note that our analysis extends to higher dimensional CV cluster states that have two- and three-dimensional structure.

II. MACRONODE-BASED CV CLUSTER STATES

A continuous-variable cluster state (CVCS) is a large, Gaussian state across many modes that can serve as a resource for CV teleportation [10] and measurement-based quantum computing (MBQC) [7]. Canonical CVCSs are constructed using $e^{ig\hat{q}\otimes\hat{q}}$ interactions to successively entangle momentum eigenstates, and Gaussian homodyne measurements of the modes are used to teleport and enact Gaussian operations on encoded information [10]. An alternative construction employing constant-depth passive elements (beam splitters and phase delays) and finitely squeezed states, called a macronode CVCS, provides a blueprint for experimental generation of a CVCS [6] that makes better use of the fundamental quantum resource in such states: squeezing [44, 45]. Here, two-mode squeezed states are generated using beam splitters; these

entangled pairs can then be coupled to others using more beam splitters to create macronode CVCSs with more complicated structures. In this construction, certain collections of physical modes are grouped into *macronodes*, across which logical encoded information is distributed nonlocally. Processing the information within a macronode requires homodyne measurement of its constituent physical modes.

The smallest nontrivial macronode CVCS, the *macronode wire* (see Figure 1), has two modes per macronode. Larger and more complex macronode CVCSs contain more modes per macronode [2, 3, 17] but can be viewed quantitatively as tools to route information along configurable macronode wires [20]. Macronode wires have been generated experimentally from both temporal and spectral modes [1, 18, 19] and recently adaptive homodyne measurements have been used to implement Gaussian operations on a temporal-mode macronode wire [23].

A. Structure of a macronode wire

A macronode-based CV cluster state [13] differs from a canonical one [10, 11] by the fact that multiple modes occupy one logical site within the overarching graph representing the entanglement structure of the state. (For further details, see Ref. [13].) These modes are logically grouped together and referred to as a *macronode* to emphasise that it comprises multiple “micronodes”, each of which is an individual mode. All of the experiments demonstrating large-scale continuous-variable cluster states have generated macronode-based cluster states [1–3, 18, 19, 23].

We use the following notation to describe the individual modes within a macronode-based CV cluster state. For each local mode a , we define the position and momentum quadratures, $\hat{q} = \frac{1}{\sqrt{2}}(\hat{a} + \hat{a}^\dagger)$ and $\hat{p} = \frac{-i}{\sqrt{2}}(\hat{a} - \hat{a}^\dagger)$, respectively, satisfying $[\hat{q}, \hat{p}] = i$. This means that the vacuum variance in both quadratures of any mode is $\langle \hat{q}^2 \rangle_{\text{vac}} = \langle \hat{p}^2 \rangle_{\text{vac}} = 1/2$, which can be interpreted as equivalent to the convention that $\hbar = 1$.

Each quadrature has an associated set of eigenstates, $|s\rangle_q$ and $|t\rangle_p$, satisfying $\hat{q}|s\rangle_q = s|s\rangle_q$ and $\hat{p}|t\rangle_p = t|t\rangle_p$. Information in a one-dimensional macronode-based CV cluster state is encoded in the distributed symmetric (+) and antisymmetric (−) subspace of the two local modes in a single macronode, arising from a change in the tensor-product structure due to the beam splitter transformation coupling the two modes prior to the final measurements [6]. The balanced beam splitter convention we use here,

$$\hat{B}_{jk} := e^{-i\frac{\pi}{4}(\hat{q}_j \otimes \hat{p}_k - \hat{p}_j \otimes \hat{q}_k)}, \quad (1)$$

generates the distributed quadrature operators at each macronode:

$$\hat{q}_\pm := \frac{1}{\sqrt{2}}(\hat{q}_a \pm \hat{q}_b) \quad (2)$$

$$\hat{p}_\pm := \frac{1}{\sqrt{2}}(\hat{p}_a \pm \hat{p}_b). \quad (3)$$

Specifically, $\hat{B}_{ab}^\dagger(\hat{q}_a, \hat{q}_b, \hat{p}_a, \hat{p}_b)\hat{B}_{ab} = (\hat{q}_-, \hat{q}_+, \hat{p}_-, \hat{p}_+)$, respectively. Note that the beam splitter we use is not symmetric; $\hat{B}_{jk}^\dagger = \hat{B}_{kj} \neq \hat{B}_{jk}$. In circuit diagrams (which we use extensively below), we represent the beam splitter as an arrow pointing from mode j to mode k :

$$\hat{B}_{jk} = \begin{array}{c} \text{---} j \\ \downarrow \\ \text{---} k \end{array} \quad (4)$$

A macronode wire is a chain of entangled pairs that are logically linked together at macronodes, a grouping of local modes. Non-local measurements on the macronodes, a beam splitter interaction followed by local measurements at each local modes, implements a string of sequential teleportations (from right to left), see Fig. 1. For more information, see Ref. [5, 6].

B. Measurement-based CV computation with a macronode CVCS wire

In an ideal setting, measurement-based computing with a macronode CVCS begins by preparing every local mode in either a position or a momentum eigenstate, $|0\rangle_q$ or $|0\rangle_p$. Pairs of adjacent modes are first coupled with a beam splitter to generate infinitely squeezed two-mode squeezed states of the form:

$$\hat{B}_{ab}|0\rangle_{p_a} \otimes |0\rangle_{q_b} = \begin{array}{c} \text{---} |0\rangle_{p_a} \\ \downarrow \\ \text{---} |0\rangle_{q_b} \end{array} \quad (5)$$

In physical settings, quadrature eigenstates are replaced by their finite-energy, squeezed approximations, which will be discussed in Sec. III A 1.

Homodyne measurements of a macronode's two constituent local modes (followed by outcome-dependent displacements) teleport a state encoded in the symmetric mode of that macronode to the symmetric mode of the next macronode. The macronode wire's utility for quantum information processing arises from the fact that measuring in rotated bases over two successive macronodes additionally implements any single-mode Gaussian unitary gate [6]. The essentials of this procedure are outlined below.

We define a rotated momentum quadrature,

$$\hat{p}_\theta := \hat{R}^\dagger(\theta)\hat{p}\hat{R}(\theta) = \hat{q}\sin\theta + \hat{p}\cos\theta, \quad (6)$$

where the phase-delay operator

$$\hat{R}(\theta) := e^{i\theta\hat{a}^\dagger\hat{a}} \quad (7)$$

generates an anti-clockwise rotation by θ in phase space. A measurement of \hat{p}_θ with outcome m , realized via homodyne detection, corresponds to a projection onto the quadrature eigenstate,

$$|m\rangle_{p_\theta} := \hat{R}^\dagger(\theta)|m\rangle_p, \quad (8)$$

where $\hat{p}_\theta|m\rangle_{p_\theta} = m|m\rangle_{p_\theta}$.¹

Measuring both local modes in a single macronode in rotated momentum quadratures given by measurement angles θ_a and θ_b teleports the state to the next macronode and implements the operation [1, 15, 46]

$$\hat{D}(\mu)\hat{V}(\theta_a, \theta_b), \quad (9)$$

with measurement-basis-dependent Gaussian unitary

$$\hat{V}(\theta_a, \theta_b) := \hat{R}(\theta_+ - \frac{\pi}{2})\hat{S}(\tan\theta_-)\hat{R}(\theta_+), \quad (10)$$

and displacement $\hat{D}(\mu)$ with outcome-dependent amplitude

$$\mu = -\frac{m_a e^{i\theta_b} + m_b e^{i\theta_a}}{\sin(\theta_a - \theta_b)}, \quad (11)$$

which can be corrected with active Gaussian shifts.² The parameters

$$\theta_\pm := \frac{1}{2}(\theta_a \pm \theta_b) \quad (12)$$

are symmetric and antisymmetric combinations of the measurement angles, and we define a (nonstandard) squeezing operator,

$$\hat{S}(\zeta) := \hat{R}(\text{Im}\ln\zeta)e^{-\frac{i}{2}(\text{Re}\ln\zeta)(\hat{q}\hat{p} + \hat{p}\hat{q})}. \quad (13)$$

This is just an ordinary squeezing operator with squeezing parameter $r = \ln|\zeta|$ generalized to allow negative values of ζ , which can arise in Eq. (10). For $\zeta < 0$, Eq. (13) describes squeezing followed by a π phase delay, which is equivalent to a double Fourier transform or a parity operation.³ Note that this operator produces squeezing (and conjugate antisqueezing) along the principal position and momentum axes; squeezing other quadratures is achieved by following this operator by a phase delay, Eq. (7). Note that two teleportation steps through the macronode wire (Figure 1) are sufficient to perform two different gates of the form of Eq. (9) and thus an arbitrary Gaussian unitary [6].

C. Connection to maximally entangled EPR states

In the ideal macronode CVCS construction, the Kraus state is composed of local modes, shared between macronodes, prepared in 0-momentum and 0-position

¹ The phase-delayed eigenstates are defined via a Heisenberg-picture transformation, just as in Refs. [6, 10, 16].

² Various works have slightly different definitions of these operations. A derivation of Eq. (9) and further discussion can be found in Appendix B.

³ This squeezing operator is designed such that $\hat{S}^\dagger(\zeta)\hat{q}\hat{S}(\zeta) = \zeta\hat{q}$ and $\hat{S}^\dagger(\zeta)\hat{p}\hat{S}(\zeta) = \zeta^{-1}\hat{p}$ for all $\zeta \in \mathbb{R}_{\neq 0}$.

eigenstates, Eq. (5), and then coupled on a beam splitter. Here, we show that the resulting state is a member of a complete set of maximally entangled two-mode states.

Position and momentum eigenstates each form a resolution of the identity over a single mode, thus it is straightforward to construct a tensor-product representation of the identity across two modes. Consider the following tensor-product basis,

$$\hat{I}_1 \otimes \hat{I}_2 = \iint ds dt |t\rangle_{p_1 p_1} \langle t| \otimes |s\rangle_{q_2 q_2} \langle s|. \quad (14)$$

Any unitary transformation on this expression also gives a resolution of the identity and produces a new, typically entangled, basis. Specifically, we consider the unitary $e^{-i\hat{q} \otimes \hat{p}}$, which serves as the CV analog to a CNOT gate [47], to define a complete set of shifted maximally entangled EPR states,

$$|\text{EPR}(s, t)\rangle := e^{-i\hat{q}_1 \otimes \hat{p}_2} |t\rangle_{p_1} \otimes |s\rangle_{q_2} \quad (15a)$$

$$= \frac{1}{\sqrt{2\pi}} \int dr e^{irt} |r\rangle_{q_1} \otimes |s+r\rangle_{q_2}, \quad (15b)$$

satisfying $\langle \text{EPR}(s, t) | \text{EPR}(s', t') \rangle = \delta(s-s')\delta(t-t')$. The set of shifted EPR states resolves the identity over two modes,

$$\hat{I}_1 \otimes \hat{I}_2 = \iint ds dt |\text{EPR}(s, t)\rangle \langle \text{EPR}(s, t)|, \quad (16)$$

comprising an entangled two-mode basis that complements the tensor-product basis above, Eq. (14).

The states in Eq. (15) can also be written as a momentum shift, $\hat{Z}(t) := e^{it\hat{q}}$, and a position shift, $\hat{X}(s) := e^{-is\hat{p}}$, across the two modes as

$$|\text{EPR}(s, t)\rangle = \hat{Z}_1(t) \hat{X}_2(s) |\text{EPR}\rangle, \quad (17)$$

where $|\text{EPR}\rangle := |\text{EPR}(0, 0)\rangle$, is a *canonical* EPR state, with position-position representation,

$$|\text{EPR}\rangle := \frac{1}{\sqrt{2\pi}} \int dr |r\rangle_{q_1} \otimes |r\rangle_{q_2}. \quad (18)$$

This state, being perfectly correlated in position and perfectly anti-correlated in momentum, is the continuous-variable analog of the Bell state $|\Phi^+\rangle = \frac{1}{\sqrt{2}} \sum_{j=0,1} |j\rangle \otimes |j\rangle$. The canonical EPR state can be represented as $|\text{EPR}\rangle = \hat{C}_{12}^X(1) |0\rangle_p \otimes |0\rangle_q$, where the entangling gate is a CV controlled- X gate of weight g ,

$$\hat{C}_{jk}^X(g) := e^{-ig\hat{q}_j \otimes \hat{p}_k}, \quad (19)$$

with control mode j and target mode k . This gives the circuit identity:

$$|\text{EPR}\rangle := \begin{array}{c} \bullet \\ |0\rangle_p \\ \oplus \\ |0\rangle_q \end{array} = \begin{array}{c} \text{---} \\ \boxed{\frac{1}{\sqrt{2\pi}} I} \\ \text{---} \end{array}. \quad (20)$$

The factor $\frac{1}{\sqrt{2\pi}}$ results from the normalization of the EPR state in Eq. (18).⁴ Note that we use the convention that quantum circuits proceed in time from right-to-left, such that a circuit-description of a state respects the same ordering as its partner equation.

1. Bouncing operators on an EPR state

Let \hat{O} be a single-mode operator with position-space representation

$$\hat{O} = \iint ds ds' O(s, s') |s\rangle_{qq} \langle s'|, \quad (21)$$

where $O(s, s') = \langle s | \hat{O} | s' \rangle_q$. Applying this operator to one mode of an EPR state gives

$$|\Psi_O\rangle := (\hat{O} \otimes \hat{I}) |\text{EPR}\rangle \quad (22a)$$

$$= \frac{1}{\sqrt{2\pi}} \iint ds ds' O(s, s') |s\rangle_{q_1} \otimes |s'\rangle_{q_2}. \quad (22b)$$

The state $|\Psi_O\rangle$ is called the *Choi state* for \hat{O} and is a representation of \hat{O} through the Choi-Jamiołkowski isomorphism [48]. It derives from the position-space expansion of \hat{O} simply by replacing $|s\rangle_{qq} \langle s'| \rightarrow |s\rangle_{q_1} \otimes |s'\rangle_{q_2}$ (up to normalization). Teleporting through a Choi state applies the associated operator, which we call the teleported gate [24]. This forms the basis for gate teleportation and the Kraus operator derived in Sec. III.

An important feature of maximally entangled states is that a local operator acting on one mode can be moved to the other (the operator is modified in the process), and the resulting two-mode state is identical to the original. This operation, which we call *bouncing*, is described by the circuit,

$$\begin{array}{c} \text{---} \boxed{O} \text{---} \\ \text{---} \end{array} = \begin{array}{c} \text{---} \\ \text{---} \boxed{O^T} \text{---} \end{array}, \quad (23)$$

where \hat{O} is an operator on the top mode, and \hat{O}^T (the bounced operator) is the transpose of \hat{O} taken in the basis where the maximally entangled state is perfectly correlated—the position-position basis for the EPR state in Eq. (18). Thus, the Choi state above can be represented in different, yet equivalent ways.

⁴ For qudits, the normalization of the maximally entangled states used for teleportation, $\frac{1}{\sqrt{d}}$, is typically absorbed into the “angle-bracket” notation for these states in a circuit diagram [24] and also ignored in the teleported gate. For CV systems considered here, we make the association $d \rightarrow 2\pi$ (for δ -normed states) and explicitly include this EPR normalization in teleported gates so that the resulting Kraus operators are properly normalized.

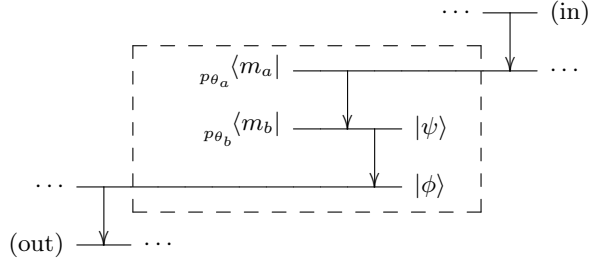


Figure 2. Circuit diagram for gate teleportation using the macronode wire in Fig. 1. In our convention, circuits proceed from right to left. Inside the dashed box is the teleportation gadget, which consists of three modes. Arbitrary ancillae on the second and third mode, $|\psi\rangle$ and $|\phi\rangle$, are combined on a beam splitter to form the *Kraus state*. The first two modes, which comprise a single macronode, are combined on an additional beam splitter and measured via homodyne detection in rotated bases. We describe these measurements as projections onto rotated momentum eigenstates, Eq. (8). This procedure teleports a state from the first mode to the third mode with a (potentially nonunitary) gate applied that depends on the measurement bases, the measurement outcomes, and the Kraus state.

which the homodyne measurements are performed. As we show here, a non-Gaussian and non-unitary operation can also be applied by preparing local modes of adjacent macronodes in the arbitrary pure, product state $|\psi\rangle \otimes |\phi\rangle$ and then mixing them on a beam splitter. The entire operation is described by the Kraus operator,

$$\hat{K}(m_a, m_b) := {}_{p_1, \theta_a} \langle m_a | \otimes {}_{p_2, \theta_b} \langle m_b | \hat{B}_{12} \hat{B}_{23} |\psi\rangle_2 \otimes |\phi\rangle_3, \quad (32)$$

where m_a and m_b are the outcomes of the homodyne measurements, and subscripts in each beam splitter, \hat{B}_{jk} , label the modes it couples. This Kraus operator is described by the circuit

$$\begin{array}{c} p_{\theta_a} \langle m_a | \text{---} \text{---} \text{---} \text{(in)} \\ \downarrow \\ p_{\theta_b} \langle m_b | \text{---} \text{---} \text{---} |\psi\rangle \\ \downarrow \\ \text{(out)} \text{---} \text{---} \text{---} |\phi\rangle \end{array} \quad (33)$$

Again, we use the convention that time proceeds right-to-left in circuit diagrams. We refer to the joint state of the last two modes, $\hat{B}_{23} |\psi\rangle_2 \otimes |\phi\rangle_3$, as the *Kraus state*, which is the Choi state for a (typically non-unitary) teleported gate whose form we determine below.

After an input state on the top wire $\hat{\rho}_{\text{in}}$ traverses the teleportation gadget as part of a macronode wire, it is teleported to the third mode and transformed according to the conditional map,

$$\hat{\rho}_{\text{out}} = \frac{\hat{K}(m_a, m_b) \hat{\rho}_{\text{in}} \hat{K}^\dagger(m_a, m_b)}{\text{Pr}(m_a, m_b)}, \quad (34)$$

where the joint probability (density) of obtaining the outcomes $\{m_a, m_b\}$ is

$$\text{Pr}(m_a, m_b) = \text{Tr}[\hat{K}^\dagger(m_a, m_b) \hat{K}(m_a, m_b) \hat{\rho}_{\text{in}}]. \quad (35)$$

As the modes in the macronode wire are successively measured, a sequence of such Kraus operators is applied to the input state, each with a set of measurement outcomes and an applied operation depending on which quadratures are measured and the ancillae at the beam splitter, which comprise the Kraus state. It suffices to consider the single Kraus operator in Eq. (32), as it contains all the necessary ingredients.

The homodyne measurements on the first two modes realize an entangled Bell-type measurement with the extension that, by measuring rotated quadratures, the basis-dependent Gaussian operation $\hat{V}(\theta_a, \theta_b)$ in Eq. (10) is applied. This is described by the following circuit identity

$$\begin{array}{c} p_{\theta_a} \langle m_a | \text{---} \text{---} \text{---} \\ \downarrow \\ p_{\theta_b} \langle m_b | \text{---} \text{---} \text{---} \end{array} = \left\langle \begin{array}{c} D(\mu) \\ \frac{1}{\sqrt{\pi}} V(\theta_a, \theta_b) \end{array} \right\rangle \quad (36)$$

where the effect of the outcomes is a displacement by μ , given in Eq. (11).

We now focus on the Kraus state on the second and third modes $\hat{B}_{23} |\psi\rangle_2 \otimes |\phi\rangle_3$. First, we write the state $|\psi\rangle \otimes |\phi\rangle$ in the tensor-product basis, Eq. (14), using the respective momentum and position wavefunctions,

$$\tilde{\psi}(t) := {}_p \langle t | \psi \rangle \quad \text{and} \quad \phi(s) := {}_q \langle s | \phi \rangle. \quad (37)$$

Then, we apply the beam splitter using Eq. (30) to arrive at an expression for the Kraus state in terms of an operation on an $|\text{EPR}\rangle$ state,

$$\hat{B}_{23} |\psi\rangle_2 \otimes |\phi\rangle_3 = \hat{B}_{23} \iint dt ds \tilde{\psi}(t) \phi(s) |t\rangle_{p_2} \otimes |s\rangle_{q_3} \quad (38)$$

$$= \sqrt{2} \hat{A}_3(\psi, \phi) |\text{EPR}\rangle. \quad (39)$$

The single-mode operator $\hat{A}(\psi, \phi)$, referred to as the *teleported gate*, arises in its Cahill-Glauber form [49, 50], with displacements weighted by the respective momentum and position wavefunctions of the input states,

$$\hat{A}(\psi, \phi) := \iint d^2 \alpha \tilde{\psi}(\alpha_I) \phi(\alpha_R) \hat{D}(\alpha), \quad (40)$$

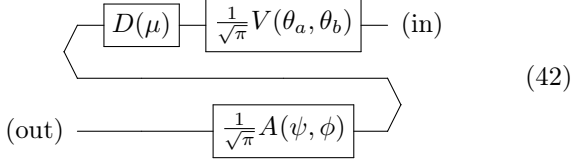
for complex number $\alpha = \alpha_R + i\alpha_I$. The Kraus state can be reexpressed with the circuit identity,

$$\begin{array}{c} \text{---} |\psi\rangle \\ \downarrow \\ \text{---} |\phi\rangle \end{array} = \text{---} \left[\frac{1}{\sqrt{\pi}} \hat{A}(\psi, \phi) \right] \text{---} \quad (41)$$

where the $\frac{1}{\sqrt{\pi}}$ arises due to the circuit identity for the $|\text{EPR}\rangle$ state, Eq. (5). In this form, it is clear that the operator $\hat{A}(\psi, \phi)$ is indeed a teleported gate in the context of the standard teleportation gadget [24].

Combining the circuits for the measurements, (36), and the Kraus state, (41), we express the teleportation gadget

in Eq. (33) as



Pulling the circuit taut,

$$(\text{out}) - \left[\frac{1}{\sqrt{\pi}} A(\psi, \phi) \right] - \left[D(\mu) \right] - \left[\frac{1}{\sqrt{\pi}} V(\theta_a, \theta_b) \right] - (\text{in}) \quad (43)$$

allows us to read off the Kraus operator directly by virtue of the right-to-left circuit convention,

$$\hat{K}(m_a, m_b) = \frac{1}{\pi} \hat{A}(\psi, \phi) \hat{D}(\mu) \hat{V}(\theta_a, \theta_b). \quad (44)$$

While the first two operations, $\hat{D}(\mu)$ and $\hat{V}(\theta_a, \theta_b)$ [Eq. (10)], are Gaussian, the teleported gate $\hat{A}(\psi, \phi)$ [Eq. (40)] can realize non-Gaussian operations when the ancilla states, $|\psi\rangle$ and $|\phi\rangle$, are themselves non-Gaussian. In addition, the operation realized by the teleported gate can be non-unitary. We apply this powerful tool below to realize teleportation-based error correction of a bosonically encoded qubit.

Finally, we note that standard teleportation is achieved when the Kraus state is the canonical EPR state, and the measurement angles are chosen to be $\theta_a = \frac{\pi}{2}$ and $\theta_b = 0$ so that $\hat{V}(\theta_a, \theta_b) = \hat{I}$.

1. Damped-ancillae Kraus operator

The Kraus operator, Eq. (44), implements operations determined by the wavefunctions of the input ancillae that comprise the Kraus state. In macronode CVCS quantum computing, each ancilla is prepared in a squeezed vacuum state [10] that approximates a quadrature eigenstate to a degree that depends on the level of squeezing. In a standard description, these states are described by unitarily squeezing the vacuum state, via $\hat{S}(\zeta)$ in Eq. (13). This gives the squeezed vacuum state, which we write in the notation of Ref. [10],

$$|0; \zeta\rangle_q := \frac{1}{(\pi\zeta^2)^{1/4}} \int ds e^{\frac{-s^2}{2\zeta^2}} |s\rangle_q = \hat{S}(\zeta) |0\rangle, \quad (45)$$

where $|0\rangle$ (with no subscript) is the vacuum state, and $\hat{S}(\zeta)$ is the squeezing operator in Eq. (13), with squeezing factor ζ . The measured variance of this state is $\langle \hat{q}^2 \rangle = \zeta^2/2$. $\zeta = 1$ reproduces the vacuum state, and the limit $\zeta \rightarrow 0^+$ gives a normalized version of $|0\rangle_q$. We also define

$$|0; \zeta\rangle_p := \frac{1}{(\pi\zeta^2)^{1/4}} \int ds e^{\frac{-s^2}{2\zeta^2}} |s\rangle_p = \hat{S}(\zeta^{-1}) |0\rangle, \quad (46)$$

which analogously has $\langle \hat{p}^2 \rangle = \zeta^2/2$. Note that this implies that

$$|0; \zeta\rangle_p = |0; \zeta^{-1}\rangle_q. \quad (47)$$

It will be helpful to list a few important relations for use in what follows. First, let

$$\zeta = e^{-r}. \quad (48)$$

Then, in the Fock basis $\{|n\rangle\}_{n=0}^\infty$,

$$|0; \zeta\rangle_q = \sqrt{\text{sech } r} \sum_{n=0}^\infty (-\tanh r)^n \frac{\sqrt{(2n)!}}{2^n n!} |2n\rangle \quad (49a)$$

$$= \sqrt{\frac{2\zeta}{1+\zeta^2}} \sum_{n=0}^\infty (-1)^n \left(\frac{1-\zeta^2}{1+\zeta^2} \right)^n \frac{\sqrt{(2n)!}}{2^n n!} |2n\rangle. \quad (49b)$$

Also, $|0; \zeta\rangle_p$ is the same but without the $(-1)^n$. Finally, by recognizing that $\langle n|0\rangle_q = \psi_n^*(0)$, where ψ_n is the n th Fock-state wave function, we can write the delta-normalised \hat{q} -quadrature eigenstate in the Fock basis:

$$|0\rangle_q = \pi^{-1/4} \sum_{n=0}^\infty (-1)^n \frac{\sqrt{(2n)!}}{2^n n!} |2n\rangle, \quad (50)$$

and similarly for $|0\rangle_p$ but again without the $(-1)^n$. These separate expressions are required because the prefactor vanishes in the normalised case, Eqs. (49), when $\zeta \rightarrow 0^+$ ($r \rightarrow \infty$).

We now introduce an equivalent, non-unitary formulation of squeezed vacuum states that ultimately yields a convenient form for the associated macronode Kraus operator. Moreover, this method gives a straightforward way to include finite-squeezing noise in any state. Particularly useful cases are unphysical ideal states, such as the GKP states introduced in Sec. (IV A), and, more generally, any state constructed from a countable superposition of quadrature eigenstates.

The squeezed vacuum state in Eq. (46) can equivalently be described in terms of the non-unitary *damping operator* defined by⁶

$$\hat{N}(\beta) := e^{-\beta \hat{n}} \quad (51)$$

acting on an infinitely squeezed quadrature eigenstate. To derive the precise relation, compare Eq. (49) with Eq. (50). The only difference, aside from the normalisation, is a factor of $(\tanh r)^n$ in the sum. This factor can be restored by writing $(\tanh r)^{\hat{n}/2} |0\rangle_q$. Referring to Eq. (51), we see that setting $\tanh r = e^{-2\beta}$ would produce the full relation

$$|0; \zeta\rangle_q = \frac{1}{\sqrt{\mathcal{N}_\zeta}} \hat{N}(\beta) |0\rangle_q, \quad (52)$$

⁶ The damping operator can also be considered a phase delay, Eq. (7), with imaginary delay angle $\theta = i\beta$.

with

$$\beta = \frac{1}{2} \ln \coth r = \frac{1}{2} \ln \left(\frac{1 + \zeta^2}{1 - \zeta^2} \right). \quad (53)$$

(Recall that $\zeta = e^{-r}$, as above.) The state is normalized by setting

$$\mathcal{N}_\zeta = \frac{1}{\sqrt{\pi(1 - e^{-4\beta})}} = \frac{\cosh r}{\sqrt{\pi}} = \frac{1 + \zeta^2}{2\zeta\sqrt{\pi}}, \quad (54)$$

which is required since $\hat{N}(\beta)$ is not unitary. Analogously, $|0; \zeta\rangle_p = \frac{1}{\sqrt{\mathcal{N}_\zeta}} \hat{N}(\beta) |0\rangle_p$, with the exact same relations between ζ , r , and β as shown above.

The damping operator has been used in macronode CVCS constructions previously, because it allows one to separate finite-squeezing effects from the ideal quadrature eigenstates [7, 20, 51]. The damping operator can then be manipulated separately from the state on which it acts. This fact plays a critical role when the ancillae that comprise the Kraus state in the teleportation circuit in Eq. (33) are described as damping operators acting on a state,

$$|\psi\rangle \rightarrow \frac{1}{\sqrt{\mathcal{N}_\psi}} \hat{N}(\beta) |\psi\rangle \quad (55)$$

with normalization explicitly given by,

$$\mathcal{N}_\psi := \langle \psi | \hat{N}(2\beta) | \psi \rangle. \quad (56)$$

For identical damping on both ancillae, the joint damping operator $\hat{N}(\beta) \otimes \hat{N}(\beta) = e^{-\beta(\hat{n}_1 + \hat{n}_2)}$ is a function of total photon number, $\hat{n}_1 + \hat{n}_2$, which is conserved by a beam splitter. The joint damping operator commutes trivially through the beam splitter in Eq. (57), and single-mode damping operators can then be bounced trivially to the final mode, since $\hat{n}^T = \hat{n}$ follows from Eq. (24). The resulting circuit identity is

$$(57)$$

Using this result in the macronode gadget, Eq. (33), gives the final Kraus operator

$$\hat{K}(m_a, m_b) = \frac{1}{\pi \sqrt{\mathcal{N}_\phi \mathcal{N}_\psi}} \hat{N}(\beta) \hat{A}(\psi, \phi) \hat{N}(\beta) \hat{D}(\mu) \hat{V}(\theta_a, \theta_b), \quad (58)$$

with outcome-dependent displacement amplitude μ , Eq. (11). We emphasize here that this Kraus operator is a specific case of the general one derived above, Eq. (44), useful for situations when the ancillae states (that comprise the Kraus state) can be expressed as in Eq. (55).

IV. APPLICATION: GKP ERROR CORRECTION IN THE MACRONODE WIRE

In its standard implementation, macronode-based quantum computing is used to perform Gaussian operations on an input state as it is teleported down the macronode wire [6]. Momentum and position quadrature eigenstates at the ancillae realize the intended Gaussian operation: $\hat{D}(\mu) \hat{V}(\theta_a, \theta_b)$. Such states contain infinite energy and are not normalizable; in physical settings, finitely squeezed approximations to them are used. Pure squeezed states at the ancillae, described by Eq. (52), yield the Kraus operator

$$\hat{K}(m_a, m_b) = \frac{1}{\pi \mathcal{N}_\zeta} \hat{N}(2\beta) \hat{D}(\mu) \hat{V}(\theta_a, \theta_b). \quad (59)$$

Finite-squeezing noise, originating in the ancillae and generated by $\hat{N}(2\beta)$, accompanies the Gaussian operation at each macronode. From a wavefunction perspective, this noise describes an equal blurring in position and momentum [6, 7]. Given a sufficient number of teleportation steps, this noise overwhelms the process entirely, and any trace of the input state is wiped out. Further, a strict no-go theorem establishes that no procedure based on Gaussian operations can be used to correct this noise [52].

The finite-squeezing noise that builds up through macronode teleportation (as well as other types of noise) can be dealt with using *bosonic codes* [53–58], which encode digital quantum information in the continuous Hilbert space of a mode. We focus on the Gottesman-Kitaev-Preskill (GKP) encoding of qubit into a mode [31], whose states and structure are given below. Important is the direct compatibility of the GKP code with the macronode wire (as well as with more sophisticated macronode protocols [20]), due to the fact that encoded Clifford gates and Pauli measurements are respectively realized by Gaussian unitaries and homodyne detection. Further, Gaussian operations suffice for universality and fault tolerance [32, 33]. We show here that using GKP states as ancillae at various locations in a macronode wire performs GKP error correction, which projects built-up CV errors into potential logical errors.

A. The GKP encoding

For use in defining the GKP encoding, we first define a Dirac comb with spacing between spikes (period) of T as

$$\text{III}_T(s) := \sqrt{T} \sum_{n=-\infty}^{\infty} \delta(s - nT). \quad (60)$$

The normalization of a Dirac comb is convenient because its Fourier transform takes the form,

$$\mathcal{F}[\text{III}_T](t) = \sqrt{\frac{2\pi}{T}} \sum_{n=-\infty}^{\infty} \delta(t - n\frac{2\pi}{T}) = \text{III}_{2\pi/T}(t), \quad (61)$$

with the Fourier transform defined as

$$\mathcal{F}[f](t) := \frac{1}{\sqrt{2\pi}} \int_{-\infty}^{\infty} ds e^{-ist} f(s). \quad (62)$$

Scaling the argument of a Dirac comb by a real number a gives a relation between Dirac combs of different period,

$$\text{III}_T(as) = \frac{1}{\sqrt{a}} \text{III}_{T/a}(s), \quad (63)$$

which follows using $\delta(as) = \frac{1}{|a|}\delta(s)$.

The ideal square-lattice GKP encoding for a qubit consists of two computational-basis states given by

$$|j_{\text{GKP}}\rangle := \int ds \text{III}_{2\sqrt{\pi}}(s - j\sqrt{\pi}) |s\rangle_q \quad (64)$$

$$= (2\sqrt{\pi})^{1/2} \sum_{n=-\infty}^{\infty} |(2n+j)\sqrt{\pi}\rangle_q, \quad (65)$$

with $j \in \{0, 1\}$. These states span a two-dimensional subspace, allowing a GKP qubit to be encoded as $|\psi_{\text{GKP}}\rangle = c_0 |0_{\text{GKP}}\rangle + c_1 |1_{\text{GKP}}\rangle$. The position-space wavefunctions for the states $|j_L\rangle$ are

$$\psi_{j,\text{GKP}}(s) = \text{III}_{2\sqrt{\pi}}(s - j\sqrt{\pi}), \quad (66)$$

using the definition above for III_T (see Fig. 3). This allows us to write the momentum-space wave functions for the computational basis states in Eq. (64) as

$$\tilde{\psi}_{j,\text{GKP}}(t) = \mathcal{F}[\psi_{j,\text{GKP}}](t) = e^{ij\sqrt{\pi}t} \text{III}_{\sqrt{\pi}}(t), \quad (67)$$

which are Dirac combs with half the period of those in Eq. (66) and whose teeth have alternating phase for $|1_L\rangle$. Therefore, we have the momentum expansion

$$|j_{\text{GKP}}\rangle = \int dt e^{ij\sqrt{\pi}t} \text{III}_{\sqrt{\pi}}(t) |t\rangle_p \quad (68)$$

$$= (\sqrt{\pi})^{1/2} \sum_{n=-\infty}^{\infty} e^{ij\pi n} |n\sqrt{\pi}\rangle_p \quad (69)$$

From these expressions, position and momentum wavefunctions for the dual-basis logical states, $|\pm_{\text{GKP}}\rangle := \frac{1}{\sqrt{2}}(|0_{\text{GKP}}\rangle \pm |1_{\text{GKP}}\rangle)$, can be constructed. Using the wavefunctions above, $\langle j_{\text{GKP}} | k_{\text{GKP}} \rangle \propto \delta_{j,k}$, where the constant of proportionality is infinite. This is an artefact of using states with infinite norm. Physical approximations to these states will not have such pathologies.

The two-dimensional projector onto the GKP subspace is an important operator defined as

$$\hat{\Pi}_{\text{GKP}} := |0_{\text{GKP}}\rangle\langle 0_{\text{GKP}}| + |1_{\text{GKP}}\rangle\langle 1_{\text{GKP}}|, \quad (70)$$

and can likewise be constructed from the dual-basis codewords $|\pm_{\text{GKP}}\rangle$. Since the GKP eigenstates are a set of measure zero in the infinite-dimensional CV space, Eq. (70) is more appropriately a projector *density* satisfying $(\hat{\Pi}_{\text{GKP}})^2 \propto \hat{\Pi}_{\text{GKP}}$ with an infinite constant of

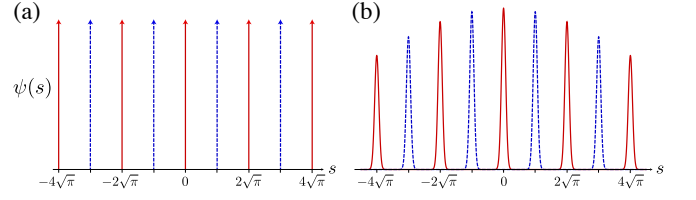


Figure 3. Position wave functions for logical-0 (solid red) and logical-1 (dashed blue) GKP states. (a) Ideal GKP states. (b) Approximate GKP states with squeezing $s_{\text{GKP}} = 18.6$ dB.

proportionality. Nevertheless, in keeping with common usage, we still refer to $\hat{\Pi}_{\text{GKP}}$ as a projector henceforth.⁷

A key feature of the square-lattice GKP code is that the Fourier transform operator $\hat{F} = \hat{R}(\frac{\pi}{2})$ (a phase delay, Eq. (7), by $\frac{\pi}{2}$) executes a logical Hadamard gate within the codespace. This is a result of the choice of spike period $T = 2\sqrt{\pi}$ for the position wavefunctions of the computational-basis states, Eq. (66). By choosing a different period, $T = \sqrt{2\pi}$, we define another useful state,

$$|\emptyset\rangle := \int ds \text{III}_{\sqrt{2\pi}}(s) |s\rangle_q = \int dt \text{III}_{\sqrt{2\pi}}(t) |t\rangle_p. \quad (71)$$

The identical periodic structure in both position and momentum means that $|\emptyset\rangle$ is invariant under a Fourier transform, $\hat{F}|\emptyset\rangle = |\emptyset\rangle$. This state was proposed in Duivenvoorden *et al.* [59] as a sensor to simultaneously detect small shifts in position and momentum. We focus on its quantum information properties and refer to $|\emptyset\rangle$ as a *qunaught state* (in analogy to and with similar pronunciation as a "qubit") due to the fact that it defines a one-dimensional subspace and carries no quantum information.⁸ Nevertheless, qunaught states serve as the resource for error correcting the square-lattice GKP code in the teleportation gadget, Eq. (33), as we show below.

1. GKP Bell pairs

The GKP-encoded version of the qubit Bell state is

$$|\Phi_{\text{GKP}}^+\rangle := \frac{1}{\sqrt{2}}(|0_{\text{GKP}}\rangle \otimes |0_{\text{GKP}}\rangle + |1_{\text{GKP}}\rangle \otimes |1_{\text{GKP}}\rangle). \quad (72)$$

This state can be constructed on a beam splitter using two qunaught states, Eq. (71). First, we recognize that

⁷ In fact, similar behavior is seen for projectors onto position eigenstates: $(|s\rangle_{qq}\langle s|)^2 = \delta(0)|s\rangle_{qq}\langle s|$. These, too, are technically projector densities.

⁸ One can, of course, define a rectangular GKP code for any spike spacing T in the computational-basis codewords. In this case, executing a Hadamard gate typically requires both a Fourier transform and squeezing. Our focus here is the square-lattice code only.

a pure state can be expressed as

$$|\psi\rangle = \int ds \psi(s) |s\rangle_q = \psi(\hat{q}) \int ds |s\rangle_q = \sqrt{2\pi} \psi(\hat{q}) |0\rangle_p, \quad (73)$$

where $\psi(s)$ is the position wavefunction and $\int ds |s\rangle_q = \sqrt{2\pi} |0\rangle_p$. Using this relation and the beam splitter transformation on the position operators, $\hat{q}_\pm = \frac{1}{\sqrt{2}}(\hat{q}_1 \pm \hat{q}_2)$ in Eq. (2), allows us to express the state as

$$\begin{aligned} \hat{B}_{12} |\emptyset\rangle \otimes |\emptyset\rangle &= 2\pi \text{III}_{\sqrt{2\pi}}(\hat{q}_+) \text{III}_{\sqrt{2\pi}}(\hat{q}_-) |0\rangle_p \otimes |0\rangle_p \\ &= \frac{2\pi}{\sqrt{2}} \sum_{j=0}^1 \text{III}_{2\sqrt{\pi}}(\hat{q}_1 + j\sqrt{\pi}) \text{III}_{2\sqrt{\pi}}(\hat{q}_2 + j\sqrt{\pi}) |0\rangle_p \otimes |0\rangle_p \\ &= |\Phi_{\text{GKP}}^+\rangle. \end{aligned} \quad (74)$$

The generation of this state is shown graphically in Fig. 4. The beam splitter rotates the two-mode state in the (q_1, q_2) -plane by $\pi/4$, and the result is described by a sum of two separate lattices, each with Dirac-comb-period $2\sqrt{\pi}$. The direct connection to a GKP Bell pair is found using Eq. (74).

2. Approximate GKP states

Ideal GKP states, including the computational basis states in Eq. (64), are unphysical, unnormalizable states. Physical approximations to these states replace each spike in the position wavefunction [Eq. (66)] with a sharp Gaussian, and then damp spikes far from the origin with a broad Gaussian envelope.⁹ This can be modeled mathematically by applying the damping operator, Eq. (51), to the ideal states, which has the added benefit of treating the momentum wavefunction in an egalitarian way. The resulting approximate GKP states are

$$|\bar{j}_{\text{GKP}}\rangle = \frac{1}{\sqrt{\mathcal{N}_{j,\text{GKP}}}} \hat{N}(\beta) |j_{\text{GKP}}\rangle. \quad (75)$$

The damping spoils the strict orthogonality of the codewords, $\langle \bar{0}_{\text{GKP}} | \bar{1}_{\text{GKP}} \rangle \neq 0$, which is a generic feature of various other physical bosonic codes, such as cat codes [62]. Applying the damping operator to the GKP codespace projector, Eq. (70), gives the (unnormalized) quasi-projector onto the subspace spanned by the approximate codewords,

$$\begin{aligned} \hat{\Pi}_{\text{GKP}} &:= \hat{N}(\beta) (|0_{\text{GKP}}\rangle \langle 0_{\text{GKP}}| + |1_{\text{GKP}}\rangle \langle 1_{\text{GKP}}|) \hat{N}(\beta) \\ &= \mathcal{N}_{0,\text{GKP}} |\bar{0}_{\text{GKP}}\rangle \langle \bar{0}_{\text{GKP}}| + \mathcal{N}_{1,\text{GKP}} |\bar{1}_{\text{GKP}}\rangle \langle \bar{1}_{\text{GKP}}|. \end{aligned} \quad (76)$$

⁹ There are many other ways to approximate ideal GKP states, see Ref. [60, 61] for more details.

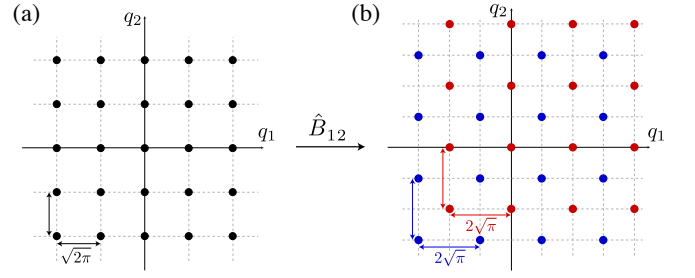


Figure 4. Generation of a GKP Bell pair by mixing two qunaught states, Eq. (71), on a beam splitter. Shown in both figures is the two-mode position-position wavefunction, where each dot is a two-dimensional δ -function. (a) Product state of two qunaughts, $|\emptyset\rangle \otimes |\emptyset\rangle$. (b) Encoded GKP Bell state, Eq. (74), generated after the qunaughts are entangled by the beam splitter, which simply rotates the position-space wavefunction shown in (a) by $\pi/4$ in the (q_1, q_2) -plane. This GKP Bell state is a sum of two product states, $|0_{\text{GKP}}\rangle \otimes |0_{\text{GKP}}\rangle$ and $|1_{\text{GKP}}\rangle \otimes |1_{\text{GKP}}\rangle$, indicated in red (solid) and blue (hollow), respectively.

In the limit of $\beta \rightarrow 0$, this becomes the ideal GKP subspace projector.¹⁰

For small damping $\beta \ll 1$, the normalized position-space wavefunction for these states is [60, 61]

$$\bar{\psi}_{j,\text{GKP}}(s) \approx \frac{\sqrt{2}}{\pi^{1/4}} e^{-\frac{\kappa^2 s^2}{2}} \sum_{n=-\infty}^{\infty} e^{-\frac{(s - (2n+j)\sqrt{\pi})^2}{2\Delta^2}}, \quad (77)$$

where the parameters that define the quality of a GKP state, the spike variance Δ^2 and the envelope variance κ^{-2} [31], are related to the damping factor by

$$\Delta^2 = \kappa^2 = \beta. \quad (78)$$

Figure 3 shows $|\bar{0}_{\text{GKP}}\rangle$ (solid) and $|\bar{1}_{\text{GKP}}\rangle$ (dashed) for $\beta = 13.8 \times 10^{-3}$ corresponding to GKP squeezing of $s_{\text{GKP}} = 18.6$ dB by the relation: $s_{\text{GKP}} = -10 \log_{10}(\Delta^2)$.¹¹

B. Teleportation-based GKP error correction

The goal of GKP error correction is to eliminate CV-level noise that has corrupted an encoded state through a procedure that projects the noisy state back into the GKP codespace. Sources of noise include displacements [31], thermal noise including pure loss [63], dephasing [64], and inherent finite-squeezing noise that is particularly relevant in CVCS settings [7]. In Steane-style GKP

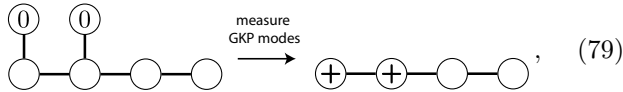
¹⁰ For $\beta \neq 0$, the operator $\hat{\Pi}_{\text{GKP}}$ is not a projector because $(\hat{\Pi}_{\text{GKP}})^2 \neq \hat{\Pi}_{\text{GKP}}$. This is due to the non-orthogonality of the approximate GKP codewords and is a separate issue from the infinite constant noted in the discussion below Eq. (70).

¹¹ Note that $s_{\text{GKP}} < 0$ is squeezed and $s_{\text{GKP}} > 0$ is anti-squeezed (with respect to vacuum).

error correction, the noisy encoded state is coupled to a GKP ancilla, which is measured in the q basis (using homodyne detection). The process is repeated with another GKP ancilla for the p basis. The two measurement outcomes (referred to together as the syndrome) are fed into a decoder that provides a recovery map consisting of shifts in position and momentum that, when actively performed, restore the GKP subspace and attempt to correct logical errors on the encoded qubit [31, 65].

In CVCS settings, Gaussian finite-squeezing noise accumulates as an encoded state teleports from node to node [6]. It was shown that fault tolerance in canonical CVCS quantum computing is possible by periodically performing Steane-style GKP error correction [7]. However, canonical CVCSs and associated GKP error correction require two-mode entangling operations of the form $e^{ig\hat{q}\otimes\hat{q}}$, which are hard to realize because they require active squeezing. Experimentally accessible CVCSs are those used in macronode-CVCS QC, where the coupling requires only passive components—beam splitters and phase delays.

We show here that an alternate method, known as Knill-style CV error correction, proceeds by teleporting the input state through two encoded ancillae—typically an encoded Bell pair [32]—performing the recovery map automatically. The syndrome is used purely to determine the likelihood and type of logical-level error [58]. In fact, pre-measuring the $|0_{\text{GKP}}\rangle$ ancillae used for Steane-style error correction in the canonical CVCS construction of Ref. [7] (and performing shifts) accordingly embeds them directly inline as a 2-qubit GKP cluster state. Teleporting through this inline resource state may then be interpreted as Knill-style error correction. This enables two different interpretations of the same physical setup from Ref. [7],



either Steane-style (left) or Knill-style (right) error correction. Here, empty circles are modes in squeezed momentum states, non-empty circles are modes in GKP states, and lines between modes are $e^{ig\hat{q}\otimes\hat{q}}$ gates.

Importantly, we show here that Knill-style teleportation-based error correction is directly compatible with macronode-based protocols, which use experimentally accessible CVCSs. Further, we show that the GKP states for error correction need not be placed adjacent to one another in the cluster state, a flexibility that is crucial for experimental settings with probabilistically generated GKP states.

1. GKP error correction on the macronode wire

To demonstrate how the Kraus operator in Eq. (58) can be used for GKP error correction on the macronode wire, we first consider the ideal case, $\beta = 0$, with

qunaught states for both $|\psi\rangle$ and $|\phi\rangle$. Using the qunaught wavefunctions in the expression for the teleported gate, Eq. (40), gives

$$\hat{A}(\emptyset, \emptyset) = \iint d^2\alpha \text{III}_{\sqrt{2\pi}}(\alpha_R) \text{III}_{\sqrt{2\pi}}(\alpha_I) \hat{D}(\alpha). \quad (80)$$

This expression can be brought into a convenient form by decomposing the displacement operator into position and momentum shifts with Eq. (27), recognizing that the resulting phase is trivial for qunaught wavefunctions, and then rewriting the two resulting integrals using the Fourier relations,

$$\psi(\hat{q}) = \frac{1}{\sqrt{2\pi}} \int ds \mathcal{F}[\psi](s) \hat{Z}(s) \quad (81a)$$

$$\mathcal{F}[\psi](\hat{p}) = \frac{1}{\sqrt{2\pi}} \int ds \psi(s) \hat{X}(s). \quad (81b)$$

After these manipulations, the operator in Eq. (80) is revealed to be the square-lattice GKP projector,

$$\hat{A}(\emptyset, \emptyset) = \pi\sqrt{2} \text{III}_{\sqrt{\pi}}(\hat{p}) \text{III}_{\sqrt{\pi}}(\hat{q}) \quad (82a)$$

$$= \pi\sqrt{2} \text{III}_{\sqrt{\pi}}(\hat{q}) \text{III}_{\sqrt{\pi}}(\hat{p}) \quad (82b)$$

$$= \sqrt{\frac{\pi}{2}} \hat{\Pi}_{\text{GKP}}. \quad (82c)$$

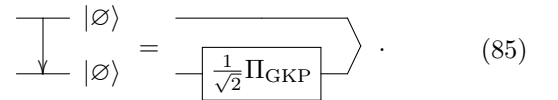
The final line is shown by expanding either of the previous lines using $\text{III}_T(\hat{q}) = \sqrt{T} \sum_n \delta(\hat{q} - nT)$, where

$$\delta(\hat{q} - nT) = |nT\rangle_{qq} \langle nT|, \quad (83)$$

and an analogous expansion for $\text{III}_T(\hat{p})$. Then, with $T = \sqrt{\pi}$, we see that

$$\text{III}_{\sqrt{\pi}}(\hat{q}) \text{III}_{\sqrt{\pi}}(\hat{p}) = \frac{1}{2\sqrt{\pi}} \hat{\Pi}_{\text{GKP}}, \quad (84)$$

that is, these operators combine to form the GKP projector [32] (up to an overall factor). The circuit diagram for Eq. (82) is



Inserting Eq. (82) into the general form for the Kraus operator, Eq. (44), with $\beta = 0$ gives the Kraus operator for macronode-based GKP error correction,¹²

$$\hat{K}_{\text{GKP}}(m_a, m_b) = \frac{1}{\sqrt{2\pi}} \hat{\Pi}_{\text{GKP}} \hat{D}(\mu) \hat{V}(\theta_a, \theta_b). \quad (86)$$

This expression shows that after the measurement-basis-dependent Gaussian unitary $\hat{V}(\theta_a, \theta_b)$ [Eq. (10)] and outcome-dependent displacement $\hat{D}(\mu)$, the state is projected into the GKP subspace. The whole gadget can be interpreted as teleporting through a square-lattice GKP Bell pair [32], Eq. (72), with additional damping when the ancillae are imperfect, as we show below.

¹² The factor preceding the GKP projector is a consequence of our chosen normalization for ideal GKP states, Eqs. (65) and (69).

2. Approximate qunaught ancillae in the Kraus state

In physical settings, the qunaught ancillae contain finite-squeezing noise, which we model as damped ideal qunaught states,

$$|\bar{\emptyset}\rangle := \frac{1}{\sqrt{\mathcal{N}_{\bar{\emptyset}}}} \hat{N}(\beta) |\emptyset\rangle, \quad (87)$$

with normalization factor,

$$\mathcal{N}_{\bar{\emptyset}} := \langle \emptyset | \hat{N}(2\beta) | \emptyset \rangle, \quad (88)$$

using the damping operator $\hat{N}(\beta)$ in Eq. (51). We then use the circuit identities above to write the beam splitter entangled state as joint damping on a GKP Bell pair,

$$\begin{array}{c} \text{---} |\bar{\emptyset}\rangle \\ \text{---} |\bar{\emptyset}\rangle \end{array} = \begin{array}{c} \text{---} \boxed{\mathcal{N}_{\bar{\emptyset}}^{-1/2} \hat{N}(\beta)} \text{---} |\emptyset\rangle \\ \text{---} \boxed{\mathcal{N}_{\bar{\emptyset}}^{-1/2} \hat{N}(\beta)} \text{---} |\emptyset\rangle \end{array} \quad (89)$$

The macronode Kraus operator for this situation is obtained by making the replacement ,

$$\hat{\Pi}_{\text{GKP}} \rightarrow \frac{1}{\mathcal{N}_{\bar{\emptyset}}} \hat{N}(\beta) \hat{\Pi}_{\text{GKP}} \hat{N}(\beta) = \frac{1}{\mathcal{N}_{\bar{\emptyset}}} \hat{\Pi}_{\text{GKP}}, \quad (90)$$

in the ideal Kraus operator $\hat{K}_{\text{GKP}}(m_a, m_b)$, Eq. (86), and $\hat{\Pi}_{\text{GKP}}$ is given in Eq. (76).

The GKP error-correction Kraus operator transforms an arbitrary input pure state $|\Psi\rangle$ traversing the teleportation gadget via the Kraus map in Eq. (34). For damped qunaught ancillae—that is, using the Kraus operator when Eq. (90) is used with Eq. (86)—results in the GKP-encoded state,

$$|\Psi_{\text{GKP}}\rangle = c_0 |\bar{0}_{\text{GKP}}\rangle + c_1 |\bar{1}_{\text{GKP}}\rangle \quad (91)$$

whose qubit coefficients are given by

$$c_j = \frac{1}{\sqrt{\text{Pr}(m_a, m_b)}} \frac{\mathcal{N}_{j, \text{GKP}}}{\sqrt{2\pi} \mathcal{N}_{\bar{\emptyset}}} \langle \bar{j}_{\text{GKP}} | \hat{V}(\theta_a, \theta_b) \hat{D}(\mu) | \Psi \rangle, \quad (92)$$

and the joint probability of obtaining the outcomes, $\text{Pr}(m_a, m_b)$, is given by Eq. (35). The input state is actively projected into the GKP subspace, and the syndrome information (the two homodyne measurement outcomes) is used by a GKP decoder to determine the likelihood of a logical error. Effectively, this is a projection of excess CV noise into GKP-logical noise. The benefit of a teleportation-based approach to error correction is that the output state is already in the GKP subspace, meaning that corrections are purely logical operations (i.e., shifts by integer multiples of $\sqrt{\pi}$). This differs from Steane-style error correction, in which the corrections involve small displacements to realign the resulting state with the GKP grid [31, 65]. For the case of no damping, $\beta \rightarrow 0$, the ratio of normalization factors in Eq. (92) disappears, and the projection is onto the ideal, orthogonal GKP states $|j_{\text{GKP}}\rangle$.

3. Partial GKP error correction

From Eqs. (82), we see that using qunaught states for both ancillae yields a separable operation: a projection in $\sqrt{\pi}$ -periodic position followed by a projection in $\sqrt{\pi}$ -periodic momentum that together form the GKP codespace projector. Interpreted logically, each of these projections corresponds to measurement and recovery of one of the two GKP stabilizers. Here, we show that each of these projections can take place separately, such that half of GKP error correction can occur at one macronode and the other half at another macronode—i.e. the periodic q projection and then, later, the periodic p projection. This is particularly useful for practical implementations of GKP error correction using probabilistic sources of GKP states.

We consider two new cases, indicated graphically in Fig. 5: (A) only mode a is prepared in a qunaught state, and (B) only mode b is prepared in a qunaught state. The non-qunaught mode is either a momentum-squeezed (A) or a position-squeezed (B) state following the standard macronode procedure. The case (AB) where both ancillae modes are qunaught states is considered above in Sec. IV B 1. The respective wave functions for the ancillae, $\tilde{\psi}(\alpha_I)$ and $\phi(\alpha_R)$, to be used in Eq. (40) for each case are given in the table in Fig. 5.

Case (A) gives

$$\hat{A}_{\text{GKP}, A}(\psi, \phi) = 2^{\frac{1}{4}} \sqrt{\pi} \text{III}_{\sqrt{\pi}}(\hat{p}). \quad (93)$$

Using Eq. (41), we get the following circuit identity:

$$\begin{array}{c} \text{---} |0\rangle_p \\ \text{---} |\emptyset\rangle \end{array} = \begin{array}{c} \text{---} \boxed{2^{\frac{1}{4}} \text{III}_{\sqrt{\pi}}(\hat{p})} \text{---} \end{array}. \quad (94)$$

Using Eq. (44), this yields a Kraus operator that performs partial GKP error correction in the p quadrature,

$$\hat{K}_{\text{GKP}, A}(m_a, m_b) = \frac{2^{\frac{1}{4}}}{\sqrt{\pi}} \text{III}_{\sqrt{\pi}}(\hat{p}) \hat{D}(\mu) \hat{V}(\theta_a, \theta_b). \quad (95)$$

Case (B) is almost the same (with $\hat{q} \leftrightarrow \hat{p}$). Plugging the wave functions for case (B) into Eq. (40) gives

$$\hat{A}_{\text{GKP}, B}(\psi, \phi) = 2^{\frac{1}{4}} \sqrt{\pi} \text{III}_{\sqrt{\pi}}(\hat{q}), \quad (96)$$

whose circuit is

$$\begin{array}{c} \text{---} |\emptyset\rangle \\ \text{---} |0\rangle_q \end{array} = \begin{array}{c} \text{---} \boxed{2^{\frac{1}{4}} \text{III}_{\sqrt{\pi}}(\hat{q})} \text{---} \end{array}. \quad (97)$$

This yields a Kraus operator that performs partial GKP error correction in the q quadrature,

$$\hat{K}_{\text{GKP}, B}(m_a, m_b) = \frac{2^{\frac{1}{4}}}{\sqrt{\pi}} \text{III}_{\sqrt{\pi}}(\hat{q}) \hat{D}(\mu) \hat{V}(\theta_a, \theta_b). \quad (98)$$

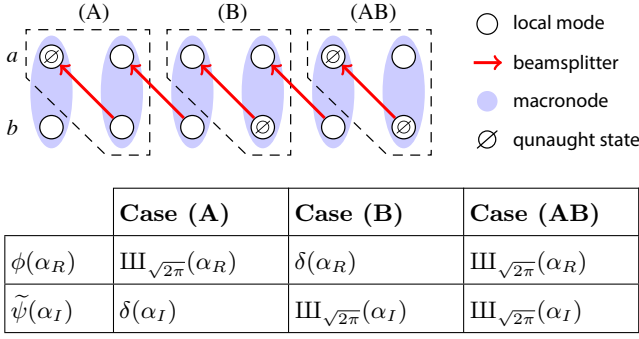


Figure 5. Potential qunaught sites for GKP error correction. A macronode wire is depicted with the possible locations for qunaught states at either mode a (A) or b (B) within a teleportation gadget. When qunaught states are placed at both modes, they comprise a GKP Bell pair shared between adjacent macronodes (AB). The table shows the momentum and position wave functions to be used in the Kraus operator, Eq. (44), for each case.

Each Kraus operator acts as a “filter” on the input state in either $\sqrt{\pi}$ -periodic momentum or position, respectively. For measurement bases chosen such that $\hat{V}(\theta_a, \theta_b) = \hat{I}$ and displacements $\hat{D}(\mu)$ at each macronode accounted for by active corrective shifts, the two partial GKP error corrections can occur at separated macronodes. For ideal quadrature eigenstates and qunaught states, *i.e.*, neither contains finite-squeezing noise, the result is ideal GKP error correction.

We model physical states at the ancillae with damped qunaught states, Eq. (87), and squeezed states described by Eq. (52) as approximate quadrature eigenstates. For both types of state, we assume that the damping is equal so the damping operators can be extracted and the remaining qunaught and quadrature eigenstates treated as ideal.

The circuit identity for case (A) is

$$\begin{array}{c} \text{---} |0; \zeta\rangle_p \\ \text{---} |\varnothing\rangle \end{array} = \begin{array}{c} \text{---} \mathcal{N}_\zeta^{-1/2} N(\beta) \\ \text{---} \mathcal{N}_\varnothing^{-1/2} N(\beta) \end{array} \begin{array}{c} \text{---} |0\rangle_p \\ \text{---} |\varnothing\rangle \end{array} \quad (99)$$

and the Kraus operator performs partial GKP error correction in the p quadrature,

$$\text{III}_{\sqrt{\pi}}(\hat{p}) \rightarrow \frac{1}{\sqrt{\mathcal{N}_\varnothing \mathcal{N}_\zeta}} \hat{N}(\beta) \text{III}_{\sqrt{\pi}}(\hat{p}) \hat{N}(\beta). \quad (100)$$

Similarly, for case (B), the circuit identity is

$$\begin{array}{c} \text{---} |\varnothing\rangle \\ \text{---} |0; \zeta\rangle_q \end{array} = \begin{array}{c} \text{---} \mathcal{N}_\varnothing^{-1/2} N(\beta) \\ \text{---} \mathcal{N}_\zeta^{-1/2} N(\beta) \end{array} \begin{array}{c} \text{---} |\varnothing\rangle \\ \text{---} |0\rangle_q \end{array} \quad (101)$$

and the associated Kraus operator performs partial GKP

error correction in the q quadrature,

$$\text{III}_{\sqrt{\pi}}(\hat{q}) \rightarrow \frac{1}{\sqrt{\mathcal{N}_\varnothing \mathcal{N}_\zeta}} \hat{N}(\beta) \text{III}_{\sqrt{\pi}}(\hat{q}) \hat{N}(\beta). \quad (102)$$

The benefit of performing full GKP error correction utilising a GKP Bell pair is simply that there is no buildup of finite-squeezing noise (and potential external noise) between the two partial GKP error corrections.

V. APPLICATION: GKP ERROR CORRECTION IN MACRONODE LATTICES

Above we analyzed the teleportation-gadget Kraus operator when one or more modes are prepared in the GKP qunaught state $|\varnothing\rangle$. By combining this operator with the usual measurement-based evolution with Gaussian resource states, we can describe a hybrid resource state made up of both Gaussian and non-Gaussian parts. These results can be generalized to other CV cluster states made from two-mode CV cluster states and 50:50 beam splitters.

All multidimensional macronode CV cluster states proposed in Refs. [2, 3, 5, 14, 15, 17] can be constructed by arranging two-mode cluster states in a higher dimensional geometry and then producing a fully connected resource by applying a local constant-depth circuit of 50:50 beam splitters. In all of these cases, the resulting lattices contain embedded macronode wires that are used to implement single-mode gates. Said another way, each such cluster state is equivalent to a collection of macronode wires coupled via additional 50:50 beam splitters. By choosing homodyne measurements appropriately, some of these beam splitters can be “cancelled out,” producing local regions in the lattice that are literally equivalent to a macronode wire. Details can be found in the references above. The upshot is that teleportation-based GKP error correction, described in Sec. IV B, has applications in all of the higher dimensional macronode-based architectures known to date. This combines the single-mode Gaussian gates and GKP error correction of a single macronode wire with the ability to implement multimode Gaussian unitary gates, resulting in a universal set of resources [32] via passive linear optics and offline preparation of squeezed vacuum and GKP $|\varnothing\rangle$ states.

VI. CONCLUSION

We have presented the Kraus operator for CV gate teleportation based on teleporting through a class of entangled states that are prepared on a beam splitter. The teleported gate depends on the ancilla states at the beam splitter, which themselves can be non-Gaussian, enabling implementation of teleported non-Gaussian operations. Our analysis focuses on the macronode wire, but it is directly mappable onto higher-dimensional macronode CV

cluster states because all known macronode cluster states are equivalent to a collection of macronode wires coupled via additional 50:50 beam splitters.

We use the derived formalism to propose a teleportation-based scheme for GKP error-correction requiring only constant-depth linear optics to implement, removing the requirement of previous work on active squeezing operations. Further, our GKP error-correction scheme is compatible with nondeterministic state preparation [?]. This simplifies the implementation of practical GKP error correction—the final ingredient needed by CV cluster state architectures for universal and fault-tolerant computation—bringing it in line with the experimentally available resources.

ACKNOWLEDGMENTS

This work was supported by the Australian Research Council Centre of Excellence for Quantum Computation and Communication Technology (Project No. CE170100012). R.N.A. is supported by National Science Foundation Award No. PHY-1630114.

Appendix A: Entangling quadrature eigenstates on a beam splitter

We start with the LDU and UDL decompositions of a rotation matrix $\mathbf{R}(\theta)$ valid for $\theta \neq n\pi/2$ for odd n ,

$$\begin{aligned} \mathbf{R}(\theta) &= \begin{pmatrix} \cos \theta & -\sin \theta \\ \sin \theta & \cos \theta \end{pmatrix} \\ &= \begin{pmatrix} 1 & 0 \\ \tan \theta & 1 \end{pmatrix} \begin{pmatrix} \cos \theta & 0 \\ 0 & \sec \theta \end{pmatrix} \begin{pmatrix} 1 & -\tan \theta \\ 0 & 1 \end{pmatrix} \quad (\text{A1a}) \end{aligned}$$

$$= \begin{pmatrix} 1 & -\tan \theta \\ 0 & 1 \end{pmatrix} \begin{pmatrix} \sec \theta & 0 \\ 0 & \cos \theta \end{pmatrix} \begin{pmatrix} 1 & 0 \\ \tan \theta & 1 \end{pmatrix}. \quad (\text{A1b})$$

Each decomposes $\mathbf{R}(\theta)$ into a product of symplectic matrices describing a shear, squeezing, and another shear.

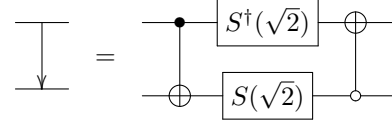
Decomposing the symplectic representation of the Heisenberg action of the beam splitter \hat{B}_{jk} that acts on the vector of quadratures $(\hat{q}_1, \hat{q}_2, \hat{p}_1, \hat{p}_2)^T$ [20], namely

$$\begin{aligned} &\begin{pmatrix} \mathbf{R}(\frac{\pi}{4}) & \mathbf{0} \\ \mathbf{0} & \mathbf{R}(\frac{\pi}{4}) \end{pmatrix} \\ &= \begin{pmatrix} 1 & 0 & 0 & 0 \\ 1 & 1 & 0 & 0 \\ 0 & 0 & 1 & -1 \\ 0 & 0 & 0 & 1 \end{pmatrix} \begin{pmatrix} \frac{1}{\sqrt{2}} & 0 & 0 & 0 \\ 0 & \sqrt{2} & 0 & 0 \\ 0 & 0 & \sqrt{2} & 0 \\ 0 & 0 & 0 & \frac{1}{\sqrt{2}} \end{pmatrix} \begin{pmatrix} 1 & -1 & 0 & 0 \\ 0 & 1 & 0 & 0 \\ 0 & 0 & 1 & 0 \\ 0 & 0 & 1 & 1 \end{pmatrix}, \quad (\text{A2}) \end{aligned}$$

yields, up to an overall phase, a unitary decomposition of the beam splitter:

$$\hat{B}_{12} = e^{-i\hat{q}_1 \otimes \hat{p}_2} [\hat{S}_1^\dagger(\sqrt{2}) \otimes \hat{S}_2(\sqrt{2})] e^{i\hat{p}_1 \otimes \hat{q}_2}. \quad (\text{A3})$$

We can write this as a circuit identity (again, up to an overall phase),



$$\text{Beam Splitter} = \text{Circuit with two-mode gates } S^\dagger(\sqrt{2}) \text{ and } S(\sqrt{2}) \text{ and controlled-X gates}, \quad (\text{A4})$$

where the two-mode gates are each a CV controlled- X gate, Eq. (19), of weight $g = \pm 1$, with the open circle indicating weight -1 .¹³

Consider momentum and position eigenstates, $|t\rangle_p$ and $|s\rangle_q$, coupled by a beam splitter. Using the above decomposition, the resulting entangled state is

$$\begin{aligned} \hat{B}_{12} |t\rangle_{p_1} \otimes |s\rangle_{q_2} &= e^{ist} e^{-i\hat{q}_1 \otimes \hat{p}_2} \hat{S}_1^\dagger(\sqrt{2}) |t\rangle_{p_1} \otimes \hat{S}_2(\sqrt{2}) |s\rangle_{q_2} \\ &= \sqrt{2} e^{ist} e^{-i\hat{q}_1 \otimes \hat{p}_2} |\sqrt{2}t\rangle_{p_1} \otimes |\sqrt{2}s\rangle_{q_2} \\ &= \sqrt{2} e^{ist} |\text{EPR}(\sqrt{2}s, \sqrt{2}t)\rangle, \quad (\text{A5}) \end{aligned}$$

again up to a fixed phase. The norm scaling by $\sqrt{2}$ arises from the action of the squeezing operator on a quadrature eigenstate:

$$\hat{S}(\zeta) |s\rangle_q = |\zeta|^{1/2} |\zeta s\rangle_q, \quad (\text{A6a})$$

$$\hat{S}(\zeta) |t\rangle_p = |\zeta|^{-1/2} |\zeta^{-1}t\rangle_p, \quad (\text{A6b})$$

where $\hat{S}(\zeta)$ is defined in Eq. (13). The prefactor ensures that inner products are preserved and that projectors onto squeezed quadrature eigenstates resolve the single-mode identity when integrated over s (or t).

Appendix B: Derivation of the gates for rotated homodyne measurements

The results of the previous Appendix can be generalized to the case where eigenstates of rotated quadratures, such as those in Eq. (8), are coupled on a beam splitter. The resulting state is equivalent to a set of single-mode Gaussian operations and a displacement acting on an EPR state. Important for our purposes is the fact that the Hermitian conjugate of this state gives a description of the two-mode entangled homodyne measurement in the macronode teleportation gadget, Eq. (33). The operations on the EPR state are indeed those that allow universal Gaussian quantum computation with standard (Gaussian) macronode cluster states: the operator $\hat{V}(\theta_a, \theta_b)$ in Eq. (10), as well as a displacement $\hat{D}(\mu)$. Here, we give a derivation of these operations with specific attention to how they arise in this measurement. In this context, note that they arise solely from the choice

¹³ Again, notice that the right-to-left circuit convention makes such conversions straightforward: Eqs. (A2), (A3), and (A4) are all ordered the same way.

of homodyne measurement angles and outcomes and are distinct from the gate teleported by the Kraus state (although we use the same formalism in its derivation).

Rotated momentum and position quadratures,

$$\hat{p}_\theta := \hat{R}^\dagger(\theta)\hat{p}\hat{R}(\theta) = \sin\theta\hat{q} + \cos\theta\hat{p}, \quad (\text{B1})$$

$$\hat{q}_\theta := \hat{R}^\dagger(\theta)\hat{q}\hat{R}(\theta) = \cos\theta\hat{q} - \sin\theta\hat{p}, \quad (\text{B2})$$

have respective eigenstates $\hat{p}_\theta|t\rangle_{p_\theta} = t|t\rangle_{p_\theta}$ and $\hat{q}_\theta|s\rangle_{q_\theta} = s|s\rangle_{q_\theta}$. We express these states in a convenient way using the decompositions of the rotation operator in Eqs. (A1),

$$|t\rangle_{p_\theta} := \hat{R}^\dagger(\theta)\hat{Z}(t)|0\rangle_p \quad (\text{B3})$$

$$= \hat{D}^\dagger\left(-\frac{is}{\sqrt{2}}e^{-i\theta}\right)\hat{R}^\dagger(\theta)|0\rangle_p \quad (\text{B4})$$

$$= \sqrt{|\sec\theta|}\hat{D}^\dagger\left(-\frac{it}{\sqrt{2}}e^{-i\theta}\right)\hat{P}(-\tan\theta)|0\rangle_p, \quad (\text{B5})$$

$$|s\rangle_{q_\theta} := \hat{R}^\dagger(\theta)\hat{X}(s)|0\rangle_q \quad (\text{B6})$$

$$= \hat{D}^\dagger\left(-\frac{s}{\sqrt{2}}e^{-i\theta}\right)\hat{R}^\dagger(\theta)|0\rangle_q \quad (\text{B7})$$

$$= \sqrt{|\sec\theta|}\hat{D}^\dagger\left(-\frac{s}{\sqrt{2}}e^{-i\theta}\right)\hat{P}_p(\tan\theta)|0\rangle_q. \quad (\text{B8})$$

In the final line of each expression are unitary shear operators, defined respectively as

$$\hat{P}(\sigma) := e^{\frac{i\sigma}{2}\hat{q}^2} \quad (\text{B9})$$

$$\hat{P}_p(\sigma) := e^{-\frac{i\sigma}{2}\hat{p}^2}. \quad (\text{B10})$$

Note that each shear does nothing to a particular 0-eigenstate, $\hat{P}(\sigma)|0\rangle_q = |0\rangle_q$ and $\hat{P}_p(\sigma)|0\rangle_p = |0\rangle_p$, which allowed for the simplifications in Eqs. (B5) and (B8). The factor in front of each expression arises from the action of squeezing operators on quadrature eigenstates, Eq. (A6).

We now focus on the rotated measurements in the macronode teleportation gadget, Eq. (33), that are written as a projection onto a two-mode entangled state,

$$\begin{array}{c} p_{\theta_a}\langle m_a| \\ p_{\theta_b}\langle m_b| \end{array} \begin{array}{c} \text{---} \\ \text{---} \end{array} \begin{array}{c} \text{---} \\ \text{---} \end{array} \quad (\text{B11})$$

As the ultimate goal is to write this expression in terms of an EPR state of the form in Eq. (30), we include in the rotation angle on the top mode an additional $\pi/2$, so that it describes a rotation from the q axis of that mode,

$$\theta'_a := \theta_a - \pi/2. \quad (\text{B12})$$

For convenience, we take the Hermitian conjugate of the expression (which reverses the direction of the beam splitter), to get

$$\begin{array}{c} \text{---} \\ \text{---} \end{array} \begin{array}{c} \text{---} \\ \text{---} \end{array} \begin{array}{c} \text{---} \\ \text{---} \end{array} \begin{array}{c} \text{---} \\ \text{---} \end{array} \quad (\text{B13})$$

We split each phase delay operator into symmetric and anti-symmetric parts, $\hat{R}(\theta) = \hat{R}(\theta_+)\hat{R}(\theta_-)$, with

$$\theta'_\pm := \frac{\theta'_a \pm \theta_b}{2}, \quad (\text{B14})$$

since the common delays (rotations) commute with any beam splitter,

$$\begin{array}{c} \text{---} \\ \text{---} \end{array} \begin{array}{c} \text{---} \\ \text{---} \end{array} \begin{array}{c} \text{---} \\ \text{---} \end{array} \begin{array}{c} \text{---} \\ \text{---} \end{array} \quad (\text{B15})$$

Finally, we extract the displacements from each state in Eq. (B13), commute them past the beam splitter, and use Eqs. (B5) and (B8) to express the remaining rotated quadrature eigenstates as sheared eigenstates,

$$\begin{array}{c} \text{---} \\ \text{---} \end{array} \begin{array}{c} \text{---} \\ \text{---} \end{array} \begin{array}{c} \text{---} \\ \text{---} \end{array} \begin{array}{c} \text{---} \\ \text{---} \end{array} \quad (\text{B16})$$

where the displacement amplitudes are

$$\beta_\pm := \frac{1}{2}(m_a e^{-i\theta'_-} \pm i m_b e^{i\theta'_-}). \quad (\text{B17})$$

We now recognize that the right-hand side of the circuit is a Kraus state of the form in Eq. (41) with the ancillae given by

$$|\psi\rangle = \sqrt{|\sec\theta'_-|}\hat{P}(\tan\theta'_-)|0\rangle_p, \quad (\text{B18})$$

$$|\phi\rangle = \sqrt{|\sec\theta'_-|}\hat{P}_p(\tan\theta'_-)|0\rangle_q. \quad (\text{B19})$$

We can now directly evaluate the teleported gate that they enact using Eq. (40). This requires obtaining wavefunctions for $|\psi\rangle$ and $|\phi\rangle$. The following are easy to evaluate directly using the forms above:

$$\psi(s) := {}_q\langle s|\psi\rangle = \frac{1}{\sqrt{2\pi|\cos\theta'_-|}}e^{\frac{i}{2}(\tan\theta'_-)s^2}, \quad (\text{B20})$$

$$\tilde{\phi}(t) := {}_p\langle t|\phi\rangle = \frac{1}{\sqrt{2\pi|\cos\theta'_-|}}e^{-\frac{i}{2}(\tan\theta'_-)t^2}. \quad (\text{B21})$$

Taking the appropriate Fourier transforms, Eq. (62), we obtain the other two, which we need for Eq. (40):

$$\tilde{\psi}(t) = \mathcal{F}[\psi](t) = \frac{1}{\sqrt{2\pi|\cos\theta'_-|}}e^{\frac{i}{2}(\cot\theta'_-)t^2}, \quad (\text{B22})$$

$$\phi(s) = \mathcal{F}^{-1}[\tilde{\phi}](s) = \frac{1}{\sqrt{2\pi|\cos\theta'_-|}}e^{-\frac{i}{2}(\cot\theta'_-)s^2}. \quad (\text{B23})$$

Substituting these wavefunctions into the teleported gate, Eq. (40) ($t = \alpha_I, s = \alpha_R$), gives the Weyl representation of some operator \hat{O} ,

$$\hat{O} = \frac{1}{2\pi|\cos\theta'_-|} \int d^2\alpha e^{-\frac{i}{2}(\cot\theta'_-)(\alpha_R^2 - \alpha_I^2)} \hat{D}(\alpha) \quad (\text{B24})$$

with characteristic function [66],

$$\text{Tr}[\hat{O}\hat{D}^\dagger(\alpha)] = \frac{1}{2|\cos\theta'_-|}e^{-\frac{i}{2}(\cot\theta'_-)(\alpha_R^2 - \alpha_I^2)}. \quad (\text{B25})$$

We now show that the rotated squeezing operator $\hat{O} = \hat{R}^\dagger(\frac{\pi}{4})\hat{S}(\zeta)\hat{R}(\frac{\pi}{4})$, yields the same characteristic function, and we find the squeezing ζ as a function of θ'_- . Evaluation of this characteristic function,

$$\text{Tr}[\hat{R}^\dagger(\frac{\pi}{4})\hat{S}(\zeta)\hat{R}(\frac{\pi}{4})\hat{D}^\dagger(\alpha)] = \text{Tr}[\hat{S}(\zeta)\hat{D}^\dagger(\alpha e^{i\frac{\pi}{4}})], \quad (\text{B26})$$

with the trace taken in the position basis gives

$$\int dt \langle t | \hat{S}(\zeta) \hat{D}^\dagger(\alpha e^{i\frac{\pi}{4}}) | t \rangle_q = \frac{\sqrt{|\zeta|}}{|1-\zeta|} e^{-\frac{i}{2} \frac{1+\zeta}{1-\zeta} (\alpha_R^2 - \alpha_I^2)}. \quad (\text{B27})$$

Since the functional form of this expression is the same as that in Eq. (B25), we can read off the relations between parameters,

$$\cot \theta'_- = \frac{1+\zeta}{1-\zeta} \quad \longrightarrow \quad \zeta = -\tan(\theta'_- - \frac{\pi}{4}). \quad (\text{B28})$$

Thus, we have shown that, for the Kraus state on the right-hand side of the circuit in Eq. (B16), the teleported gate is a $\frac{\pi}{4}$ -rotated squeezing operation.

Combining this result with the remaining rotations and displacements, Eq. (B16) becomes

$$\text{---} \boxed{R^\dagger(\theta'_+)} \text{---} \boxed{D^\dagger(-\beta_+)} \text{---} \boxed{R^\dagger(\frac{\pi}{4})} \text{---} \boxed{\frac{1}{\sqrt{\pi}} S(\zeta)} \text{---} \boxed{R(\frac{\pi}{4})} \text{---} \text{---} \boxed{R^\dagger(\theta'_+)} \text{---} \boxed{D^\dagger(\beta_-)} \text{---} \quad (\text{B29})$$

Note that the teleported gate is on the top wire here due to the beam splitter orientation in the state, Eq. (B13). Bouncing all the operators to the top wire using rules described in Eqs. (24) and (26), and then combining the two displacements reduces this to

$$\text{---} \boxed{R^\dagger(\theta'_+ + \frac{\pi}{4})} \text{---} \boxed{\frac{1}{\sqrt{\pi}} S(\zeta)} \text{---} \boxed{R^\dagger(\theta'_+ - \frac{\pi}{4})} \text{---} \boxed{D^\dagger(\mu)} \text{---} \quad (\text{B30})$$

where the final displacement amplitude μ can be derived by bouncing all operators to the top mode and commuting both displacements to the end, giving $\mu = -e^{i\theta'_+} [\beta_+ \cosh(-\ln \zeta) - i\beta_+^* \sinh(-\ln \zeta) + \beta_-^*]$. The phase $e^{i\theta'_+}$ at the front arises from bouncing and then commuting the final $\hat{R}^\dagger(\theta'_+)$ through all displacements, the β_-^* results from bouncing the $\hat{D}^\dagger(\beta_-)$ to the top wire, and the remaining terms result from commuting $\hat{D}^\dagger(-\beta_+)$ through the rotated squeezing operator. In the end, μ evaluates to

$$\mu = -\frac{m_a e^{i\theta_b} + m_b e^{i\theta_a}}{\sin(\theta_a - \theta_b)}. \quad (\text{B31})$$

Writing Eq. (B30) in terms of (combinations of) the original measurement angles using Eqs. (B12) and (B14) gives the equivalent circuit,

$$\text{---} \boxed{\frac{1}{\sqrt{\pi}} V^\dagger(\theta_a, \theta_b)} \text{---} \boxed{D^\dagger(\mu)} \text{---} \quad (\text{B32})$$

where we define the operator [Eq. (10)]

$$\hat{V}(\theta_a, \theta_b) := \hat{R}(\theta_+ - \frac{\pi}{2}) \hat{S}(\tan \theta_-) \hat{R}(\theta_+), \quad (\text{B33})$$

with $\theta_\pm = \frac{1}{2}(\theta_a \pm \theta_b)$ [Eq. (12)]. Note that we have ignored an overall phase in this derivation, which results from combining the two displacements into μ .

Taking the Hermitian conjugate of the circuit in Eq. (B32) gives a description of the two-mode entangled measurement in Eq. (B11),

$$p_{\theta_a} \langle m_a | \text{---} \text{---} \text{---} \boxed{D(\mu)} \text{---} \boxed{\frac{1}{\sqrt{\pi}} V(\theta_a, \theta_b)} \text{---} \quad (\text{B34})$$

This circuit contains the operators used in the main text and those in Refs. [1, 23, 46?]. Note that when the Kraus state in the full teleportation gadget is nontrivial, then the outcome-dependent displacement $\hat{D}(\mu)$ should be commuted past the teleported gate $\hat{A}(\psi, \phi)$ in order to determine the necessary correction at the end of the gadget.

We present several variations of the circuit in Eq. (B34) by commuting the outcome-dependent displacement to different places among the other operators. For the case where the displacement acts first, we find

$$\text{---} \boxed{\frac{1}{\sqrt{\pi}} V(\theta_a, \theta_b)} \text{---} \boxed{D(\mu')} \text{---} \quad (\text{B35})$$

with amplitude

$$\mu' = \frac{-m_a e^{-i\theta_b} + m_b e^{-i\theta_a}}{\sin(\theta_a - \theta_b)}. \quad (\text{B36})$$

We now discuss a different final form in order to complete the connection to the literature [6, 16]. Pulling out a Fourier transform $F^\dagger = \hat{R}(-\frac{\pi}{2})$ in Eq. (B33), $\hat{V}(\theta_a, \theta_b) = \hat{F}^\dagger \hat{V}''(\theta_a, \theta_b)$, we now consider the case where the displacement lies between the two other gates,

$$\text{---} \boxed{F^\dagger} \text{---} \boxed{D(\mu'')} \text{---} \boxed{\frac{1}{\sqrt{\pi}} V''(\theta_a, \theta_b)} \text{---} \quad (\text{B37})$$

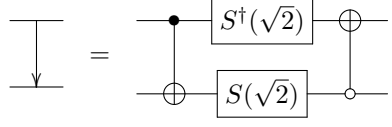
and has amplitude

$$\mu'' = \frac{-im_a e^{i\theta_b} - im_b e^{i\theta_a}}{\sin(\theta_a - \theta_b)}. \quad (\text{B38})$$

This form is suitable for comparison with Refs. [6, 16], as $\hat{V}''(\theta_a, \theta_b)$ and $\hat{D}(\mu'')$ agree with those works up to one difference: their circuit does not contain the Fourier transform \hat{F}^\dagger .¹⁴ This is because teleportation gadget in

¹⁴ Note that Ref. [6] has an error in the denominator of the displacement operator: it appears in that reference as $\sin \theta_-$, while the correct quantity is $\sin(\theta_a - \theta_b)$.

- Decomposition of the beam splitter, \hat{B}_{jk} in Eq. (1), in terms of Gaussian gates, Eq. (A4), using notation introduced in Eq. (4):

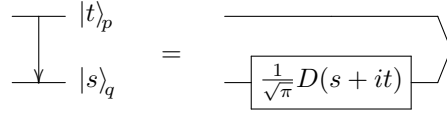

(C6)

- Bouncing operations from one mode to another through an EPR state, Eq. (23):

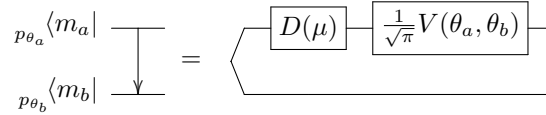

(C7)

with the transpose taken in the position basis.

- State produced by mixing a t-momentum and s-position eigenstate on a beam splitter, Eq. (31):

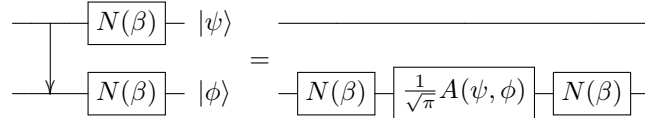

(C8)

- Entangled two-mode measurement of rotated quadratures with outcomes m_a and m_b , Eq. (36):


(C9)

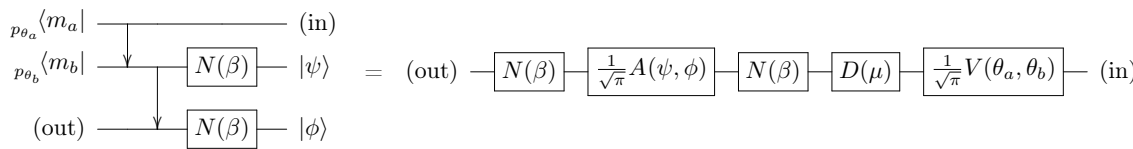
with Gaussian unitary $\hat{V}(\theta_a, \theta_b)$, Eq. (10), and outcome-dependent displacement with amplitude μ , Eq. (11).

- Beam splitter-entangled Kraus state for identical local damping on the ancillae, Eq. (57):

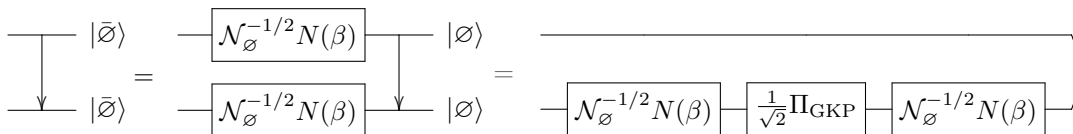

(C10)

for damping operator $\hat{N}(\beta)$ in Eq. (51). This state can be normalized with factor $(\mathcal{N}_\phi \mathcal{N}_\psi)^{-1/2}$.

- Gate-teleportation gadget with damped ancillae comprising the Kraus state, Eq. (58):


(C11)

- Case (AB)—state produced by mixing two damped qunaught states, Eq. (87), on a beam splitter, Eqs. (85) and (89):


(C12)

The final form uses Eq. (C3) and (C7) above.

- Case (A)—state produced by mixing a momentum-squeezed state, Eq. (52), and a damped qunaught state on a beam splitter, Eqs. (95) and (99):

$$\begin{array}{c} \text{---} |0; \zeta\rangle_p \\ \text{---} |\bar{\emptyset}\rangle \end{array} = \begin{array}{c} \text{---} \boxed{\mathcal{N}_\zeta^{-1/2} N(\beta)} \\ \text{---} \boxed{\mathcal{N}_{\bar{\emptyset}}^{-1/2} N(\beta)} \end{array} \begin{array}{c} \text{---} |0\rangle_p \\ \text{---} |\bar{\emptyset}\rangle \end{array} = \begin{array}{c} \text{---} \boxed{\mathcal{N}_{\bar{\emptyset}}^{-1/2} N(\beta)} \\ \text{---} \boxed{\mathcal{N}_\zeta^{-1/2} N(\beta)} \end{array} \begin{array}{c} \text{---} 2^{\frac{1}{4}} \text{III}_{\sqrt{\pi}}(\hat{p}) \\ \text{---} \end{array} \begin{array}{c} \text{---} \boxed{\mathcal{N}_\zeta^{-1/2} N(\beta)} \\ \text{---} \end{array} \quad (C13)$$

The final form uses Eq. (C4) and (C7) above.

- Case (B)—state produced by mixing a damped qunaught state and a position-squeezed state, Eq. (52), on a beam splitter, Eqs. (98) and (101):

$$\begin{array}{c} \text{---} |\bar{\emptyset}\rangle \\ \text{---} |0; \zeta\rangle_q \end{array} = \begin{array}{c} \text{---} \boxed{\mathcal{N}_{\bar{\emptyset}}^{-1/2} N(\beta)} \\ \text{---} \boxed{\mathcal{N}_\zeta^{-1/2} N(\beta)} \end{array} \begin{array}{c} \text{---} |\bar{\emptyset}\rangle \\ \text{---} |0\rangle_q \end{array} = \begin{array}{c} \text{---} \boxed{\mathcal{N}_\zeta^{-1/2} N(\beta)} \\ \text{---} \boxed{\mathcal{N}_{\bar{\emptyset}}^{-1/2} N(\beta)} \end{array} \begin{array}{c} \text{---} 2^{\frac{1}{4}} \text{III}_{\sqrt{\pi}}(\hat{q}) \\ \text{---} \end{array} \begin{array}{c} \text{---} \boxed{\mathcal{N}_{\bar{\emptyset}}^{-1/2} N(\beta)} \\ \text{---} \end{array} \quad (C14)$$

The final form uses Eqs. (C5) and (C7) above.

-
- [1] S. Yokoyama, R. Ukai, S. C. Armstrong, C. Sornphiphatphong, T. Kaji, S. Suzuki, J.-i. Yoshikawa, H. Yonezawa, N. C. Menicucci, and A. Furusawa, “Ultra-large-scale continuous-variable cluster states multiplexed in the time domain,” *Nature Photonics*, vol. 7, no. 12, pp. 982–986, Nov. 2013. [Online]. Available: <http://dx.doi.org/10.1038/NPHOTON.2013.287>
- [2] W. Asavanant, Y. Shiozawa, S. Yokoyama, B. Charoensombutamon, H. Emura, R. N. Alexander, S. Takeda, J. ichi Yoshikawa, N. C. Menicucci, H. Yonezawa, and A. Furusawa, “Time-domain multiplexed 2-dimensional cluster state: Universal quantum computing platform,” 2019. [Online]. Available: <http://dx.doi.org/10.1126/science.aay2645>
- [3] M. V. Larsen, X. Guo, C. R. Breum, J. S. Neergaard-Nielsen, and U. L. Andersen, “Deterministic generation of a two-dimensional cluster state,” 2019. [Online]. Available: <http://dx.doi.org/10.1126/science.aay4354>
- [4] R. Raussendorf and H. J. Briegel, “A one-way quantum computer,” *Phys. Rev. Lett.*, vol. 86, no. 22, pp. 5188–5191, May 2001. [Online]. Available: <https://link.aps.org/doi/10.1103/PhysRevLett.86.5188>
- [5] N. C. Menicucci, “Temporal-mode continuous-variable cluster states using linear optics,” *Phys. Rev. A*, vol. 83, no. 6, p. 062314, Jun. 2011. [Online]. Available: <http://dx.doi.org/10.1103/PhysRevA.83.062314>
- [6] R. N. Alexander, S. C. Armstrong, R. Ukai, and N. C. Menicucci, “Noise analysis of single-mode Gaussian operations using continuous-variable cluster states,” *Phys. Rev. A*, vol. 90, no. 6, p. 062324, Dec. 2014. [Online]. Available: <https://link.aps.org/doi/10.1103/PhysRevA.90.062324>
- [7] N. C. Menicucci, “Fault-tolerant measurement-based quantum computing with continuous-variable cluster states,” *Phys. Rev. Lett.*, vol. 112, no. 12, p. 120504, Mar. 2014. [Online]. Available: <https://link.aps.org/doi/10.1103/PhysRevLett.112.120504>
- [8] B. W. Walshe, L. J. Mensen, B. Q. Baragiola, and N. C. Menicucci, “Robust fault tolerance for continuous-variable cluster states with excess antisqueezing,” *Phys. Rev. A*, vol. 100, p. 010301, Jul 2019. [Online]. Available: <https://link.aps.org/doi/10.1103/PhysRevA.100.010301>
- [9] N. C. Menicucci, S. T. Flammia, and P. van Loock, “Graphical calculus for Gaussian pure states,” *Phys. Rev. A*, vol. 83, no. 4, p. 042335, Apr. 2011. [Online]. Available: <http://dx.doi.org/10.1103/PhysRevA.83.042335>
- [10] N. C. Menicucci, P. van Loock, M. Gu, C. Weedbrook, T. C. Ralph, and M. A. Nielsen, “Universal quantum computation with continuous-variable cluster states,” *Phys. Rev. Lett.*, vol. 97, no. 11, p. 110501, Sep. 2006. [Online]. Available: <https://link.aps.org/doi/10.1103/PhysRevLett.97.110501>
- [11] M. Gu, C. Weedbrook, N. C. Menicucci, T. C. Ralph, and P. van Loock, “Quantum computing with continuous-variable clusters,” *Phys. Rev. A*, vol. 79, no. 6, p. 062318, Jun. 2009. [Online]. Available: <https://link.aps.org/doi/10.1103/PhysRevA.79.062318>
- [12] N. C. Menicucci, S. T. Flammia, and O. Pfister, “One-way quantum computing in the optical frequency comb,” vol. 101, no. 13, p. 130501, 2008. [Online]. Available: <http://dx.doi.org/10.1103/PhysRevLett.101.130501>
- [13] S. T. Flammia, N. C. Menicucci, and O. Pfister, “The optical frequency comb as a one-way quantum computer,” *Journal of Physics B: Atomic, Molecular and Optical Physics*, vol. 42, no. 11, p. 114009, 2009. [Online]. Available: <http://dx.doi.org/10.1088/0953-4075/42/11/114009>
- [14] P. Wang, M. Chen, N. C. Menicucci, and O. Pfister, “Weaving quantum optical frequency combs into continuous-variable hypercubic cluster

- states,” *Phys. Rev. A*, vol. 90, no. 3, p. 032325, Sep. 2014. [Online]. Available: <http://dx.doi.org/10.1103/PhysRevA.90.032325>
- [15] R. N. Alexander, P. Wang, N. Sridhar, M. Chen, O. Pfister, and N. C. Menicucci, “One-way quantum computing with arbitrarily large time-frequency continuous-variable cluster states from a single optical parametric oscillator,” *Phys. Rev. A*, vol. 94, p. 032327, 2016. [Online]. Available: <http://dx.doi.org/10.1103/PhysRevA.94.032327>
- [16] R. N. Alexander, S. Yokoyama, A. Furusawa, and N. C. Menicucci, “Universal quantum computation with temporal-mode bilayer square lattices,” *Phys. Rev. A*, vol. 97, p. 032302, 2018. [Online]. Available: <http://link.aps.org/pdf/10.1103/PhysRevA.97.032302>
- [17] B.-H. Wu, R. N. Alexander, S. Liu, and Z. Zhang, “Quantum computing with multidimensional continuous-variable cluster states in a scalable photonic platform,” *Phys. Rev. Research*, vol. 2, no. 2, p. 023138, 2020. [Online]. Available: <https://link.aps.org/doi/10.1103/PhysRevResearch.2.023138>
- [18] M. Chen, N. C. Menicucci, and O. Pfister, “Experimental realization of multipartite entanglement of 60 modes of a quantum optical frequency comb,” *Physical Review Letters*, vol. 112, no. 12, p. 120505, Mar. 2014. [Online]. Available: <http://dx.doi.org/10.1103/PhysRevLett.112.120505>
- [19] J.-i. Yoshikawa, S. Yokoyama, T. Kaji, C. Sornphiphatphong, Y. Shiozawa, K. Makino, and A. Furusawa, “Generation of one-million-mode continuous-variable cluster state by unlimited time-domain multiplexing,” *APL Photonics*, vol. 1, no. 6, p. 060801, 2016. [Online]. Available: <https://doi.org/10.1063/1.4962732>
- [20] R. N. Alexander and N. C. Menicucci, “Flexible quantum circuits using scalable continuous-variable cluster states,” *Physical Review A*, vol. 93, no. 6, p. 062326, 2016. [Online]. Available: <https://doi.org/10.1103/PhysRevA.93.062326>
- [21] S. Lloyd and S. L. Braunstein, “Quantum computation over continuous variables,” in *Quantum information with continuous variables*. Springer, 1999, pp. 9–17.
- [22] A. Furusawa, J. L. Sørensen, S. L. Braunstein, C. A. Fuchs, H. J. Kimble, and E. S. Polzik, “Unconditional quantum teleportation,” *Science*, vol. 282, no. 5389, pp. 706–709, 1998. [Online]. Available: <https://doi.org/10.1126/science.282.5389.706>
- [23] W. Asavanant, B. Charoensombutamon, S. Yokoyama, T. Ebihara, T. Nakamura, R. N. Alexander, M. Endo, J. ichi Yoshikawa, N. C. Menicucci, H. Yonezawa, and A. Furusawa, “One-hundred step measurement-based quantum computation multiplexed in the time domain with 25 mhz clock frequency,” 2020, [arXiv:2006.11537](https://arxiv.org/abs/2006.11537).
- [24] D. Gottesman and I. L. Chuang, “Demonstrating the viability of universal quantum computation using teleportation and single-qubit operations,” *Nature*, vol. 402, no. 6760, pp. 390–393, 1999. [Online]. Available: <https://doi.org/10.1038/46503>
- [25] P. van Loock, “Examples of Gaussian cluster computation,” *J. Opt. Soc. Am. B*, vol. 24, no. 2, pp. 340–346, Feb 2007. [Online]. Available: <http://josab.osa.org/abstract.cfm?URI=josab-24-2-340>
- [26] F. Ewert and P. van Loock, “Teleportation-assisted optical controlled-sign gates,” *Phys. Rev. A*, vol. 99, p. 032333, Mar 2019. [Online]. Available: <https://link.aps.org/doi/10.1103/PhysRevA.99.032333>
- [27] K. Miyata, H. Ogawa, P. Marek, R. Filip, H. Yonezawa, J.-i. Yoshikawa, and A. Furusawa, “Implementation of a quantum cubic gate by an adaptive non-Gaussian measurement,” *Physical Review A*, vol. 93, no. 2, p. 022301, 2016. [Online]. Available: <https://doi.org/10.1103/PhysRevA.93.022301>
- [28] K. Marshall, R. Pooser, G. Siopsis, and C. Weedbrook, “Repeat-until-success cubic phase gate for universal continuous-variable quantum computation,” *Physical Review A*, vol. 91, no. 3, p. 032321, 2015. [Online]. Available: <https://doi.org/10.1103/PhysRevA.91.032321>
- [29] F. Arzani, N. Treps, and G. Ferrini, “Polynomial approximation of non-Gaussian unitaries by counting one photon at a time,” *Physical Review A*, vol. 95, no. 5, p. 052352, 2017. [Online]. Available: <https://doi.org/10.1103/PhysRevA.95.052352>
- [30] M. Walschaers, S. Sarkar, V. Parigi, and N. Treps, “Tailoring non-Gaussian continuous-variable graph states,” *Physical review letters*, vol. 121, no. 22, p. 220501, 2018. [Online]. Available: <https://doi.org/10.1103/PhysRevLett.121.220501>
- [31] D. Gottesman, A. Kitaev, and J. Preskill, “Encoding a qubit in an oscillator,” *Phys. Rev. A*, vol. 64, no. 1, p. 012310, Jun. 2001. [Online]. Available: <https://link.aps.org/doi/10.1103/PhysRevA.64.012310>
- [32] B. Q. Baragiola, G. Pantaleoni, R. N. Alexander, A. Karanjai, and N. C. Menicucci, “All-Gaussian universality and fault tolerance with the Gottesman-Kitaev-Preskill code,” *Phys. Rev. Lett.*, vol. 123, p. 200502, Nov 2019. [Online]. Available: <https://link.aps.org/doi/10.1103/PhysRevLett.123.200502>
- [33] H. Yamasaki, T. Matsuura, and M. Koashi, “Cost-reduced all-Gaussian universality with the Gottesman-Kitaev-Preskill code: Resource-theoretic approach to cost analysis,” *Phys. Rev. Research*, vol. 2, p. 023270, Jun 2020. [Online]. Available: <https://link.aps.org/doi/10.1103/PhysRevResearch.2.023270>
- [34] C. Flühmann, T. L. Nguyen, M. Marinelli, V. Negnevitsky, K. Mehta, and J. P. Home, “Encoding a qubit in a trapped-ion mechanical oscillator,” *Nature*, vol. 566, no. 7745, pp. 513–517, 2019. [Online]. Available: <https://doi.org/10.1038/s41586-019-0960-6>
- [35] P. Campagne-Ibarcq, A. Eickbusch, S. Touzard, E. Zalts-Geller, N. E. Frattini, V. V. Sivak, P. Reinhold, S. Puri, S. Shankar, R. J. Schoelkopf, L. Frunzio, M. Mirrahimi, and M. H. Devoret, “Quantum error correction of a qubit encoded in grid states of an oscillator,” *Nature*, vol. 584, no. 7821, pp. 368–372, 2020. [Online]. Available: <https://doi.org/10.1038/s41586-020-2603-3>
- [36] B. C. Travaglione and G. J. Milburn, “Preparing encoded states in an oscillator,” *Phys. Rev. A*, vol. 66, p. 052322, Nov 2002. [Online]. Available: <https://link.aps.org/doi/10.1103/PhysRevA.66.052322>
- [37] S. Pirandola, S. Mancini, D. Vitali, and P. Tombesi, “Constructing finite-dimensional codes with optical continuous variables,” *EPL*, vol. 68, no. 3, pp. 323–329, nov 2004. [Online]. Available: <https://doi.org/10.1209/epl/i2004-10203-9>
- [38] H. M. Vasconcelos, L. Sanz, and S. Glancy, “All-optical generation of states for “encoding a qubit in an oscillator,”” *Opt. Lett.*, vol. 35, no. 19, pp. 3261–3263, Oct 2010. [Online]. Available: <http://ol.osa.org/abstract.cfm?URI=ol-35-19-3261>
- [39] D. Su, C. R. Myers, and K. K. Sabapathy, “Conversion

- of Gaussian states to non-Gaussian states using photon-number-resolving detectors,” *Phys. Rev. A*, vol. 100, p. 052301, Nov 2019. [Online]. Available: <https://link.aps.org/doi/10.1103/PhysRevA.100.052301>
- [40] M. Eaton, R. Nehra, and O. Pfister, “Non-Gaussian and Gottesman–Kitaev–Preskill state preparation by photon catalysis,” *New Journal of Physics*, vol. 21, no. 11, p. 113034, nov 2019. [Online]. Available: <https://doi.org/10.1088%2F1367-2630%2Fab5330>
- [41] K. R. Motes, B. Q. Baragiola, A. Gilchrist, and N. C. Menicucci, “Encoding qubits into oscillators with atomic ensembles and squeezed light,” *Phys. Rev. A*, vol. 95, p. 053819, May 2017. [Online]. Available: <https://link.aps.org/doi/10.1103/PhysRevA.95.053819>
- [42] I. Tzitrin, J. E. Bourassa, N. C. Menicucci, and K. K. Sabapathy, “Progress towards practical qubit computation using approximate gottesman-kitaev-preskill codes,” *Phys. Rev. A*, vol. 101, p. 032315, Mar 2020. [Online]. Available: <https://link.aps.org/doi/10.1103/PhysRevA.101.032315>
- [43] M. V. Larsen, J. S. Neergaard-Nielsen, and U. L. Andersen, “Architecture and noise analysis of continuous variable quantum gates using two-dimensional cluster states,” 2020, [arXiv:2005.13513](https://arxiv.org/abs/2005.13513).
- [44] S. L. Braunstein and P. van Loock, “Quantum information with continuous variables,” *Rev. Mod. Phys.*, vol. 77, no. 2, pp. 513–577, Jun. 2005. [Online]. Available: <https://link.aps.org/doi/10.1103/RevModPhys.77.513>
- [45] P. van Loock, C. Weedbrook, and M. Gu, “Building Gaussian cluster states by linear optics,” *Physical Review A*, vol. 76, no. 3, p. 032321, 2007. [Online]. Available: <https://doi.org/10.1103/PhysRevA.76.032321>
- [46] R. Ukai, J.-i. Yoshikawa, N. Iwata, P. van Loock, and A. Furusawa, “Universal linear Bogoliubov transformations through one-way quantum computation,” *Phys. Rev. A*, vol. 81, p. 032315, Mar 2010. [Online]. Available: <https://link.aps.org/doi/10.1103/PhysRevA.81.032315>
- [47] S. D. Bartlett, B. C. Sanders, S. L. Braunstein, and K. Nemoto, “Efficient classical simulation of continuous variable quantum information processes,” *Phys. Rev. Lett.*, vol. 88, p. 097904, Feb 2002. [Online]. Available: <https://link.aps.org/doi/10.1103/PhysRevLett.88.097904>
- [48] M.-D. Choi, “Completely positive linear maps on complex matrices,” *Linear Algebra and its Applications*, vol. 10, no. 3, pp. 285 – 290, 1975. [Online]. Available: <http://www.sciencedirect.com/science/article/pii/0024379575900750>
- [49] K. E. Cahill and R. J. Glauber, “Density operators and quasiprobability distributions,” *Phys. Rev.*, vol. 177, pp. 1882–1902, Jan 1969. [Online]. Available: <https://link.aps.org/doi/10.1103/PhysRev.177.1882>
- [50] —, “Ordered expansions in boson amplitude operators,” *Phys. Rev.*, vol. 177, pp. 1857–1881, Jan 1969. [Online]. Available: <https://link.aps.org/doi/10.1103/PhysRev.177.1857>
- [51] R. N. Alexander, N. C. Gabay, P. P. Rohde, and N. C. Menicucci, “Measurement-based linear optics,” *Phys. Rev. Lett.*, vol. 118, p. 110503, 2017. [Online]. Available: <http://link.aps.org/pdf/10.1103/PhysRevLett.118.110503>
- [52] J. Niset, J. Fiurášek, and N. J. Cerf, “No-go theorem for Gaussian quantum error correction,” *Phys. Rev. Lett.*, vol. 102, p. 120501, Mar 2009. [Online]. Available: <https://link.aps.org/doi/10.1103/PhysRevLett.102.120501>
- [53] I. L. Chuang, D. W. Leung, and Y. Yamamoto, “Bosonic quantum codes for amplitude damping,” *Phys. Rev. A*, vol. 56, pp. 1114–1125, Aug 1997. [Online]. Available: <https://link.aps.org/doi/10.1103/PhysRevA.56.1114>
- [54] P. T. Cochrane, G. J. Milburn, and W. J. Munro, “Macroscopically distinct quantum-superposition states as a bosonic code for amplitude damping,” *Phys. Rev. A*, vol. 59, pp. 2631–2634, Apr 1999. [Online]. Available: <https://link.aps.org/doi/10.1103/PhysRevA.59.2631>
- [55] W. Wasilewski and K. Banaszek, “Protecting an optical qubit against photon loss,” *Phys. Rev. A*, vol. 75, p. 042316, Apr 2007. [Online]. Available: <https://link.aps.org/doi/10.1103/PhysRevA.75.042316>
- [56] V. V. Albert, K. Noh, K. Duivenvoorden, D. J. Young, R. T. Brierley, P. Reinhold, C. Vuillot, L. Li, C. Shen, S. M. Girvin, B. M. Terhal, and L. Jiang, “Performance and structure of single-mode bosonic codes,” *Phys. Rev. A*, vol. 97, p. 032346, Mar 2018. [Online]. Available: <https://link.aps.org/doi/10.1103/PhysRevA.97.032346>
- [57] M. H. Michael, M. Silveri, R. T. Brierley, V. V. Albert, J. Salmilehto, L. Jiang, and S. M. Girvin, “New class of quantum error-correcting codes for a bosonic mode,” *Phys. Rev. X*, vol. 6, p. 031006, Jul 2016. [Online]. Available: <https://link.aps.org/doi/10.1103/PhysRevX.6.031006>
- [58] A. L. Grimsmo, J. Combes, and B. Q. Baragiola, “Quantum computing with rotation-symmetric bosonic codes,” *Phys. Rev. X*, vol. 10, p. 011058, Mar 2020. [Online]. Available: <https://link.aps.org/doi/10.1103/PhysRevX.10.011058>
- [59] K. Duivenvoorden, B. M. Terhal, and D. Weigand, “Single-mode displacement sensor,” *Physical Review A*, vol. 95, no. 1, Jan 2017. [Online]. Available: <http://dx.doi.org/10.1103/PhysRevA.95.012305>
- [60] T. Matsuura, H. Yamasaki, and M. Koashi, “On the equivalence of approximate Gottesman-Kitaev-Preskill codes,” 2019, [arXiv:1910.08301](https://arxiv.org/abs/1910.08301).
- [61] L. J. Mensen, B. Q. Baragiola, and N. C. Menicucci, “Error correction of qubits encoded within an oscillator in the phase-space picture,” *In preparation*.
- [62] A. P. Lund, T. C. Ralph, and H. L. Haselgrove, “Fault-tolerant linear optical quantum computing with small-amplitude coherent states,” *Phys. Rev. Lett.*, vol. 100, p. 030503, Jan 2008. [Online]. Available: <https://link.aps.org/doi/10.1103/PhysRevLett.100.030503>
- [63] K. Noh, V. V. Albert, and L. Jiang, “Quantum capacity bounds of Gaussian thermal loss channels and achievable rates with Gottesman-Kitaev-Preskill codes,” *IEEE Transactions on Information Theory*, vol. 65, no. 4, pp. 2563–2582, April 2019. [Online]. Available: <http://dx.doi.org/10.1109/TIT.2018.2873764>
- [64] M. A. Nielsen and I. L. Chuang, *Quantum computation and quantum information*, 10th ed. Cambridge: Cambridge University Press, 2010.
- [65] S. Glancy and E. Knill, “Error analysis for encoding a qubit in an oscillator,” *Phys. Rev. A*, vol. 73, p. 012325, Jan 2006. [Online]. Available: <https://link.aps.org/doi/10.1103/PhysRevA.73.012325>
- [66] A. Ferraro, S. Olivares, and M. G. A. Paris, “Gaussian states in continuous variable quantum information,” 2005, [arXiv:quant-ph/0503237](https://arxiv.org/abs/quant-ph/0503237).