

# New probability distributions in astrophysics: III. The truncated Maxwell-Boltzmann distribution

Lorenzo Zaninetti

Physics Department, via P.Giuria 1, I-10125 Turin,Italy  
Email: [zaninetti@ph.unito.it](mailto:zaninetti@ph.unito.it)

**Abstract** The Maxwell-Boltzmann (MB) distribution for velocities in ideal gases is usually defined between zero and infinity. A double truncated MB distribution is here introduced and the probability density function, the distribution function, the average value, the  $r$ th moment about the origin, the root-mean-square speed and the variance are evaluated. Two applications are presented: (i) a numerical relationship between root-mean-square speed and temperature, and (ii) a modification of the formula for the Jeans escape flux of molecules from an atmosphere.

**Keywords:** 05.20.-y Classical statistical mechanics; 05.20.Dd Kinetic theory;

## 1 Introduction

The *Maxwell-Boltzmann* (MB) distribution, see [1,2], is a powerful tool to explain the kinetic theory of gases. The range in velocity of this distribution spans the interval  $[0, \infty]$ , which produces several problems

1. The maximum velocity of a gas cannot be greater than the velocity of light,  $c$
2. The kinetic theory is developed in a classical environment, which means that the involved velocities should be smaller than  $\approx 1/10 c$

These items point toward the hypothesis of an upper bound in velocity for the MB. We will now report some approaches, including an upper bound in velocity: the ion velocities parallel to the magnetic field in a low density surface of a ionized plasma [3]; propagation of longitudinal electron waves in a collisionless, homogeneous, isotropic plasma, whose velocity distribution function is a truncated MB [4]; fast ion production in laser plasma [5]; the release of a dust particle from a plasma-facing wall [6]; an explanation of an anomaly in the Dark Matter (DAMA) experiment [7]; a distorted MB distribution of epithermal ions observed associated with the collapse of energetic ions [8]; and deviations to MB distribution that could have observable effects which can be measured through the vapor spectroscopy at an interface [9]. However, these approaches do not clearly cover the effect of introducing a lower and an upper boundary in the MB distribution, which is the subject that will be analyzed in this paper.

This paper is structured as follows. Section 2 reviews the basic statistics of the MB distribution and it derives a new approximate expression for the median. Section 3 introduces the double truncated MB and it derives the connected statistics. Section 4 derives the relationship for root-mean-square speed versus temperature in the double truncated MB. Finally, Section 5.2 derives a new formula for Jeans flux in the exosphere.

## 2 The Maxwell-Boltzmann distribution

Let  $V$  be a random variable defined in  $[0, \infty]$ ; the MB probability density function (PDF),  $f(v; a)$ , is

$$f(v; a) = \frac{\sqrt{2}v^2 e^{-\frac{1}{2} \frac{v^2}{a^2}}}{\sqrt{\pi}a^3} \quad , \quad (1)$$

where  $a$  is a parameter and  $v$  denotes the velocity, see [1,2]. Conversion to the physics is done by introducing the variable  $a$ , which is defined as

$$a = \sqrt{\frac{kT}{m}} \quad , \quad (2)$$

where  $m$  is the mass of the gas molecules,  $k$  is the Boltzmann constant and  $T$  is the thermodynamic temperature. With this change of variable, the MB PDF is

$$f_p(v; m, k, T) = \frac{\sqrt{2}v^2 e^{-\frac{1}{2} \frac{v^2 m}{kT}}}{\sqrt{\pi} \left(\frac{kT}{m}\right)^{\frac{3}{2}}} , \quad (3)$$

where the index  $p$  stands for physics. The distribution function (DF),  $F(x; a)$ , is

$$F(v; a) = \frac{\sqrt{2}a^2 \left( a\sqrt{\pi}\sqrt{2}\operatorname{erf}\left(\frac{1}{2}\frac{\sqrt{2}v}{a}\right) - 2ve^{-\frac{1}{2}\frac{v^2}{a^2}} \right)}{2\sqrt{\pi}a^3} \quad (4a)$$

$$F_p(v) = \frac{\sqrt{2} \left( \left(\frac{kT}{m}\right)^{\frac{3}{2}} \sqrt{\pi}\sqrt{2}\operatorname{erf}\left(\frac{1}{2}\sqrt{2}v\frac{1}{\sqrt{\frac{kT}{m}}}\right) m - 2ve^{-\frac{1}{2}\frac{v^2 m}{kT}} kT \right)}{2\sqrt{\pi} \left(\frac{kT}{m}\right)^{\frac{3}{2}} m} . \quad (4b)$$

The average value or mean,  $\mu$ , is

$$\mu(a) = 2 \frac{\sqrt{2}a}{\sqrt{\pi}} , \quad (5a)$$

$$\mu(m, k, T)_p = 2 \frac{\sqrt{2}}{\sqrt{\pi}} \sqrt{\frac{kT}{m}} , \quad (5b)$$

the variance,  $\sigma^2$ , is

$$\sigma^2(a) = \frac{a^2(-8 + 3\pi)}{\pi} \quad (6a)$$

$$\sigma^2(m, k, T)_p = \frac{kT(-8 + 3\pi)}{m\pi} . \quad (6b)$$

The  $r$ th moment about the origin for the MB distribution is,  $\mu'_r$ , is

$$\mu'_r(a) = \frac{2^{r/2+1} a^r \Gamma\left(r/2 + \frac{3}{2}\right)}{\sqrt{\pi}} \quad (7a)$$

$$\mu'_r(m, k, T)_p = \frac{2^{r/2+1} \left(\sqrt{\frac{kT}{m}}\right)^r \Gamma\left(r/2 + \frac{3}{2}\right)}{\sqrt{\pi}} , \quad (7b)$$

where

$$\Gamma(z) = \int_0^\infty e^{-t} t^{z-1} dt , \quad (8)$$

is the gamma function, see [10]. The root-mean-square speed,  $v_{rms}$ , can be obtained from this formula by inserting  $r = 2$

$$v_{rms}(a) = \sqrt{3}a \quad (9a)$$

$$v_{rms}(m, k, T)_p = \sqrt{3} \sqrt{\frac{kT}{m}} , \quad (9b)$$

see eqn.(7-10-16) in [11]. This equation allows us to derive the temperature once the root-mean-square speed is measured

$$T = \frac{1}{3} \frac{v_{rms}^2 m}{k} . \quad (10)$$

The coefficient of variation (CV) is

$$CV = \frac{\sigma(a)}{\mu(a)} = \sqrt{\frac{3}{8}\pi - 1} , \quad (11)$$

which is constant. The first three rth moments about the mean for the MB distribution,  $\mu_r(a)$ , are

$$\mu_2(a) = \frac{a^2(-8 + 3\pi)}{\pi} \quad (12a)$$

$$\mu_3(a) = -2 \frac{a^3\sqrt{2}(5\pi - 16)}{\pi^{3/2}} \quad (12b)$$

$$\mu_4(a) = \frac{a^4(15\pi^2 + 16\pi - 192)}{\pi^2} \quad (12c)$$

The mode is at

$$v(a) = \sqrt{2}a \quad (13a)$$

$$v(m, k, T)_p = \sqrt{2}\sqrt{\frac{kT}{m}} \quad (13b)$$

An approximate expression for the median can be obtained by a Taylor series of the DF around the mode. The approximation formula is

$$v(a) = -\frac{1}{4}a \left( -6 + e \left( \operatorname{erf}(1) - \frac{1}{2} \right) \sqrt{\pi} \right) \sqrt{2} \quad (14a)$$

$$v(m, k, T)_p = -\frac{1}{4}\sqrt{\frac{kT}{m}} \left( -6 + e \left( \operatorname{erf}(1) - \frac{1}{2} \right) \sqrt{\pi} \right) \sqrt{2} \quad (14b)$$

which has a percent error,  $\delta$ , of  $\delta \approx 0.04\%$  in respect to the numerical value. The entropy is

$$\ln \left( \sqrt{2}\sqrt{\pi}a \right) - \frac{1}{2} + \gamma \quad (15a)$$

$$\ln \left( \sqrt{2}\sqrt{\pi}\sqrt{\frac{kT}{m}} \right) - \frac{1}{2} + \gamma \quad (15b)$$

where  $\gamma$  is the Euler-Mascheroni constant, which is defined as

$$\gamma = \lim_{n \rightarrow \infty} \left( 1 + \frac{1}{2} + \frac{1}{3} + \dots + \frac{1}{n} - \ln n \right) = 0.57721 \dots \quad (16)$$

see [10] for more details. The coefficient of skewness is

$$\frac{(-10\pi + 32)\sqrt{2}}{(-8 + 3\pi)^{\frac{3}{2}}} \approx 0.48569 \quad (17)$$

and the coefficient of kurtosis is

$$\frac{15\pi^2 + 16\pi - 192}{(-8 + 3\pi)^2} \approx 3.10816 \quad (18)$$

According to [12], a random number generation can be obtained via inverse transform sampling when the distribution function or cumulative distribution function,  $F(x)$ , is known: (i) a pseudo number generator gives a random number  $\mathbf{R}$  between zero and one; (ii) the inverse function  $x = F^{-1}(\mathbf{R})$  is evaluated; and (iii) the procedure is repeated for different values of  $\mathbf{R}$ . In our case, the inverse function should be evaluated in a numerical way by solving for  $v$  the following nonlinear equation

$$F(v; a) - \mathbf{R} = 0 \quad (19a)$$

$$F(v; m, k, T)_p - \mathbf{R} = 0 \quad (19b)$$

where  $F(v)$  and  $F_p(v)$  are the two DF represented by equations (4a) and (4b). As a practical example, by inserting in equation (19a)  $a = 1$  and  $\mathbf{R} = 0.5$ , we obtain in a numerical way  $v = 1.538$ .

### 3 The double truncated Maxwell-Boltzmann distribution

Let  $V$  be a random variable that is defined in  $[v_l, v_u]$ ; the *double truncated* version of the Maxwell-Boltzmann PDF,  $f_t(v; a, v_l, v_u)$ , is

$$f_t(v; a, v_l, v_u) = v^2 e^{-\frac{1}{2} \frac{v^2}{a^2}} \quad , \quad (20)$$

where

$$C = \frac{-2}{CD} \quad , \quad (21)$$

where

$$CD = a^2 \left( -a\sqrt{\pi}\sqrt{2}\operatorname{erf}\left(\frac{1}{2}\frac{\sqrt{2}vu}{a}\right) + a\sqrt{\pi}\sqrt{2}\operatorname{erf}\left(\frac{1}{2}\frac{\sqrt{2}vl}{a}\right) + 2vu e^{-\frac{1}{2}\frac{vu^2}{a^2}} - 2vl e^{-\frac{1}{2}\frac{vl^2}{a^2}} \right) \quad , \quad (22)$$

and  $\operatorname{erf}(x)$  is the error function, which is defined as

$$\operatorname{erf}(x) = \frac{2}{\sqrt{\pi}} \int_0^x e^{-t^2} dt \quad , \quad (23)$$

see [10]. The physical meaning of  $a$  is still represented by equation (2); however, due to the tendency to obtain complicated expressions, we will omit the double notation. The DF,  $F_t(v; a, v_l, v_u)$ , is

$$F_t(v; a, v_l, v_u) = \frac{Ca^2 \left( \sqrt{\pi}\sqrt{2}a \operatorname{erf}\left(\frac{1}{2}\frac{\sqrt{2}v}{a}\right) - 2ve^{-\frac{1}{2}\frac{v^2}{a^2}} \right)}{2} \quad . \quad (24)$$

The average value  $\mu_t(a, v_l, v_u)$ , is

$$\mu_t(a, v_l, v_u) = Ca^2 \left( 2e^{-\frac{1}{2}\frac{v_l^2}{a^2}} a^2 - 2e^{-\frac{1}{2}\frac{v_u^2}{a^2}} a^2 + e^{-\frac{1}{2}\frac{v_l^2}{a^2}} v_l^2 - e^{-\frac{1}{2}\frac{v_u^2}{a^2}} v_u^2 \right) \quad . \quad (25)$$

The  $r$ th moment about the origin for the double truncated MB distribution is,  $\mu'_{r,t}(a, v_l, v_u)$ ,

$$\mu'_{r,t}(a, v_l, v_u) = \frac{MN}{r+3} \quad (26)$$

where

$$MN = C2^{\frac{r}{4}+\frac{5}{4}}a^2 \times \left( \left( \frac{v_u^2}{a^2} \right)^{-\frac{r}{4}-\frac{1}{4}} v_u^{r+1} e^{-\frac{1}{4}\frac{v_u^2}{a^2}} M_{\frac{r}{4}+\frac{1}{4}, \frac{r}{4}+\frac{3}{4}} \left( \frac{1}{2}\frac{v_u^2}{a^2} \right) - v_l^{r+1} e^{-\frac{1}{4}\frac{v_l^2}{a^2}} M_{\frac{r}{4}+\frac{1}{4}, \frac{r}{4}+\frac{3}{4}} \left( \frac{1}{2}\frac{v_l^2}{a^2} \right) \left( \frac{v_l^2}{a^2} \right)^{-\frac{r}{4}-\frac{1}{4}} \right) \quad (27)$$

where  $M_{\mu, \nu}(z)$  is the Whittaker M function, see [10]. The root-mean-square speed,  $v_{rms,t}(a, v_l, v_u)$ , can be obtained from this formula by inserting  $r = 2$ , and is

$$(v_{rms,t}(a, v_l, v_u)) = \sqrt{\frac{NV}{5 \left( \frac{v_u^2}{a^2} \right)^{3/4} \left( \frac{v_l^2}{a^2} \right)^{3/4}}} \quad , \quad (28)$$

where

$$NV = 2C2^{3/4}a^2 \left( v_u^3 e^{-1/4 \frac{v_u^2}{a^2}} M_{3/4, 5/4} \left( 1/2 \frac{v_u^2}{a^2} \right) \left( \frac{v_l^2}{a^2} \right)^{3/4} - v_l^3 e^{-1/4 \frac{v_l^2}{a^2}} M_{3/4, 5/4} \left( 1/2 \frac{v_l^2}{a^2} \right) \left( \frac{v_u^2}{a^2} \right)^{3/4} \right). \quad (29)$$

The variance  $\sigma_t^2(a, v_l, v_u)$  is defined as

$$\sigma_t^2(a, v_l, v_u) = \mu'_{2,t}(a, v_l, v_u) - (\mu'_{1,t}(a, v_l, v_u))^2 \quad (30)$$

and has the following explicit form

$$\begin{aligned} \sigma_t^2(a, v_l, v_u) = & 4 \left( \left( (v_l + 2v_u)a^2 + v_l v_u (v_l + \frac{1}{2}v_u) \right) (a^2 + 1/2 v_u^2) C^2 a^4 e^{-\frac{1}{2} \frac{v_l^2 + 2v_u^2}{a^2}} \right. \\ & - 2 \left( (v_l + \frac{1}{2}v_u)a^2 + \frac{1}{4}v_l v_u (v_l + 2v_u) \right) C^2 a^4 (a^2 + \frac{1}{2}v_l^2) e^{-\frac{1}{2} \frac{2v_l^2 + v_u^2}{a^2}} \\ & + (a^2 + \frac{1}{2}v_u^2) \left( C \operatorname{erf} \left( \frac{1}{2} \frac{\sqrt{2}v_l}{a} \right) a^3 \sqrt{2}\sqrt{\pi} \right. \\ & \left. - C \operatorname{erf} \left( \frac{1}{2} \frac{\sqrt{2}v_u}{a} \right) a^3 \sqrt{2}\sqrt{\pi} + 4 \right) C a^2 (a^2 + \frac{1}{2}v_l^2) e^{-\frac{1}{2} \frac{v_l^2 + v_u^2}{a^2}} \\ & + C^2 a^4 (a^2 + \frac{1}{2}v_l^2)^2 v_l e^{-\frac{3}{2} \frac{v_l^2}{a^2}} - (a^2 + \frac{1}{2}v_u^2)^2 C^2 a^4 v_u e^{-\frac{3}{2} \frac{v_u^2}{a^2}} \\ & + \left( \frac{3}{4} a^2 v_l + \frac{1}{4} v_l^3 \right) e^{-\frac{1}{2} \frac{v_l^2}{a^2}} + \left( -\frac{3}{4} a^2 v_u - \frac{1}{4} v_u^3 \right) e^{-1/2 \frac{v_u^2}{a^2}} \\ & - \frac{1}{2} \left( \left( C \operatorname{erf} \left( \frac{1}{2} \frac{\sqrt{2}v_l}{a} \right) a^3 \sqrt{2}\sqrt{\pi} \right. \right. \\ & \left. \left. - C \operatorname{erf} \left( \frac{1}{2} \frac{\sqrt{2}v_u}{a} \right) a^3 \sqrt{2}\sqrt{\pi} + 4 \right) C (a^2 + \frac{1}{2}v_l^2)^2 e^{-\frac{v_l^2}{a^2}} \right. \\ & \left. + (a^2 + \frac{1}{2}v_u^2)^2 \left( C \operatorname{erf} \left( \frac{1}{2} \frac{\sqrt{2}v_l}{a} \right) a^3 \sqrt{2}\sqrt{\pi} \right. \right. \\ & \left. \left. - C \operatorname{erf} \left( \frac{1}{2} \frac{\sqrt{2}v_u}{a} \right) a^3 \sqrt{2}\sqrt{\pi} + 4 \right) C e^{-\frac{v_u^2}{a^2}} + \frac{3}{4} \sqrt{\pi} \sqrt{2} \left( -\operatorname{erf} \left( \frac{1}{2} \frac{\sqrt{2}v_u}{a} \right) \right. \right. \\ & \left. \left. + \operatorname{erf} \left( \frac{1}{2} \frac{\sqrt{2}v_l}{a} \right) \right) a \right) C a^2. \quad (31) \end{aligned}$$

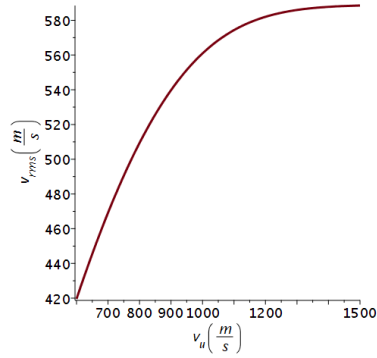
Although the coefficients of skewness and kurtosis for the truncated MB exist, they have a complicated expression.

## 4 A laboratory application

The temperature as a function of root-mean-square speed for the MB is given by equation (10). In the truncated MB distribution, the temperature can be found by solving the following nonlinear equation

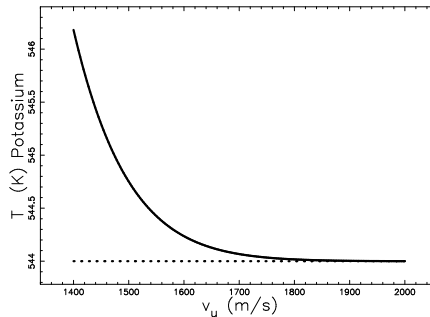
$$v_{rms,t}(k, m, T, v_l, v_u) = v_{rms,m}, \quad (32)$$

where  $v_{rms,m}$  is not a theoretical variable but is the root-mean-square speed measured in the laboratory and  $v_{rms,t}$  is given by equation (28). The laboratory measures of  $v_{rms,m}$  started with [13], where a  $v_{rms,m}=388$  m/s at 400 °C was found for a metallic vapor. In the truncated MB distribution, there are three parameters that can be measured in the laboratory from a kinematical point of view, as follows:



**Figure 1.** The theoretical root-mean-square speed as a function of the upper limit in velocity (continuous line) and standard value of the temperature (dotted line) when  $a=340$  and  $v_l = 0$ .

the lowest velocity,  $v_l$ ; the highest velocity,  $v_u$ ; and the root-mean-square speed,  $v_{rms,m}$ . Setting for simplicity  $v_l=0$ , we will now explore the effect of the variation of  $v_u$  on the root-mean-square speed; see Figure 1. The *first* example of the influence of the upper limit in velocity on the temperature is given by potassium gas [14,15], in which molecular mass is  $6.492429890 \cdot 10^{-26} \text{ kg}$ . In Figure 2, we evaluate in a numerical way the temperature when  $v_l=0$  and  $v_u$  is variable in the case of a measured value of  $v_{rms,m}$ .

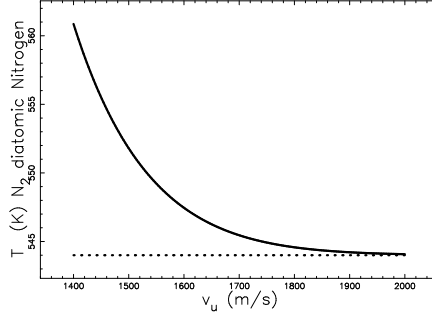


**Figure 2.** Temperature as a function of the upper limit in velocity for Potassium (continuous line) and standard value of the temperature (dotted line) when  $v_l = 0$  and  $v_{rms,m} = 589.111511 \text{ m/s}$

The *second* example is given by diatomic nitrogen,  $N_2$ , in which molecular mass is  $4.651737684 \cdot 10^{-26} \text{ kg}$ . In Figure 3, we evaluate the temperature when  $v_l=0$  and  $v_u$  is a variable in the case of a measured value of  $v_{rms,m}$ .

## 5 The Jeans escape

The standard formula for the escape of molecules from the exosphere is reviewed in the framework of the MB distribution. A new formula for the Jeans escape is derived in the framework of the truncated MB.



**Figure 3.** Temperature as a function of the upper limit in velocity for diatomic nitrogen,  $N_2$ , (continuous line) and standard value of the temperature (dotted line) when  $v_l =$  and  $v_{rms,m} = 695.9756308m/s$

### 5.1 The standard case

In the exosphere, a molecule of mass  $m$  and velocity  $v_e$  is free to escape when

$$\frac{1}{2}mv_e^2 - G\frac{Mm}{R_{ex}} = 0 \quad , \quad (33)$$

where  $G$  is the Newtonian gravitational constant,  $M$  is the mass of the Earth,  $R_{ex} = R + H$  is the radius of the exosphere,  $R$  is the radius of the Earth and  $H$  is the altitude of the exosphere. The flux of the molecules that are living in the exosphere  $\Phi_j$  is

$$\Phi_j = \frac{1}{4}N_{ex}\mu_e \quad , \quad (34)$$

where  $N_{ex}$  is the number of molecules per unit volume and  $\mu_e$  is the average velocity of escape. In the presence of a given number of molecules per unit volume, the standard MB distribution in velocities in a unit volume,  $f_m$ , is

$$f_m(v; m, k, T, N_{ex}) = N_{ex} \frac{\sqrt{2}v^2 e^{-\frac{1}{2}\frac{v^2 m}{kT}}}{\sqrt{\pi} \left(\frac{kT}{m}\right)^{\frac{3}{2}}} \quad . \quad (35)$$

The average value of escape is defined as

$$\mu_e = \frac{\int_{v_e}^{\infty} v f_m(v; m, k, T, N_{ex}) dv}{\int_0^{\infty} f_m(v; m, k, T, N_{ex}) dv} \quad . \quad (36)$$

In this integral, the following changes are made to the variables

$$\lambda = \frac{1}{2} \frac{mv^2}{kT} \quad . \quad (37)$$

Therefore,

$$\mu_e = 2 (\lambda_e + 1) e^{-\lambda_e} \sqrt{2} \sqrt{\frac{kT}{\pi m}} \quad , \quad (38)$$

with

$$\lambda_e = 2 \frac{GM}{R_{ex}v_0^2} \quad , \quad (39)$$

where  $v_0$  is the mode as represented by equation (13b). The flux is now

$$\Phi_j = \frac{N_{ex} (\lambda_e + 1) e^{-\lambda_e} v_0}{2\sqrt{\pi}} \quad . \quad (40)$$

For more details see [16,17,18,19]. On adopting the parameters of Table 1 the Jeans escape flux for hydrogen is

$$\Phi_j = 3.98 \cdot 10^{11} \text{ molecules } m^{-2} s^{-1} \quad , \quad (41)$$

and

$$\lambda_e = 7.78 \quad . \quad (42)$$

The Jeans escape flux for Earth at  $T = 900 \text{ K}$  varies between  $\Phi_j \approx 2.7 \cdot 10^{11} \text{ molecules } m^{-2} s^{-1}$ ; see [20] or Fig.1 in [21]. and  $\Phi_j \approx 4 \cdot 10^{11} \text{ molecules } m^{-2} s^{-1}$ , see [22]. Therefore, our choice of parameters is compatible with the suggested interval in flux.

**Table 1.** Adopted physical parameters for the exosphere

Parameter	value
$R_{ex}$	6900 km
T	900 K
$N_{ex}$	$10^{11} m^{-3}$

## 5.2 The truncated case

The average value of escape for a truncated MB distribution,  $\mu_{e,t}$ , is

$$\mu_{e,t} = \frac{\int_{v_e}^{\infty} v f_t(v; m, k, T, N_{ex}, v_l, v_u) dv}{\int_0^{\infty} f_m(v; m, k, T, N_{ex}, v_l, v_u) dv} \quad . \quad (43)$$

This integral can be solved by introducing the change of variable as given by equation (37)

$$\mu_{e,t} = -2 \frac{((\lambda_u + 1) e^{-\lambda_u} - e^{-\lambda_e} (\lambda_e + 1)) \sqrt{2}}{2 \sqrt{\lambda_l} e^{-\lambda_l} - 2 \sqrt{\lambda_u} e^{-\lambda_u} - \sqrt{\pi} \operatorname{erf}(\sqrt{\lambda_l}) + \sqrt{\pi} \operatorname{erf}(\sqrt{\lambda_u})} \sqrt{\frac{kT}{m}} \quad , \quad (44)$$

where  $\lambda_l$  is the lower value of  $\lambda$  and  $\lambda_u$  is the upper value of  $\lambda$ . The flux of the molecules that are living the exosphere in the truncated MB,  $\Phi_{j,t}$ , is

$$\Phi_{j,t} = \frac{N_{ex} ((\lambda_u + 1) e^{-\lambda_u} - e^{-\lambda_e} (\lambda_e + 1)) \sqrt{2}}{4 \sqrt{\lambda_u} e^{-\lambda_u} + 2 \sqrt{\pi} \operatorname{erf}(\sqrt{\lambda_l}) - 2 \sqrt{\pi} \operatorname{erf}(\sqrt{\lambda_u}) - 4 \sqrt{\lambda_l} e^{-\lambda_l}} \sqrt{\frac{kT}{m}} \quad . \quad (45)$$

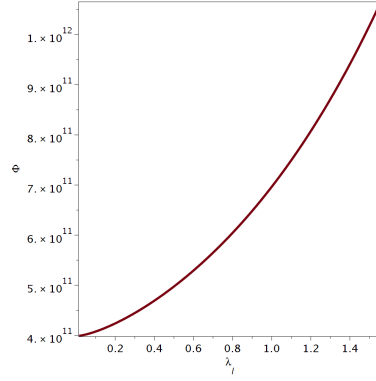
The increasing flux of molecules is outlined when one parameter,  $\lambda_l$ , is variable; see Figure 4. In other words, an increase in  $\lambda_l$  produces an increase in the flux of the molecules. The dependence of the flux when two parameters are variable,  $\lambda_l$  and  $\lambda_u$ , is reported in Figure 5.

These Jeans escape fluxes for Earth are compatible with the observed values that were reported in Section 5.1.

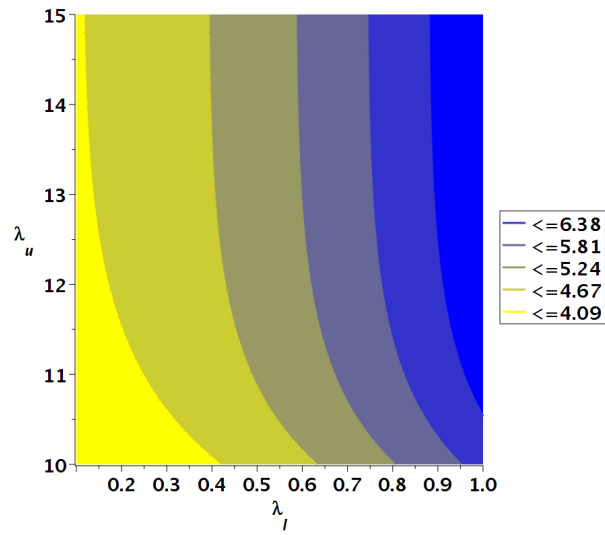
## 6 Conclusions

This paper derived analytical formulae for the following quantities for a double truncated MB distribution: the PDF, the DF, the average value, the rth moment about the origin, the root-mean-square speed and the variance. The traditional correspondence between root-mean-square speed and temperature is replaced by the nonlinear Equation(32). The new formula (45) for the Jeans escape flux of molecules from an atmosphere is now a function of the lower and upper boundary in velocity.





**Figure 4.** The flux of molecules as a function of  $\lambda_l$  with parameters as in Table 1,  $\lambda_e = 7.78$  and  $\lambda_u = 1000\lambda_e$ .



**Figure 5.** The flux of molecules as a function of  $\lambda_l$  and  $\lambda_u$  with parameters as in Table 1.

## References

1. Maxwell J C 1860 V. Illustrations of the dynamical theory of gases. part i. on the motions and collisions of perfectly elastic spheres *The London, Edinburgh, and Dublin Philosophical Magazine and Journal of Science* **19**(124), 19
2. Boltzmann L 1872 Weitere studien ber das wrmegleichgewicht unter gasmoleklen *K. Acad. Wiss.(Wein) Sitzb., II Abt* **66**, 275
3. Buzzi J, Doucet H and Gresillon D 1970 Ion distribution functions in collisionless surface ionized plasmas *The Physics of Fluids* **13**(12), 3041
4. Treguier J and Henry D 1976 Propagation of electronic longitudinal modes in a truncated Maxwellian plasma *Journal of Plasma Physics* **15**(3), 447
5. Kishimoto Y, Mima K, Watanabe T and Nishikawa K 1983 Analysis of fast-ion velocity distributions in laser plasmas with a truncated Maxwellian velocity distribution of hot electrons *The Physics of Fluids* **26**(8), 2308
6. Tomita Y, Smirnov R, Nakamura H, Zhu S, Takizuka T and Tskhakaya D 2007 Effect of truncation of electron velocity distribution on release of dust particle from plasma-facing wall *Journal of Nuclear Materials* **363**, 264
7. Fowlie A 2017 Halo-independence with quantified maximum entropy at DAMA/LIBRA *Journal of Cosmology and Astroparticle Physic* **2017**(10) 002 (*Preprint 1708.00181*)
8. Ida K, Kobayashi T, Yoshinuma M, Akiyama T, Tokuzawa T, Tsuchiya H, Itoh K and LHD Experiment Group 2017 Observation of distorted Maxwell-Boltzmann distribution of epithermal ions in LHD *Physics of Plasmas* **24**(12) 122502
9. Todorov P, de Aquino Carvalho J C, Maurin I, Lalot A and Bloch D 2019 Search for deviations from the ideal Maxwell-Boltzmann distribution for a gas at an interface in *Proceedings of the SPIE vol 11047 of Society of Photo-Optical Instrumentation Engineers (SPIE) Conference Series* p 110470P (*Preprint 1810.04876*)
10. Olver F W J e, Lozier D W e, Boisvert R F e and Clark C W e 2010 *NIST Handbook of Mathematical Functions* (Cambridge: Cambridge University Press. )
11. Reif F 2009 *Fundamentals of Statistical and Thermal Physics* (Long Grove, Illinois: Waveland Press) ISBN 9781478610052
12. Devroye L 1986 *General principles in random variate generation* (New York: Springer)
13. Eldridge J 1927 Experimental test of Maxwell's distribution law *Physical Review* **30**(6), 931
14. Miller R C and Kusch P 1955 Velocity distributions in potassium and thallium atomic beams *Physical Review* **99**(4), 1314
15. Hernandez H 2017 Standard Maxwell-Boltzmann distribution: Definition and properties *ForsChem Research Reports* **2**
16. Jeans J H 1955 *The dynamical theory of gases* (New York: Dover)
17. Shu F H 1982 *The Physical Universe* (Mill Valley CA: University Science Books)
18. Catling D and Kasting J 2017 Escape of atmospheres to space *Atmospheric Evolution on Inhabited and Lifeless Worlds (Cambridge, 2017) chap 5*, 129
19. Owen J E 2019 Atmospheric escape and the evolution of close-in exoplanets *Annual Review of Earth and Planetary Sciences* **47**, 67 (*Preprint 1807.07609*)
20. Vidal-Madjar A, Blamont J and Phissamay B 1974 Evolution with solar activity of the atomic hydrogen density at 100 kilometers of altitude *Journal of Geophysical Research (1896-1977)* **79**(1), 233
21. Liu W, Chiao M, Collier M R and et al 2017 The structure of the local hot bubble *The Astrophysical Journal* **834**(1) 33 (*Preprint 1611.05133*)
22. Bertaux J 1974 Lhydrogène atomique dans lexosphère terrestre: mesures dintensité et de largeur de raie de lémission lyman alpha à bord du satellite ogo 5 et interprétation *These détat, Université Paris* **6**